

野村ファンドラップ オルタナティブプレミア

運用報告書(全体版)

第10期（決算日2022年1月20日）

作成対象期間（2021年7月21日～2022年1月20日）

受益者のみなさまへ

平素は格別のご愛顧を賜り、厚く御礼申し上げます。
当作成対象期間の運用状況等についてご報告申し上げます。
今後とも一層のお引立てを賜りますよう、お願い申し上げます。

●当ファンドの仕組みは次の通りです。

商品分類	追加型投信／内外／資産複合／特殊型（絶対収益追求型）
信託期間	2016年10月21日以降、無期限とします。
運用方針	主として、世界各国（新興国を含みます。）の株式、債券、不動産投資信託、商品等を実質的な投資対象とし、デリバティブ取引、為替予約取引等を実質的な取引対象とすることにより、絶対収益の獲得を目指して運用を行なう投資信託証券（投資信託の受益証券（投資法人の投資証券を含みます。）。以下同じ。）に投資し、信託財産の成長を目標に運用を行なうことを基本とします。外貨建ての投資信託証券に投資する場合は、当該投資信託証券に対して対円での為替ヘッジを行なうことを基本とします。
主な投資対象	主として有価証券に投資する投資信託証券を主要投資対象とします。なお、コマーシャル・ペーパー等の短期有価証券ならびに短期金融商品等に直接投資する場合があります。
主な投資制限	投資信託証券への投資割合には制限を設けません。 外貨建資産への投資割合には制限を設けません。
分配方針	毎決算時に、原則として経費控除後の繰越分を含めた利子・配当等収益と売買益（評価益を含みます。）等から、基準価額水準等を勘案して分配します。留保益の運用については、特に制限を設けず、元本部分と同一の運用を行ないます。

野村アセットマネジメント

東京都江東区豊洲二丁目2番1号



サポートダイヤル 0120-753104

〈受付時間〉 営業日の午前9時～午後5時



ホームページ <http://www.nomura-am.co.jp/>

○最近5期の運用実績

決算期	基準 (分配落)	価額		債 組 入 比 率	債 先 物 比 率	投 資 信 託 組 入 比 率	純 資 産 額
		税 分 込 配 金	騰 落 率				
	円	円	%	%	%	%	百万円
6期(2020年1月20日)	9,288	0	△0.1	0.0	—	99.2	36,344
7期(2020年7月20日)	9,242	0	△0.5	0.0	—	99.2	28,575
8期(2021年1月20日)	9,105	0	△1.5	0.0	—	99.1	27,223
9期(2021年7月20日)	9,168	0	0.7	0.0	—	99.1	28,801
10期(2022年1月20日)	9,101	0	△0.7	0.0	—	98.8	29,668

*当ファンドはマザーファンドを組み入れますので、「債券組入比率」、「債券先物比率」は実質比率を記載しております。

*債券先物比率は買い建て比率－売り建て比率。

*当ファンドでは、値動きを表す適切な指数が存在しないため、ベンチマーク等はありません。

○当期中の基準価額と市況等の推移

年 月 日	基 準	価 額		債 組 入 比 率	債 先 物 比 率	投 資 信 託 組 入 比 率
		騰 落 率	騰 落 率			
(期首)	円	%	%	%	%	%
2021年7月20日	9,168	—	0.0	—	—	99.1
7月末	9,196	0.3	0.0	—	—	99.0
8月末	9,165	△0.0	0.0	—	—	99.0
9月末	9,108	△0.7	0.0	—	—	98.8
10月末	9,103	△0.7	0.0	—	—	98.8
11月末	9,277	1.2	0.0	—	—	98.7
12月末	9,366	2.2	0.0	—	—	98.8
(期末)						
2022年1月20日	9,101	△0.7	0.0	—	—	98.8

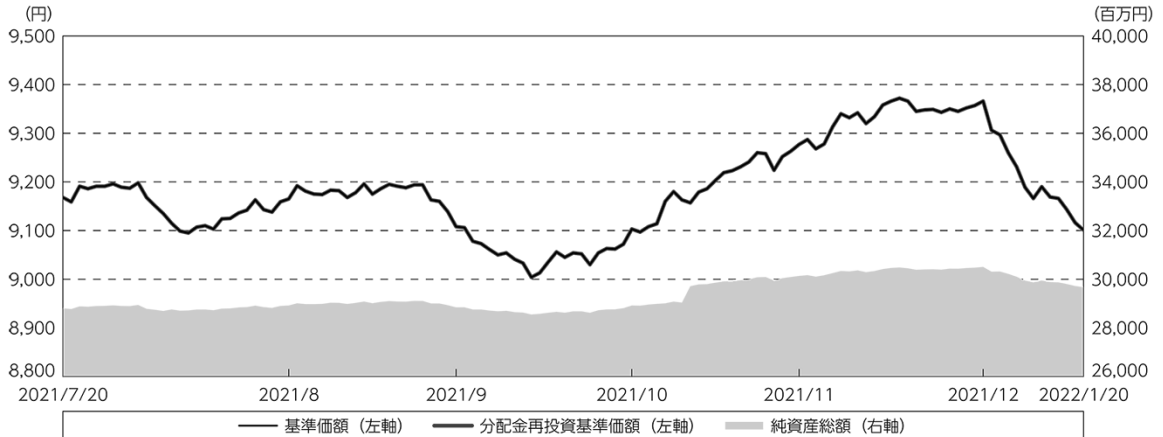
*騰落率は期首比です。

*当ファンドはマザーファンドを組み入れますので、「債券組入比率」、「債券先物比率」は実質比率を記載しております。

*債券先物比率は買い建て比率－売り建て比率。

◎運用経過

○期中の基準価額等の推移



期首：9,168円

期末：9,101円 (既払分配金(税込み)：0円)

騰落率：△ 0.7% (分配金再投資ベース)

- (注) 分配金再投資基準価額は、分配金(税込み)を分配時に再投資したものとみなして計算したもので、ファンド運用の実質的なパフォーマンスを示すものです。作成期首(2021年7月20日)の値が基準価額と同一となるように指数化しております。
- (注) 分配金を再投資するかどうかについてはお客様がご利用のコースにより異なります。また、ファンドの購入価額により課税条件も異なります。したがって、個々のお客様の損益の状況を示すものではありません。
- (注) 上記騰落率は、小数点以下第2位を四捨五入して表示しております。

○基準価額の変動要因

基準価額は、期首9,168円から期末9,101円となりました。

(下落要因)

「ノムラスマートプレミアムF」が値下がりましたこと。

○投資環境

<世界株式市場>

欧米を中心とした先進国株式市場は、エネルギー価格の高騰によるインフレ圧力などが警戒されたことや、新型コロナウイルスのオミクロン株への警戒感、主要中央銀行による金融政策正常化の動きなどから下落した場面がありましたが、米欧企業の市場予想を上回る2021年7-9月期決算が続いたことや、米国年末商戦の売上高が予想に反して良好さを示したこと、FDA（米食品医薬品局）が新型コロナウイルスの飲み薬の緊急使用を承認したことなどから、当作成期においては値上がりとなりました。

<世界債券市場>

米国債券は、FOMC（米連邦公開市場委員会）でテーパリング（量的金融緩和の縮小）開始時期について2021年の年内が適切との見方を示したことや、米金融政策の正常化が進むとの見方、オミクロン株への過度な警戒感が後退したことなどを背景に、当作成期において、値下がりとなりました。欧州債券も、主要中央銀行による金融政策正常化の動きや、オミクロン株への過度な警戒感が後退したことなどを背景に下落基調で推移し、当作成期において、値下がりとなりました。

<為替市場>

米国において、堅調な米経済指標や、米金融政策の正常化が意識され、米長期金利が上昇基調を強めたこと、商品価格が上昇したことなどを背景に、当作成期中においては、米ドルは円に対して上昇しました。欧州において、ECB（欧州中央銀行）による金融緩和の縮小観測が台頭したことから、ユーロは円に対して上昇した場面があった一方、新型コロナウイルスの感染再拡大を受け、経済回復への不透明感が高まったことなどから下落し、当作成期中においては、ユーロは円に対してほぼ横ばいとなりました。

○当ファンドのポートフォリオ

世界各国（新興国を含みます。）の株式、債券、不動産投資信託（REIT）※、商品等を実質的な投資対象とし、デリバティブ取引、為替予約取引等を実質的な取引対象とすることにより、絶対収益の獲得を目指して運用を行なう投資信託証券を主要投資対象とし、信託財産の成長を目標に運用を行ないました。

※世界の金融商品取引所に上場（これに準ずるものを含みます。）されている不動産投資信託証券（一般社団法人投資信託協会規則に定める不動産投資信託証券をいいます。）とします。なお、国によっては、「不動産投資信託証券」について、「REIT」という表記を用いていない場合もありますが、ファンドにおいては、こうした場合も含め、全て「REIT」といいます。

・投資信託証券組入比率

投資方針に基づいて、当作成期を通じて高位の組入れを維持しました。

・指定投資信託証券の見直し

当作成期間において、指定投資信託証券（投資対象ファンド）の見直しを実施し、『グローバル・アセット・モデル・ファンドF』を除外し、『ノルデア1ー アルファ15・エムエー・ファンド HBI-JPYクラス（円ヘッジ）』を新たに組み入れました。

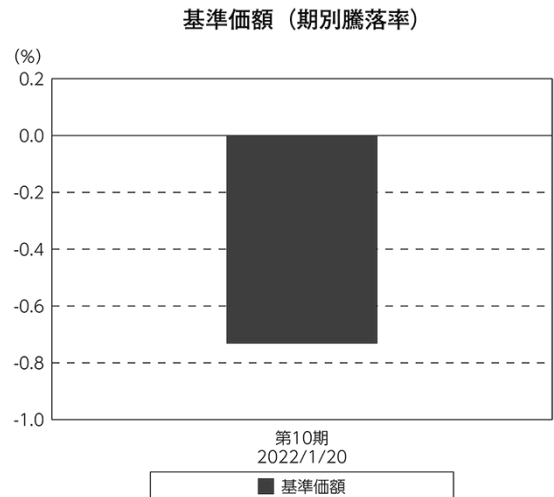
・指定投資信託証券の組入れ比率推移

ファンド名	期首	7月末	8月末	9月末	10月末	11月末	12月末	期末
ノムラスマートプレミアムF	20.0%	20.1%	20.0%	19.3%	17.4%	17.3%	17.0%	17.0%
スパークス・日本株・双剣ファンドF	14.7%	14.7%	14.5%	15.0%	15.2%	14.9%	14.9%	14.6%
LM・カレンシー・アルファ・ファンドF	24.7%	24.7%	24.6%	24.6%	19.2%	20.0%	19.6%	20.4%
ブラックロック・ストラテジック・ファンズ ブラックロック・アメリカズ・ダイバーシファイド・エクイティ・アブソルート・リターン・ファンド クラスI2 円ヘッジ	14.9%	14.8%	14.9%	15.0%	15.0%	14.6%	14.9%	15.1%
ピクテTR-アトラスHI-JPYクラス (円建て円ヘッジ)	24.1%	24.0%	24.2%	24.2%	19.9%	19.2%	19.3%	19.6%
ノルデア1- アルファ15・エムエー・ファンド HBI-JPYクラス (円ヘッジ)	—	—	—	—	12.1%	12.6%	13.1%	12.1%
野村マネー マザーファンド	0.0%	0.0%	0.0%	0.0%	0.0%	0.0%	0.0%	0.0%
グローバル・アセット・モデル・ファンドF	0.7%	0.7%	0.7%	0.7%	—	—	—	—

○当ファンドのベンチマークとの差異

当ファンドでは、値動きを表す適切な指数が存在しないため、ベンチマーク等はありません。

グラフは、期中の当ファンドの期別基準価額騰落率です。



(注) 基準価額の騰落率は分配金込みです。

◎分配金

収益分配金については、基準価額水準等を勘案して決定しました。
留保益の運用については、特に制限を設けず、元本部分と同一の運用を行いません。

○分配原資の内訳

(単位：円、1万口当たり・税込み)

項 目	第10期
	2021年7月21日～ 2022年1月20日
当期分配金	—
(対基準価額比率)	—%
当期の収益	—
当期の収益以外	—
翌期繰越分配対象額	73

(注) 対基準価額比率は当期分配金(税込み)の期末基準価額(分配金込み)に対する比率であり、ファンドの収益率とは異なります。

(注) 当期の収益、当期の収益以外は小数点以下切捨てで算出しているため合計が当期分配金と一致しない場合があります。

◎今後の運用方針

以下のように、定性的に高く評価したファンドを中心に、リスク分散を考慮して投資することで、多くの運用者の資産運用スキルを効率よく活用することを目指します。

- 1) 各投資対象ファンドについて「ファンドの運用目標を中長期的に安定して達成する可能性」を定性的に評価します。
- 2) 各投資対象ファンドの「リスク特性」^(注)を定量的に分析します。
- 3) 定性的に高く評価したファンドを中心に、「リスク特性」の状況などにも配慮しつつ、組入ファンドの投資比率の調整を行いません。

(注) ここでいう「リスク特性」とは、資産配分など各ファンドの値動きに影響を与える特徴的な要因をいいます。

引き続きご愛顧賜りますよう、よろしくお願い申し上げます。

※店頭デリバティブ取引に関する国際的な規制強化について

店頭デリバティブ取引等の金融取引に関して、国際的に規制の強化が行なわれており、ファンドが実質的に活用する当該金融取引が当該規制強化等の影響を受け、当該金融取引を行なうための担保として現金等を提供する必要がある場合があります。その場合、追加的に現金等を保有するため、ファンドの実質的な主要投資対象の組入比率が下がり、高位に組入れた場合に期待される投資効果が得られないことが想定されます。また、その結果として、実質的な主要投資対象を高位に組入れた場合と比べてファンドのパフォーマンスが悪化する場合があります。

○ 1 万口当たりの費用明細

(2021年7月21日～2022年1月20日)

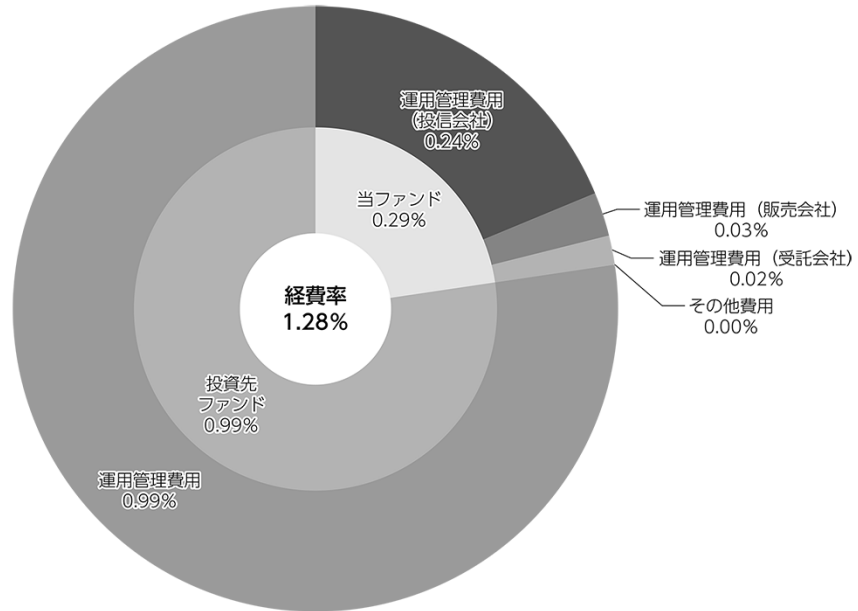
項 目	当 期		項 目 の 概 要
	金 額	比 率	
(a) 信 託 報 酬	円 14	% 0.150	(a)信託報酬＝期中の平均基準価額×信託報酬率
(投 信 会 社)	(11)	(0.122)	ファンドの運用とそれに伴う調査、受託会社への指図、法定書面等の作成、基準価額の算出等
(販 売 会 社)	(2)	(0.017)	購入後の情報提供、運用報告書等各種書類の送付、口座内でのファンドの管理および事務手続き等
(受 託 会 社)	(1)	(0.011)	ファンドの財産の保管・管理、委託会社からの指図の実行等
(b) そ の 他 費 用	0	0.002	(b)その他費用＝期中のその他費用÷期中の平均受益権口数
(監 査 費 用)	(0)	(0.002)	監査費用は、監査法人等に支払うファンドの監査に係る費用
合 計	14	0.152	
期中の平均基準価額は、9,202円です。			

- * 期中の費用（消費税等のかかるものは消費税等を含む）は、追加・解約により受益権口数に変動があるため、簡便法により算出した結果です。
* 各金額は項目ごとに円未満は四捨五入してあります。
* その他費用は、このファンドが組み入れているマザーファンドが支払った金額のうち、当ファンドに対応するものを含みません。
* 各項目の費用は、このファンドが組み入れている投資信託証券（マザーファンドを除く。）が支払った費用を含みません。
* 各比率は1万口当たりのそれぞれの費用金額（円未満の端数を含む）を期中の平均基準価額で除して100を乗じたもので、項目ごとに小数第3位未満は四捨五入してあります。

(参考情報)

○経費率（投資先ファンドの運用管理費用以外の費用を除く。）

当期中の運用・管理にかかった費用の総額（原則として、募集手数料、売買委託手数料及び有価証券取引税を除く。）を期中の平均受益権口数に期中の平均基準価額（1口当たり）を乗じた数で除した経費率（年率）は1.28%です。



(単位: %)

経費率(①+②)	1.28
①当ファンドの費用の比率	0.29
②投資先ファンドの運用管理費用の比率	0.99

(注) 当ファンドの費用は1万口当たりの費用明細において用いた簡便法により算出したものです。

(注) 各費用は、原則として、募集手数料、売買委託手数料及び有価証券取引税を含みません。

(注) 各比率は、年率換算した値です。

(注) 投資先ファンドとは、当ファンドが組入れている投資信託証券（マザーファンドを除く。）です。

(注) 当ファンドの費用は、マザーファンドが支払った費用を含み、投資先ファンドが支払った費用を含みません。

(注) 当ファンドの費用と投資先ファンドの費用は、計上された期間が異なる場合があります。

(注) 投資先ファンドには運用管理費用以外の費用がある場合がありますが、上記には含まれておりません。

(注) 上記の前提条件で算出したものです。このため、これらの値はあくまでも参考であり、実際に発生した費用の比率とは異なります。

○売買及び取引の状況

(2021年7月21日～2022年1月20日)

投資信託証券

銘柄		買付		売付	
		口数	金額	口数	金額
国内	グローバル・アセット・モデル・ファンドF	口 —	千円 —	口 15,838	千円 195,504
	ノムラスマートプレミアムF	19,474	220,873	54,079	606,635
	LM・カレンシー・アルファ・ファンドF	47,818	492,585	142,104	1,467,934
	スパークス・日本株・双剣ファンドF	16,522	161,444	—	—
	ブラックロック・ストラテジック・ファンズ ブラックロック・アメリカズ・ダイバーシファイド・ エリート・アポルト・リターン・ファンドクラスB円ヘッジ	9,071	89,853	5,000	49,142
	ノルデア1-アルファ15・エムエー・ファンド HBI-JPYクラス (円ヘッジ)	292,855	3,676,997	13,974	187,688
	ビクテTR-アトラスHI-JPYクラス (円建て円ヘッジ)	15,434	192,321	108,950	1,351,633
合 計	401,174	4,834,078	339,945	3,858,538	

*金額は受け渡し代金。

*金額の単位未満は切り捨て。

*銘柄コード等の変更があった銘柄は、別銘柄として掲載しております。

○利害関係人との取引状況等

(2021年7月21日～2022年1月20日)

利害関係人との取引状況

<野村ファンドラップオルタナティブプレミア>

区分	買付額等 A	うち利害関係人 との取引状況B	$\frac{B}{A}$	売付額等 C	うち利害関係人 との取引状況D	$\frac{D}{C}$
投資信託証券	百万円 4,834	百万円 874	% 18.1	百万円 3,858	百万円 2,270	% 58.8

<野村マネー マザーファンド>

該当事項はございません。

利害関係人とは、投資信託及び投資法人に関する法律第11条第1項に規定される利害関係人であり、当ファンドに係る利害関係人とは野村信託銀行です。

○組入資産の明細

(2022年1月20日現在)

ファンド・オブ・ファンズが組入れた邦貨建ファンドの明細

銘	柄	期首(前期末)	当 期 末		
		口 数	口 数	評 価 額	比 率
		口	口	千円	%
グローバル・アセット・モデル・ファンドF		15,838	—	—	—
ノムラスマートプレミアムF		494,069	459,464	5,037,103	17.0
LM・カレンシー・アルファ・ファンドF		680,995	586,709	6,063,050	20.4
スパークス・日本株・双剣ファンドF		427,930	444,452	4,327,184	14.6
ブラックロック・ストラテジック・ファンズ ブラックロック・アメリカズ・ダイバーシファイド・ エクイティ・アプルーブド・リターン・ファンドクラスI2 円ヘッジ		437,930	442,001	4,494,624	15.1
ノルデア1 - アルファ15・エムエー・ファンド HBI-JPYクラス (円ヘッジ)		—	278,881	3,593,320	12.1
ピクテTR-アトラスHI-JPYクラス (円建て円ヘッジ)		560,599	467,083	5,810,979	19.6
合 計		2,617,361	2,678,590	29,326,263	98.8

*比率は、純資産総額に対する評価額の比率。

*評価額の単位未満は切り捨て。

*銘柄コード等の変更があった銘柄は、別銘柄として掲載しております。

親投資信託残高

銘	柄	期首(前期末)	当 期 末	
		口 数	口 数	評 価 額
		千口	千口	千円
野村マネー マザーファンド		9	9	9

*口数・評価額の単位未満は切り捨て。

○投資信託財産の構成

(2022年1月20日現在)

項 目	当 期 末	
	評 価 額	比 率
	千円	%
投資信託受益証券	29,326,263	98.7
野村マネー マザーファンド	9	0.0
コール・ローン等、その他	400,244	1.3
投資信託財産総額	29,726,516	100.0

*金額の単位未満は切り捨て。

○資産、負債、元本及び基準価額の状況 (2022年1月20日現在)

項 目	当 期 末
	円
(A) 資産	29,726,516,467
コール・ローン等	400,243,046
投資信託受益証券(評価額)	29,326,263,432
野村マネー マザーファンド(評価額)	9,989
(B) 負債	57,665,748
未払解約金	13,216,142
未払信託報酬	43,960,962
未払利息	252
その他未払費用	488,392
(C) 純資産総額(A-B)	29,668,850,719
元本	32,600,172,950
次期繰越損益金	△ 2,931,322,231
(D) 受益権総口数	32,600,172,950口
1万口当たり基準価額(C/D)	9.101円

(注) 期首元本額は31,414,952,970円、期中追加設定元本額は3,268,924,809円、期中一部解約元本額は2,083,704,829円、1口当たり純資産額は0.9101円です。

○損益の状況 (2021年7月21日～2022年1月20日)

項 目	当 期
	円
(A) 配当等収益	△ 55,592
支払利息	△ 55,592
(B) 有価証券売買損益	△ 180,172,138
売買益	302,819,685
売買損	△ 482,991,823
(C) 信託報酬等	△ 44,449,354
(D) 当期損益金(A+B+C)	△ 224,677,084
(E) 前期繰越損益金	△ 544,657,416
(F) 追加信託差損益金	△2,161,987,731
(配当等相当額)	(199,868,350)
(売買損益相当額)	(△2,361,856,081)
(G) 計(D+E+F)	△2,931,322,231
(H) 収益分配金	0
次期繰越損益金(G+H)	△2,931,322,231
追加信託差損益金	△2,161,987,731
(配当等相当額)	(199,868,350)
(売買損益相当額)	(△2,361,856,081)
分配準備積立金	38,667,413
繰越損益金	△ 808,001,913

*損益の状況の中で(B)有価証券売買損益は期末の評価換えによるものを含みます。

*損益の状況の中で(C)信託報酬等には信託報酬に対する消費税等相当額を含めて表示しています。

*損益の状況の中で(F)追加信託差損益金とあるのは、信託の追加設定の際、追加設定をした価額から元本を差し引いた差額分をいいます。

(注) 分配金の計算過程(2021年7月21日～2022年1月20日)は以下の通りです。

項 目	当 期
	2021年7月21日～ 2022年1月20日
a. 配当等収益(経費控除後)	0円
b. 有価証券売買等損益(経費控除後・繰越欠損金補填後)	0円
c. 信託約款に定める収益調整金	199,868,350円
d. 信託約款に定める分配準備積立金	38,667,413円
e. 分配対象収益(a+b+c+d)	238,535,763円
f. 分配対象収益(1万口当たり)	73円
g. 分配金	0円
h. 分配金(1万口当たり)	0円

○分配金のお知らせ

1万口当たり分配金（税込み）	0円
----------------	----

※分配落ち後の基準価額が個別元本と同額または上回る場合、分配金は全額普通分配金となります。

※分配前の基準価額が個別元本を上回り、分配後の基準価額が個別元本を下回る場合、分配金は個別元本を上回る部分が普通分配金、下回る部分が元本払戻金（特別分配金）となります。

※分配前の基準価額が個別元本と同額または下回る場合、分配金は全額元本払戻金（特別分配金）となります。

○お知らせ

該当事項はございません。

ノムラスマートプレミアムF（適格機関投資家専用）

第5期(2020年12月15日～2021年12月13日)

○当ファンドの仕組み

商品分類	—	
信託期間	2016年9月29日以降、無期限とします。	
運用方針	ノムラスマートプレミアムマザーファンド（以下「マザーファンド」といいます。）受益証券への投資を通じて、内外の公社債、短期有価証券および上場投資信託証券を実質的な主要投資対象とし、世界各国の株価指数先物取引、債券先物取引等の有価証券先物取引等および為替予約取引等を実質的な主要取引対象とし、信託財産の成長を目標に積極的な運用を行なうことを基本とします。	
主な投資対象	ノムラスマートプレミアムF	マザーファンド受益証券を主要投資対象とします。なお、短期有価証券等に直接投資する場合があります。
	マザーファンド	内外の公社債、短期有価証券および上場投資信託証券を主要投資対象とし、世界各国の株価指数先物取引、債券先物取引等の有価証券先物取引等および為替予約取引等を主要取引対象とします。
主な投資制限	ノムラスマートプレミアムF	株式への実質投資割合には制限を設けません。外貨建資産への実質投資割合には制限を設けません。
	マザーファンド	株式への投資割合には制限を設けません。外貨建資産への投資割合には制限を設けません。
分配方針	運用による収益は、期中に分配を行わず、信託終了時まで信託財産内に留保し、運用の基本方針に基づいて運用します。	

○設定以来の運用実績

決算期	基準価額	期騰落率	株式	株式	債券	債券	投資信託	純資産額
			組入比率	先物比率	組入比率	先物比率	証券組入比率	
(設定日)	円	%	%	%	%	%	%	百万円
2016年9月29日	10,000	—	—	—	—	—	—	0.1
1期(2017年12月13日)	9,381	△ 6.2	—	△ 1.2	53.5	110.5	24.9	9,895
2期(2018年12月13日)	9,038	△ 3.7	—	△ 12.6	52.0	224.9	23.8	7,582
3期(2019年12月13日)	10,606	17.3	—	26.1	44.7	176.8	23.1	7,843
4期(2020年12月14日)	11,648	9.8	—	10.7	35.3	46.2	24.5	6,126
5期(2021年12月13日)	11,668	0.2	—	△ 4.5	28.3	47.5	20.2	6,340

*当ファンドはマザーファンドを組み入れますので、「株式組入比率」、「株式先物比率」、「債券組入比率」、「債券先物比率」、「投資信託証券組入比率」は実質比率を記載しております。

*株式先物比率、債券先物比率は買い建て比率－売り建て比率。

*当ファンドは、絶対収益を目標としているため、ベンチマーク等はありません。

○当期中の基準価額と市況等の推移

年 月 日	基 準 価 額		株 組 入 比 率	株 先 物 比 率	債 組 入 比 率	債 先 物 比 率	投 資 信 託 組 入 比 率
	円	騰 落 率					
(期 首) 2020年12月14日	11,648	—	—	10.7	35.3	46.2	24.5
12月末	11,668	0.2	—	9.7	21.4	92.8	23.8
2021年1月末	11,614	△0.3	—	17.1	21.1	6.6	26.9
2月末	11,371	△2.4	—	17.2	23.9	61.9	28.2
3月末	11,382	△2.3	—	1.1	24.6	40.3	26.1
4月末	11,358	△2.5	—	1.6	26.4	90.3	28.2
5月末	11,380	△2.3	—	0.3	25.9	77.0	27.6
6月末	11,425	△1.9	—	2.9	27.6	126.7	28.0
7月末	11,745	0.8	—	△ 5.6	26.9	99.5	26.1
8月末	11,759	1.0	—	△11.7	26.8	17.6	27.8
9月末	11,256	△3.4	—	△12.4	28.9	△ 27.2	29.8
10月末	11,401	△2.1	—	△14.9	30.2	△ 74.8	27.1
11月末	11,633	△0.1	—	△10.1	28.7	32.4	21.3
(期 末) 2021年12月13日	11,668	0.2	—	△ 4.5	28.3	47.5	20.2

*騰落率は期首比です。

*当ファンドはマザーファンドを組み入れますので、「株式組入比率」、「株式先物比率」、「債券組入比率」、「債券先物比率」、「投資信託証券組入比率」は実質比率を記載しております。

*株式先物比率、債券先物比率は買い建て比率－売り建て比率。

○当期中の運用経過と今後の運用方針

【基準価額の推移】

当作成期首より、世界的な金利の上昇（債券価格の下落）を背景に、基準価額は下落しました。その後、2021年4月以降は再び長期金利が低下に転じたことや、米国において長短金利差が縮小したこと、また11月には株価の下落が生じたことを背景に基準価額が上昇して期末を迎えました。

主に、株式投資とオルタナティブ資産への投資効果がプラスとなり、基準価額を押し上げました。株式投資においては、当作成期首から2021年7月中旬まで平均10%弱の買い持ちとしたことがプラス効果となりました。7月中旬以降から当作成期末にかけては、株式を平均10%弱の売り持ちとしたものの、株式市場が上昇基調で推移したことで投資効果はマイナスとなり、7月中旬までのプラス効果を若干削る形となりました。地域配分・市場選択においては、4月から9月にかけてアジア地域を嗜好した投資やナスダック100指数を嗜好した投資がマイナスに影響しました。一方、10月以降はナスダック100指数を中心に北米地域を買い持ちとして、日本、欧州を売り持ちとした投資が奏功した結果、地域・市場選択はプラスとなりました。オルタナティブ資産では、投資比率こそ小さいながらも、国内外のリートに投資した効果がプラスとなりました。また、ETFを通じた商品投資の効果もプラスとなりました。

一方で、債券投資及び通貨投資はマイナスとなって基準価額を押し下げました。債券投資に関しては、当作成期首から期末にかけて、平均11年弱のデュレーション^(注)とした配分効果がマイナスとなったことや、北米や欧州に傾斜をかけた地域の配分効果がマイナスとなった結果、債券投資効果全体でもマイナスとなりました。通貨投資において、外貨比率を最大10%程度の売り持ちから最大7%程度の買い持ちとした配分効果はマイナスに影響した他、4月から6月にかけてユーロを売り持ちとしたことや8月から10月にかけて米国ドルを売り持ちとした外貨選択もマイナスに影響しました。

(注) デュレーションとは金利がある一定の割合で変動した場合、債券の価格がどの程度変化するかを示す指標です。この値が大きいほど金利変動に対する債券価格の変動率が大きくなります。

【運用経過】

主要投資対象である【ノムラスマートプレミアムマザーファンド】受益証券を、期を通じて概ね高位に組み入れました。

【ノムラスマートプレミアムマザーファンド】については、株式投資に関しては、当作成期首に12%程度の買い持ちとしていた投資比率を、当作成期末には2%程度の売り持ちとしました。期首以降、景気回復と金融緩和継続を追い風として株式市場は上昇基調を続けるとの想定のもとで投資比率を段階的に引き上げ、2月下旬には20%程度まで拡大しました。しかし、その後は、すでに実体経済の回復を織り込んだとみられる株式市場が、今後経済回復に伴う金利上昇の洗礼を受ける、もしくは経済回復の遅れに失望する、といったいずれかの可能性が低くはないという判断のもと、株式投資に対して抑制的な姿勢へと転じ、段階的に投資比率を引き下げました。さらに、7月中旬以降は、各国中央銀行が金融政策正常化に対して前向きな姿勢を示し始めたことから、これまで以上に金融市場における「経済成長期待」が高まる可能性は低下したと判断して、投資配分を買い持ちから売り持ちに転じました。当作成期末時点での投資比率は2.0%の売り持ちとしました。

債券投資に関して、当作成期首から4月にかけては、景気に対して強気な見通しであったことや、中央銀行当局者が今後金融政策正常化に向けたコミュニケーション戦略に着手する中で金融緩和期待の剥落が生じる可能性があることと判断したことなどから、抑制的な投資姿勢で臨みました。この判断を踏まえた結果、当該期間はデュレーションを5年から10年程度で推移させました。その後も、各国中央銀行が金融政策正常化に向けた動きを進めていくとの見通しは維持したものの、金融市場が景気回復モメンタムの純化に失望する可能性は低いと判断したことから、5月から8月にかけてデュレーションを段階的に長期化し、8月下旬には16年弱のデュレーションとしました。その後10月には、市場の変動にともないリスク抑制を意図して一時的にデュレーションを6年程度まで短期化させる局面があったものの、その後は再びデュレーションを長期化して、当作成期末には15年強となりました。

通貨投資に関しては上記のような見通しの下で、当作成期首に7.5%だった外貨の売り持ちを、当作成期末時点では3.4%の外貨の買い持ちとするなど、当作成期中においては機動的な配分変更を行ないました。

【今後の運用方針】

主要投資対象である【ノムラスマートプレミアムマザーファンド】受益証券の組み入れを高位に維持することによって、基準価額の向上に努めます。

【ノムラスマートプレミアムマザーファンド】は、世界の様々な指標の動きを分析する計量的なアプローチに、定性的な判断を加え、リスク水準^(注)を考慮しつつ、リターンを追求するポートフォリオを構築することを基本とします。なお、ポートフォリオについては市場見直しに対応して適宜見直しを行ないます。

(注) リスク水準とは、推定されるポートフォリオの変動の大きさのことです。ファンドでは推定される基準価額の「振れ幅」（上下変動の程度）を表しています。

○ 1口当たりの費用明細

(2020年12月15日～2021年12月13日)

項 目	当 期		項 目 の 概 要
	金 額	比 率	
(a) 信託報酬（基本報酬）	円 107	% 0.932	(a)信託報酬（基本報酬）＝期中の平均基準価額×信託報酬率
（投 信 会 社）	(101)	(0.878)	ファンドの運用とそれに伴う調査、受託会社への指図、法定書面等の作成、基準価額の算出等
（販 売 会 社）	(3)	(0.022)	口座内でのファンドの管理および事務手続き等
（受 託 会 社）	(4)	(0.033)	ファンドの財産の保管・管理、委託会社からの指図の実行等
(b) 信託報酬（成功報酬）	51	0.440	(b)信託報酬（成功報酬）は、基本報酬額に加えて、委託会社が受領するハイ・ウォーターマーク方式による成功報酬額で、一定時点毎の基準価額が過去の一定時点における最高値を更新している場合に受領する仕組みになっています。
(c) 売買委託手数料	14	0.120	(c)売買委託手数料＝期中の売買委託手数料÷期中の平均受益権口数 ※売買委託手数料は、有価証券等の売買の際、売買仲介人に支払う手数料
（投資信託証券）	(2)	(0.018)	
（先物・オプション）	(12)	(0.102)	
(d) 有価証券取引税	0	0.000	(d)有価証券取引税＝期中の有価証券取引税÷期中の平均受益権口数 ※有価証券取引税は、有価証券の取引の都度発生する取引に関する税金
（投資信託証券）	(0)	(0.000)	
(e) その他費用	4	0.034	(e)その他費用＝期中のその他費用÷期中の平均受益権口数
（保管費用）	(1)	(0.006)	保管費用は、海外における保管銀行等に支払う有価証券等の保管及び資金の送金・資産の移転等に要する費用
（監査費用）	(0)	(0.003)	監査費用は、監査法人等に支払うファンドの監査に係る費用
（その他）	(3)	(0.026)	信託事務の処理に要するその他の諸費用
合 計	176	1.526	
期中の平均基準価額は、11,499円です。			

* 期中の費用（消費税等のかかるものは消費税等を含む）は、追加・解約により受益権口数に変動があるため、簡便法により算出した結果です。

* 各金額は項目ごとに円未満は四捨五入してあります。

* 売買委託手数料、有価証券取引税およびその他費用は、このファンドが組み入れているマザーファンドが支払った金額のうち、当ファンドに対応するものを含みます。

* 各比率は1口当たりのそれぞれの費用金額（円未満の端数を含む）を期中の平均基準価額で除して100を乗じたもので、項目ごとに小数第3位未満は四捨五入してあります。

○売買及び取引の状況

(2020年12月15日～2021年12月13日)

親投資信託受益証券の設定、解約状況

銘柄	設定		解約	
	口数	金額	口数	金額
ノムラスマートプレミアムマザーファンド	千口 1,091,562	千円 2,132,000	千口 1,022,521	千円 1,962,300

*単位未満は切り捨て。

○利害関係人との取引状況等

(2020年12月15日～2021年12月13日)

利害関係人との取引状況

<ノムラスマートプレミアムF（適格機関投資家専用）>

該当事項はございません。

<ノムラスマートプレミアムマザーファンド>

区分	買付額等 A			売付額等 C		
	うち利害関係人 との取引状況B	$\frac{B}{A}$	%	うち利害関係人 との取引状況D	$\frac{D}{C}$	%
株式先物取引	百万円 69,051	百万円 4,786	6.9	百万円 72,062	百万円 5,201	7.2
債券先物取引	338,612	17,437	5.1	338,128	17,448	5.2

平均保有割合 36.5%

※平均保有割合とは、マザーファンドの残存口数の合計に対する当該子ファンドのマザーファンド所有口数の割合。

売買委託手数料総額に対する利害関係人への支払比率

項目	当	期
売買委託手数料総額 (A)		8,030千円
うち利害関係人への支払額 (B)		171千円
(B) / (A)		2.1%

*売買委託手数料総額は、このファンドが組み入れているマザーファンドが支払った金額のうち、当ファンドに対応するものです。

利害関係人とは、投資信託及び投資法人に関する法律第11条第1項に規定される利害関係人であり、当ファンドに係る利害関係人とは野村證券株式会社です。

○組入資産の明細

(2021年12月13日現在)

親投資信託残高

銘 柄	期首(前期末)	当 期 末	
	口 数	口 数	評 価 額
ノムラスマートプレミアムマザーファンド	千口 3, 116, 953	千口 3, 185, 995	千円 6, 328, 661

*口数・評価額の単位未満は切り捨て。

親投資信託における組入資産の明細につきましては、後述の親投資信託の「運用報告書」をご参照ください。

○投資信託財産の構成

(2021年12月13日現在)

項 目	当 期 末	比 率
	評 価 額	
ノムラスマートプレミアムマザーファンド	千円 6, 328, 661	% 99.0
コール・ローン等、その他	65, 280	1.0
投資信託財産総額	6, 393, 941	100.0

*金額の単位未満は切り捨て。

*ノムラスマートプレミアムマザーファンドにおいて、当期末における外貨建純資産（10,790,819千円）の投資信託財産総額（18,585,412千円）に対する比率は58.1%です。

*外貨建資産は、期末の時価をわが国の対顧客電信売相場の仲値により邦貨換算したものです。1米ドル=113.56円、1カナダドル=89.28円、1英ポンド=150.55円、1スイスフラン=123.22円、1スウェーデンクローナ=12.53円、1ノルウェークローネ=12.69円、1ユーロ=128.41円、1ズロチ=27.7985円、1香港ドル=14.56円、1シンガポールドル=83.29円、1豪ドル=81.39円、1メキシコペソ=5.4397円。

○資産、負債、元本及び基準価額の状況（2021年12月13日現在）

項 目	当 期 末
	円
(A) 資産	6,393,941,675
コール・ローン等	65,080,278
ノムラスマートプレミアムマザーファンド(評価額)	6,328,661,397
未収入金	200,000
(B) 負債	53,130,584
未払信託報酬	53,021,612
未払利息	17
その他未払費用	108,955
(C) 純資産総額(A-B)	6,340,811,091
元本	5,434,180,000
次期繰越損益金	906,631,091
(D) 受益権総口数	543,418口
1口当たり基準価額(C/D)	11,668円

(注) 期首元本額は5,260,200,000円、期中追加設定元本額は1,851,810,000円、期中一部解約元本額は1,677,830,000円、1口当たり純資産額は11,668円です。

○損益の状況（2020年12月15日～2021年12月13日）

項 目	当 期
	円
(A) 配当等収益	△ 8,435
支払利息	△ 8,435
(B) 有価証券売買損益	111,325,698
売買益	139,952,588
売買損	△ 28,626,890
(C) 信託報酬等	△ 91,780,420
(D) 当期損益金(A+B+C)	19,536,843
(E) 前期繰越損益金	676,506,358
(F) 追加信託差損益金	210,587,890
(配当等相当額)	(364,994,015)
(売買損益相当額)	(△154,406,125)
(G) 計(D+E+F)	906,631,091
次期繰越損益金(G)	906,631,091
追加信託差損益金	210,587,890
(配当等相当額)	(364,994,015)
(売買損益相当額)	(△154,406,125)
分配準備積立金	696,051,636
繰越損益金	△ 8,435

* 損益の状況の中で(B)有価証券売買損益は期末の評価換えによるものを含みます。

* 損益の状況の中で(C)信託報酬等には信託報酬に対する消費税等相当額を含めて表示しています。

* 損益の状況の中で(F)追加信託差損益金とあるのは、信託の追加設定の際、追加設定をした価額から元本を差し引いた差額分をいいます。

○お知らせ

該当事項はございません。

ノムラスマートプレミアムマザーファンド

運用報告書

第9期（決算日2021年12月13日）

作成対象期間（2020年12月15日～2021年12月13日）

受益者のみなさまへ

平素は格別のご愛顧を賜り、厚く御礼申し上げます。
当作成対象期間の運用状況等についてご報告申し上げます。
今後とも一層のお引立てを賜りますよう、お願い申し上げます。

●当ファンドの仕組みは次の通りです。

運用方針	内外の公社債、短期有価証券および上場投資信託証券を主要投資対象とし、世界各国の株価指数先物取引、債券先物取引等の有価証券先物取引等および為替予約取引等を主要取引対象とし、信託財産の成長を目標に積極的な運用を行なうことを基本とします。運用にあたっては、世界の様々な指標の動きを計量的なアプローチを用いて分析し、定性的な判断を加え、リスク水準（推定されるポートフォリオの変動の大きさのこと）を考慮しつつ、リターンを追求するポートフォリオを構築することを基本とします。なお、ポートフォリオについては適宜見直しを行ないます。 有価証券先物取引等および為替予約取引等の活用ならびに上場投資信託証券への投資にあたっては、世界各国の株式・債券・不動産投資信託（REIT）・商品・通貨等を対象とし、複数のロング・ポジションとショート・ポジションを組み合わせて運用します。なお、ショート・ポジションは有価証券先物取引等および為替予約取引等の活用によるものとします。 有価証券先物取引等の買い建ておよび上場投資信託証券への投資によるロング・ポジション、有価証券先物取引等の売り建てによるショート・ポジションの比率には特段の制限は設けませんが、ファンド全体のリスク水準が適正となるよう調整します。為替予約取引等の使用については、外貨建資産の為替変動リスクを回避する目的（ヘッジ目的。代替ヘッジを含みます。）のほか、効率的に収益を追求する目的（ヘッジ目的外）で活用します。なお、為替の買予約の合計額と売予約の合計額との差額につき円換算した額は信託財産の純資産総額の100%以内とします。資金動向、市況動向等によっては、このような運用ができない場合があります。
主な投資対象	内外の公社債、短期有価証券および上場投資信託証券を主要投資対象とし、世界各国の株価指数先物取引、債券先物取引等の有価証券先物取引等および為替予約取引等を主要取引対象とします。
主な投資制限	株式への投資割合には制限を設けません。 外貨建資産への投資割合には制限を設けません。

野村アセットマネジメント

東京都江東区豊洲二丁目2番1号

<http://www.nomura-am.co.jp/>

○最近5期の運用実績

決算期	基準価額	騰落率	株式組入比率	株式先物比率	債券組入比率	債券先物比率	投資信託組入比率	純資産額
	円	%	%	%	%	%	%	百万円
5期(2017年12月13日)	14,719	1.7	—	△ 1.2	53.6	110.7	24.9	19,116
6期(2018年12月13日)	14,315	△ 2.7	—	△ 12.6	52.1	225.3	23.8	15,779
7期(2019年12月13日)	17,492	22.2	—	26.1	44.8	177.1	23.2	17,677
8期(2020年12月14日)	19,566	11.9	—	10.7	35.5	46.4	24.6	17,662
9期(2021年12月13日)	19,864	1.5	—	△ 4.5	28.4	47.6	20.2	18,325

*株式先物比率、債券先物比率は買い建て比率－売り建て比率。

*当ファンドは、絶対収益を目標としているため、ベンチマーク等はありません。

○当期中の基準価額と市況等の推移

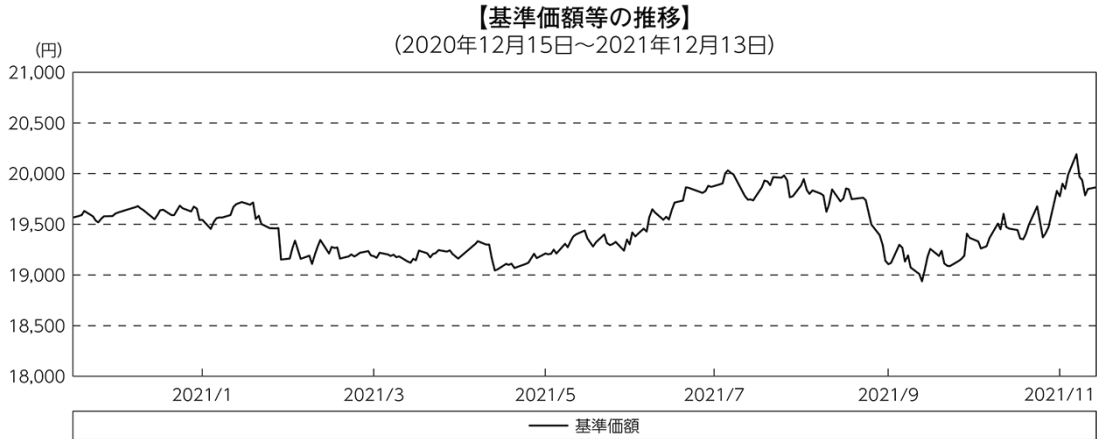
年月日	基準価額	騰落率	株式組入比率	株式先物比率	債券組入比率	債券先物比率	投資信託組入比率
(期首)	円	%	%	%	%	%	%
2020年12月14日	19,566	—	—	10.7	35.5	46.4	24.6
12月末	19,618	0.3	—	9.7	21.4	93.0	23.8
2021年1月末	19,542	△ 0.1	—	17.1	21.1	6.6	26.9
2月末	19,151	△ 2.1	—	17.2	23.9	62.0	28.3
3月末	19,186	△ 1.9	—	1.2	24.7	40.4	26.2
4月末	19,161	△ 2.1	—	1.6	26.5	90.5	28.2
5月末	19,212	△ 1.8	—	0.3	25.9	77.1	27.6
6月末	19,303	△ 1.3	—	2.9	27.7	126.9	28.0
7月末	19,876	1.6	—	△ 5.6	27.0	99.7	26.1
8月末	19,945	1.9	—	△ 11.7	26.8	17.6	27.9
9月末	19,106	△ 2.4	—	△ 12.4	29.0	△ 27.3	29.9
10月末	19,367	△ 1.0	—	△ 14.9	30.3	△ 75.0	27.1
11月末	19,776	1.1	—	△ 10.1	28.7	32.4	21.4
(期末)							
2021年12月13日	19,864	1.5	—	△ 4.5	28.4	47.6	20.2

*騰落率は期首比です。

*株式先物比率、債券先物比率は買い建て比率－売り建て比率。

◎運用経過

○期中の基準価額等の推移



○基準価額の主な変動要因

基準価額は当作成期首の19,566円から当作成期末の19,864円に298円（1.52%）値上がりしました。

以下に基準価額騰落率の投資資産別寄与度を記します。

- (株式運用／＋) 当作成期首から2021年7月中旬まで平均10%弱の買い持ちとしたことがプラス効果となりました。7月中旬以降から当作成期末にかけては、株式を平均10%弱の売り持ちとしたものの、株式市場が上昇基調で推移したことで投資効果はマイナスとなり、7月中旬までのプラス効果を若干削る形となりました。地域配分・市場選択においては、4月から9月にかけてアジア地域を選好した投資やナスダック100指数を選好した投資がマイナスに影響しました。一方、10月以降はナスダック100指数を中心に北米地域を買い持ちとし、日本、欧州を売り持ちとした投資が奏功した結果、地域・市場選択はプラスとなりました。
- 上記の結果、株式戦略は、全体で基準価額を1.3%程度押し上げました。

(債券運用／－) 当作成期間を通じて、平均11年弱のデュレーション^(注)とした配分効果はマイナスとなりました。当作成期首から5月にかけては、世界的に金利が上昇(債券価格は下落)したことで、配分効果はマイナスとなりました。その後、5月から7月にかけて金利が低下基調に転じたことで、当該期間における投資効果はプラスとなったものの、8月上旬以降は再び金利が上昇基調へと転じたため、配分効果はマイナスとなりました。また、地域配分においては、北米や欧州を中心とするデュレーション構成とした効果がマイナスとなりました。その他、主に米国で長期年限に重心を置いた年限選択がプラスとなりました。また、物価連動国債や、ETFを利用した欧米事業債への投資効果はプラスになった一方、新興国国債への投資効果はマイナスとなりました。上記の結果、債券戦略は、全体で基準価額を1.1%程度押し下げました。

(注) デュレーションとは金利がある一定の割合で変動した場合、債券の価格がどの程度変化するかを示す指標です。この値が大きいくほど金利変動に対する債券価格の変動率が大きくなります。

(通貨運用／－) 当作成期間において、外貨比率を最大10%程度の売り持ちから最大7%程度の買い持ちとした配分効果はマイナスに影響しました。また、外貨選択においては、4月から6月にかけてユーロを売り持ちとした効果や8月から10月にかけて米国ドルを売り持ちとした効果等がマイナスとなりました。上記の結果、通貨戦略は、全体で基準価額を0.2%程度押し下げました。

(オルタナティブ／＋) 投資比率こそ小さいながらも、国内外のリートに投資した効果がプラスとなりました。また、ETFを通じた商品投資の効果もプラスとなりました。オルタナティブ戦略は、全体で基準価額を1.6%程度押し上げました。

その他では、日中の取引タイミングや売買手数料等が、基準価額を0.1%程度押し下げました。

○当ファンドのポートフォリオ

・期中の主な動き

【株式】

当作成期首に12%程度の買い持ちとしていた投資比率は、当作成期末には2%程度の売り持ちとしました。期首以降、景気回復と金融緩和継続を追い風として株式市場は上昇基調を続けるとの想定のもとで投資比率を段階的に引き上げ、2月下旬には20%程度まで拡大しました。しかし、その後は、すでに実体経済の回復を織り込んだとみられる株式市場が、今後経済回復に伴う金利上昇の洗礼を受ける、もしくは経済回復の遅れに失望する、といったいずれかの可能性が低くはないという判断のもと、株式投資に対して抑制的な姿勢へと転じ、段階的に投資比率を引き下げました。さらに、7月中旬以降は、各国中央銀行が金融政策正常化に対して前向きな姿勢を示し始めたことから、これまで以上に金融市場における「経済成長期待」が高まる可能性は低下したと判断して、投資配分を買い持ちから売り持ちに転じました。当作成期末時点での投資比率は2.0%の売り持ちとしました。

地域配分においては、特に8月以降において、地域で強弱をつけた配分を行ないました。他地域と比較して企業成長率が高い米国株式市場は、他の地域・国と比べて堅調に推移しやすいとの判断をしたことから、株式全体の投資比率を売り持ちとする中でも北米株式は買い持ちを継続しました。また、北米地域に関しては景気成長期待の鈍化に伴ってバリュー銘柄と比してグロース銘柄が優位に立ちやすいとの判断の下、グロース銘柄の構成比が高いナスダック100指数を組み入れました。

【債券】

当作成期首に6.4年としていたデュレーションを当作成期末には15.2年まで長期化しました。

当作成期首から4月にかけては、景気に対して強気な見通しであったことや、中央銀行当局者が今後金融政策正常化に向けたコミュニケーション戦略に着手する中で金融緩和期待の剥落が生じる可能性があるとの判断したことなどから、債券に関して抑制的な投資姿勢で臨みました。この判断を踏まえた結果、当該期間はデュレーションを5年から10年程度で推移させました。その後も、各国中央銀行が金融政策正常化に向けた動きを進めていくとの見通しは維持したものの、金融市場が景気回復モメンタムの鈍化に失望する可能性は低くないと判断したことから、5月から8月にかけてデュレーションを段階的に長期化し、8月下旬には16年弱のデュレーションとしました。その後10月には、市場の変動にともないリスク抑制を意図して一時的にデュレーションを6年程度まで短期化させる局面があったものの、その後は再びデュレーションを長期化し、当作成期末には15年強としました。

地域配分においては、当作成期間を通じて欧米に傾斜をかけた配分としましたが、当作成期間の後半は、欧米の債券のなかでも北米地域を欧州地域よりも選好しました。その理由は、ECB（欧州中央銀行）が緩和的な金融政策を修正していく過程で、米独利回り格差は縮小に向かう可能性が高いと判断したためです。年限構成においては、主に、当作成期間の後半にかけて、高いインフレ率に対して各国中央銀行が引締めの金融政策へと舵を切る中で短中期金利に

上昇圧力がかかりやすいと見込んだことから、短中期年限を売り持ちとして長期年限を買い持ちとする戦略をとりました。また、米国物価連動国債や新興国国債、ETFを利用した欧米事業債投資も行ないました。

【通貨配分】

当作成期首に7.5%だった外貨の売り持ちを、当作成期末時点では3.4%の外貨の買い持ちとするなど、当作成期中においては機動的な配分変更を行ないました。当作成期中にとった主なマクロ戦略は【株式】にて申し上げた通りです。米国ドルなどの北米通貨は金融市場の景気回復期待が高まっていくとの想定の下で当作成期首29%程度の売り持ちとしていましたが、3月下旬以降、金融市場が景気回復モメンタムの鈍化に失望する可能性は低くないと判断したことや、中央銀行当局者が今後金融政策の正常化に向けたコミュニケーション戦略に着手する中でグローバルに金融流動性期待が低下しやすいと判断したため、売り持ちから段階的に買い持ちへと転じました。8月にはFRB（米連邦準備制度理事会）は利上げを急ぐことなくテーパリング（量的金融緩和の縮小）をすすめていくとの見通しのもとで北米通貨を売り持ちに転じたものの、ピークを迎えたと考える世界景気が今後成長鈍化に向かう可能性がより高まったと判断したため10月以降再び北米通貨を買い持ちに転じました。ユーロやイギリスポンドなどの欧州通貨は、上記のような見通しの下で当作成期首から期末にかけて機動的に売り持ちと買い持ちを切り替えました。欧州通貨の期中平均投資比率は2%程度の売り持ちとしました。新興国通貨は、当作成期首に10%程度の買い持ちとしていたものの、上述の見通しの下で、買い持ちを段階的に縮小して、3月中旬から当作成期末にかけては小幅の買い持ちと売り持ちの間で推移させました。

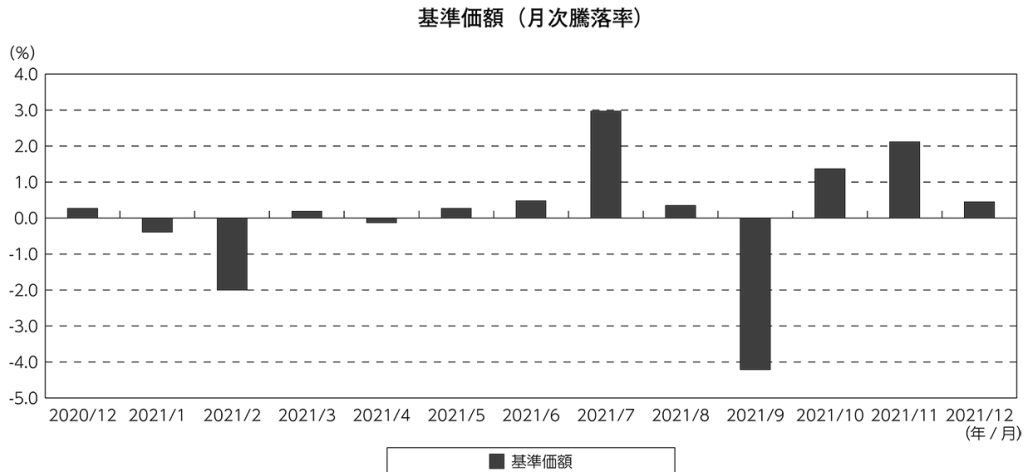
【オルタナティブ】

当作成期首にリートを2.4%、商品を3.6%としていた投資比率を当作成期末時点でそれぞれ2.1%、3.6%としました。

前述のような景気判断や金融政策判断の下で、リートに対して抑制的な投資を継続しました。商品投資においては、世界的なインフレ率の高位滞留が持続するとの判断のもと、農産物や金の投資比率を引き上げて7月中旬には商品の投資比率を8%程度まで拡大しました。その後は、金融市場において「経済成長期待」が高まる可能性は低下したと判断したことや、供給制約の緩和に伴いインフレ率が急減速するリスクに警戒したことから、段階的に投資比率を引き下げました。

○当ファンドのベンチマークとの差異

当ファンドは、絶対収益を目標としているため、ベンチマーク等はありません。
グラフは、期中の当ファンドの月次基準価額騰落率です。



(注) 2020年12月は期首から当月末まで、2021年12月は月初から期末までの期間で計算。

◎今後の運用方針

・運用方針

世界の様々な指標の動きを分析する計量的なアプローチに、定性的な判断を加え、リスク水準^(注)を考慮しつつ、リターンを追求するポートフォリオを構築することを基本とします。なお、ポートフォリオについては市場見直しに対応して適宜見直しを行いません。

(注) リスク水準とは、推定されるポートフォリオの変動の大きさのことです。ファンドでは推定される基準価額の「振れ幅」(上下変動の程度)を表しています。

・投資環境見直し

2020年半ばから急激に回復した世界経済にも、今や息切れを示す指標が散見され始めました。たとえばISM（全米供給管理協会）が算出する製造業景況指数は、ここ数か月こそ横這いに留まっているものの、2020年4月からの上昇基調はすでに2021年3月から低下に転じています。

そして、次に掲げる二点の理由から、今後世界経済は減速の様相を強めていくと判断しています。

一点目は、各国中央銀行の金融政策に起因するものです。賃金の上昇を伴う、スパイラル的なインフレ率の高進を防ぎたいと考える各国中央銀行は、自国の景気が急激な減速に見舞われない限り、少なくとも2020年に執られた緊急対応的な金融緩和政策の幕引きを目論み、インフ

レ率次第ではさらに引き締めの政策への転換を図る可能性が高いと考えられます。こうした中央銀行の態度変化が実体経済にとって少なくとも短期的には悪材料であることには論を待ちません。

二点目は、経済活動の大部分を占める家計消費や民間投資の減速が想定される点です。新型コロナウイルスの感染拡大後に執られた需要喚起策の効果や、グローバルサプライチェーンにおける供給制約や、期待インフレ率の高進を背景とする投資活動の一巡によって、将来の需要を先食いしてきた反動が少なからず生じるものと考えています。

【株式】

上述した「世界経済の減速」と「金融引締政策」の同居は投資家のリスクテイク意欲に冷や水を浴びせ、株式市場は2020年来の上げ幅の一部を失う可能性が低くないと判断しています。これに備え、ファンドでは株式投資比率を極めて低位に保つ、或いは売り持ちとする戦略を2022年前半はとる方針です。

市場に転機が訪れるとすれば、各国で継続的な利上げが行なわれても尚、世界景気が大幅な減速を免れるほど堅調であり続けると市場が確信するケース、若しくは高位だった各国のインフレ率が明確に低下を始め、主要中央銀行による金融引き締めの停止が現実味を帯びるケースが想定されるものの、いずれもその実現は2022年後半と考えています。

全体として、抑制する株式投資の中では、政策自由度が比較的高く、企業の収益力にも比較優位性のある米国に対しては中立に近い投資姿勢で臨む方針です。ただし、これはすでに値上がりの著しい一部の巨大テクノロジー企業への傾斜も意味するため、株価に不安定な兆候が確認された場合には戦略を速やかに解消する方針です。

【債券】

当面は、各国で「金融引締政策」に舵が切られることの余波から、債券市場では利回り上昇のリスクと隣り合わせの不安定な状態が続くと判断しています。そのため、当初は慎重な投資を心がけるものの、「世界経済の減速」が近い将来に追い風になると考えるため、上述した株式投資とは異なり、徐々に投資を積極化する方針です。

さらに、市場の関心が金融政策から実体景気に移ることに呼応して、市場では短期金利が上昇する一方で長期金利は安定若しくはやや低下するという傾向が、ある時点からその逆の動きとなることを想定しています。投資戦略もこれに対応して当初は長期年限に重心を置いた投資とするものの、2022年のいずれかの時点で中期年限に重心を置いた投資とする方針です。

その他、これまで積極的な投資を心がけてきた物価連動国債への投資については、市場における期待インフレ率が十分に高まったと判断されることからやや緩和する一方、慎重な投資を心がけてきた事業債への投資に関しては株式投資と同様の理由から、少なくとも2022年前半はこれまで通りの姿勢を続ける方針です。

【為替】

「世界経済の減速」が日本円や米国ドルに追い風になることと、主要国の中で金融政策方向転換の先陣を米国が切っていることを考え合わせると、米国ドルが最も有望で、その後に日本円が続き、ユーロやイギリスポンドが劣後、さらに周辺先進国や新興国通貨が位置する構図が当面は続くものと判断しています。

転機となるのは【株式】で述べたケースながら、現時点で可能性を高く見積もっているのは後者、すなわち利上げ先進国である米国で、連続利上げの可能性が消滅するケースです。この場合、前述の米国ドルの序列は大きく下がると考えています。

運用戦略上はこのような判断に基づき、当初は日本円を中立程度に保ちながら外国通貨内の米国ドルの買い持ちと他通貨の売り持ちを組み合わせることを念頭に置いています。また、いずれかの時点で米国ドルを売り持ちとしながら、日本円を主体にその他の通貨を買い持ちとする通貨配分に移行することが現在想定する運用戦略です。

【オルタナティブ】

過去の歴史を紐解くと、金融引締め局面を迎えて株式市場が軟調に陥っても尚、商品価格は好景気を背景とする需要の強さから堅調を維持することが典型的な現象であったものの、今回は上述した株価の曲がり角は商品価格の曲がり角にもなると判断しています。

それは、今回の金融引き締めが過去のそれに比べてゆっくりと行なわれているため、世界景気減速を背景に商品価格に下落圧力がかかり始めるまで株価が堅調を保てたと解釈すべきと考えるからです。さらに上述した米国ドルの堅調も、ドル建てで測る商品価格にとっては重石になると考えます。

したがって、株式同様に警戒的な投資姿勢で当面は臨む方針です。株式とは別の姿勢に転じるとすれば、為替市場での米国ドル高が反転し始めた場合、或いは現在は低調な中国景気が再加速を始めた場合には、警戒姿勢を解き投資を拡大する方針です。しかしながら、その時期は早くとも2022年中盤を想定しています。

○ 1 万口当たりの費用明細

(2020年12月15日～2021年12月13日)

項 目	当 期		項 目 の 概 要
	金 額	比 率	
(a) 売 買 委 託 手 数 料 (投 資 信 託 証 券) (先 物 ・ オ プ シ ョ ン)	円 23 (3) (20)	% 0.120 (0.018) (0.102)	(a) 売買委託手数料＝期中の売買委託手数料÷期中の平均受益権口数 ※売買委託手数料は、有価証券等の売買の際、売買仲介人に支払う手数料
(b) 有 価 証 券 取 引 税 (投 資 信 託 証 券)	0 (0)	0.000 (0.000)	(b) 有価証券取引税＝期中の有価証券取引税÷期中の平均受益権口数 ※有価証券取引税は、有価証券の取引の都度発生する取引に関する税金
(c) そ の 他 費 用 (保 管 費 用) (そ の 他)	6 (1) (5)	0.031 (0.006) (0.026)	(c) その他費用＝期中のその他費用÷期中の平均受益権口数 保管費用は、海外における保管銀行等に支払う有価証券等の保管及び資金の送金・資産の移転等に要する費用 信託事務の処理に要するその他の諸費用
合 計	29	0.151	
期中の平均基準価額は、19,436円です。			

*各金額は項目ごとに円未満は四捨五入してあります。

*各比率は1万口当たりのそれぞれの費用金額（円未満の端数を含む）を期中の平均基準価額で除して100を乗じたもので、項目ごとに小数第3位未満は四捨五入してあります。

○売買及び取引の状況

(2020年12月15日～2021年12月13日)

公社債

			買付額	売付額	
国内	国債証券		千円 2,086,540	千円 1,607,278	
	外国	アメリカ	国債証券	千米ドル 20,511	千米ドル 39,206
カナダ		国債証券	千カナダドル 3,198	千カナダドル 3,053	
イギリス		国債証券	千英ポンド 541	千英ポンド 3,501	
ノルウェー		国債証券	千ノルウェークローネ 5,152	千ノルウェークローネ 5,127	
ユーロ		イタリア	国債証券	千ユーロ 7,672	千ユーロ 3,144
		スペイン	国債証券	1,448	—
ポーランド		国債証券	千ズロチ 2,508	千ズロチ 2,357	
メキシコ		国債証券	千メキシコペソ —	千メキシコペソ 15,429	

*金額は受け渡し代金。(経過利子分は含まれておりません。)

*単位未満は切り捨て。

投資信託証券

銘柄		買付		売付	
		口数	金額	口数	金額
国内	NEXTFUNDS東証REIT指数連動型上場投信	口 —	千円 —	口 46,800	千円 98,177
外国	アメリカ		千米ドル		千米ドル
	ALERIAN MLP ETF	2,600	72	52,500	1,685
	INVESCO DB AGRICULTURE FUND	235,500	4,143	253,200	4,545
	ISHARES GOLD TRUST	218,900 (△219,900)	3,842 (△3,860)	—	—
	ISHARES GOLD TRUST	66,100 (109,950)	2,262 (3,860)	106,700	3,673
	ISHARES MSCI EMERGING MARKET ASIA	—	—	700	60
	ISHARES MSCI TURKEY ETF	20,400	504	24,400	621
	ISHARES LATIN AMERICA 40 ETF	—	—	17,000	483
	ISHARES US REAL ESTATE ETF	17,500	1,666	20,800	1,986
	ISHARES JP MORGAN USD EM BOND ETF	19,200	2,164	37,900	4,184
	ISHARES MBS ETF	116,100	12,697	101,700	11,022
	ISHARES BROAD USD INVESTMENT ETF	52,900	3,219	63,000	3,820
	ISHARES S&P GSCI COMMODITY I	70,400	1,003	194,500	3,059
	SPDR DJ GLOBAL REAL ESTATE E	—	—	6,400	294
	SPDR BLOOMBERG HIGH YIELD BOND ETF	12,300	1,342	64,500	6,988
	UNITED STATES OIL FUND LP	7,600	339	14,725	601
	VANECK J.P. MORGAN EM LOCAL CURRENCY	9,000	277	8,000	238
	VANGUARD CONSUMER DISCRETIONARY ETF	1,200	381	1,400	434
	VANGUARD CONSUMER STAPLE ETF	12,900	2,336	8,100	1,471
	VANGUARD ENERGY ETF	2,800	157	2,900	206
	VANGUARD FINANCIALS ETF	10,300	824	9,200	864
	VANGUARD HEALTH CARE ETF	2,400	616	—	—
	VANGUARD INFORMATION TECHNOLOGY ETF	1,000	393	1,100	462
	VANGUARD MATERIALS ETF	5,700	1,007	4,900	894
	VANGUARD UTILITIES ETF	14,000	2,031	10,100	1,438
	VANGUARD COMMUNICATION SERVICE ETF	—	—	9,500	1,207
	小計	898,800 (△109,950)	41,283 (—)	1,013,225	50,243
ユーロ			千ユーロ	千ユーロ	
アイルランド					
ISHARES EUR CORP BOND LARGE CAP UCITS ET	—	—	4,900	692	
ISHARES CORE EURO CORP BOND	24,000	3,246	21,900	2,938	
ISHARES EUR HY CORP BOND UCITS ETF EUR D	5,000	516	11,700	1,193	
小計	29,000	3,762	38,500	4,824	
ユーロ計	29,000	3,762	38,500	4,824	

*金額は受け渡し代金。

*金額の単位未満は切り捨て。

* () 内は分割、合併、有償増資などによる増減分で、上段の数字には含まれておりません。

*銘柄コード等の変更があった銘柄は、別銘柄として掲載しております。

先物取引の種類別取引状況

種 類 別		買 建		売 建	
		新規買付額	決 済 額	新規売付額	決 済 額
国 内	株式先物取引	百万円 1,505	百万円 1,921	百万円 3,279	百万円 3,281
	債券先物取引	2,277	2,278	15,169	15,159
外 国	株式先物取引	32,415	34,189	32,671	31,849
	債券先物取引	193,286	179,393	141,286	127,888

*単位未満は切り捨て。

*外国の取引金額は、各月末（決算日の属する月については決算日）の対顧客電信売買相場の仲値により邦貨換算した金額の合計です。

○利害関係人との取引状況等

(2020年12月15日～2021年12月13日)

利害関係人との取引状況

区 分	買付額等 A	うち利害関係人 との取引状況B		売付額等 C	うち利害関係人 との取引状況D	
			$\frac{B}{A}$			$\frac{D}{C}$
株式先物取引	百万円 69,051	百万円 4,786	% 6.9	百万円 72,062	百万円 5,201	% 7.2
債券先物取引	338,612	17,437	5.1	338,128	17,448	5.2

売買委託手数料総額に対する利害関係人への支払比率

項 目	当 期
売買委託手数料総額 (A)	21,924千円
うち利害関係人への支払額 (B)	466千円
(B) / (A)	2.1%

利害関係人とは、投資信託及び投資法人に関する法律第11条第1項に規定される利害関係人であり、当ファンドに係る利害関係人とは野村證券株式会社です。

○組入資産の明細

(2021年12月13日現在)

国内公社債

(A)国内(邦貨建)公社債 種類別開示

区 分	当 期			末			
	額 面 金 額	評 価 額	組 入 比 率	うちBB格以下 組 入 比 率	残存期間別組入比率		
					5年以上	2年以上	2年未満
	千円	千円	%	%	%	%	%
国債証券	1,840,000	1,994,066	10.9	—	10.9	—	—
合 計	1,840,000	1,994,066	10.9	—	10.9	—	—

*組入比率は、純資産総額に対する評価額の割合。

*金額の単位未満は切り捨て。

*評価については金融商品取引業者、価格情報会社等よりデータを入手しています。

*残存期間が1年以内の公社債は原則として償却原価法により評価しています。

(B)国内(邦貨建)公社債 銘柄別開示

銘 柄	当 期			末	
	利 率	額 面 金 額	評 価 額	償 還 年 月 日	
国債証券	%	千円	千円		
国庫債券 利付 (10年) 第356回	0.1	50,000	50,683	2029/9/20	
国庫債券 利付 (10年) 第360回	0.1	200,000	202,196	2030/9/20	
国庫債券 利付 (10年) 第361回	0.1	500,000	504,735	2030/12/20	
国庫債券 利付 (30年) 第33回	2.0	500,000	642,455	2040/9/20	
国庫債券 利付 (20年) 第173回	0.4	240,000	239,380	2040/6/20	
国庫債券 利付 (20年) 第175回	0.5	350,000	354,616	2040/12/20	
合 計		1,840,000	1,994,066		

*額面・評価額の単位未満は切り捨て。

外国公社債

(A) 外国(外貨建)公社債 種類別開示

区 分	当 期 末							
	額面金額	評 価 額		組入比率	うちBB格以下 組入比率	残存期間別組入比率		
		外貨建金額	邦貨換算金額			5年以上	2年以上	2年未満
アメリカ	千米ドル 7,850	千米ドル 9,710	千円 1,102,688	% 6.0	% —	% 6.0	% —	% —
カナダ	千カナダドル 6,250	千カナダドル 6,169	550,800	3.0	—	—	3.0	—
イギリス	千英ポンド 1,250	千英ポンド 1,385	208,601	1.1	—	1.1	—	—
スウェーデン	千スウェーデンクローナ 2,000	千スウェーデンクローナ 2,067	25,906	0.1	—	—	—	0.1
ユーロ	千ユーロ	千ユーロ						
ドイツ	200	324	41,699	0.2	—	0.2	—	—
イタリア	8,000	8,152	1,046,896	5.7	—	0.2	5.5	—
フランス	250	256	32,967	0.2	—	0.2	—	—
スペイン	1,500	1,467	188,473	1.0	—	1.0	—	—
メキシコ	千メキシコペソ 1,000	千メキシコペソ 1,070	5,824	0.0	—	0.0	—	—
合 計	—	—	3,203,857	17.5	—	8.8	8.5	0.1

*邦貨換算金額は、期末の時価をわが国の対顧客電信売買相場の仲値により邦貨換算したものです。

*組入比率は、純資産総額に対する評価額の割合。

*金額の単位未満は切り捨て。

*評価については金融商品取引業者、価格情報会社等よりデータを入手しています。

(B) 外国(外貨建)公社債 銘柄別開示

銘	柄	当 期 末				償還年月日	
		利 率	額面金額	評 価 額			
				外貨建金額	邦貨換算金額		
アメリカ		%	千米ドル	千米ドル	千円		
	国債証券	TSY INFL IX N/B	0.25	3,300	4,174	474,076	2050/2/15
		TSY INFL IX N/B I/L	0.125	3,900	4,575	519,589	2031/1/15
		TSY INFL IX N/BI/L	0.75	650	960	109,023	2045/2/15
小	計					1,102,688	
カナダ				千カナダドル	千カナダドル		
	国債証券	CANADIAN GOVERNMENT	1.25	3,000	3,005	268,340	2025/3/1
		CANADIAN GOVERNMENT	0.5	3,250	3,163	282,459	2025/9/1
小	計					550,800	
イギリス				千英ポンド	千英ポンド		
	国債証券	UK TREASURY	1.75	1,000	1,121	168,830	2037/9/7
		UK TREASURY	1.25	250	264	39,770	2041/10/22
小	計					208,601	
スウェーデン				千スウェーデンクローナ	千スウェーデンクローナ		
	国債証券	SWEDISH GOVERNMENT	1.5	2,000	2,067	25,906	2023/11/13
小	計					25,906	
ユーロ				千ユーロ	千ユーロ		
	国債証券	BUNDESREPUB. DEUTSCHLAND	2.5	200	324	41,699	2044/7/4
	国債証券	BUONI POLIENNALI DEL TES	1.45	250	262	33,675	2025/5/15
		BUONI POLIENNALI DEL TES	0.5	7,500	7,632	980,049	2026/2/1
		BUONI POLIENNALI DEL TES	0.95	250	258	33,171	2027/9/15
	国債証券	FRANCE (GOVT OF)	0.75	250	256	32,967	2052/5/25
	国債証券	BONOS Y OBLIG DEL ESTADO	0.1	1,500	1,467	188,473	2031/4/30
小	計					1,310,037	
メキシコ				千メキシコペソ	千メキシコペソ		
	国債証券	MEX BONOS DESARR FIX RT	8.5	1,000	1,070	5,824	2038/11/18
小	計					5,824	
合	計					3,203,857	

* 邦貨換算金額は、期末の時価をわが国の対顧客電信売買相場の仲値により邦貨換算したものです。

* 額面・評価額の単位未満は切り捨て。

国内投資信託証券

銘	柄	期首(前期末)	当 期 末		
		口 数	口 数	評 価 額	比 率
		口	口	千円	%
NEXTFUNDS東証REIT指数連動型上場投信		90,400	43,600	95,920	0.5
合	計	口 数 ・ 金 額	90,400	43,600	95,920
	銘 柄 数 < 比 率 >	1	1	< 0.5% >	

* 評価額の単位未満は切り捨て。

* 比率は、純資産総額に対する評価額の比率。

* 銘柄コード等の変更があった銘柄は、別銘柄として掲載しております。

外国投資信託証券

銘柄	期首(前期末)		当 期 末			
	口 数	口 数	評 価 額		比 率	
			外貨建金額	邦貨換算金額		
(アメリカ)	口	口	千米ドル	千円	%	
ALERTAN MLP ETF	51,400	1,500	47	5,411	0.0	
INVESCO DB AGRICULTURE FUND	170,900	153,200	3,021	343,076	1.9	
ISHARES GOLD TRUST	1,000	—	—	—	—	
ISHARES GOLD TRUST	—	69,350	2,351	267,054	1.5	
ISHARES MSCI EMERGING MARKET ASIA	800	100	8	965	0.0	
ISHARES MSCI TURKEY ETF	4,200	200	3	451	0.0	
ISHARES LATIN AMERICA 40 ETF	17,100	100	2	285	0.0	
ISHARES US REAL ESTATE ETF	25,100	21,800	2,423	275,238	1.5	
ISHARES JP MORGAN USD EM BOND ETF	107,300	88,600	9,667	1,097,801	6.0	
ISHARES MBS ETF	11,100	25,500	2,737	310,890	1.7	
ISHARES BROAD USD INVESTMENT ETF	63,100	53,000	3,174	360,458	2.0	
ISHARES S&P GSCI COMMODITY I	151,600	27,500	457	51,902	0.3	
ISHARES MSCI POLAND ETF	100	100	2	236	0.0	
SPDR DJ GLOBAL REAL ESTATE E	7,300	900	49	5,635	0.0	
SPDR BLOOMBERG HIGH YIELD BOND ETF	57,733	5,533	597	67,903	0.4	
UNITED STATES OIL FUND LP	7,125	—	—	—	—	
VANECK RUSSIA ETF	100	100	2	318	0.0	
VANECK J.P. MORGAN EM LOCAL CURRENCY	100	1,100	31	3,582	0.0	
VANGUARD CONSUMER DISCRETIONARY ETF	700	500	170	19,379	0.1	
VANGUARD CONSUMER STAPLE ETF	1,900	6,700	1,287	146,250	0.8	
VANGUARD ENERGY ETF	100	—	—	—	—	
VANGUARD FINANCIALS ETF	8,800	9,900	956	108,669	0.6	
VANGUARD HEALTH CARE ETF	100	2,500	636	72,286	0.4	
VANGUARD INDUSTRIALS ETF	100	100	20	2,291	0.0	
VANGUARD INFORMATION TECHNOLOGY ETF	100	—	—	—	—	
VANGUARD MATERIALS ETF	1,200	2,000	383	43,588	0.2	
VANGUARD UTILITIES ETF	100	4,000	604	68,617	0.4	
VANGUARD COMMUNICATION SERVICE ETF	9,600	100	13	1,527	0.0	
小 計	口 数 ・ 金 額	698,758	474,383	28,652	3,253,825	
	銘柄 数 < 比 率 >	27	24	—	<17.8%>	
(ユーロ…アイルランド)				千ユーロ		
ISHARES EUR CORP BOND LARGE CAP UCITS ET	4,900	—	—	—	—	
ISHARES CORE EURO CORP BOND	—	2,100	282	36,289	0.2	
ISHARES EUR HY CORP BOND UCITS ETF EUR D	30,800	24,100	2,459	315,781	1.7	
ユ ー ロ 計	口 数 ・ 金 額	35,700	26,200	2,741	352,070	
	銘柄 数 < 比 率 >	2	2	—	<1.9%>	
合 計	口 数 ・ 金 額	734,458	500,583	—	3,605,895	
	銘柄 数 < 比 率 >	29	26	—	<19.7%>	

* 邦貨換算金額は、期末の時価をわが国の対顧客電信売買相場の仲値により邦貨換算したものです。

* 比率は、純資産総額に対する評価額の比率。

* 金額の単位未満は切り捨て。

* 銘柄コード等の変更があった銘柄は、別銘柄として掲載しております。

先物取引の銘柄別期末残高

銘柄別			当期	
			買建額	売建額
国内	株式先物取引	TOPIX	百万円	百万円
		日経225	—	118
外	株式先物取引	AEX	—	465
		CAC40	—	583
		CAN60	202	—
		DAX30	250	—
		DJIAVMN	—	264
		ERSL2	—	414
		EURO50	80	—
		FT100	—	164
		FTSE/MIB	—	291
		HANGSENG	1,012	—
		IBEX	—	643
		MSCIN	162	—
		MSCIS	—	612
		NASDAQMN	1,520	—
		SPI200	59	—
		SPEMINI	160	—
SWISSMKT	—	170		
CBOEVIX	8	—		
XAE	—	13		
国	債券先物取引	TNOTE (2YEAR)	—	11,819
		TNOTE (5YEAR)	397	—
		AU03YR	—	6,098
		AU10YR	1,282	—
		BOBL	—	3,495
		BTS	1,617	—
		BUNDS	6,935	—
		BUXL	527	—
		CANADA	—	253
		GILTS	345	—
		OAT10Y	256	—
		TBOND	4,689	—
		TNOTE (10YEAR)	11,891	—
T-ULTRA	2,439	—		

*単位未満は切り捨て。

*邦貨換算金額は、期末の時価をわが国の対顧客電信売買相場の仲値により邦貨換算したものです。

○投資信託財産の構成

(2021年12月13日現在)

項 目	当 期 末	
	評 価 額	比 率
	千円	%
公社債	5,197,924	28.0
投資信託受益証券	3,701,815	19.9
コール・ローン等、その他	9,685,673	52.1
投資信託財産総額	18,585,412	100.0

*金額の単位未満は切り捨て。

*当期末における外貨建純資産(10,790,819千円)の投資信託財産総額(18,585,412千円)に対する比率は58.1%です。

*外貨建資産は、期末の時価をわが国の対顧客電信売買相場の仲値により邦貨換算したものです。1米ドル=113.56円、1カナダドル=89.28円、1英ポンド=150.55円、1スイスフラン=123.22円、1スウェーデンクローナ=12.53円、1ノルウェークローネ=12.69円、1ユーロ=128.41円、1ズロチ=27.7985円、1香港ドル=14.56円、1シンガポールドル=83.29円、1豪ドル=81.39円、1メキシコペソ=5.4397円。

○資産、負債、元本及び基準価額の状況 (2021年12月13日現在)

項 目	当 期 末
	円
(A) 資産	30,718,025,287
コール・ローン等	7,056,002,493
公社債(評価額)	5,197,924,507
投資信託受益証券(評価額)	3,701,815,997
未収入金	12,773,312,264
未収配当金	819,680
未収利息	9,041,628
前払費用	219,812
差入委託証拠金	1,978,888,906
(B) 負債	12,392,823,623
未払金	12,392,622,181
未払解約金	200,000
未払利息	1,442
(C) 純資産総額(A-B)	18,325,201,664
元本	9,225,508,529
次期繰越損益金	9,099,693,135
(D) 受益権総口数	9,225,508,529口
1万口当たり基準価額(C/D)	19,864円

(注) 期首元本額は9,027,209,345円、期中追加設定元本額は2,644,610,834円、期中一部解約元本額は2,446,311,650円、1口当たり純資産額は1,9864円です。

(注) 当マザーファンドを投資対象とする投資信託の当期末元本額
・ノムラスマートプレミアムF(適格機関投資家専用) 3,185,995,468円
・ノムラスマートプレミアム(野村SMA・EW向け) 2,860,822,944円
・ノムラスマートプレミアムファンド(適格機関投資家転売制限付) 2,405,365,185円
・ノムラスマートプレミアムファンドハイブリッド50(適格機関投資家転売制限付) 581,923,699円
・ノムラスマートプレミアムファンドハイブリッド30(非課税適格機関投資家専用) 191,401,233円

○損益の状況 (2020年12月15日～2021年12月13日)

項 目	当 期
	円
(A) 配当等収益	146,458,286
受取配当金	112,570,502
受取利息	35,889,565
支払利息	△ 2,001,781
(B) 有価証券売買損益	211,178,241
売買益	1,854,465,897
売買損	△1,643,287,656
(C) 先物取引等取引損益	△ 111,825,293
取引益	2,696,854,738
取引損	△2,808,680,031
(D) 保管費用等	△ 5,656,969
(E) 当期損益金(A+B+C+D)	240,154,265
(F) 前期繰越損益金	8,635,212,955
(G) 追加信託差損益金	2,505,089,166
(H) 解約差損益金	△2,280,763,251
(I) 計(E+F+G+H)	9,099,693,135
次期繰越損益金(I)	9,099,693,135

*損益の状況の中で(B)有価証券売買損益および(C)先物取引等取引損益は期末の評価換えによるものを含みます。

*損益の状況の中で(G)追加信託差損益金とあるのは、信託の追加設定の際、追加設定をした価額から元本を差し引いた差額分をいいます。

*損益の状況の中で(H)解約差損益金とあるのは、中途解約の際、元本から解約価額を差し引いた差額分をいいます。

○お知らせ

該当事項はございません。

LM・カレンシー・アルファ・ファンドF（適格機関投資家専用）

第2期（2020年11月17日～2021年11月16日）

◎当ファンドの仕組み

商品分類	追加型投信／内外／資産複合	
信託期間	無期限	
運用方針	主に日本の公社債に投資を行うとともに、為替予約取引等を積極的に活用する通貨ロング・ショート戦略により、市場動向に左右されにくい安定した収益の獲得を目指します。	
主要運用対象	ベビーファンド	「LM・ウエスタン・カレンシー・アルファ・マザーファンド」受益証券を主要投資対象とします。
	LM・ウエスタン・カレンシー・アルファ・マザーファンド	主に日本の公社債に投資を行うとともに、為替予約取引等を積極的に活用します。
組入制限	外貨建資産への実質投資割合には、制限を設けません。	
分配方針	期中分配は行いません。	

○設定以来の運用実績

決算期	基準価額	騰落率		債組入比率	債券先物比率	純資産総額
		期騰	落中率			
(設定日)	円		%	%	%	百万円
2020年4月9日	10,000		—	—	—	0.1
1期(2020年11月16日)	10,306		3.1	65.2	—	5,835
2期(2021年11月16日)	10,290		△0.2	64.8	—	6,557

(注) 設定日の基準価額は、設定時の価額です。

(注) 設定日の純資産総額は、設定元本を表示しております。

(注) 当ファンドは親投資信託を組入れますので、「債券組入比率」「債券先物比率」は実質比率を記載しております。

(注) 債券先物比率は買建比率－売建比率。

(注) 市場に広く認知されているベンチマーク等で、当ファンドのリスク特性を正確に反映する指標が見当たらないため、現状では、当ファンドの収益率およびリスク特性を特定のベンチマーク等と比較しておりません。

○当期中の基準価額と市況等の推移

年月日	基準価額	騰落率		債組入比率	債券先物比率	債券先物比率
		騰	落率			
(期首)	円		%	%	%	%
2020年11月16日	10,306		—	65.2	—	—
11月末	10,360		0.5	64.8	—	—
12月末	10,440		1.3	64.1	—	—
2021年1月末	10,371		0.6	64.7	—	—
2月末	10,473		1.6	80.3	—	—
3月末	10,282		△0.2	65.3	—	—
4月末	10,253		△0.5	65.1	—	—
5月末	10,298		△0.1	63.2	—	—
6月末	10,404		1.0	64.2	—	—
7月末	10,440		1.3	77.2	—	—
8月末	10,482		1.7	64.3	—	—
9月末	10,450		1.4	63.6	—	—
10月末	10,126		△1.7	66.9	—	—
(期末)						
2021年11月16日	10,290		△0.2	64.8	—	—

(注) 騰落率は期首比です。

(注) 当ファンドは親投資信託を組入れますので、「債券組入比率」「債券先物比率」は実質比率を記載しております。

(注) 債券先物比率は買建比率－売建比率。

◎当期の運用経過と今後の運用方針**【基準価額の推移】**

当期においては、主要国において新型コロナウイルスのワクチン接種の進展に伴い社会経済活動が正常化に向かい、景気の回復期待が高まったことなどから、主要国の株式相場は概ね上昇傾向を辿る展開となりました。

債券市場では、社会経済活動の正常化により景気の回復期待が高まったことや、原油高等を背景にインフレ上昇への警戒感が高まり、主要国の中央銀行がテーバリング（量的緩和の縮小）の開始を決定したことなどから、利回りは上昇しました。

為替市場では、新型コロナウイルスのワクチン接種の進展に伴う景気の回復期待等を背景にリスク回避姿勢が和らいだことから、円は対主要通貨で総じて下落しました。また、海外主要中央銀行による金融緩和の縮小観測が広がる一方、日銀による金融緩和策の長期化観測は根強く、海外と日本の金融政策の方向性の違いが意識されたことも、円安を促す要因となりました。

このような環境の中、当期の基準価額の騰落率はマイナス0.2%となりました。

【運用経過】

当ファンドは、主に「LM・ウエスタン・カレンシー・アルファ・マザーファンド」受益証券への投資を通じて、主に日本の公社債に投資するとともに、主要先進国通貨を中心とした為替予約取引等を積極的に活用する通貨ロング・ショート戦略により、市場動向に左右されにくい安定した収益の獲得を目指して運用に努めてまいりました。

当期の運用にあたっては、モデルによる定量分析とポートフォリオマネージャーによる定性分析を組み合わせた独自のアプローチにより、ポートフォリオの構築を行いました。

【今後の運用方針】

当ファンドは、主要先進国通貨を中心とした為替予約取引等を積極的に活用する通貨ロング・ショート戦略により、信託財産の中長期的な成長を目指した運用を継続する方針です。

○1口当たりの費用明細

(2020年11月17日～2021年11月16日)

項 目	当 期		項 目 の 概 要
	金 額	比 率	
(a) 信 託 報 酬	円 44	% 0.427	(a)信託報酬＝期中の平均基準価額×信託報酬率
（ 投 信 会 社 ）	(40)	(0.385)	委託した資金の運用の対価
（ 販 売 会 社 ）	(2)	(0.022)	交付運用報告書等各種書類の送付、口座内でのファンドの管理、購入後の 情報提供等の対価
（ 受 託 会 社 ）	(2)	(0.020)	運用財産の管理、投信会社からの指図の実行の対価
(b) そ の 他 費 用	1	0.011	(b)その他費用＝期中のその他費用÷期中の平均受益権口数
（ 監 査 費 用 ）	(0)	(0.003)	監査費用は、監査法人等に支払うファンドの監査に係る費用
（ 印 刷 等 費 用 ）	(0)	(0.000)	印刷等費用は、印刷業者等に支払う法定書類の作成、印刷、交付および届出に 係る費用
（ 業 務 委 託 等 費 用 ）	(1)	(0.007)	計理及びこれに付随する業務の委託等の費用
合 計	45	0.438	
期中の平均基準価額は、10,364円です。			

(注) 期中の費用（消費税等のかかるものは消費税等を含む）は、追加・解約により受益権口数に変動があるため、簡便法により算出した結果です。

(注) 各金額は項目ごとに円未満は四捨五入してあります。

(注) その他費用は、このファンドが組み入れている親投資信託が支払った金額のうち、当ファンドに対応するものを含みます。

(注) 各比率は1口当たりのそれぞれの費用金額（円未満の端数を含む）を期中の平均基準価額で除して100を乗じたもので、項目ごとに小数第3位未満は四捨五入してあります。

○売買及び取引の状況

(2020年11月17日～2021年11月16日)

親投資信託受益証券の設定、解約状況

銘 柄	設 定		解 約	
	口 数	金 額	口 数	金 額
LM・ウエスタン・カレンシー・アルファ・マザーファンド	千口 2,628,035	千円 2,725,030	千口 1,935,412	千円 2,016,237

(注) 単位未満は切捨て。

○利害関係人との取引状況等

(2020年11月17日～2021年11月16日)

該当事項はございません。

利害関係人とは、投資信託及び投資法人に関する法律第11条第1項に規定される利害関係人です。

○第二種金融商品取引業を兼業している投資信託委託会社の自己取引状況

(2020年11月17日～2021年11月16日)

該当事項はございません。

○自社による当ファンドの設定・解約状況

(2020年11月17日～2021年11月16日)

該当事項はございません。

○組入資産の明細

(2021年11月16日現在)

親投資信託残高

銘 柄	期首(前期末)	当 期 末	
	口 数	口 数	評 価 額
	千口	千口	千円
LM・ウェスタン・カレンシー・アルファ・マザーファンド	5,635,345	6,327,968	6,574,126

(注) 単位未満は切捨て。

親投資信託における組入資産の明細につきましては、後述の親投資信託の「運用報告書」をご参照ください。

○投資信託財産の構成

(2021年11月16日現在)

項 目	当 期 末	
	評 価 額	比 率
	千円	%
LM・ウェスタン・カレンシー・アルファ・マザーファンド	6,574,126	100.0
投資信託財産総額	6,574,126	100.0

(注) 評価額の単位未満は切捨て。

○資産、負債、元本及び基準価額の状況（2021年11月16日現在）

項 目	当 期 末
	円
(A) 資産	6,574,126,678
LM・ウエスタン・カレンシー・アルファ・マザーファンド(評価額)	6,574,126,678
(B) 負債	16,415,304
未払信託報酬	16,042,009
その他未払費用	373,295
(C) 純資産総額(A－B)	6,557,711,374
元本	6,372,730,000
次期繰越損益金	184,981,374
(D) 受益権総口数	637,273口
1口当たり基準価額(C/D)	10,290円

<注記事項>

(注) 元本の状況

期首元本額	5,662,380,000円
期中追加設定元本額	2,647,180,000円
期中一部解約元本額	1,936,830,000円

○損益の状況（2020年11月17日～2021年11月16日）

項 目	当 期
	円
(A) 有価証券売買損益	22,737,676
売買益	29,676,756
売買損	△ 6,939,080
(B) 信託報酬等	△ 29,846,289
(C) 当期損益金(A+B)	△ 7,108,613
(D) 前期繰越損益金	118,218,270
(E) 追加信託差損益金	73,871,717
(配当等相当額)	(61,071,479)
(売買損益相当額)	(12,800,238)
(F) 計(C+D+E)	184,981,374
次期繰越損益金(F)	184,981,374
追加信託差損益金	73,871,717
(配当等相当額)	(60,876,353)
(売買損益相当額)	(12,995,364)
分配準備積立金	120,478,983
繰越損益金	△ 9,369,326

(注) 損益の状況の中で(A)有価証券売買損益は期末の評価換えによるものを含みます。

(注) 損益の状況の中で(B)信託報酬等には信託報酬に対する消費税等相当額を含めて表示しています。

(注) 損益の状況の中で(E)追加信託差損益金とあるのは、信託の追加設定の際、追加設定をした価額から元本を差し引いた差額分をいいます。

(注) 信託財産の運用の指図に係る権限の全部又は一部を委託するため要する費用として、委託者報酬のうち販売会社へ支払う手数料を除いた額の100分の50相当額を支払っております。

<お知らせ>

<合併について>

レグ・メイソン・アセット・マネジメント株式会社は、2021年4月1日付でフランクリン・templton・インベストメンツ株式会社を吸収合併し、商号を「フランクリン・templton・ジャパン株式会社」に変更しました。

<主な約款変更に関するお知らせ>

当ファンドおよび当ファンドの主要投資対象である親投資信託「LM・ウエスタン・カレンシー・アルファ・マザーファンド」の信託約款中の委託者名を「レグ・メイソン・アセット・マネジメント株式会社」から「フランクリン・templton・ジャパン株式会社」に変更しました。

(変更日：2021年4月1日)

LM・ウエスタン・カレンシー・アルファ・マザーファンド

第3期（2020年11月17日～2021年11月16日）

◎当期の運用経過と今後の運用方針

[基準価額の推移]

当期においては、主要国において新型コロナウイルスのワクチン接種の進展に伴い社会経済活動が正常化に向かい、景気の回復期待が高まったことなどから、主要国の株式相場は概ね上昇傾向を辿る展開となりました。

債券市場では、社会経済活動の正常化により景気の回復期待が高まったことや、原油高等を背景にインフレ上昇への警戒感が高まり、主要国の中央銀行がテーパリング（量的緩和の縮小）の開始を決定したことなどから、利回りは上昇しました。

為替市場では、新型コロナウイルスのワクチン接種の進展に伴う景気の回復期待等を背景にリスク回避姿勢が和らいだことから、円は対主要通貨で総じて下落しました。また、海外主要中央銀行による金融緩和の縮小観測が広がる一方、日銀による金融緩和策の長期化観測は根強く、海外と日本の金融政策の方向性の違いが意識されたことも、円安を促す要因となりました。

このような環境の中、当期の基準価額の騰落率はプラス0.3%となりました。

[運用経過]

当ファンドは、主に日本の公社債に投資するとともに、主要先進国通貨を中心とした為替予約取引等を積極的に活用する通貨ロング・ショート戦略により、市場動向に左右されにくい安定した収益の獲得を目指して運用に努めてまいりました。

当期の運用にあたっては、モデルによる定量分析とポートフォリオマネージャーによる定性分析を組み合わせた独自のアプローチにより、ポートフォリオの構築を行いました。

[今後の運用方針]

当ファンドは、主要先進国通貨を中心とした為替予約取引等を積極的に活用する通貨ロング・ショート戦略により、信託財産の中長期的な成長を目指した運用を継続する方針です。

○1万口当たりの費用明細

(2020年11月17日～2021年11月16日)

該当事項はございません。

○売買及び取引の状況

(2020年11月17日～2021年11月16日)

公社債

		買付額	売付額
国		千円	千円
内	国債証券	69,994,013	908,125
			(61,019,000)

(注) 金額は受け渡し代金。(経過利息分は含まれておりません。)

(注) 単位未満は切捨て。

(注) ()内は償還等による増減分で、上段の数字には含まれておりません。

○利害関係人との取引状況等

(2020年11月17日～2021年11月16日)

該当事項はございません。

利害関係人とは、投資信託及び投資法人に関する法律第11条第1項に規定される利害関係人です。

○組入資産の明細

(2021年11月16日現在)

国内公社債

(A)国内(邦貨建)公社債 種類別開示

区 分	当 期			末			
	額 面 金 額	評 価 額	組 入 比 率	うちBB格以下 組 入 比 率	残存期間別組入比率		
					5年以上	2年以上	2年未満
	千円	千円	%	%	%	%	%
国債証券	18,358,000	18,360,292	64.6	—	—	—	64.6
	(18,358,000)	(18,360,292)	(64.6)	(—)	(—)	(—)	(64.6)
合 計	18,358,000	18,360,292	64.6	—	—	—	64.6
	(18,358,000)	(18,360,292)	(64.6)	(—)	(—)	(—)	(64.6)

(注) ()内は非上場債で内書き。

(注) 組入比率は、純資産総額に対する評価額の割合。

(注) 金額の単位未満は切捨て。

(B) 国内(邦貨建)公社債 銘柄別開示

銘柄	当 期 末			
	利 率	額 面 金 額	評 価 額	償 還 年 月 日
国債証券	%	千円	千円	
第1019回国庫短期証券	—	4,390,000	4,389,986	2021/11/29
第1022回国庫短期証券	—	5,105,000	5,105,440	2021/12/13
第1027回国庫短期証券	—	3,830,000	3,830,774	2022/ 1 /11
第1030回国庫短期証券	—	5,033,000	5,034,091	2022/ 1 /24
合 計		18,358,000	18,360,292	

(注) 額面・評価額の単位未満は切捨て。

○投資信託財産の構成

(2021年11月16日現在)

項 目	当 期 末	
	評 価 額	比 率
	千円	%
公社債	18,360,292	63.3
コール・ローン等、その他	10,660,622	36.7
投資信託財産総額	29,020,914	100.0

(注) 金額の単位未満は切捨て。

○特定資産の価格等の調査

(2020年11月17日～2021年11月16日)

該当事項はございません。

○資産、負債、元本及び基準価額の状況（2021年11月16日現在）

項 目	当 期 末	円
(A) 資産	84,320,100,902	
コール・ローン等	10,058,373,115	
公社債(評価額)	18,360,292,889	
未収入金	55,901,434,898	
(B) 負債	55,898,072,864	
未払金	55,898,043,108	
未払利息	29,756	
(C) 純資産総額(A-B)	28,422,028,038	
元本	27,358,440,640	
次期繰越損益金	1,063,587,398	
(D) 受益権総口数	27,358,440,640口	
1万口当たり基準価額(C/D)	10,389円	

<注記事項>

(注) 元本の状況

期首元本額	15,276,183,196円
期中追加設定元本額	14,545,321,300円
期中一部解約元本額	2,463,063,856円

(注) 期末における元本の内訳

LM・カレンシー・アルファ・ファンド（適格機関投資家専用）	18,240,394,965円
LM・カレンシー・アルファ・ファンドF（適格機関投資家専用）	6,327,968,696円
LM・ウェスタン・カレンシー・アルファ・ファンド（適格機関投資家専用）	2,790,076,979円

○損益の状況（2020年11月17日～2021年11月16日）

項 目	当 期	円
(A) 配当等収益	△ 23,498,893	
受取利息	△ 16,695,091	
支払利息	△ 6,803,802	
(B) 有価証券売買損益	△ 8,287,035	
売買益	12,334,295,250	
売買損	△12,342,582,285	
(C) 当期損益金(A+B)	△ 31,785,928	
(D) 前期繰越損益金	547,946,670	
(E) 追加信託差損益金	653,398,566	
(F) 解約差損益金	△ 105,971,910	
(G) 計(C+D+E+F)	1,063,587,398	
次期繰越損益金(G)	1,063,587,398	

(注) 損益の状況の中で(B)有価証券売買損益は期末の評価換えによるものを含みます。

(注) 損益の状況の中で(E)追加信託差損益金とあるのは、信託の追加設定の際、追加設定をした価額から元本を差し引いた差額分をいいます。

(注) 損益の状況の中で(F)解約差損益金とあるのは、中途解約の際、元本から解約価額を差し引いた差額分をいいます。

<お知らせ>

<合併について>

レグ・メイソン・アセット・マネジメント株式会社は、2021年4月1日付でフランクリン・templton・インベストメンツ株式会社を吸収合併し、商号を「フランクリン・templton・ジャパン株式会社」に変更致しました。

<主な約款変更に関するお知らせ>

信託約款中の委託者名を「レグ・メイソン・アセット・マネジメント株式会社」から「フランクリン・templton・ジャパン株式会社」に変更しました。

(変更日：2021年4月1日)

ブラックロック・ストラテジック・ファンズ
ブラックロック・アメリカズ・ダイバーシファイド・エクイティ・
アブソルート・リターン・ファンド クラスI2 円ヘッジ

2021年5月31日決算

●当ファンドの仕組みは次の通りです。

形 態	ルクセンブルグ籍円建て外国投資法人
運 用 方 針	米国、カナダおよびラテンアメリカ諸国の株式および株式関連の派生商品等に投資することにより、ロング(買い建て)ポジションおよびショート(売り建て)ポジションを構築し、市場動向に係わらずプラスの絶対リターンを追求します。
投 資 対 象	米国、カナダおよびラテンアメリカ諸国の株式および株式関連の派生商品等
投 資 顧 問 会 社	ブラックロック・インスティテューショナル・トラスト・カンパニー・エヌ・エー
受 託 会 社	ブラックロック(ルクセンブルグ)エス・エー
保 管 受 託 銀 行 管 理 事 務 代 行 会 社	ステート・ストリート・バンク・インターナショナル・ゲーエムベーハー、 ルクセンブルグ支店

*作成時点において、入手可能な直前計算期間の年次報告書をもとに作成いたしております。

損益および純資産変動計算書(2021年5月31日に終了した会計年度)

	ブラックロック・アメリカズ・ ダイバーシファイド・エクイティ・ アブソルート・リターン・ファンド
	米ドル
期首純資産	937,142,511
収益	
預金利息	583,855
債券利息	2,147,022
差金決済契約に係る受取利息	1,486
スワップに係る受取利息および受取配当金	19,228
差金決済契約に係る受取配当金、源泉徴収税控除後	40,310,706
収益合計	43,062,297
費用	
銀行利息	9,311
差金決済契約に係る支払利息	13,412,933
スワップに係る支払利息および支払配当金	22,550
差金決済契約に係る支払配当金、源泉徴収税控除後	54,245,222
年間サービス費用	1,520,868
預託報酬	2,542,426
税金	273,307
パフォーマンス・フィー	128
販売報酬	43,914
ローン・コミットメント・フィー	766
投資運用報酬および投資運用再委託報酬	9,981,045
費用合計	82,052,470
投資純損失	(38,990,173)
以下に係る実現純利益／(損失):	
投資有価証券	6,771,133
差金決済契約	(8,515,291)
外貨および先渡為替予約	43,363,572
スワップ取引	(1,931,327)
当期実現純利益	39,688,087
以下に係る未実現評価益／(損)の純変動額:	
投資有価証券	1,026,305
差金決済契約	(4,083,704)
外貨および先渡為替予約	(8,053,157)
スワップ取引	1,353,800
当期未実現評価益／(損)の純変動	(9,756,756)
運用成績による純資産の減少	(9,058,842)
資本の変動	
投資証券発行による正味受取額	379,340,076
投資証券買戻しによる正味支払額	(620,286,862)
資本の変動による純資産の減少	(240,946,786)
期末純資産	687,136,883

(金額は円表示)

	1口当たり	発行済
	純資産価格	受益証券数
I Class non-distributing share JPY hedged	9,650.34	1,976,602

投資有価証券明細表(2021年5月31日現在)

公認の証券取引所に上場されているまたはその他の規制市場で取引されている譲渡可能な有価証券および短期金融商品

保有高	銘柄	時価 (米ドル)	純資産比率 (%)	保有高	銘柄	時価 (米ドル)	純資産比率 (%)
普通株式				譲渡性預金証書合計			
	ケイマン諸島			コマーシャル・ペーパー			
152,274	Apollo Strategic Growth Capital II (Unit)	1,522,740	0.22	オーストラリア			
	米国			USD 10,000,000	Oversea-Chinese Banking Corp 0.29% 18/6/2021	10,000,000	1.45
3,242	Alkami Technology Inc	107,861	0.02	USD 14,900,000	Skandinaviska Enskilda Banken AB 0.23% 4/8/2021	14,900,000	2.17
8,408	Bumble Inc 'A'	401,230	0.06	USD 8,000,000	Sumitomo Mitsui Trust Bank Ltd 0.19% 6/7/2021	8,000,078	1.16
17,358	DoubleVerify Holdings Inc	640,337	0.09	USD 3,000,000	Sumitomo Mitsui Trust Bank Ltd 0.15% 11/8/2021	3,000,000	0.44
2,773	Figs Inc 'A'	94,698	0.01	USD 3,900,000	Swedbank AB 0.18% 8/9/2021	3,900,428	0.57
5,016	Flywire Corp	172,249	0.03	USD 6,500,000	UBS AG 0.27% 11/3/2022	6,500,000	0.95
12,768	Ikena Oncology Inc	229,824	0.03	USD 5,000,000	Westpac Banking Corp 0.24% 30/3/2022	5,000,000	0.73
17,663	Innovage Holding Corp	377,988	0.05			133,200,506	19.38
45,776	Inspired Entertainment Inc	524,593	0.08	フランス			
9,413	Olo Inc 'A'	318,630	0.05	USD 15,000,000	BPCE SA 1/7/2021 (Zero Coupon)	14,994,125	2.18
10,623	ON24 Inc	341,848	0.05			14,994,125	2.18
22,048	Paymentus Holdings Inc 'A'	672,464	0.10	ドイツ			
16,935	Privia Health Group Inc	554,282	0.08	USD 10,000,000	Erste Abwicklungsanstalt 10/8/2021 (Zero Coupon)	9,997,083	1.45
4,876	Procure Technologies Inc	421,384	0.06			9,997,083	1.45
8,231	Qualtrics International Inc 'A'	283,476	0.04	アイルランド			
7,172	Recursion Pharmaceuticals Inc 'A'	189,054	0.03	USD 7,000,000	Matchpoint Finance Plc FRN 12/10/2021	6,994,569	1.02
7,795	UiPath Inc 'A'	622,197	0.09			6,994,569	1.02
		5,952,115	0.87	日本			
		7,474,855	1.09	USD 6,050,000	Sumitomo Mitsui Banking Corp 9/8/2021 (Zero Coupon)	6,049,072	0.88
普通株式合計						6,049,072	0.88
				ニュージーランド			
債券				USD 4,500,000	ASB Finance Ltd FRN 12/11/2021	4,496,105	0.66
	米国			USD 5,500,000	BNZ International Funding 9/6/2021 (Zero Coupon)	5,499,841	0.80
USD 24,450,000	United States Cash Management Bill 3/8/2021 (Zero Coupon)	24,449,022	3.56	USD 10,000,000	BNZ International Funding FRN 1/11/2021	9,991,500	1.45
USD 15,000,000	United States Treasury Bill 10/6/2021 (Zero Coupon)	14,999,644	2.18			19,987,446	2.91
USD 17,000,000	United States Treasury Bill 1/7/2021 (Zero Coupon)	16,998,725	2.47	ノルウェー			
USD 15,500,000	United States Treasury Bill 12/8/2021 (Zero Coupon)	15,499,709	2.26	USD 7,500,000	DNB Bank ASA 15/7/2021 (Zero Coupon)	7,498,213	1.09
USD 15,000,000	United States Treasury Bill 26/8/2021 (Zero Coupon)	14,998,029	2.18			7,498,213	1.09
USD 15,000,000	United States Treasury Bill 2/9/2021 (Zero Coupon)	14,998,954	2.18	シンガポール			
USD 5,000,000	United States Treasury Bill 27/1/2022 (Zero Coupon)	4,997,000	0.73	USD 10,000,000	DBS Bank Ltd FRN 2/8/2021	9,997,244	1.46
		106,941,083	15.56	USD 13,500,000	Oversea-Chinese Banking Corp 14/6/2021 (Zero Coupon)	13,499,220	1.96
債券合計						23,496,464	3.42
譲渡性預金証書				スペイン			
	オーストラリア			USD 6,500,000	Banco Santander SA FRN 10/8/2021	6,497,978	0.94
USD 10,700,000	Westpac Banking Corp 0.39% 9/6/2021	10,700,000	1.56			6,497,978	0.94
	日本			スウェーデン			
USD 2,000,000	The Norinchukin Bank FRN 13/8/2021	2,000,026	0.29	USD 7,400,000	Nordea Bank Abp FRN 8/11/2021	7,394,738	1.08
		2,000,026	0.29	USD 5,000,000	Skandinaviska Enskilda Banken AB 26/7/2021 (Zero Coupon)	4,998,243	0.73
	スイス			USD 1,500,000	Skandinaviska Enskilda Banken AB 7/9/2021 (Zero Coupon)	1,499,306	0.22
USD 5,000,000	Credit Suisse AG FRN 15/2/2022	5,000,000	0.73	USD 10,100,000	Svenska Handelsbanken AB 5/10/2021 (Zero Coupon)	10,093,637	1.47
		5,000,000	0.73	USD 5,250,000	Svenska Handelsbanken AB FRN 5/5/2022	5,238,663	0.76
	米国						
USD 12,400,000	Bank of America NA 0.20% 1/12/2021	12,400,000	1.80				
USD 10,000,000	Bank of Montreal 0.27% 12/8/2021	10,000,000	1.45				
USD 10,000,000	Bank of Nova Scotia 0.28% 24/11/2021	10,000,000	1.46				
USD 6,000,000	Bank of Nova Scotia 0.23% 4/5/2022	6,000,000	0.87				
USD 7,000,000	BNP Paribas 0.22% 1/2/2022	7,000,000	1.02				
USD 4,500,000	Canadian Imperial Bank of Commerce 0.24% 4/5/2022	4,500,000	0.65				
USD 7,000,000	DZ Bank AG Deutsche Zentral Genoss 0.14% 9/7/2021	7,000,000	1.02				
USD 10,000,000	Mitsubishi Ufj Trust And Banking Corp 0.13% 16/8/2021	10,000,000	1.46				
USD 15,000,000	Mizuho Bank Ltd 0.22% 11/8/2021	15,000,000	2.18				

保有高	銘柄	時価 (米ドル)	純資産比率 (%)
USD 1,500,000	Swedbank AB 1/6/2021 (Zero Coupon)	1,500,000	0.22
USD 6,500,000	Swedbank AB 5/10/2021 (Zero Coupon)	6,496,360	0.94
		<u>37,220,947</u>	<u>5.42</u>
英国			
USD 7,000,000	Standard Chartered Bank FRN 4/5/2022	6,983,618	1.02
		<u>6,983,618</u>	<u>1.02</u>
米国			
USD 4,000,000	ABN Amro Funding USA LLC FRN 4/2/2022	3,994,213	0.58
USD 5,000,000	Barton Capital SA FRN 27/9/2021	4,996,558	0.73
USD 10,000,000	BNG Bank NV 1/6/2021 (Zero Coupon)	10,000,000	1.46
USD 3,000,000	CAFCO LLC FRN 1/9/2021	2,999,157	0.44
USD 4,000,000	Charta LLC FRN 1/9/2021	3,998,876	0.58
USD 8,465,000	Citigroup Global Markets Inc FRN 1/4/2022	8,447,844	1.23
USD 8,000,000	Crown Point Capital LLC 5/10/2021 (Zero Coupon)	7,991,600	1.16
USD 945,000	Fairway Finance Co LLC 2/6/2021 (Zero Coupon)	944,997	0.14
USD 6,000,000	Federation des Caisses Desjardins FRN 2/7/2021	5,999,251	0.87
USD 7,000,000	Federation Des Caisses Desjardins 3/6/2021 (Zero Coupon)	6,999,965	1.02
USD 11,500,000	FMS Wertmanagement 2/6/2021 (Zero Coupon)	11,499,954	1.67
USD 2,800,000	ING US Funding LLC FRN 18/2/2022	2,795,924	0.41
USD 4,500,000	Ionic Capital II Trust 16/6/2021 (Zero Coupon)	4,499,662	0.65
USD 15,000,000	JP Morgan Securities LLC FRN 4/4/2022	14,969,300	2.18
USD 10,000,000	La Fayette Asset Securitization LLC 16/6/2021 (Zero Coupon)	9,999,333	1.46

保有高	銘柄	時価 (米ドル)	純資産比率 (%)
USD 10,000,000	La Fayette Asset Securitization LLC 8/7/2021 (Zero Coupon)	9,998,458	1.45
USD 1,100,000	Lime Funding LLC 17/6/2021 (Zero Coupon)	1,099,917	0.16
USD 15,000,000	Macquarie Bank Ltd FRN 7/6/2021	14,999,587	2.18
USD 5,000,000	Macquarie Bank Ltd 27/8/2021 (Zero Coupon)	4,997,946	0.73
USD 8,000,000	Manhattan Asset Funding Co LLC 7/7/2021 (Zero Coupon)	7,999,311	1.16
USD 8,000,000	Mont Blanc Capital Corp FRN 10/8/2021	7,997,356	1.16
USD 15,000,000	Old Line Funding LLC FRN 17/6/2021	14,999,033	2.18
USD 5,000,000	Ridgefield Funding Co LLC 7/6/2021 (Zero Coupon)	4,999,758	0.73
USD 10,000,000	Societe Generale SA 2/6/2021 (Zero Coupon)	9,999,917	1.46
USD 3,000,000	Societe Generale SA 20/7/2021 (Zero Coupon)	2,999,143	0.44
USD 15,000,000	Suncorp Metway Ltd 31/8/2021 (Zero Coupon)	14,992,796	2.18
USD 5,000,000	Suncorp Metway Ltd FRN 7/9/2021	4,997,278	0.73
		<u>200,217,134</u>	<u>29.14</u>
		<u>385,720,249</u>	<u>56.13</u>

コマースヤル・ペーパー合計

公認の証券取引所に上場されているまたは

その他の規制市場で取引されている譲渡可能な

有価証券および短期金融商品合計

投資有価証券(時価)合計

その他の純資産

純資産合計(米ドル)

651,036,719	94.74
<u>651,036,719</u>	<u>94.74</u>
<u>36,100,164</u>	<u>5.26</u>
<u>687,136,883</u>	<u>100.00</u>

差金決済契約 (2021年 5月31日現在)

保有高	銘柄	取引相手	未実現純資産/(損) (米ドル)
デリバティブ金融商品			
差金決済契約			
	バミューダ		
(12,964)	Liberty Latin America Ltd `C`	Goldman Sachs	(25)
(19,812)	Liberty Latin America Ltd `C`	Morgan Stanley	1,932
			<u>1,907</u>
ブラジル			
13,100	Agrenco Ltd*	Morgan Stanley	(395)
(3)	Banco ABC Brasil SA (Pref)	Morgan Stanley	(1)
13,700	Laep Investments Ltd*	Goldman Sachs	(730)
24,300	Laep Investments Ltd*	Morgan Stanley	(1,280)
			<u>(2,406)</u>
カナダ			
744	Advanz Pharma Corp Ltd	Morgan Stanley	304
1,858	Bellatrix Exploration Ltd*	Morgan Stanley	(565)
(26,058)	Poseidon Concepts Corp*	Morgan Stanley	5,811
12,100	Sears Canada Inc*	Morgan Stanley	(6,175)
			<u>(625)</u>
ドイツ			
3,775	Perpetua Resources Corp	Barclays Bank	343,906
1,600	Perpetua Resources Corp	Goldman Sachs	145,024
			<u>488,930</u>

保有高	銘柄	取引相手	未実現純資産/(損) (米ドル)
	ハード島とマクドナルド諸島		
(16,176)	Eagle Bulk Shipping Inc	Barclays Bank	20,313
			<u>20,313</u>
	ペルー		
7,452	Tahoe Resources Inc	Morgan Stanley	—
			<u>—</u>
	シンガポール		
(948)	Maxeon Solar Technologies Ltd	Barclays Bank	19
			<u>19</u>
米国			
(3,830)	10X Genomics Inc `A`	Bank of America Merrill Lynch	(138,532)
(757)	10X Genomics Inc `A`	HSBC	(34,186)
(4,151)	10X Genomics Inc `A`	Morgan Stanley	(57,408)
12,111	180 Life Sciences Corp	Goldman Sachs	11,142
28,595	1-800-Flowers.com Inc `A`	Morgan Stanley	(44,608)
8,175	1Life Healthcare Inc	Bank of America Merrill Lynch	32,863
(741)	1Life Healthcare Inc	Bank of America Merrill Lynch	(2,979)
1,530	1Life Healthcare Inc	Barclays Bank	5,997
(2,046)	1Life Healthcare Inc	Barclays Bank	(8,020)
8,431	1Life Healthcare Inc	Goldman Sachs	33,892
13,923	1Life Healthcare Inc	Morgan Stanley	54,579
(1,773)	1Life Healthcare Inc	Morgan Stanley	(6,950)
5,723	1st Constitution Bancorp	Bank of America Merrill Lynch	6,810
3,831	1st Constitution Bancorp	Barclays Bank	(843)

保有高	銘柄	取引相手	未実現純資産/(損) (米ドル)
6,479	1st Constitution Bancorp	Goldman Sachs	7,710
24,122	1st Constitution Bancorp	HSBC	62,958
24,706	1st Constitution Bancorp	Morgan Stanley	(5,435)
(6,807)	1st Source Corp	Bank of America Merrill Lynch	(2,451)
(14,087)	1st Source Corp	Barclays Bank	(12,819)
(39,075)	1st Source Corp	Goldman Sachs	(14,067)
(19,836)	1st Source Corp	HSBC	(29,784)
(8,168)	1st Source Corp	Morgan Stanley	(7,433)
6,692	2U Inc	Bank of America Merrill Lynch	9,837
2,612	2U Inc	Barclays Bank	52
(1,322)	2U Inc	Goldman Sachs	(1,943)
(6,138)	3D Systems Corp	Bank of America Merrill Lynch	(41,125)
(6,177)	3D Systems Corp	Barclays Bank	(9,266)
(7,136)	3D Systems Corp	Goldman Sachs	(47,811)
(5,468)	3M Co	Barclays Bank	(2,351)
(6,435)	3M Co	HSBC	27,182
(13,155)	3M Co	Morgan Stanley	(5,657)
3,129	4D Molecular Therapeutics Inc	Bank of America Merrill Lynch	(512)
11,850	4D Molecular Therapeutics Inc	Barclays Bank	1,608
1,751	4D Molecular Therapeutics Inc	Goldman Sachs	(423)
1,304	4D Molecular Therapeutics Inc	HSBC	(452)
4,473	89bio Inc	Bank of America Merrill Lynch	(12,748)
9,658	8x8 Inc	Goldman Sachs	(3,863)
18,518	8x8 Inc	HSBC	(84,998)
3,449	8x8 Inc	Morgan Stanley	655

ブラックロック・ストラテジック・ファンズ ブラックロック・アメリカズ・ダイバーシファイド・エクイティ・アブソルート・リターン・ファンド

保有高	銘柄	取引相手	未実現評価増益/(損) (米ドル)	保有高	銘柄	取引相手	未実現評価増益/(損) (米ドル)	保有高	銘柄	取引相手	未実現評価増益/(損) (米ドル)
(3,485)	908 Devices Inc	Bank of America Merrill Lynch	(18,924)	(3,850)	ACADIA Pharmaceuticals Inc	Bank of America Merrill Lynch	(4,274)	7,042	ACI Worldwide Inc	HSBC	(3,732)
(3,605)	908 Devices Inc	Barclays Bank	(13,266)	5,322	ACADIA Pharmaceuticals Inc	Barclays Bank	5,428	23,646	ACI Worldwide Inc	Morgan Stanley	(39,489)
(1,147)	908 Devices Inc	Goldman Sachs	(6,228)	(1,922)	ACADIA Pharmaceuticals Inc	Barclays Bank	(1,960)	(900)	ACM Research Inc 'A'	Barclays Bank	(6,633)
6,749	A O Smith Corp	Barclays Bank	12,756	2,873	ACADIA Pharmaceuticals Inc	Goldman Sachs	3,189	(1,813)	ACM Research Inc 'A'	HSBC	(15,954)
8,026	A O Smith Corp	Goldman Sachs	1,605	1,732	ACADIA Pharmaceuticals Inc	HSBC	2,286	1,668	ACNB Corp	Bank of America Merrill Lynch	350
6,077	A O Smith Corp	HSBC	(7,171)	17,414	ACADIA Pharmaceuticals Inc	Morgan Stanley	17,763	5,858	ACNB Corp	Barclays Bank	3,749
(4,282)	A O Smith Corp	Morgan Stanley	(2,813)	30,289	Acadia Realty Trust (REIT)	Morgan Stanley	6,966	4,971	ACNB Corp	Goldman Sachs	1,044
4,577	A10 Networks Inc	Bank of America Merrill Lynch	1,922	26,272	Accel Entertainment Inc	Bank of America Merrill Lynch	(9,195)	13,805	ACNB Corp	HSBC	966
34,266	A10 Networks Inc	Goldman Sachs	14,392	24,405	Accel Entertainment Inc	Barclays Bank	5,613	14,025	ACNB Corp	Morgan Stanley	8,976
(22,029)	AAON Inc	Bank of America Merrill Lynch	26,745	(8,343)	AAR Corp	Goldman Sachs	(12,431)	1,855	ACRES Commercial Realty Corp (REIT)	Morgan Stanley	(371)
(3,456)	AAON Inc	Barclays Bank	380	1,616	Aaron's Co Inc	Bank of America Merrill Lynch	18	(2,581)	Activision Blizzard Inc	Bank of America Merrill Lynch	(12,776)
(9,197)	AAON Inc	Goldman Sachs	14,899	3,278	Aaron's Co Inc	Barclays Bank	4,513	13,117	Activision Blizzard Inc	Barclays Bank	9,838
(1,436)	AAON Inc	HSBC	(474)	6,353	Aaron's Co Inc	HSBC	15,722	16,065	Activision Blizzard Inc	Goldman Sachs	79,522
(9,442)	AAON Inc	Morgan Stanley	985	2,621	Aaron's Co Inc	Morgan Stanley	(77)	1,323	Actua Corp*	Bank of America Merrill Lynch	(1,191)
(6,357)	AAR Corp	Barclays Bank	(14,303)	(1,226)	Abbott Laboratories	Bank of America Merrill Lynch	110	(19,779)	Acushnet Holdings Corp	Barclays Bank	(36,196)
(8,343)	AAR Corp	Goldman Sachs	(12,431)	(2,241)	Abbott Laboratories	Barclays Bank	1,434	(1,092)	Acushnet Holdings Corp	Goldman Sachs	339
1,616	Aaron's Co Inc	Bank of America Merrill Lynch	18	(29,683)	Abbott Laboratories	Goldman Sachs	2,671	1,613	Acutus Medical Inc	Goldman Sachs	151
3,278	Aaron's Co Inc	Barclays Bank	4,513	10,082	AbbVie Inc	Barclays Bank	(27,322)	5,167	Acutus Medical Inc	Morgan Stanley	8,319
6,353	Aaron's Co Inc	HSBC	15,722	(1,789)	AbbVie Inc	Goldman Sachs	6,917	40,319	Adamas Pharmaceuticals Inc	Bank of America Merrill Lynch	18,984
2,621	Aaron's Co Inc	Morgan Stanley	(77)	11,509	Abeona Therapeutics Inc	Goldman Sachs	3,338	3,772	Adamas Pharmaceuticals Inc	Barclays Bank	1,660
(1,226)	Abbott Laboratories	Bank of America Merrill Lynch	110	24,840	Abeona Therapeutics Inc	Morgan Stanley	2,484	13,847	Adamas Pharmaceuticals Inc	Goldman Sachs	7,639
(2,241)	Abbott Laboratories	Barclays Bank	1,434	(20,241)	Abercrombie & Fitch Co 'A'	Barclays Bank	(102,419)	27,570	Adamas Pharmaceuticals Inc	Morgan Stanley	9,559
(29,683)	Abbott Laboratories	Goldman Sachs	2,671	916	ABIOMED Inc	Bank of America Merrill Lynch	15,233	681	Adams Resources & Energy Inc	Bank of America Merrill Lynch	(735)
10,082	AbbVie Inc	Barclays Bank	(27,322)	2,248	ABIOMED Inc	Barclays Bank	10,817	904	Adams Resources & Energy Inc	Barclays Bank	(145)
(1,789)	AbbVie Inc	Goldman Sachs	6,917	458	ABIOMED Inc	Goldman Sachs	2,981	736	Adams Resources & Energy Inc	Goldman Sachs	(795)
11,509	Abeona Therapeutics Inc	Goldman Sachs	3,338	704	ABIOMED Inc	HSBC	6,556	6,457	Adams Resources & Energy Inc	HSBC	(2,583)
24,840	Abeona Therapeutics Inc	Morgan Stanley	2,484	1,185	ABIOMED Inc	Morgan Stanley	5,670	3,128	Adams Resources & Energy Inc	Morgan Stanley	(500)
(20,241)	Abercrombie & Fitch Co 'A'	Barclays Bank	(102,419)	22,246	ABM Industries Inc	Bank of America Merrill Lynch	(66,516)	7,980	AdaptHealth Corp	Bank of America Merrill Lynch	16,598
916	ABIOMED Inc	Bank of America Merrill Lynch	15,233	39,117	ABM Industries Inc	Barclays Bank	12,126	(8,071)	AdaptHealth Corp	Barclays Bank	(8,555)
2,248	ABIOMED Inc	Barclays Bank	10,817	8,131	ABM Industries Inc	Goldman Sachs	(24,312)	8,398	AdaptHealth Corp	Goldman Sachs	17,468
458	ABIOMED Inc	Goldman Sachs	2,981	1,979	ABM Industries Inc	Morgan Stanley	613	(1,535)	AdaptHealth Corp	Goldman Sachs	(1,489)
704	ABIOMED Inc	HSBC	6,556	(14,205)	Acacia Research Corp	HSBC	2,699	(769)	AdaptHealth Corp	HSBC	(969)
1,185	ABIOMED Inc	Morgan Stanley	5,670	(39,504)	Acacia Research Corp	Morgan Stanley	9,876	(1,554)	AdaptHealth Corp	Morgan Stanley	(1,647)
22,246	ABM Industries Inc	Bank of America Merrill Lynch	(66,516)	5,891	Academy Sports & Outdoors Inc	Barclays Bank	16,907	3,843	AdaptHealth Corp	Morgan Stanley	4,074
39,117	ABM Industries Inc	Barclays Bank	12,126	8,625	Academy Sports & Outdoors Inc	Goldman Sachs	10,091	8,865	Adaptive Biotechnologies Corp	Barclays Bank	10,638
8,131	ABM Industries Inc	Goldman Sachs	(24,312)	(2,930)	Acadia Healthcare Co Inc	Bank of America Merrill Lynch	(2,520)	3,051	Adaptive Biotechnologies Corp	Goldman Sachs	10,373
1,979	ABM Industries Inc	Morgan Stanley	613	(6,640)	Acadia Healthcare Co Inc	Morgan Stanley	(10,690)	803	Adaptive Biotechnologies Corp	Morgan Stanley	964
(14,205)	Acacia Research Corp	HSBC	2,699	(7,686)	Acadia Healthcare Co Inc	Morgan Stanley	(12,374)	(808)	Addus HomeCare Corp	Barclays Bank	(1,252)
(39,504)	Acacia Research Corp	Morgan Stanley	9,876	916	ACADIA Pharmaceuticals Inc	Bank of America Merrill Lynch	1,017	(6,203)	Addus HomeCare Corp	Goldman Sachs	(11,041)
5,891	Academy Sports & Outdoors Inc	Barclays Bank	16,907	33,620	ACI Worldwide Inc	Barclays Bank	(56,145)	(4,974)	Addus HomeCare Corp	HSBC	647
8,625	Academy Sports & Outdoors Inc	Goldman Sachs	10,091	50,133	ACI Worldwide Inc	Goldman Sachs	(80,212)				
(2,930)	Acadia Healthcare Co Inc	Bank of America Merrill Lynch	(2,520)								
(6,640)	Acadia Healthcare Co Inc	Barclays Bank	(10,690)								
(2,705)	Acadia Healthcare Co Inc	Goldman Sachs	(2,326)								
1,489	Acadia Healthcare Co Inc	HSBC	2,319								
(7,686)	Acadia Healthcare Co Inc	Morgan Stanley	(12,374)								
916	ACADIA Pharmaceuticals Inc	Bank of America Merrill Lynch	1,017								

ブラックロック・ストラテジック・ファンズ ブラックロック・アメリカズ・ダイバーシファイド・エクイティ・アブソルート・リターン・ファンド

保有高	銘柄	取引相手	未実現評価増益/(損) (米ドル)	保有高	銘柄	取引相手	未実現評価増益/(損) (米ドル)	保有高	銘柄	取引相手	未実現評価増益/(損) (米ドル)
(3,536)	Addus HomeCare Corp	Morgan Stanley	(5,481)	5,340	Advanced Energy Industries Inc	Morgan Stanley	10,680	12,179	Aflac Inc	Goldman Sachs	3,199
(11,138)	Adicet Bio Inc	Barclays Bank	9,467					(21,986)	Aflac Inc	HSBC	(3,298)
(11,240)	Adient Plc	Barclays Bank	(27,431)	12,383	Advanced Micro Devices Inc	Bank of America	36,142	599	AGCO Corp	Bank of America	2,537
14,796	Adient Plc	Barclays Bank	35,658							Merrill Lynch	
(4,757)	Adient Plc	Goldman Sachs	(3,901)	11,623	Advanced Micro Devices Inc	Barclays Bank	6,411	2,686	AGCO Corp	Barclays Bank	13,242
313	Adient Plc	Goldman Sachs	257					4,589	AGCO Corp	Goldman Sachs	3,152
(13,476)	Adient Plc	HSBC	(21,562)	12,003	Advanced Micro Devices Inc	Goldman Sachs	64,188	203	AGCO Corp	HSBC	(1,961)
(5,349)	Adient Plc	Morgan Stanley	(12,891)					16,433	AGCO Corp	Morgan Stanley	60,718
72,719	ADMA Biologics Inc	Bank of America Merrill Lynch	1,454	3,190	Advanced Micro Devices Inc	HSBC	6,406	16,641	Agenus Inc	Bank of America Merrill Lynch	16,641
117,238	ADMA Biologics Inc	Barclays Bank	4,690	6,997	Advanced Micro Devices Inc	Morgan Stanley	16,162	47,075	Agenus Inc	Barclays Bank	10,827
81,548	ADMA Biologics Inc	Goldman Sachs	1,631					40,646	Agenus Inc	Goldman Sachs	40,646
33,193	ADMA Biologics Inc	HSBC	2,655	(3,827)	AdvanSix Inc	HSBC	(2,602)	16,438	Agenus Inc	Morgan Stanley	3,781
13,644	ADMA Biologics Inc	Morgan Stanley	546	11,095	Adverum	Bank of America	(1,331)	(25,249)	Agile Therapeutics Inc	Bank of America	(1,262)
553	Adobe Inc	Bank of America Merrill Lynch	1,817							Merrill Lynch	
				45,814	Adverum	Barclays Bank	1,833	(82,645)	Agile Therapeutics Inc	Barclays Bank	4,132
5,297	Adobe Inc	Barclays Bank	30,814					(8,293)	Agile Therapeutics Inc	HSBC	(1,659)
605	Adobe Inc	Goldman Sachs	13,213	15,788	Adverum	Goldman Sachs	(1,895)	1,303	Agilent Technologies Inc	Barclays Bank	865
608	Adobe Inc	HSBC	13,312								
13,344	Adobe Inc	Morgan Stanley	89,545	6,876	Adverum	Morgan Stanley	275	7,139	Agilent Technologies Inc	Goldman Sachs	57,255
(2,015)	ADT Inc	Barclays Bank	302								
(2,450)	ADT Inc	Morgan Stanley	368	(14,623)	AECOM	Goldman Sachs	22,373	18,985	Agilent Technologies Inc	Morgan Stanley	90,938
(16,940)	Adtalem Global Education Inc	Bank of America Merrill Lynch	22,211	15,109	Aeglea BioTherapeutics Inc	Goldman Sachs	(12,994)	(3,411)	Agiliti Inc	Bank of America Merrill Lynch	(24,355)
(4,036)	Adtalem Global Education Inc	Goldman Sachs	6,377	19,844	Aeglea BioTherapeutics Inc	Morgan Stanley	(7,342)	(5,498)	Agiliti Inc	Barclays Bank	(21,057)
(11,392)	Adtalem Global Education Inc	HSBC	10,253	(5,907)	Aemetis Inc	Barclays Bank	(13,350)	1,903	agilon health Inc	Bank of America Merrill Lynch	11,094
				(6,963)	Aemetis Inc	Goldman Sachs	(23,674)				
(17,337)	Adtalem Global Education Inc	Morgan Stanley	(3,987)	(4,647)	AerCap Holdings NV	Morgan Stanley	(12,268)	4,793	agilon health Inc	Barclays Bank	9,634
				(8,726)	Aerie Pharmaceuticals Inc	Bank of America Merrill Lynch	9,075	2,034	agilon health Inc	Goldman Sachs	8,905
18,837	ADTRAN Inc	HSBC	4,144					(4,25)	Agilysys Inc	Bank of America Merrill Lynch	(1,534)
1,840	Aduro Biotech Inc*	Barclays Bank	5,520	(7,552)	Aerie Pharmaceuticals Inc	Barclays Bank	6,948	(1,334)	Agilysys Inc	Barclays Bank	(774)
2,984	Aduro Biotech Inc*	Goldman Sachs	8,952					(2,694)	Agilysys Inc	Goldman Sachs	(8,999)
4,665	Aduro Biotech Inc*	Morgan Stanley	13,995	(9,506)	Aerie Pharmaceuticals Inc	Goldman Sachs	9,886	(12,916)	Agilysys Inc	Morgan Stanley	(7,491)
329	Advance Auto Parts Inc	Goldman Sachs	(233)	(3,310)	AeroVironment Inc	Goldman Sachs	(621)	(1,874)	Agios Pharmaceuticals Inc	Bank of America Merrill Lynch	(112)
				1,474	AerSale Corp	Bank of America Merrill Lynch	(206)	(3,804)	Agios Pharmaceuticals Inc	Merrill Lynch Barclays Bank	3,081
646	Advance Auto Parts Inc	Morgan Stanley	440	4,001	AES Corp	Bank of America Merrill Lynch	2,455	(4,157)	Agios Pharmaceuticals Inc	Goldman Sachs	(249)
(1,174)	Advance Auto Parts Inc	Morgan Stanley	1,080					(2,561)	Agios Pharmaceuticals Inc	Morgan Stanley	2,074
				24,516	AES Corp	Barclays Bank	(7,110)				
3,258	Advanced Drainage Systems Inc	Bank of America Merrill Lynch	1,924	(16,378)	AES Corp	Barclays Bank	4,750	(17,012)	AGNC Investment Corp (REIT)	Bank of America Merrill Lynch	(5,614)
				12,254	AES Corp	Goldman Sachs	1,371	(36,212)	AGNC Investment Corp (REIT)	Barclays Bank	1,448
7,440	Advanced Drainage Systems Inc	Barclays Bank	(12,875)	667	AES Corp	HSBC	(212)				
				(11,633)	AES Corp	HSBC	3,723				
5,365	Advanced Drainage Systems Inc	Goldman Sachs	2,822	5,605	AES Corp	Morgan Stanley	(863)				
				(27,135)	AES Corp	Morgan Stanley	7,869				
1,175	Advanced Drainage Systems Inc	HSBC	(2,319)	2,495	AFC Gamma Inc	Barclays Bank	1,198	2,309	AGNC Investment Corp (REIT)	Barclays Bank	(92)
				1,580	AFC Gamma Inc	Morgan Stanley	758	(20,142)	AGNC Investment Corp (REIT)	HSBC	(5,237)
16,599	Advanced Drainage Systems Inc	Morgan Stanley	(37,696)	(1,372)	Affiliated Managers Group Inc	Barclays Bank	(8,342)	(7,865)	AGNC Investment Corp (REIT)	Morgan Stanley	315
								(9,211)	Agree Realty Corp (REIT)	Bank of America Merrill Lynch	(8,198)
(3,743)	Advanced Emissions Solutions Inc	Bank of America Merrill Lynch	(9,133)	4,346	Affiliated Managers Group Inc	Morgan Stanley	28,032				
(16,628)	Advanced Emissions Solutions Inc	Barclays Bank	(13,136)	(435)	Affiliated Managers Group Inc	Morgan Stanley	734	(3,685)	Agree Realty Corp (REIT)	Barclays Bank	(995)
								(23,323)	Agree Realty Corp (REIT)	Goldman Sachs	(20,757)
(16,175)	Advanced Emissions Solutions Inc	HSBC	(53,539)	12,532	Affirmed NV	Barclays Bank	(2,130)	(4,066)	Agree Realty Corp (REIT)	HSBC	81
				(14,671)	Affirm Holdings Inc	Bank of America Merrill Lynch	(48,104)	(15,011)	Agree Realty Corp (REIT)	Morgan Stanley	(4,053)
(15,235)	Advanced Emissions Solutions Inc	Morgan Stanley	(12,036)	(11,103)	Affirm Holdings Inc	Barclays Bank	(85,049)	19,165	AgroFresh Solutions Inc	Bank of America Merrill Lynch	(2,683)
				(5,436)	Aflac Inc	Bank of America Merrill Lynch	(1,413)				
1,845	Advanced Energy Industries Inc	Bank of America Merrill Lynch	15,479								
2,418	Advanced Energy Industries Inc	Barclays Bank	4,836	678	Aflac Inc	Bank of America Merrill Lynch	3	14,500	AgroFresh Solutions Inc	Barclays Bank	(1,015)
								17,009	AgroFresh Solutions Inc	Goldman Sachs	(2,381)
3,628	Advanced Energy Industries Inc	Goldman Sachs	30,439	(23,591)	Aflac Inc	Barclays Bank	(7,313)	29,560	AgroFresh Solutions Inc	Morgan Stanley	(2,069)
				(9,317)	Aflac Inc	Goldman Sachs	(2,422)				

ブラックロック・ストラテジック・ファンズ ブラックロック・アメリカズ・ダイバーシファイド・エクイティ・アブソルート・リターン・ファンド

保有高	銘柄	取引相手	未実現評価増益/(損) (米ドル)	保有高	銘柄	取引相手	未実現評価増益/(損) (米ドル)	保有高	銘柄	取引相手	未実現評価増益/(損) (米ドル)
(586)	Air Lease Corp	Bank of America Merrill Lynch	(481)	4,721	Akoya Biosciences Inc	Goldman Sachs	3,069	(4,235)	Alexander's Inc (REIT)	Bank of America Merrill Lynch	(19,009)
5,083	Air Lease Corp	Bank of America Merrill Lynch	5,995	3,441	Akoya Biosciences Inc	Morgan Stanley	(4,026)	(5,399)	Alexander's Inc (REIT)	Barclays Bank	(33,417)
1,139	Air Lease Corp	Barclays Bank	663	(1,350)	Alamo Group Inc	Barclays Bank	(1,337)	(5,334)	Alexander's Inc (REIT)	Goldman Sachs	(24,907)
593	Air Lease Corp	Goldman Sachs	727	(3,609)	Alamo Group Inc	HSBC	24,794	(1,409)	Alexander's Inc (REIT)	HSBC	4,157
1,884	Air Lease Corp	HSBC	2,958	(1,293)	Alamo Group Inc	Morgan Stanley	(1,280)	(2,456)	Alexander's Inc (REIT)	Morgan Stanley	(15,129)
(13,450)	Air Lease Corp	Morgan Stanley	(17,889)	(7,950)	Alam.com Holdings Inc	Barclays Bank	(1,736)	(348)	Alexandria Real Estate Equities Inc (REIT)	Bank of America Merrill Lynch	(1,883)
(358)	Air Products and Chemicals Inc	Bank of America Merrill Lynch	712	(5,021)	Alam.com Holdings Inc	Goldman Sachs	(11,900)	2,156	Alexandria Real Estate Equities Inc (REIT)	Barclays Bank	582
2,245	Air Products and Chemicals Inc	Bank of America Merrill Lynch	(1,898)	(6,007)	Alam.com Holdings Inc	Morgan Stanley	(4,396)	(1,178)	Alexandria Real Estate Equities Inc (REIT)	Barclays Bank	(318)
(329)	Air Products and Chemicals Inc	Barclays Bank	(30)	(2,924)	Alaska Air Group Inc	Bank of America Merrill Lynch	307	8,953	Alexandria Real Estate Equities Inc (REIT)	Goldman Sachs	48,436
6,337	Air Products and Chemicals Inc	Barclays Bank	1,130	(5,704)	Alaska Air Group Inc	Barclays Bank	285	(1,739)	Alexandria Real Estate Equities Inc (REIT)	Goldman Sachs	(9,408)
701	Air Products and Chemicals Inc	Morgan Stanley	(86)	1,117	Alaska Air Group Inc	Barclays Bank	(56)	(1,157)	Alexandria Real Estate Equities Inc (REIT)	HSBC	1,018
(14,866)	Air Transport Services Group Inc	Bank of America Merrill Lynch	5,054	(8,364)	Alaska Air Group Inc	Goldman Sachs	8,773	2,825	Alexandria Real Estate Equities Inc (REIT)	Morgan Stanley	763
(18,054)	Air Transport Services Group Inc	Barclays Bank	(8,485)	3,021	Alaska Air Group Inc	Goldman Sachs	45	(1,756)	Alico Inc	Bank of America Merrill Lynch	931
(10,948)	Air Transport Services Group Inc	Goldman Sachs	3,722	9,232	Alaska Air Group Inc	HSBC	8,516	(8,827)	Alico Inc	Barclays Bank	883
(23,430)	Air Transport Services Group Inc	HSBC	20,384	(335)	Alaska Air Group Inc	Morgan Stanley	100	(13,828)	Alico Inc	Goldman Sachs	7,329
(9,052)	Air Transport Services Group Inc	Morgan Stanley	(4,254)	(2,889)	Alaska Air Group Inc	Morgan Stanley	(332)	(1,837)	Alico Inc	HSBC	(827)
1,923	Airbnb Inc	Barclays Bank	8,634	(361)	Albany International Corp 'A'	Bank of America Merrill Lynch	(1,227)	(5,761)	Alico Inc	Morgan Stanley	576
3,657	Airbnb Inc	Morgan Stanley	16,420	(576)	Albany International Corp 'A'	Goldman Sachs	(1,958)	802	Align Technology Inc	Bank of America Merrill Lynch	24,565
(6,303)	Airgain Inc	Bank of America Merrill Lynch	(5,799)	(8,321)	Albany International Corp 'A'	HSBC	(12,149)	2,001	Align Technology Inc	Barclays Bank	(28,615)
(3,644)	Airgain Inc	Barclays Bank	(292)	(13,718)	Albany International Corp 'A'	Morgan Stanley	(74,763)	583	Align Technology Inc	Goldman Sachs	17,857
(30,288)	Airgain Inc	Goldman Sachs	(27,133)	375	Albemarle Corp	Bank of America Merrill Lynch	(565)	890	Align Technology Inc	HSBC	31,729
(1,484)	Akamai Technologies Inc	Bank of America Merrill Lynch	(1,068)	(1,371)	Albemarle Corp	Barclays Bank	(10,347)	1,262	Align Technology Inc	Morgan Stanley	(18,047)
(840)	Akamai Technologies Inc	Barclays Bank	134	(657)	Albemarle Corp	Goldman Sachs	(5,323)	3,904	Aligos Therapeutics Inc	Bank of America Merrill Lynch	21,004
(3,796)	Akamai Technologies Inc	HSBC	(11,312)	(4,672)	Albemarle Corp	Morgan Stanley	(33)	2,054	Aligos Therapeutics Inc	Barclays Bank	(349)
(4,823)	Akamai Technologies Inc	Morgan Stanley	772	209	Albemarle Corp	Morgan Stanley	(33)	(2,416)	Alkermes Plc	Bank of America Merrill Lynch	(1,425)
4,700	Akazoo SA*	Bank of America Merrill Lynch	(5,452)	16,677	Albertsons Cos Inc	Bank of America Merrill Lynch	(5,337)	(33,562)	Alkermes Plc	Barclays Bank	(17,788)
5,417	Akazoo SA*	Barclays Bank	(6,284)	(3,536)	Albireo Pharma Inc	Goldman Sachs	(11,810)	(11,262)	Alkermes Plc	Goldman Sachs	(7,628)
11,200	Akazoo SA*	Goldman Sachs	(12,992)	(5,271)	Albireo Pharma Inc	HSBC	(23,983)	(1,327)	Alkermes Plc	Morgan Stanley	(703)
7,099	Akazoo SA*	Morgan Stanley	(8,256)	(5,351)	Albireo Pharma Inc	Morgan Stanley	(6,100)	(421)	Allakos Inc	Bank of America Merrill Lynch	276
(24,603)	Akebia Therapeutics Inc	Goldman Sachs	(2,460)	(9,862)	Alcoa Corp	Bank of America Merrill Lynch	9,961	(1,412)	Allakos Inc	Barclays Bank	(1,363)
6,019	Akero Therapeutics Inc	HSBC	(3,250)	(3,811)	Alcoa Corp	Barclays Bank	(12,081)	(1,603)	Allakos Inc	Goldman Sachs	(1,096)
1,323	Akero Therapeutics Inc	Morgan Stanley	(265)	16,953	Alcoa Corp	Barclays Bank	53,741	(2,815)	Allakos Inc	HSBC	(18,269)
5,236	Akouos Inc	Bank of America Merrill Lynch	52	9,817	Alcoa Corp	Goldman Sachs	10,985	(314)	Allakos Inc	Morgan Stanley	(598)
10,424	Akouos Inc	Barclays Bank	9,590	9,817	Alcoa Corp	Goldman Sachs	10,985	999	Alleghany Corp	Bank of America Merrill Lynch	2,387
3,397	Akouos Inc	HSBC	1,868	3,080	Alcoa Corp	HSBC	11,226	710	Alleghany Corp	Barclays Bank	1,519
(18,182)	Akouos Inc	Bank of America	(20,000)	(16,872)	Alcoa Corp	Morgan Stanley	(53,484)	43	Alleghany Corp	Goldman Sachs	367
(50,786)	Akoustis Technologies Inc	Merrill Lynch	(25,911)	(4,159)	Aldeyra Therapeutics Inc	HSBC	(1,996)	1,212	Alleghany Corp	Morgan Stanley	4,842
(4,969)	Akoustis Technologies Inc	HSBC	(5,118)	(2,614)	Alector Inc	Bank of America Merrill Lynch	667	(8,871)	Allegheny Technologies Inc	Bank of America Merrill Lynch	(5,677)
(2,048)	Akoustis Technologies Inc	Morgan Stanley	(1,126)	(2,096)	Alector Inc	Barclays Bank	184	(20,548)	Allegheny Technologies Inc	Barclays Bank	(24,863)
1,812	Akoya Biosciences Inc	Bank of America Merrill Lynch	(243)	(8,436)	Alector Inc	Goldman Sachs	(248)	(1,628)	Allegheny Technologies Inc	Goldman Sachs	(1,042)
1,734	Akoya Biosciences Inc	Barclays Bank	(2,029)	11,797	Alector Inc	Goldman Sachs	(248)	(4,271)	Allegheny Technologies Inc	HSBC	(2,947)
				13,568	Alerus Financial Corp	Barclays Bank	9,084	(34,211)	Allegheny Technologies Inc	Morgan Stanley	(41,395)
				24,447	Alerus Financial Corp	Goldman Sachs	11,126	(6,690)	Allegiance Bancshares Inc	Goldman Sachs	2,944
				14,999	Alerus Financial Corp	HSBC	108,300	(20,467)	Allegiance Bancshares Inc	HSBC	(1,433)
				29,715	Alexander & Baldwin Inc (REIT)	Merrill Lynch	15,467	(15,761)	Allegiance Bancshares Inc	Morgan Stanley	(1,734)
				40,703	Alexander & Baldwin Inc (REIT)	Barclays Bank	15,467	1,920	Allegiant Travel Co	Bank of America Merrill Lynch	(15,110)
				18,779	Alexander & Baldwin Inc (REIT)	Goldman Sachs	18,929	(2,267)	Allegiant Travel Co	Bank of America Merrill Lynch	9,637
				11,231	Alexander & Baldwin Inc (REIT)	HSBC	11,006	779	Allegiant Travel Co	Barclays Bank	(1,036)

ブラックロック・ストラテジック・ファンズ ブラックロック・アメリカズ・ダイバーシファイド・エクイティ・アブソルート・リターン・ファンド

保有高	銘柄	取引相手	未実現評価増益/(損) (米ドル)	保有高	銘柄	取引相手	未実現評価増益/(損) (米ドル)	保有高	銘柄	取引相手	未実現評価増益/(損) (米ドル)
(1,502)	Allegiant Travel Co	Barclays Bank	345	(1,245)	Alnylam	Goldman Sachs	(7,595)	7,320	Altisource Portfolio Solutions SA	Morgan Stanley	2,708
347	Allegiant Travel Co	Goldman Sachs	(2,731)		Pharmaceuticals Inc						
(1,612)	Allegiant Travel Co	Goldman Sachs	12,686	(246)	Alnylam	Morgan Stanley	(913)	(5,502)	Alto Ingredients Inc	Bank of America	(7,208)
1,527	Allegiant Travel Co	HSBC	(171)		Pharmaceuticals Inc					Merrill Lynch	
1,110	Allegiant Travel Co	Morgan Stanley	(255)	3,065	Alpha & Omega Semiconductor Ltd	Bank of America	8,337	(25,289)	Alto Ingredients Inc	Barclays Bank	(9,104)
2,871	Allegion Plc	Bank of America	4,450	1,960	Alpha & Omega Semiconductor Ltd	Merrill Lynch	1,691	1,801	Altra Industrial Motion Corp	Bank of America	(1,581)
		Merrill Lynch			Pharmaceuticals Inc	Barclays Bank				Merrill Lynch	
4,236	Allegion Plc	Barclays Bank	7,413	2,913	Alpha & Omega Semiconductor Ltd	Goldman Sachs	2,380	16,119	Altra Industrial Motion Corp	Barclays Bank	14,173
16,100	Allegion Plc	Goldman Sachs	24,006		Pharmaceuticals Inc			4,467	Altra Industrial Motion Corp	Goldman Sachs	(4,824)
6,479	Allegion Plc	HSBC	(13,412)		Pharmaceuticals Inc			3,134	Altra Industrial Motion Corp	HSBC	(972)
2,966	Allegion Plc	Morgan Stanley	5,190	3,654	Alpha & Omega Semiconductor Ltd	Morgan Stanley	3,907	16,430	Altra Industrial Motion Corp	Morgan Stanley	15,773
8,923	Allegro Microsystems Inc	Barclays Bank	11,689	(12,196)	Alpha Metallurgical Resources Inc	HSBC	(57,199)	8,908	Altria Group Inc	Barclays Bank	(9,799)
14,669	Allegro Microsystems Inc	Goldman Sachs	35,352	(4,722)	Alpha Metallurgical Resources Inc	Morgan Stanley	(17,708)	(34,418)	Altria Group Inc	Goldman Sachs	34,074
11,664	Allegro Microsystems Inc	Morgan Stanley	15,280		Resources Inc			(9,697)	Altria Group Inc	HSBC	14,158
(4,621)	ALLETE Inc	Bank of America	3,697	(5,004)	Alpha Pro Tech Ltd	Barclays Bank	400	(12,001)	Altria Group Inc	Morgan Stanley	13,201
		Merrill Lynch			Pharmaceuticals Inc	Bank of America	40,894	(3,972)	ALX Oncology Holdings Inc	Barclays Bank	(10,566)
(4,782)	ALLETE Inc	Barclays Bank	6,169	(5,004)	Alpha Pro Tech Ltd	Barclays Bank	400		ALX Oncology Holdings Inc	Goldman Sachs	(4,149)
(16,557)	ALLETE Inc	HSBC	38,743	602	Alphabet Inc 'A'	Bank of America	40,894	(2,344)	ALX Oncology Holdings Inc	Goldman Sachs	(4,149)
(45,170)	ALLETE Inc	Morgan Stanley	58,269	(49)	Alphabet Inc 'A'	Merrill Lynch	656		Amalgamated Financial Corp		
(622)	Alliance Data Systems Corp	Bank of America	(707)		Pharmaceuticals Inc	Bank of America	656	3,807	Amalgamated Financial Corp	Barclays Bank	(305)
		Merrill Lynch		719	Alphabet Inc 'A'	Merrill Lynch	(3,013)		Amalgamated Financial Corp	Goldman Sachs	3,772
(285)	Alliance Data Systems Corp	Barclays Bank	(1,161)	(14)	Alphabet Inc 'A'	Barclays Bank	59	29,015	Amalgamated Financial Corp	Goldman Sachs	3,772
(986)	Alliance Data Systems Corp	Goldman Sachs	1,035	486	Alphabet Inc 'A'	Goldman Sachs	33,014	2,147	A-Mark Precious Metals Inc	Bank of America	(2,233)
(1,096)	Alliance Data Systems Corp	Morgan Stanley	(1,033)	(23)	Alphabet Inc 'A'	Goldman Sachs	(1,562)		Merrill Lynch		
16,635	Alliance Data Systems Corp	Morgan Stanley	45,746	19	Alphabet Inc 'A'	HSBC	1,237	4,502	A-Mark Precious Metals Inc	Barclays Bank	(1,035)
31,890	Alliant Energy Corp	Goldman Sachs	21,366	(1,057)	Alphabet Inc 'A'	HSBC	(68,811)	(199)	Amazon.com Inc	Bank of America	9,417
45,309	Alliant Energy Corp	Morgan Stanley	(41,232)	(302)	Alphabet Inc 'A'	Morgan Stanley	1,265		Merrill Lynch		
2,773	Allied Motion Technologies Inc	Bank of America	(438)	11,486	Alphatec Holdings Inc	Bank of America	(4,135)	(621)	Amazon.com Inc	Barclays Bank	13,612
		Merrill Lynch			Pharmaceuticals Inc	Merrill Lynch		54	Amazon.com Inc	HSBC	787
7,645	Allied Motion Technologies Inc	Barclays Bank	(1,602)	5,386	Alphatec Holdings Inc	Barclays Bank	(4,040)	116	Amazon.com Inc	Morgan Stanley	(3,826)
				11,478	Alphatec Holdings Inc	Goldman Sachs	(4,132)	(1,960)	Ambac Financial Group Inc	Bank of America	(1,431)
3,257	Allied Motion Technologies Inc	Morgan Stanley	(2,899)	4,521	Alphatec Holdings Inc	HSBC	2,170		Merrill Lynch		
				888	Alphatec Holdings Inc	Morgan Stanley	(666)	(8,264)	Ambac Financial Group Inc	Barclays Bank	(3,636)
9,683	Allison Transmission Holdings Inc	Barclays Bank	(13,363)	(13,714)	Alpine Immune Sciences Inc	Bank of America	26,879	(7,738)	Ambac Financial Group Inc	HSBC	5,194
					Pharmaceuticals Inc	Merrill Lynch		(38,928)	Ambac Financial Group Inc	Morgan Stanley	(17,068)
(9,487)	Allison Transmission Holdings Inc	Barclays Bank	8,280	(11,987)	Alpine Immune Sciences Inc	Barclays Bank	2,877	896	Ambarella Inc	Bank of America	(386)
(13,559)	Allison Transmission Holdings Inc	Goldman Sachs	22,269	(40,789)	Alta Equipment Group Inc	Bank of America	7,750		Merrill Lynch		
					Pharmaceuticals Inc	Merrill Lynch		2,228	Ambarella Inc	Barclays Bank	1,824
2,599	Allison Transmission Holdings Inc	Morgan Stanley	(3,587)	(15,006)	Altabancorp	Bank of America	(38,415)	2,418	Ambarella Inc	Goldman Sachs	(808)
					Pharmaceuticals Inc	Merrill Lynch		246	Ambarella Inc	HSBC	758
(4,219)	Allison Transmission Holdings Inc	Morgan Stanley	5,822	(25,299)	Altabancorp	Barclays Bank	2,530	1,918	Ambarella Inc	Morgan Stanley	118
				(10,370)	Altabancorp	Goldman Sachs	(26,547)	3,380	AMC Entertainment Holdings Inc 'A'	Barclays Bank	42,047
(8,491)	Allogene Therapeutics Inc	Barclays Bank	(4,415)	(1,958)	Altabancorp	Morgan Stanley	196	(2,558)	AMC Entertainment Holdings Inc 'A'	HSBC	(26,017)
(4,202)	Allogene Therapeutics Inc	Morgan Stanley	(2,185)	10,654	Altair Engineering Inc 'A'	Barclays Bank	16,620		AMC Entertainment Holdings Inc 'A'		
(3,273)	AlloVir Inc	Goldman Sachs	(839)	11,253	Altair Engineering Inc 'A'	Goldman Sachs	24,194	(598)	AMC Networks Inc 'A'	Bank of America	(1,746)
(2,882)	AlloVir Inc	Morgan Stanley	1,400	1,588	Alteryx Inc 'A'	Bank of America	1,095		Merrill Lynch		
47,120	Allscripts Healthcare Solutions Inc	Barclays Bank	25,445	10,047	Alteryx Inc 'A'	Barclays Bank	16,477	(11,134)	AMC Networks Inc 'A'	Barclays Bank	(36,297)
				11,038	Alteryx Inc 'A'	Goldman Sachs	7,616	(1,309)	AMC Networks Inc 'A'	Goldman Sachs	(5,788)
42,152	Allscripts Healthcare Solutions Inc	Morgan Stanley	22,762	417	Alteryx Inc 'A'	HSBC	73	(821)	AMC Networks Inc 'A'	Morgan Stanley	(2,676)
				4,762	Alteryx Inc 'A'	Morgan Stanley	5,421	85,384	Amcor Plc	Bank of America	(41,838)
4,688	Allstate Corp	Bank of America	(11,298)	(4,245)	Altice USA Inc 'A'	Barclays Bank	4,882			Merrill Lynch	
		Merrill Lynch		2,688	Altice USA Inc 'A'	HSBC	(4,702)	26,505	Amcor Plc	Barclays Bank	(3,711)
6,253	Allstate Corp	Barclays Bank	(3,939)	(8,200)	Altimmune Inc	Barclays Bank	(5,000)	73,769	Amcor Plc	Goldman Sachs	(36,147)
5,569	Allstate Corp	Goldman Sachs	(13,421)	(5,402)	Altimmune Inc	Goldman Sachs	8,265	37,779	Amcor Plc	Morgan Stanley	(5,289)
(5,971)	Allstate Corp	HSBC	(12,659)	12,281	Altisource Portfolio Solutions SA	Bank of America	3,085	(10,248)	Amdocs Ltd	Bank of America	(141)
2,141	Allstate Corp	Morgan Stanley	(1,349)		Pharmaceuticals Inc	Merrill Lynch				Merrill Lynch	
20,223	Ally Financial Inc	Barclays Bank	24,268	7,472	Altisource Portfolio Solutions SA	Barclays Bank	2,765	4,806	Amdocs Ltd	Bank of America	48
21,580	Ally Financial Inc	Goldman Sachs	11,437	14,740	Altisource Portfolio Solutions SA	Goldman Sachs	7,812	(19,551)	Amdocs Ltd	Barclays Bank	(6,528)
24,766	Ally Financial Inc	HSBC	25,757		Pharmaceuticals Inc			(13,584)	Amdocs Ltd	Goldman Sachs	(291)
15,379	Ally Financial Inc	Morgan Stanley	11,597	2,654	Altisource Portfolio Solutions SA	HSBC	2,229	(2,159)	Amdocs Ltd	Morgan Stanley	(691)
(1,387)	Ally Financial Inc	Morgan Stanley	(1,664)		Pharmaceuticals Inc			247	Amedisys Inc	Goldman Sachs	(634)
211	Alnylam Pharmaceuticals Inc	Goldman Sachs	1,287		Pharmaceuticals Inc			(2,214)	Amedisys Inc	Morgan Stanley	1,174

ブラックロック・ストラテジック・ファンズ ブラックロック・アメリカズ・ダイバーシファイド・エクイティ・アブソルート・リターン・ファンド

保有高	銘柄	取引相手	未実現評価益/(損) (米ドル)	保有高	銘柄	取引相手	未実現評価益/(損) (米ドル)	保有高	銘柄	取引相手	未実現評価益/(損) (米ドル)
242	Amedisys Inc	Morgan Stanley	(184)	11,595	American Eagle Outfitters Inc	HSBC	(10,053)	(40,218)	American Software Inc 'A'	Goldman Sachs	(19,305)
5,031	Amerant Bancorp Inc	Bank of America	4,472					(1,020)	American Software Inc 'A'	Morgan Stanley	17
		Merrill Lynch		25,944	American Eagle Outfitters Inc	Morgan Stanley	68,688	2,247	American States Water Co	Barclays Bank	449
14,157	Amerant Bancorp Inc	Barclays Bank	14,985	(9,386)	American Electric Power Co Inc	Bank of America	(5,162)	(1,863)	American States Water Co	Barclays Bank	(373)
1,525	Amerant Bancorp Inc	Goldman Sachs	1,113	(30,452)	American Electric Power Co Inc	Merrill Lynch	16,218	3,548	American States Water Co	Goldman Sachs	6,706
5,715	Amerant Bancorp Inc	HSBC	17,152	(20,802)	American Electric Power Co Inc	Goldman Sachs	(10,312)	14,389	American States Water Co	HSBC	6,331
196	AMERCO	Bank of America	(8,485)	(13,987)	American Electric Power Co Inc	HSBC	21,820	(3,311)	American States Water Co	Morgan Stanley	(662)
		Merrill Lynch		(26,832)	American Electric Power Co Inc	Morgan Stanley	15,294	(25,998)	American Superconductor Corp	Morgan Stanley	(9,879)
124	AMERCO	Goldman Sachs	(5,368)	(5,098)	American Equity Investment Life Holding Co	Morgan Stanley	(2,549)	(8,201)	American Vanguard Corp	Goldman Sachs	4,839
1,361	AMERCO	HSBC	(77,523)	615	American Express Co	Barclays Bank	916	(27,291)	American Vanguard Corp	HSBC	32,476
1,098	AMERCO	Morgan Stanley	(3,393)	(983)	American Express Co	Barclays Bank	133	(16,139)	American Vanguard Corp	Morgan Stanley	3,551
10,296	Ameren Corp	Barclays Bank	(4,736)	10,272	American Express Co	Goldman Sachs	33,589	(1,767)	American Water Works Co Inc	Bank of America	(7,368)
5,465	Ameren Corp	HSBC	(8,963)	(309)	American Express Co	Goldman Sachs	(525)	(5,172)	American Water Works Co Inc	Merrill Lynch	(931)
57,206	Ameren Corp	Morgan Stanley	(26,315)	8,481	American Express Co	Morgan Stanley	12,637	(937)	American Water Works Co Inc	Goldman Sachs	(3,907)
2,517	Ameresco Inc 'A'	Bank of America	11,150	(10,018)	American Express Co	Morgan Stanley	(17,810)	(1,261)	American Water Works Co Inc	Morgan Stanley	(227)
		Merrill Lynch		63,430	American Finance Trust Inc (REIT)	Morgan Stanley	133	(1,118)	American Well Corp 'A'	Bank of America Merrill Lynch	(525)
1,047	Ameresco Inc 'A'	Barclays Bank	2,262	(7,487)	American Financial Group Inc	Barclays Bank	(9,883)	(6,294)	American Well Corp 'A'	Barclays Bank	(5,790)
10,778	Ameresco Inc 'A'	Morgan Stanley	23,280	(5,123)	American Financial Group Inc	Morgan Stanley	(6,762)	(2,284)	American Woodmark Corp	Bank of America	20,373
7,166	American Airlines Group Inc	Barclays Bank	8,958	(167)	American Homes 4 Rent 'A'(REIT)	Bank of America Merrill Lynch	(75)	(2,429)	American Woodmark Corp	Barclays Bank	16,833
11,957	American Airlines Group Inc	Goldman Sachs	10,642	(6,070)	American Homes 4 Rent 'A'(REIT)	Barclays Bank	304	(9,336)	American Woodmark Corp	Goldman Sachs	78,126
(43,551)	American Airlines Group Inc	Goldman Sachs	(73,277)	(54,906)	American Homes 4 Rent 'A'(REIT)	HSBC	(60,397)	921	America's Car-Mart Inc	Goldman Sachs	11,918
5,160	American Assets Trust Inc (REIT)	Bank of America	5,882	(32,691)	American Homes 4 Rent 'A'(REIT)	Morgan Stanley	1,635	1,800	Americold Realty Trust (REIT)	Bank of America Merrill Lynch	144
3,855	American Assets Trust Inc (REIT)	Barclays Bank	3,123	2,875	American International Group Inc	Barclays Bank	2,760	2,746	Americold Realty Trust (REIT)	Barclays Bank	82
4,535	American Assets Trust Inc (REIT)	Goldman Sachs	5,170	14,942	American National Bankshares Inc	Bank of America Merrill Lynch	(10,310)	(8,353)	Americold Realty Trust (REIT)	Goldman Sachs	(194)
32,087	American Assets Trust Inc (REIT)	HSBC	52,623	7,750	American National Bankshares Inc	Goldman Sachs	(5,348)	2,691	Americold Realty Trust (REIT)	Goldman Sachs	215
39,834	American Assets Trust Inc (REIT)	Morgan Stanley	32,266	(1,824)	American National Group Inc	Merrill Lynch	(2,186)	4,435	Americold Realty Trust (REIT)	HSBC	(2,528)
(4,348)	American Axle & Manufacturing Holdings Inc	Bank of America	(1,696)	643	American National Group Inc	Barclays Bank	(2,186)	(29,647)	Americold Realty Trust (REIT)	Morgan Stanley	(889)
(2,354)	American Axle & Manufacturing Holdings Inc	Barclays Bank	(659)	(3,511)	American National Group Inc	Goldman Sachs	(691)	1,527	Ameriprise Financial Inc	Bank of America Merrill Lynch	385
(34,760)	American Axle & Manufacturing Holdings Inc	HSBC	(29,546)	(299)	American National Group Inc	Morgan Stanley	23	938	Ameriprise Financial Inc	Goldman Sachs	3,623
(26,975)	American Axle & Manufacturing Holdings Inc	Morgan Stanley	(7,553)	(13,301)	American Outdoor Brands Inc	Barclays Bank	(12,636)	(532)	Ameriprise Financial Inc	HSBC	2,266
18,901	American Campus Communities Inc (REIT)	Barclays Bank	22,681	(3,726)	American Outdoor Brands Inc	Morgan Stanley	(258)	(955)	Ameris Bancorp	Bank of America Merrill Lynch	(35)
(5,561)	American Campus Communities Inc (REIT)	Barclays Bank	(6,673)	(13,987)	American Electric Power Co Inc	Merrill Lynch	(12,636)	(22,177)	Ameris Bancorp	Goldman Sachs	34,818
10,108	American Campus Communities Inc (REIT)	Goldman Sachs	5,054	(272)	American Outdoor Brands Inc	Morgan Stanley	(258)	(12,299)	Ameris Bancorp	HSBC	10,208
(16,275)	American Campus Communities Inc (REIT)	Goldman Sachs	(8,138)	2,619	American Public Education Inc	Goldman Sachs	(52)	(18,100)	Ameris Bancorp	Morgan Stanley	21,177
6,391	American Campus Communities Inc (REIT)	HSBC	4,665	(13,301)	American Public Education Inc	Goldman Sachs	(52)	(12,820)	AMERISAFE Inc	Barclays Bank	(6,795)
(603)	American Campus Communities Inc (REIT)	HSBC	(440)	(13,301)	American Public Education Inc	Goldman Sachs	(52)	(11,934)	AMERISAFE Inc	Goldman Sachs	13,247
8,546	American Campus Communities Inc (REIT)	Morgan Stanley	10,255	(13,301)	American Public Education Inc	Goldman Sachs	(52)	(4,214)	AMERISAFE Inc	HSBC	(6,279)
(726)	American Campus Communities Inc (REIT)	Morgan Stanley	59	(13,301)	American Public Education Inc	Goldman Sachs	(52)	(9,605)	AMERISAFE Inc	Morgan Stanley	(5,091)
12,360	American Eagle Outfitters Inc	Bank of America	(22,124)	(13,301)	American Public Education Inc	Goldman Sachs	(52)	5,798	AmersourceBergen Corp	Bank of America Merrill Lynch	(19,539)
25,720	American Eagle Outfitters Inc	Barclays Bank	67,712	(13,301)	American Public Education Inc	Morgan Stanley	344	2,589	AmersourceBergen Corp	Barclays Bank	(6,727)
31,470	American Eagle Outfitters Inc	Goldman Sachs	(56,331)	(13,301)	American Realty Investors Inc	Barclays Bank	(61)	9,661	AmersourceBergen Corp	Goldman Sachs	(31,536)
				(73,007)	American Software Inc 'A'	Barclays Bank	(2,920)	2,648	AmersourceBergen Corp	HSBC	(18,685)
								6,244	AmersourceBergen Corp	Morgan Stanley	(23,602)

ブラックロック・ストラテジック・ファンズ ブラックロック・アメリカズ・ダイバーシファイド・エクイティ・アブソルート・リターン・ファンド

保有高	銘柄	取引相手	未実現損益(米ドル)	保有高	銘柄	取引相手	未実現損益(米ドル)	保有高	銘柄	取引相手	未実現損益(米ドル)
(14,471)	Ames National Corp	Bank of America Merrill Lynch	7,525	(9,185)	AnaptysBio Inc	Barclays Bank	7,256	32,849	Antero Resources Corp	Morgan Stanley	5,584
(7,994)	Ames National Corp	Barclays Bank	2,398	(2,055)	AnaptysBio Inc	Goldman Sachs	4,213	1,689	Anthem Inc	Morgan Stanley	6,553
(24,106)	Ames National Corp	Goldman Sachs	12,535	(1,480)	Anavex Life Sciences Corp	Bank of America Merrill Lynch	(1,732)	(2,845)	Aon Plc 'A'	Barclays Bank	(541)
(1,650)	Ames National Corp	HSBC	(83)	(6,340)	Anavex Life Sciences Corp	Goldman Sachs	(7,418)	(507)	Aon Plc 'A'	Goldman Sachs	190
(4,150)	Ames National Corp	Morgan Stanley	1,245	(6,055)	Anavex Life Sciences Corp	Morgan Stanley	(6,237)	(3,738)	APA Corp	Bank of America Merrill Lynch	5,084
17,538	AMETEK Inc	Morgan Stanley	24,729	1,635	Andersons Inc	Bank of America Merrill Lynch	98	(49,667)	APA Corp	Barclays Bank	3,973
(484)	Amgen Inc	Goldman Sachs	6,989	16,260	Andersons Inc	Barclays Bank	(325)	(9,850)	APA Corp	Goldman Sachs	13,396
(339)	Amgen Inc	HSBC	4,977	9,159	Andersons Inc	Goldman Sachs	584	(36,848)	APA Corp	Morgan Stanley	2,948
6,350	Amgen Inc	Morgan Stanley	(62,294)	3,698	Andersons Inc	HSBC	41	(3,944)	Apartment Income Corp (REIT)	Bank of America Merrill Lynch	(7,336)
12,108	Amicus Therapeutics Inc	Bank of America Merrill Lynch	363	13,440	Andersons Inc	Morgan Stanley	3	(3,770)	Apartment Income Corp (REIT)	Barclays Bank	(2,149)
(2,685)	Amicus Therapeutics Inc	Barclays Bank	(752)	(29,173)	Angi Inc	Bank of America Merrill Lynch	(46,917)	1,086	Apartment Income Corp (REIT)	Barclays Bank	619
18,974	Amicus Therapeutics Inc	Barclays Bank	5,313	(30,399)	Angi Inc	Barclays Bank	7,397	(13,528)	Apartment Income Corp (REIT)	HSBC	(28,544)
6,137	Amicus Therapeutics Inc	Goldman Sachs	184	(53,540)	Angi Inc	Goldman Sachs	(85,084)	(7,577)	Apartment Income Corp (REIT)	Morgan Stanley	(4,319)
(8,985)	Amicus Therapeutics Inc	HSBC	1,168	(3,847)	Angi Inc	HSBC	(6,155)	92,995	Apartment Investment and Management Co 'A' (REIT)	Barclays Bank	2,790
(7,509)	Amicus Therapeutics Inc	Morgan Stanley	(2,103)	(22,451)	Angi Inc	Morgan Stanley	5,837	139,569	Apartment Investment and Management Co 'A' (REIT)	Goldman Sachs	51,641
15,474	Amicus Therapeutics Inc	Morgan Stanley	4,333	3,938	AngioDynamics Inc	Goldman Sachs	(79)	27,862	Apartment Investment and Management Co 'A' (REIT)	Morgan Stanley	836
(18,732)	Amkor Technology Inc	Bank of America Merrill Lynch	(33,530)	16,555	AngioDynamics Inc	Morgan Stanley	(14,072)	(988)	Apellis Pharmaceuticals Inc	Bank of America Merrill Lynch	(3,181)
(10,538)	Amkor Technology Inc	Barclays Bank	(7,376)	8,900	Angion Biomedica Corp	Bank of America Merrill Lynch	14,418	(6,705)	Apellis Pharmaceuticals Inc	Barclays Bank	(60,881)
(14,506)	Amkor Technology Inc	Goldman Sachs	(25,966)	3,617	Angion Biomedica Corp	Barclays Bank	904	(13,220)	Apellis Pharmaceuticals Inc	Goldman Sachs	(42,569)
(43,450)	Amkor Technology Inc	Morgan Stanley	(30,415)	2,845	Angion Biomedica Corp	Morgan Stanley	711	(3,142)	Apellis Pharmaceuticals Inc	HSBC	(34,970)
(4,487)	AMMO Inc	Barclays Bank	(2,558)	(6,656)	ANI Pharmaceuticals Inc	Bank of America Merrill Lynch	16,174	(17,708)	Apellis Pharmaceuticals Inc	Morgan Stanley	(20,975)
(3,881)	AMMO Inc	Morgan Stanley	105	(8,869)	ANI Pharmaceuticals Inc	Barclays Bank	4,878	(2,310)	API Group Corp	Bank of America Merrill Lynch	(30,812)
849	AMN Healthcare Services Inc	Goldman Sachs	(425)	(18,693)	ANI Pharmaceuticals Inc	Goldman Sachs	45,424	(25,064)	API Group Corp	Barclays Bank	(24,061)
8,751	AMN Healthcare Services Inc	Morgan Stanley	(12,514)	(2,632)	ANI Pharmaceuticals Inc	HSBC	(3,816)	4,479	API Group Corp	Barclays Bank	4,300
(5,311)	Ansal Pharmaceuticals Inc	Barclays Bank	(53)	(3,745)	ANI Pharmaceuticals Inc	Morgan Stanley	2,060	(15,461)	API Group Corp	Goldman Sachs	(26,902)
(58,401)	Ansal Pharmaceuticals Inc	Goldman Sachs	7,008	(4,762)	Anika Therapeutics Inc	Bank of America Merrill Lynch	(18,238)	(6,639)	API Group Corp	Morgan Stanley	(133)
9,232	Amphastar Pharmaceuticals Inc	Bank of America Merrill Lynch	(9,601)	(7,909)	Anika Therapeutics Inc	Barclays Bank	(21,908)	(9,167)	Apogee Enterprises Inc	Bank of America Merrill Lynch	(5,806)
26,407	Amphastar Pharmaceuticals Inc	Barclays Bank	(22,182)	133,795	Annaly Capital Management Inc (REIT)	Bank of America Merrill Lynch	13,380	(5,111)	Apogee Enterprises Inc	Barclays Bank	(1,650)
20,615	Amphastar Pharmaceuticals Inc	Goldman Sachs	(21,440)	124,453	Annaly Capital Management Inc (REIT)	Barclays Bank	1,245	(11,031)	Apogee Enterprises Inc	Goldman Sachs	(8,363)
22,933	Amphastar Pharmaceuticals Inc	HSBC	(5,275)	4,557	Annaly Capital Management Inc (REIT)	Goldman Sachs	456	(7,840)	Apogee Enterprises Inc	Morgan Stanley	(1,635)
73,260	Amphastar Pharmaceuticals Inc	Morgan Stanley	(61,538)	9,141	Annaly Capital Management Inc (REIT)	HSBC	27	(29,912)	Apollo Commercial Real Estate Finance Inc (REIT)	Morgan Stanley	(7,179)
(9,867)	Amphenol Corp 'A'	Bank of America Merrill Lynch	(4,404)	(4,701)	Annexon Inc	Bank of America Merrill Lynch	(1,692)	17,292	Apollo Global Management Inc	Barclays Bank	(2,094)
(28,877)	Amphenol Corp 'A'	Barclays Bank	(4,276)	(637)	Annexon Inc	Barclays Bank	(363)	(18,298)	Apollo Medical Holdings Inc	Barclays Bank	732
(7,075)	Amphenol Corp 'A'	Goldman Sachs	(1,397)	(6,079)	Annexon Inc	Goldman Sachs	(2,188)	(10,872)	Apollo Medical Holdings Inc	HSBC	(2,935)
(1,622)	Amphenol Corp 'A'	HSBC	(324)	(625)	ANSYS Inc	Barclays Bank	519	(4,192)	Apollo Medical Holdings Inc	Morgan Stanley	168
(43,714)	Amphenol Corp 'A'	Morgan Stanley	(8,306)	773	ANSYS Inc	Barclays Bank	(642)	(3,551)	Appfolio Inc 'A'	Bank of America Merrill Lynch	(30,680)
6,614	Amyris Inc	Bank of America Merrill Lynch	11,145	(343)	ANSYS Inc	Goldman Sachs	(5,732)	(5,204)	Appfolio Inc 'A'	Barclays Bank	(4,735)
10,696	Amyris Inc	Barclays Bank	8,985	886	ANSYS Inc	Goldman Sachs	1,277	(4,617)	Appfolio Inc 'A'	Goldman Sachs	(39,126)
2,887	Amyris Inc	Goldman Sachs	4,865	(1,135)	ANSYS Inc	HSBC	(16,764)	(672)	Appfolio Inc 'A'	HSBC	(5,060)
3,272	Amyris Inc	HSBC	9,129	(3,277)	ANSYS Inc	Morgan Stanley	2,720	(1,972)	Appfolio Inc 'A'	Morgan Stanley	(1,795)
1,810	Amyris Inc	Morgan Stanley	1,520	429	ANSYS Inc	Morgan Stanley	(356)	1,341	Appian Corp	Bank of America Merrill Lynch	12,042
(607)	Analog Devices Inc	Bank of America Merrill Lynch	(679)	(44,735)	Antares Pharma Inc	Bank of America Merrill Lynch	3,131	(2,826)	Appian Corp	Barclays Bank	(18,058)
(13,419)	Analog Devices Inc	Barclays Bank	(28,046)	(20,970)	Antares Pharma Inc	Barclays Bank	2,307	1,103	Appian Corp	Barclays Bank	7,048
(3,751)	Analog Devices Inc	Goldman Sachs	(61,892)	(24,065)	Antares Pharma Inc	HSBC	(4,091)	1,008	Appian Corp	Goldman Sachs	9,051
(1,154)	Analog Devices Inc	HSBC	(15,937)	(9,830)	Antares Pharma Inc	Morgan Stanley	1,081	966	Appian Corp	HSBC	3,168
8,728	Analog Devices Inc	Morgan Stanley	18,242	(7,697)	Anterix Inc	Bank of America Merrill Lynch	(18,319)	(276)	Appian Corp	Morgan Stanley	1,764
(2,100)	Analog Devices Inc	Morgan Stanley	(4,389)	(987)	Anterix Inc	Barclays Bank	(1,086)	(2,826)	Appian Corp	Barclays Bank	(18,058)
(7,972)	Anaplan Inc	Bank of America Merrill Lynch	13,154	(3,032)	Anterix Inc	Goldman Sachs	(3,811)	1,103	Appian Corp	Barclays Bank	7,048
(14,724)	Anaplan Inc	Barclays Bank	91,142	(2,171)	Anterix Inc	HSBC	(2,974)	1,008	Appian Corp	Goldman Sachs	9,051
(8,785)	Anaplan Inc	HSBC	26,355	(6,466)	Anterix Inc	Morgan Stanley	(7,113)	966	Appian Corp	HSBC	3,168
(1,395)	Anaplan Inc	Morgan Stanley	8,635	26,318	Antero Midstream Corp	Bank of America Merrill Lynch	(8,422)	(276)	Appian Corp	Morgan Stanley	1,764

ブラックロック・ストラテジック・ファンズ ブラックロック・アメリカズ・ダイバーシファイド・エクイティ・アブソルート・リターン・ファンド

保有高	銘柄	取引相手	未実現評価増益/(損) (米ドル)	保有高	銘柄	取引相手	未実現評価増益/(損) (米ドル)	保有高	銘柄	取引相手	未実現評価増益/(損) (米ドル)
(39,685)	Apple Hospitality Inc (REIT)	Bank of America Merrill Lynch	(16,109)	4,764	AptarGroup Inc	HSBC	(38,922)	(4,174)	Arconic Corp	Goldman Sachs	(938)
(48,384)	Apple Hospitality Inc (REIT)	Barclays Bank	(20,395)	7,687	AptarGroup Inc	Morgan Stanley	(14,990)	(11,433)	Arconic Corp	Morgan Stanley	(10,176)
(43,631)	Apple Hospitality Inc (REIT)	Goldman Sachs	(16,200)	(1,528)	AptarGroup Inc	Morgan Stanley	2,980	(4,799)	Arcosa Inc	Bank of America Merrill Lynch	(5,110)
(5,597)	Apple Hospitality Inc (REIT)	HSBC	(2,947)	1,768	Aptevo Therapeutics Inc	Bank of America Merrill Lynch	5,304	(24,161)	Arcosa Inc	Barclays Bank	(19,447)
(73,152)	Apple Hospitality Inc (REIT)	Morgan Stanley	(28,248)	14,633	Aptinyx Inc	Goldman Sachs	(293)	(6,365)	Arcosa Inc	Goldman Sachs	(8,149)
14,925	Apple Inc	Bank of America Merrill Lynch	(24,097)	40,945	Aptinyx Inc	HSBC	3,276	(1,292)	Arcosa Inc	Morgan Stanley	(1,202)
21,765	Apple Inc	Barclays Bank	(54,195)	61,021	Aptinyx Inc	Morgan Stanley	(3,661)	(2,211)	Arcturus Therapeutics Holdings Inc	Bank of America Merrill Lynch	(1,039)
1,326	Apple Inc	Goldman Sachs	(1,852)	(664)	Aptiv Plc	Bank of America Merrill Lynch	(8,083)	(3,965)	Arcturus Therapeutics Holdings Inc	Barclays Bank	(3,727)
2,363	Apple Inc	HSBC	(1,731)	(2,272)	Aptiv Plc	Barclays Bank	(20,357)	(4,167)	Arcturus Therapeutics Holdings Inc	Goldman Sachs	(1,958)
15,079	Applied Genetic Technologies Corp	Bank of America Merrill Lynch	2,563	2,262	Aptiv Plc	Goldman Sachs	25,742	(840)	Arcturus Therapeutics Holdings Inc	HSBC	(260)
4,641	Applied Genetic Technologies Corp	Goldman Sachs	789	5,844	Aptiv Plc	HSBC	38,804	(6,695)	Arcus Biosciences Inc	Bank of America Merrill Lynch	21,089
5,742	Applied Genetic Technologies Corp	HSBC	1,148	(5,072)	Aptiv Plc	Morgan Stanley	(45,445)	(2,934)	Arcus Biosciences Inc	Merrill Lynch	(792)
21,202	Applied Industrial Technologies Inc	Bank of America Merrill Lynch	(100,285)	(6,728)	Apyx Medical Corp	Bank of America Merrill Lynch	1,547	(3,998)	Arcus Biosciences Inc	Goldman Sachs	12,594
11,156	Applied Industrial Technologies Inc	Barclays Bank	10,710	(9,287)	Apyx Medical Corp	Barclays Bank	4,644	(1,033)	Arcutis Biotherapeutics Inc	Barclays Bank	1,136
13,785	Applied Industrial Technologies Inc	Goldman Sachs	(65,203)	(30,004)	Apyx Medical Corp	Goldman Sachs	6,901	4,140	Arcutis Biotherapeutics Inc	Goldman Sachs	5,258
13,766	Applied Industrial Technologies Inc	HSBC	(95,737)	(6,926)	Apyx Medical Corp	Morgan Stanley	3,463	4,485	Arcutis Biotherapeutics Inc	HSBC	(27,807)
4,227	Applied Industrial Technologies Inc	Morgan Stanley	684	(6,394)	Aqua Metals Inc	Bank of America Merrill Lynch	(2,238)	14,729	Ardagh Group SA	Morgan Stanley	(21,652)
13,627	Applied Materials Inc	Bank of America Merrill Lynch	198,409	(21,788)	AquaBounty Technologies Inc	Barclays Bank	(5,665)	(40,292)	Ardelyx Inc	Bank of America Merrill Lynch	(12,893)
(12,029)	Applied Materials Inc	Barclays Bank	(41,062)	7,911	Aquestive Therapeutics Inc	Bank of America Merrill Lynch	1,820	(33,496)	Ardelyx Inc	Barclays Bank	(7,034)
8,655	Applied Materials Inc	Goldman Sachs	126,017	24,829	Aquestive Therapeutics Inc	Barclays Bank	6,952	(62,432)	Ardelyx Inc	Goldman Sachs	(19,978)
(2,345)	Applied Materials Inc	Goldman Sachs	(33,422)	11,329	Aquestive Therapeutics Inc	Morgan Stanley	3,172	(2,921)	Ardelyx Inc	HSBC	(1,753)
(251)	Applied Materials Inc	HSBC	(3,373)	27,934	Aramark	Bank of America Merrill Lynch	(29,582)	(17,672)	Ardelyx Inc	Morgan Stanley	(3,711)
9,885	Applied Materials Inc	Morgan Stanley	35,092	8,376	Aramark	Barclays Bank	(754)	18,827	Ardmore Shipping Corp	Barclays Bank	(7,177)
(10,426)	Applied Materials Inc	Morgan Stanley	(37,012)	3,707	Aramark	Goldman Sachs	(4,745)	67,282	Ardmore Shipping Corp	Goldman Sachs	(19,496)
(4,100)	Applied Molecular Transport Inc	Bank of America Merrill Lynch	(3,608)	(4,025)	Aramark	HSBC	1,087	(4,375)	Arena Pharmaceuticals Inc	Bank of America Merrill Lynch	(963)
(1,082)	Applied Molecular Transport Inc	Goldman Sachs	(952)	1,613	Aramark	Morgan Stanley	(145)	(4,608)	Arena Pharmaceuticals Inc	Barclays Bank	7,834
6,308	Applied Optoelectronics Inc	Bank of America Merrill Lynch	2,839	(4,185)	Aramark	Morgan Stanley	377	(4,134)	Arena Pharmaceuticals Inc	Goldman Sachs	(909)
11,181	Applied Optoelectronics Inc	Barclays Bank	4,249	(5,036)	Aravive Inc	Bank of America Merrill Lynch	(1,460)	(4,861)	Arena Pharmaceuticals Inc	Morgan Stanley	8,264
19,386	Applied Optoelectronics Inc	Goldman Sachs	8,724	(15,454)	Aravive Inc	Goldman Sachs	(4,482)	(22,780)	Ares Commercial Real Estate Corp (REIT)	Bank of America Merrill Lynch	(6,606)
17,071	Applied Optoelectronics Inc	HSBC	11,950	(1,683)	Aravive Inc	HSBC	(488)	(29,881)	Ares Commercial Real Estate Corp (REIT)	Merrill Lynch	2,988
20,252	Applied Optoelectronics Inc	Morgan Stanley	7,696	(2,756)	Aravive Inc	Morgan Stanley	(248)	(53,724)	Ares Commercial Real Estate Corp (REIT)	Goldman Sachs	(15,580)
4,034	Applied Therapeutics Inc	Bank of America Merrill Lynch	18,435	11,787	Arbor Realty Trust Inc (REIT)	Bank of America Merrill Lynch	5,894	1,677	Ares Management Corp 'A'	Bank of America Merrill Lynch	5,484
2,648	Applied Therapeutics Inc	Goldman Sachs	12,101	33,108	Arbor Realty Trust Inc (REIT)	Barclays Bank	24,500	12,730	Ares Management Corp 'A'	Barclays Bank	11,712
7,069	Applied Therapeutics Inc	HSBC	21,207	39,748	Arbor Realty Trust Inc (REIT)	Goldman Sachs	19,874	1,474	Ares Management Corp 'A'	Goldman Sachs	120
1,365	AppLovin Corp 'A'	Barclays Bank	5,460	13,659	Arbor Realty Trust Inc (REIT)	HSBC	9,092	1,496	Ares Management Corp 'A'	Morgan Stanley	1,376
941	AppLovin Corp 'A'	Goldman Sachs	11,170	33,150	Arbor Realty Trust Inc (REIT)	Morgan Stanley	24,531	(14,930)	Argan Inc	Bank of America Merrill Lynch	3,882
1,134	AppLovin Corp 'A'	HSBC	21,331	62,980	ARC Document Solutions Inc	Bank of America Merrill Lynch	4,409	(2,428)	Argan Inc	Barclays Bank	2,161
530	AppLovin Corp 'A'	Morgan Stanley	2,120	8,327	ArcBest Corp	Barclays Bank	4,247	(3,188)	Argan Inc	Goldman Sachs	829
(23,756)	Apra Therapeutics Inc	Goldman Sachs	(475)	3,470	ArcBest Corp	Goldman Sachs	(16,483)	(6,962)	Argan Inc	HSBC	(627)
3,657	Apria Inc	Bank of America Merrill Lynch	4,169	(39,072)	ArcBest Corp	Morgan Stanley	2,577	(7,728)	Argan Inc	Morgan Stanley	6,878
1,247	Apria Inc	Goldman Sachs	1,422	28,652	Arch Capital Group Ltd	Barclays Bank	(1,146)	7,442	Argo Group International Holdings Ltd	Bank of America Merrill Lynch	(30,289)
2,292	AptarGroup Inc	Bank of America Merrill Lynch	(13,294)	2,504	Arch Capital Group Ltd	HSBC	(75)	2,946	Argo Group International Holdings Ltd	Merrill Lynch	(1,385)
4,729	AptarGroup Inc	Barclays Bank	(9,222)	(6,187)	Arch Capital Group Ltd	Morgan Stanley	247	961	Argo Group International Holdings Ltd	Goldman Sachs	(3,911)
(2,271)	AptarGroup Inc	Goldman Sachs	13,172	(3,470)	Archer-Daniels-Midland Co	HSBC	3,817	5,016	Argo Group International Holdings Ltd	HSBC	(19,312)
				(39,072)	Archer-Daniels-Midland Co	Morgan Stanley	3,516	546	Arista Networks Inc	Barclays Bank	1,594
				16,632	Archrock Inc	Goldman Sachs	(7,651)	(322)	Arista Networks Inc	Goldman Sachs	356
				9,112	Archrock Inc	HSBC	(2,551)	297	Arista Networks Inc	Goldman Sachs	3,584
				73,230	Archrock Inc	Morgan Stanley	(9,760)	(890)	Arista Networks Inc	HSBC	(11,730)
				(19,557)	Arcimoto Inc	Barclays Bank	(30,118)				
				(1,682)	Arconic Corp	Barclays Bank	(913)				

ブラックロック・ストラテジック・ファンズ ブラックロック・アメリカズ・ダイバーシファイド・エクイティ・アブソルート・リターン・ファンド

保有高	銘柄	取引相手	未実現損益/額 (米ドル)	保有高	銘柄	取引相手	未実現損益/額 (米ドル)	保有高	銘柄	取引相手	未実現損益/額 (米ドル)
(3,017)	Arista Networks Inc	Morgan Stanley	(8,810)	9,857	Artisan Partners Asset Management Inc 'A'	HSBC	(52,143)	32,466	AssetMark Financial Holdings Inc	Morgan Stanley	27,596
2,407	Arista Networks Inc	Morgan Stanley	7,028	21,697	Artisan Partners Asset Management Inc 'A'	Morgan Stanley	(3,471)	(106,070)	Associated Banc-Corp	Bank of America	36,064
(15,434)	Arko Corp	Barclays Bank	3,550	(3,577)	Arvinas Inc	Bank of America	(25,676)	(34,584)	Associated Banc-Corp	Barclays Bank	(692)
(47,845)	Arlington Asset Investment Corp 'A' (REIT)	Goldman Sachs	(2,392)	(1,202)	Arvinas Inc	Merrill Lynch	(8,149)	(23,930)	Associated Banc-Corp	Goldman Sachs	8,136
(74,648)	Arlington Asset Investment Corp 'A' (REIT)	HSBC	(746)	(886)	Arvinas Inc	Barclays Bank	(4,873)	(39,064)	Associated Banc-Corp	Morgan Stanley	(781)
(8,561)	Arlington Asset Investment Corp 'A' (REIT)	Morgan Stanley	171	(315)	Arvinas Inc	Goldman Sachs	(2,278)	(7,819)	Associated Capital Group Inc 'A'	Bank of America	(6,568)
(36,686)	Arlo Technologies Inc	Goldman Sachs	(16,142)	(6,301)	Arvinas Inc	Morgan Stanley	(2,278)	(2,131)	Associated Capital Group Inc 'A'	Merrill Lynch	
26,782	Armada Hoffler Properties Inc (REIT)	Goldman Sachs	6,160	(3,467)	Asana Inc 'A'	Barclays Bank	(5,574)	(1,139)	Associated Capital Group Inc 'A'	Barclays Bank	(1,428)
4,751	Armada Hoffler Properties Inc (REIT)	HSBC	(570)	(926)	Asana Inc 'A'	Goldman Sachs	(11,076)	(1,139)	Associated Capital Group Inc 'A'	Goldman Sachs	(957)
94,087	Armada Hoffler Properties Inc (REIT)	Morgan Stanley	14,113	(3,772)	Asana Inc 'A'	Morgan Stanley	(2,806)	(3,102)	Associated Capital Group Inc 'A'	HSBC	(2,947)
(2,223)	ARMOUR Residential Inc (REIT)	Merrill Lynch	(57)	1,232	Asbury Automotive Group Inc	Barclays Bank	1,454	(2,262)	Associated Capital Group Inc 'A'	Morgan Stanley	(1,516)
(51,360)	ARMOUR Residential Inc (REIT)	Barclays Bank	(514)	335	Asbury Automotive Group Inc	Goldman Sachs	(2,747)	6,447	Assurant Inc	Bank of America	(1,127)
(7,149)	ARMOUR Residential Inc (REIT)	Goldman Sachs	(71)	(11,680)	Asbury Automotive Group Inc	HSBC	(1,822)	3,601	Assurant Inc	Merrill Lynch	
(40,892)	ARMOUR Residential Inc (REIT)	Morgan Stanley	(409)	(16,747)	Ascent Global Logistics Inc	Bank of America	117	2,647	Assurant Inc	Barclays Bank	7,238
(4,091)	Armstrong World Industries Inc	Bank of America	655	(3,298)	Ascent Global Logistics Inc	Merrill Lynch	17	(2,462)	Assurant Inc	Goldman Sachs	(1,350)
(4,911)	Armstrong World Industries Inc	Merrill Lynch	(1,572)	(9,988)	Ascent Global Logistics Inc	HSBC	—	(14,076)	Assurant Inc	HSBC	(2,930)
(4,890)	Armstrong World Industries Inc	HSBC	(1,572)	(38,624)	Ascent Global Logistics Inc	Morgan Stanley	—	600	Assurant Inc	Morgan Stanley	(28,293)
(2,970)	Array Technologies Inc	Merrill Lynch	(889)	8,751	Ascensus Surgical Inc	Barclays Bank	(11,973)	(1,741)	Assured Guaranty Ltd	Morgan Stanley	1,206
(3,678)	Array Technologies Inc	Goldman Sachs	(7,540)	4,101	ASGN Inc	Bank of America	(1,663)	(10,705)	Assured Guaranty Ltd	Bank of America	(992)
(428)	Arrow Electronics Inc	Goldman Sachs	73	(104)	ASGN Inc	Merrill Lynch		(1,758)	Assured Guaranty Ltd	Merrill Lynch	(10,812)
(4,979)	Arrow Electronics Inc	HSBC	(14,987)	(4,244)	ASGN Inc	Barclays Bank	861	(6,040)	Assured Guaranty Ltd	Goldman Sachs	(1,002)
(10,752)	Arrow Electronics Inc	Morgan Stanley	35,697	(4,858)	ASGN Inc	Goldman Sachs	20	(8,025)	Assured Guaranty Ltd	Morgan Stanley	(6,100)
8,990	Arrow Financial Corp	Bank of America	1,349	22,044	ASGN Inc	HSBC	(8,700)	23,627	Astec Industries Inc	Morgan Stanley	(8,747)
23,038	Arrow Financial Corp	Merrill Lynch	19,582	(9,507)	Ashland Global Holdings Inc	Morgan Stanley	4,629	12,932	Astronics Corp	Bank of America	30,006
11,349	Arrow Financial Corp	Barclays Bank	1,702	(7,212)	Ashland Global Holdings Inc	Goldman Sachs	(49,627)	15,040	Astronics Corp	Merrill Lynch	8,406
17,360	Arrow Financial Corp	HSBC	(11,631)	(20,635)	Ashland Global Holdings Inc	HSBC	(50,412)	6,760	Astronics Corp	Barclays Bank	19,251
14,548	Arrow Financial Corp	Morgan Stanley	12,366	(7,986)	Aspen Aerogels Inc	Morgan Stanley	(1,922)	2,017	AstroNova Inc	Morgan Stanley	4,394
(12,005)	Arrowhead Pharmaceuticals Inc	Bank of America	5,290	(17,096)	Aspen Group Inc/CO	Bank of America	(10,258)	3,017	AstroNova Inc	Bank of America	1,392
(11,395)	Arrowhead Pharmaceuticals Inc	Merrill Lynch	25,525	(19,979)	Aspen Group Inc/CO	Merrill Lynch		3,230	Asure Software Inc	Merrill Lynch	2,797
(1,064)	Arrowhead Pharmaceuticals Inc	Goldman Sachs	479	(6,305)	Aspen Group Inc/CO	Barclays Bank	(1,598)	1,820	Asure Software Inc	Goldman Sachs	1,389
(1,289)	Arrowhead Pharmaceuticals Inc	HSBC	(8,379)	(16,808)	Aspen Group Inc/CO	Goldman Sachs	(3,783)	737	Asure Software Inc	HSBC	1,183
(6,351)	Arrowhead Pharmaceuticals Inc	Morgan Stanley	13,535	(571)	Aspen Technology Inc	Morgan Stanley	(1,345)	(19,936)	AT&T Inc	Goldman Sachs	(301)
4,086	Artesian Resources Corp 'A'	Goldman Sachs	3,963	3,743	Aspen Technology Inc	Barclays Bank	4,397	21,473	AT&T Inc	HSBC	63,795
15,414	Artesian Resources Corp 'A'	Morgan Stanley	4,162	(668)	Aspen Technology Inc	Goldman Sachs	4,420	17,008	Atara Biotherapeutics Inc	Morgan Stanley	(6,871)
(2,125)	Arthur J Gallagher & Co	Bank of America	(234)	(3,380)	Aspen Technology Inc	Barclays Bank	(28,821)	17,008	Atara Biotherapeutics Inc	Bank of America	(13,776)
(10,819)	Arthur J Gallagher & Co	Merrill Lynch	(16,445)	(16,808)	Aspen Technology Inc	Goldman Sachs	4,420	14,853	Atara Biotherapeutics Inc	Merrill Lynch	
(1,455)	Arthur J Gallagher & Co	Barclays Bank	(2,211)	(8,122)	Aspen Technology Inc	Morgan Stanley	26,026	6,745	Atara Biotherapeutics Inc	Barclays Bank	(446)
2,071	Artisan Partners Asset Management Inc 'A'	Merrill Lynch	(104)	(1,234)	Aspen Technology Inc	Morgan Stanley	(29,722)	8,221	Atara Biotherapeutics Inc	Goldman Sachs	(5,463)
808	Artisan Partners Asset Management Inc 'A'	Barclays Bank	(129)	(5,828)	Aspira Women's Health Inc	Bank of America	(3,089)	(5,866)	Atea Pharmaceuticals Inc	Morgan Stanley	(247)
535	Artisan Partners Asset Management Inc 'A'	Goldman Sachs	(27)	(10,832)	Aspira Women's Health Inc	Merrill Lynch		(200)	Atea Pharmaceuticals Inc	Barclays Bank	1,526
				(38,116)	Aspira Women's Health Inc	Barclays Bank	(357)	(200)	Atherian Inc	Barclays Bank	(143)
				(14,850)	Aspira Women's Health Inc	HSBC	(28,206)	3,496	Athene Holding Ltd 'A'	Barclays Bank	(245)
				(14,194)	Aspira Women's Health Inc	Morgan Stanley	(1,188)	(10,050)	Athenex Inc	Bank of America	(653)
				(8,122)	Assembly Biosciences Inc	Barclays Bank	(1,277)		Athenex Inc	Merrill Lynch	
				(1,234)	Assembly Biosciences Inc	Goldman Sachs	81	(7,243)	Athenex Inc	Goldman Sachs	(471)
				(3,519)	Assembly Biosciences Inc	HSBC	(86)	(13,054)	Athenex Inc	Morgan Stanley	(392)
				22,675	AssetMark Financial Holdings Inc	Morgan Stanley	(317)	1,900	Athersys Inc	Bank of America	57
				19,102	AssetMark Financial Holdings Inc	Bank of America	32,879	44,264	Athersys Inc	Merrill Lynch	
				19,752	AssetMark Financial Holdings Inc	Merrill Lynch		115,269	Athersys Inc	Goldman Sachs	1,328
					AssetMark Financial Holdings Inc	Barclays Bank	16,237	44,848	Athersys Inc	HSBC	14,985
					AssetMark Financial Holdings Inc	Merrill Lynch		4,484	Athersys Inc	Morgan Stanley	445
					AssetMark Financial Holdings Inc	Barclays Bank		9,034	Athira Pharma Inc	Barclays Bank	11,925
					AssetMark Financial Holdings Inc	HSBC	62,811	1,876	Atkore Inc	Bank of America	(9,530)

ブラックロック・ストラテジック・ファンズ ブラックロック・アメリカズ・ダイバーシファイド・エクイティ・アブソルート・リターン・ファンド

保有高	銘柄	取引相手	未実現損益/(損) (米ドル)	保有高	銘柄	取引相手	未実現損益/(損) (米ドル)	保有高	銘柄	取引相手	未実現損益/(損) (米ドル)
2,403	Atkore Inc	Barclays Bank	1,298	3,580	AtriCure Inc	Bank of America	8,333	(2,357)	Avantor Inc	Morgan Stanley	(1,061)
2,609	Atkore Inc	Goldman Sachs	(8,900)			Merrill Lynch		(1,416)	Avaya Holdings Corp	Bank of America	(3,682)
3,334	Atkore Inc	HSBC	(30,056)	8,477	AtriCure Inc	Barclays Bank	19,497			Merrill Lynch	
808	Atkore Inc	Morgan Stanley	436	1,802	AtriCure Inc	Goldman Sachs	(528)	(1,279)	Avaya Holdings Corp	Goldman Sachs	(3,325)
5,504	Atlantic Capital Bancshares Inc	Bank of America	716	726	AtriCure Inc	HSBC	2,395	(5,579)	Avaya Holdings Corp	Morgan Stanley	(4,739)
		Merrill Lynch		992	Atrion Corp	Morgan Stanley	33,629	11,529	Aveanna Healthcare	Goldman Sachs	12,451
24,019	Atlantic Capital Bancshares Inc	Barclays Bank	22,818	(29,820)	Audacy Inc	Bank of America	(5,666)	(44,928)	Avenue Therapeutics Inc	Bank of America	(34,145)
						Merrill Lynch				Merrill Lynch	
32,811	Atlantic Capital Bancshares Inc	Goldman Sachs	4,265	(30,648)	Audacy Inc	Barclays Bank	(919)	(4,634)	Avenue Therapeutics Inc	Goldman Sachs	(3,522)
				(15,874)	Audacy Inc	Goldman Sachs	(2,857)			Morgan Stanley	(5,432)
12,405	Atlantic Capital Bancshares Inc	Morgan Stanley	11,785	(7,892)	AudioEye Inc	Bank of America	(16,415)	6,021	AVEO Pharmaceuticals Inc	Barclays Bank	2,589
						Merrill Lynch		9,213	AVEO Pharmaceuticals Inc	Morgan Stanley	2,558
(2,786)	Atlantic Union Bankshares Corp	Bank of America	(1,869)	1,637	Autodesk Inc	Barclays Bank	(2,652)	(649)	Avery Dennison Corp	HSBC	681
		Merrill Lynch		(219)	Autodesk Inc	Goldman Sachs	(2,427)	(3,158)	Avery Dennison Corp	Morgan Stanley	(5,432)
(431)	Atlantic Union Bankshares Corp	Barclays Bank	198	18,014	Autoliv Inc	Barclays Bank	40,532	2,151	Aviat Networks Inc	Goldman Sachs	(91)
				4,171	Automatic Data Processing Inc	Bank of America	6,048	1,150	Aviat Networks Inc	HSBC	1,202
(1,430)	Atlantic Union Bankshares Corp	Goldman Sachs	(259)	4,435	Automatic Data Processing Inc	Merrill Lynch		(6,584)	Avid Bioservices Inc	Bank of America	(6,782)
				(628)	Automatic Data Processing Inc	Barclays Bank	(4,524)			Merrill Lynch	
(55,245)	Atlantic Union Bankshares Corp	HSBC	(64,637)					(4,209)	Avid Bioservices Inc	Barclays Bank	(4,588)
(113,372)	Atlantic Union Bankshares Corp	Morgan Stanley	50,086	3,447	Automatic Data Processing Inc	Goldman Sachs	4,998	(27,703)	Avid Bioservices Inc	Goldman Sachs	(28,562)
				(9,378)	Automatic Data Processing Inc			(3,219)	Avid Bioservices Inc	HSBC	(5,022)
(4,740)	Atlanticus Holdings Corp	Bank of America	(32,327)	156	Automatic Data Processing Inc	HSBC	220	(5,182)	Avid Bioservices Inc	Morgan Stanley	(5,648)
		Merrill Lynch		(2,398)	Automatic Data Processing Inc			(10,074)	Avid Technology Inc	Morgan Stanley	(8,160)
(7,607)	Atlanticus Holdings Corp	Barclays Bank	(9,737)			Goldman Sachs	(13,598)	1,618	Avidity Biosciences Inc	Goldman Sachs	4,563
(4,031)	Atlas Air Worldwide Holdings Inc	Bank of America	(645)	306	Automatic Data Processing Inc	HSBC		3,054	Avidity Biosciences Inc	Morgan Stanley	5,497
		Merrill Lynch		(6,263)	AutoNation Inc			7,775	Avient Corp	Bank of America	(4,955)
(7,611)	Atlas Air Worldwide Holdings Inc	Barclays Bank	(6,545)	(4,574)	AutoNation Inc	Barclays Bank	(10,931)	22,241	Avient Corp	Barclays Bank	(1,283)
				(1,908)	AutoNation Inc	Goldman Sachs	(2,406)	16,956	Avient Corp	Goldman Sachs	(24,247)
(4,782)	Atlas Air Worldwide Holdings Inc	Goldman Sachs	(765)	(443)	AutoZone Inc	Morgan Stanley	2,316	(8,101)	Avient Corp	Goldman Sachs	11,584
					AutoZone Inc	Barclays Bank	12,441	6,622	Avient Corp	HSBC	(4,967)
(10,554)	Atlas Air Worldwide Holdings Inc	Morgan Stanley	(9,076)	(1,128)	AutoZone Inc	Barclays Bank	12,441	(5,319)	Avient Corp	HSBC	3,989
				(221)	AutoZone Inc	Goldman Sachs	9,055	(52,009)	Avient Corp	Morgan Stanley	(6,137)
11	Atlas Financial Holdings Inc	Bank of America	—	(2,178)	AutoZone Inc	Morgan Stanley	85,127	32,009	Avient Corp	Morgan Stanley	393
		Merrill Lynch		(2,539)	Avalara Inc	Bank of America	(28,589)	(7,479)	Avista Budget Group Inc	Bank of America	1,758
20,374	Atlas Technical Consultants Inc	Bank of America	(2,037)			Merrill Lynch		(391)	Avista Budget Group Inc	Barclays Bank	(1,290)
1,696	Atlassian Corp Plc 'A'	Bank of America	35,582	(3,212)	Avalara Inc	Morgan Stanley	(10,375)	(11,499)	Avista Budget Group Inc	Goldman Sachs	1,971
		Merrill Lynch		(5,805)	AvalonBay Communities Inc (REIT)	Bank of America	(50,329)	(2,347)	Avista Budget Group Inc	Morgan Stanley	(7,745)
(1,176)	Atlassian Corp Plc 'A'	Barclays Bank	(12,560)			Merrill Lynch		21,050	Avista Corp	Bank of America	(27,576)
677	Atlassian Corp Plc 'A'	Barclays Bank	7,230	(3,804)	AvalonBay Communities Inc (REIT)	Goldman Sachs	(32,981)	(33,185)	Avista Corp	Merrill Lynch	
(6,028)	Atlassian Corp Plc 'A'	Goldman Sachs	(126,467)			HSBC	(43,979)			Bank of America	43,472
1,151	Atlassian Corp Plc 'A'	Goldman Sachs	12,279	(2,812)	AvalonBay Communities Inc (REIT)	Morgan Stanley	(9,530)	(25,844)	Avista Corp	Merrill Lynch	
5,893	Atlassian Corp Plc 'A'	Morgan Stanley	62,937			HSBC	(43,979)	(1,054)	Avita Medical Inc	Goldman Sachs	33,856
12,656	Atmos Energy Corp	Barclays Bank	9,365			HSBC	(43,979)			Bank of America	(464)
(13,654)	Atmos Energy Corp	Barclays Bank	1,092	(2,830)	AvalonBay Communities Inc (REIT)	Barclays Bank	(10,018)	(14,428)	Avita Medical Inc	Merrill Lynch	
17,163	Atmos Energy Corp	Goldman Sachs	11,328			Goldman Sachs	(10,018)	6,886	Avnet Inc	Barclays Bank	(577)
(4,053)	Atmos Energy Corp	Goldman Sachs	133			Goldman Sachs	(10,018)	(12,151)	Avnet Inc	Barclays Bank	(5,509)
3,519	Atmos Energy Corp	HSBC	(15,272)			Goldman Sachs	(32,981)	(4,906)	Avnet Inc	Barclays Bank	9,721
17,323	Atmos Energy Corp	Morgan Stanley	12,819			Goldman Sachs	(32,981)	(4,906)	Avnet Inc	HSBC	294
(280)	Atmos Energy Corp	Morgan Stanley	(158)			Goldman Sachs	(32,981)	23,225	Avnet Inc	Morgan Stanley	(18,580)
4,726	ATN International Inc	Bank of America	(4,442)	(4,420)	AvalonBay Communities Inc (REIT)	HSBC	(43,979)	(833)	Avnet Inc	Morgan Stanley	666
		Merrill Lynch				HSBC	(43,979)	1,292	Avrobio Inc	HSBC	1,486
13,874	ATN International Inc	Barclays Bank	7,353			HSBC	(43,979)	9,280	Avrobio Inc	Morgan Stanley	2,227
5,014	ATN International Inc	Goldman Sachs	(3,679)			HSBC	(43,979)	69,061	Axalta Coating Systems Ltd	Morgan Stanley	(30,387)
1,487	ATN International Inc	HSBC	45	3,962	Avangrid Inc	Barclays Bank	(991)	(7,209)	Axalta Coating Systems Ltd	Merrill Lynch	
4,606	ATN International Inc	Morgan Stanley	2,441	21,024	Avangrid Inc	Goldman Sachs	24,178			Bank of America	478
(3,205)	Atomera Inc	Bank of America	(7,372)	(10,363)	Avanos Medical Inc	Bank of America	(3,253)			Merrill Lynch	
		Merrill Lynch				Merrill Lynch		9,681	Axalta Coating Systems Ltd	Barclays Bank	8,229
(14,755)	Atomera Inc	Barclays Bank	(18,296)	(919)	Avanos Medical Inc	Barclays Bank	28	(11,204)	Axalta Coating Systems Ltd	Barclays Bank	(9,523)
(12,395)	Atomera Inc	HSBC	(38,053)	(2,547)	Avanos Medical Inc	Goldman Sachs	518	24,389	Axalta Coating Systems Ltd	Goldman Sachs	(10,731)
3,876	Atreca Inc 'A'	Barclays Bank	1,047	(37,772)	Avanos Medical Inc	Morgan Stanley	1,133	(15,789)	Axalta Coating Systems Ltd	Goldman Sachs	(7,783)
3,103	Atreca Inc 'A'	Goldman Sachs	(1,489)	(9,267)	Avantor Inc	Bank of America	(11,584)	602	Axalta Coating Systems Ltd	HSBC	(746)
4,260	Atreca Inc 'A'	HSBC	(2,939)	(11,100)	Avantor Inc	Merrill Lynch	(4,995)	280	Axalta Coating Systems Ltd	Morgan Stanley	238

ブラックロック・ストラテジック・ファンズ ブラックロック・アメリカズ・ダイバーシファイド・エクイティ・アブソルート・リターン・ファンド

保有高	銘柄	取引相手	未実現評価増益/(損) (米ドル)	保有高	銘柄	取引相手	未実現評価増益/(損) (米ドル)	保有高	銘柄	取引相手	未実現評価増益/(損) (米ドル)
(4,779)	Axcelis Technologies Inc	Bank of America Merrill Lynch	(13,876)	12,006	Baker Hughes Co	Morgan Stanley	(9,005)	(7,722)	Bank of New York Mellon Corp	Barclays Bank	(2,625)
(6,363)	Axcelis Technologies Inc	Barclays Bank	(5,165)	2,510	Balchem Corp	Bank of America Merrill Lynch	(25)	8,643	Bank of New York Mellon Corp	Goldman Sachs	(86)
(5,788)	Axcelis Technologies Inc	Goldman Sachs	(1,061)	13,050	Balchem Corp	Morgan Stanley	21,533	(4,117)	Bank of New York Mellon Corp	Goldman Sachs	1
(17,884)	Axcelis Technologies Inc	HSBC	(49,002)	(4,382)	Ball Corp	Bank of America Merrill Lynch	26,201	12,585	Bank of New York Mellon Corp	HSBC	(2,391)
(17,774)	Axcelis Technologies Inc	Morgan Stanley	(14,041)	(13,496)	Ball Corp	Barclays Bank	63,425	(2,032)	Bank of New York Mellon Corp	HSBC	386
6,985	Axella Health Inc	Bank of America Merrill Lynch	(1,257)	12,357	Ball Corp	Barclays Bank	(18,239)	25,462	Bank of New York Mellon Corp	Morgan Stanley	8,657
3,521	Axcella Health Inc	Morgan Stanley	141	(20,103)	Ball Corp	Goldman Sachs	126,018	(5,347)	Bank of New York Mellon Corp	Morgan Stanley	(1,626)
1,207	Axis Capital Holdings Ltd	Bank of America Merrill Lynch	(3,042)	1,686	Ball Corp	Goldman Sachs	(10,908)	(5,303)	Bank of Princeton	Bank of America Merrill Lynch	5,038
1,818	Axis Capital Holdings Ltd	Barclays Bank	(1,036)	3,006	Ball Corp	HSBC	(21,341)	(1,049)	Bank of Princeton	HSBC	136
941	Axis Capital Holdings Ltd	Goldman Sachs	(2,371)	(20,392)	Ball Corp	Morgan Stanley	100,940	(3,062)	Bank of Princeton	Morgan Stanley	2,848
2,651	Axis Capital Holdings Ltd	HSBC	(8,351)	10,863	Ball Corp	Morgan Stanley	(27,291)	3,205	Bank OZK	Bank of America Merrill Lynch	(2,340)
(15,531)	Axis Capital Holdings Ltd	Morgan Stanley	8,853	(298)	Bally's Corp	Bank of America Merrill Lynch	(1,383)	(1,049)	Bank of Princeton	HSBC	136
6,381	Axis Capital Holdings Ltd	Morgan Stanley	222	(627)	Bally's Corp	Goldman Sachs	(2,909)	(3,062)	Bank of Princeton	Morgan Stanley	2,848
10,260	Axogen Inc	Barclays Bank	(7,490)	(6,276)	Bally's Corp	HSBC	(17,949)	3,205	Bank OZK	Bank of America Merrill Lynch	(2,340)
2,508	Axogen Inc	HSBC	(3,712)	(1,129)	Banc of California Inc	Bank of America Merrill Lynch	169	15,392	Bank OZK	HSBC	(3,540)
6,722	Axogen Inc	Morgan Stanley	(4,907)	(1,998)	Banc of California Inc	Barclays Bank	440	7,890	Bank OZK	Morgan Stanley	1,578
1,522	Axon Enterprise Inc	Bank of America Merrill Lynch	10,654	(2,672)	Banc of California Inc	Goldman Sachs	401	463	Bank7 Corp	Bank of America Merrill Lynch	458
213	Axon Enterprise Inc	Barclays Bank	2,258	(63,893)	Banc of California Inc	HSBC	13,418	2,080	Bank7 Corp	Barclays Bank	1,435
970	Axon Enterprise Inc	Goldman Sachs	6,790	(44,729)	Banc of California Inc	Morgan Stanley	9,840	3,117	Bank7 Corp	Goldman Sachs	3,086
295	Axon Enterprise Inc	HSBC	3,419	(26,311)	BancFirst Corp	Bank of America Merrill Lynch	89,984	11,846	Bank7 Corp	HSBC	14,571
5,054	Axon Enterprise Inc	Morgan Stanley	53,572	(466)	BancFirst Corp	Goldman Sachs	1,594	2,378	Bank7 Corp	Morgan Stanley	1,641
(6,589)	Axonics Inc	Goldman Sachs	(21,612)	(3,667)	BancFirst Corp	Morgan Stanley	(183)	62,511	BankFinancial Corp	Bank of America Merrill Lynch	18,753
(31,899)	Axos Financial Inc	Barclays Bank	(52,633)	5,618	Bancorp Inc	HSBC	(4,270)	57,827	BankFinancial Corp	Goldman Sachs	17,348
(9,358)	Axos Financial Inc	Goldman Sachs	(8,329)	26,126	BancorpSouth Bank	Bank of America Merrill Lynch	(20,962)	48,456	BankFinancial Corp	Morgan Stanley	9,207
(3,595)	Axos Financial Inc	HSBC	(6,363)	26,644	BancorpSouth Bank	Barclays Bank	(2,132)	(21,875)	BankUnited Inc	Bank of America Merrill Lynch	2,844
(32,448)	Axos Financial Inc	Morgan Stanley	(53,539)	34,622	BancorpSouth Bank	Goldman Sachs	(37,045)	(19,506)	BankUnited Inc	Barclays Bank	(7,997)
336	Axsome Therapeutics Inc	Bank of America Merrill Lynch	588	3,247	BancorpSouth Bank	HSBC	(86)	(19,002)	BankUnited Inc	Goldman Sachs	2,470
3,669	Axsome Therapeutics Inc	Barclays Bank	20,840	14,432	BancorpSouth Bank	Morgan Stanley	(1,155)	(42,216)	BankUnited Inc	HSBC	(13,087)
653	Axsome Therapeutics Inc	Goldman Sachs	1,143	1,628	Bandwidth Inc 'A'	Bank of America Merrill Lynch	7,612	(56,202)	BankUnited Inc	Morgan Stanley	(23,043)
2,659	Axsome Therapeutics Inc	Morgan Stanley	15,103	138	Bandwidth Inc 'A'	Barclays Bank	735	(26,098)	Bankwell Financial Group Inc	Bank of America Merrill Lynch	3,132
(37,549)	AXT Inc	Morgan Stanley	(3,755)	2,797	Bandwidth Inc 'A'	HSBC	5,306	(1,928)	Bankwell Financial Group Inc	Barclays Bank	(713)
8,072	Aytu BioPharma Inc	Bank of America Merrill Lynch	(4,278)	1,332	Bandwidth Inc 'A'	Morgan Stanley	2,398	(1,183)	Bankwell Financial Group Inc	Morgan Stanley	(438)
37,341	Aytu BioPharma Inc	Goldman Sachs	(19,791)	(10,897)	Bank First Corp	Barclays Bank	10,679	26,659	Banner Corp	Bank of America Merrill Lynch	(12,263)
4,878	AZEK Co Inc	Goldman Sachs	1,073	(43,767)	Bank of America Corp	Barclays Bank	10,504	(2,228)	Bar Harbor Bankshares	Barclays Bank	1,047
747	Aziyo Biologics Inc 'A'	Bank of America Merrill Lynch	1,158	(26,052)	Bank of America Corp	Goldman Sachs	9,118	(16,150)	Bar Harbor Bankshares	Goldman Sachs	(5,330)
3,029	Aziyo Biologics Inc 'A'	Barclays Bank	2,120	(5,785)	Bank of America Corp	HSBC	(1,967)	(11,308)	Bar Harbor Bankshares	HSBC	(16,849)
1,765	Aziyo Biologics Inc 'A'	Goldman Sachs	2,736	(45,696)	Bank of America Corp	Morgan Stanley	10,967	(1,868)	Bar Harbor Bankshares	Morgan Stanley	878
471	Aziyo Biologics Inc 'A'	HSBC	547	95,585	Bank of Commerce Holdings	Bank of America Merrill Lynch	55,439	(30,713)	Barnes & Noble Education Inc	Bank of America Merrill Lynch	(28,256)
1,730	Aziyo Biologics Inc 'A'	Morgan Stanley	1,211	16,442	Bank of Commerce Holdings	Morgan Stanley	4,111	5,701	Barnes Group Inc	Bank of America Merrill Lynch	17,870
(34,789)	AZZ Inc	Barclays Bank	7,306	4,740	Bank of Hawaii Corp	Bank of America Merrill Lynch	(15,500)	7,986	Barnes Group Inc	Barclays Bank	16,451
(14,906)	AZZ Inc	Goldman Sachs	9,838	2,124	Bank of Hawaii Corp	Barclays Bank	(1,020)	10,610	Barnes Group Inc	Goldman Sachs	17,655
4,616	B Riley Financial Inc	Bank of America Merrill Lynch	(6,093)	13,242	Bank of Hawaii Corp	Goldman Sachs	(43,301)	18,546	Barnes Group Inc	HSBC	29,772
5,234	B Riley Financial Inc	Barclays Bank	(7,733)	8,480	Bank of Hawaii Corp	HSBC	(29,256)	(9,594)	Barrett Business Services Inc	Bank of America Merrill Lynch	863
(25,963)	B&G Foods Inc	Bank of America Merrill Lynch	(39,273)	12,321	Bank of Hawaii Corp	Morgan Stanley	(5,914)	(5,793)	Barrett Business Services Inc	Barclays Bank	6,894
(14,789)	B&G Foods Inc	Barclays Bank	(18,634)	5,609	Bank of Marin Bancorp	Barclays Bank	(4,095)	(4,670)	Barrett Business Services Inc	HSBC	22,323
(6,261)	B&G Foods Inc	Goldman Sachs	(2,150)	19,838	Bank of Marin Bancorp	Goldman Sachs	(42,850)	(5,300)	Barrett Business Services Inc	Morgan Stanley	6,307
(18,922)	Babcock & Wilcox Enterprises Inc	Barclays Bank	(11,732)	3,776	Bank of Marin Bancorp	Morgan Stanley	(2,756)	(4,670)	Barrett Business Services Inc	HSBC	22,323
(3,755)	Babcock & Wilcox Enterprises Inc	Goldman Sachs	(2,854)	10,480	Bank of New York Mellon Corp	Morgan Stanley	(105)	(5,300)	Barrett Business Services Inc	Morgan Stanley	6,307
1,287	Badger Meter Inc	Bank of America Merrill Lynch	(628)	7,562	Bank of New York Mellon Corp	Barclays Bank	2,571				
7,196	Badger Meter Inc	Morgan Stanley	21,300								
3,309	Baker Hughes Co	Bank of America Merrill Lynch	(6,320)								
21,958	Baker Hughes Co	HSBC	5,595								

ブラックロック・ストラテジック・ファンズ ブラックロック・アメリカズ・ダイバーシファイド・エクイティ・アブソルート・リターン・ファンド

保有高	銘柄	取引相手	未実現評価増益/(損) (米ドル)	保有高	銘柄	取引相手	未実現評価増益/(損) (米ドル)	保有高	銘柄	取引相手	未実現評価増益/(損) (米ドル)
557	Bassett Furniture Industries Inc	Bank of America Merrill Lynch	(512)	(2,587)	Bentley Systems Inc 'B'	Goldman Sachs	(18,782)	56	Biglari Holdings Inc 'A'	Morgan Stanley	(743)
2,922	Bassett Furniture Industries Inc	Goldman Sachs	(2,688)	(687)	Bentley Systems Inc 'B'	Morgan Stanley	(1,642)	3,505	Biglari Holdings Inc 'B'	Barclays Bank	(25,481)
2,956	Bassett Furniture Industries Inc	Morgan Stanley	(4,523)	(4,780)	Berkeley Lights Inc	Bank of America	(25,669)	255	Biglari Holdings Inc 'B'	HSBC	1,061
1,382	Bausch Health Cos Inc	Morgan Stanley	1,147	1,665	Berkeley Lights Inc	Barclays Bank	2,198	(563)	Bill.com Holdings Inc	Bank of America	(6,064)
(2,420)	Baxter International Inc	Bank of America Merrill Lynch	(1,132)	1,428	Berkeley Lights Inc	Goldman Sachs	7,668	(1,843)	Bill.com Holdings Inc	Barclays Bank	(442)
(14,976)	Baxter International Inc	Goldman Sachs	10,932	(3,182)	Berkeley Lights Inc	HSBC	6,491	(799)	Bill.com Holdings Inc	Goldman Sachs	(8,605)
(3,836)	Baxter International Inc	HSBC	16,763	(3,837)	Berkeley Lights Inc	Morgan Stanley	(5,065)	(4,893)	Bill.com Holdings Inc	Morgan Stanley	(1,174)
(14,992)	Baxter International Inc	Morgan Stanley	8,810	(4,886)	Berkshire Hathaway Inc 'B'	Barclays Bank	1,417	(2,011)	BioAtla Inc	Bank of America	5,530
(1,086)	BayCom Corp	Bank of America Merrill Lynch	43	(8,548)	Berkshire Hathaway Inc 'B'	Goldman Sachs	(1,881)	(2,409)	BioAtla Inc	Barclays Bank	(3,694)
(1,277)	BayCom Corp	Goldman Sachs	51	(2,241)	Berkshire Hathaway Inc 'B'	HSBC	6,476	(1,700)	BioAtla Inc	Goldman Sachs	2,624
(15,387)	BayCom Corp	HSBC	(11,848)	(4,631)	Berkshire Hathaway Inc 'B'	Morgan Stanley	1,343	(6,785)	BioCryst Pharmaceuticals Inc	Barclays Bank	(14,588)
12,135	BBX Capital Inc	Barclays Bank	10,315	(21,633)	Berkshire Hills Bancorp Inc	Bank of America Merrill Lynch	(27,258)	46,731	BioDelivery Sciences International Inc	Bank of America	(5,608)
1,924	BBX Capital Inc	HSBC	2,059	(3,078)	Berkshire Hills Bancorp Inc	Barclays Bank	(1,878)	118,119	BioDelivery Sciences International Inc	Merrill Lynch	(1,181)
5,883	BCB Bancorp Inc	Bank of America Merrill Lynch	3,059	(26,594)	Berkshire Hills Bancorp Inc	Goldman Sachs	(33,508)	30,531	BioDelivery Sciences International Inc	Goldman Sachs	(3,664)
23,221	BCB Bancorp Inc	Goldman Sachs	12,075	18,269	Berry Corp	Bank of America	913	22,460	BioDelivery Sciences International Inc	HSBC	7,861
21,676	BCB Bancorp Inc	Morgan Stanley	5,636	20,243	Berry Corp	Barclays Bank	2,834	31,303	BioDelivery Sciences International Inc	Morgan Stanley	(313)
(3,092)	Beacon Roofing Supply Inc	Bank of America Merrill Lynch	5,473	6,202	Berry Corp	Goldman Sachs	310	10,903	Biodesix Inc	Goldman Sachs	25,186
(9,921)	Beacon Roofing Supply Inc	Goldman Sachs	17,560	9,118	Berry Corp	HSBC	2,827	101	Biogen Inc	Bank of America	20
(8,132)	Beacon Roofing Supply Inc	HSBC	23,014	43,463	Berry Corp	Morgan Stanley	6,085	(832)	Biogen Inc	Barclays Bank	9,468
(10,456)	Beacon Roofing Supply Inc	Morgan Stanley	(523)	(1,313)	Berry Global Group Inc	HSBC	(341)	(223)	Biogen Inc	Goldman Sachs	2,881
(11,920)	Beam Global	Barclays Bank	(48,230)	458	Berry Global Group Inc	HSBC	(462)	(7,158)	Biohaven Pharmaceutical Holding Co Ltd	Barclays Bank	(62,896)
(11,549)	Beam Therapeutics Inc	Barclays Bank	(24,210)	(12,061)	Berry Global Group Inc	Morgan Stanley	16,041	(3,525)	Biohaven Pharmaceutical Holding Co Ltd	Goldman Sachs	(55,688)
(4,130)	Beam Therapeutics Inc	Goldman Sachs	(37,500)	1,180	Berry Global Group Inc	Morgan Stanley	(1,569)	(1,283)	Biohaven Pharmaceutical Holding Co Ltd	HSBC	(22,658)
(357)	Beam Therapeutics Inc	HSBC	371	3,147	Best Buy Co Inc	Bank of America Merrill Lynch	(12,179)	(5,044)	Biohaven Pharmaceutical Holding Co Ltd	Morgan Stanley	(37,373)
150	Beasley Broadcast Group Inc 'A'	Goldman Sachs	9	11,093	Best Buy Co Inc	Goldman Sachs	(42,930)	(4,714)	BioLife Solutions Inc	Bank of America	(12,964)
6,055	Beazer Homes USA Inc	Bank of America Merrill Lynch	2,426	6,163	Best Buy Co Inc	HSBC	(40,331)	7,888	BioLife Solutions Inc	Merrill Lynch	(9,786)
2,646	Beazer Homes USA Inc	Barclays Bank	11	1,630	Best Buy Co Inc	Morgan Stanley	2,510	1,135	BioLife Solutions Inc	HSBC	(19,097)
5,482	Beazer Homes USA Inc	Goldman Sachs	687	7,769	Beyond Air Inc	Bank of America Merrill Lynch	(388)	6,970	BioLife Solutions Inc	Morgan Stanley	(7,480)
(402)	Becton Dickinson and Co	Bank of America Merrill Lynch	275	13,357	Beyond Air Inc	Barclays Bank	(401)	1,128	BioMarin Pharmaceutical Inc	Bank of America	(126)
(8,834)	Becton Dickinson and Co	Barclays Bank	15,712	4,870	Beyond Air Inc	Goldman Sachs	(244)	7,888	BioMarin Pharmaceutical Inc	Merrill Lynch	(282)
(6,168)	Becton Dickinson and Co	Goldman Sachs	(4,773)	6,161	Beyond Air Inc	Morgan Stanley	(185)	1,135	BioMarin Pharmaceutical Inc	HSBC	(1,033)
(3,312)	Becton Dickinson and Co	HSBC	15,699	583	Beyond Meat Inc	Bank of America Merrill Lynch	25,017	6,970	BioMarin Pharmaceutical Inc	Morgan Stanley	(1,743)
(3,107)	Becton Dickinson and Co	Morgan Stanley	5,685	597	Beyond Meat Inc	Barclays Bank	16,817	1,609	Biomea Fusion Inc	Bank of America	2,043
2,298	Bed Bath & Beyond Inc	HSBC	6,503	160	Beyond Meat Inc	Goldman Sachs	6,866	963	Biomea Fusion Inc	Merrill Lynch	(183)
(12,012)	Bel Fuse Inc 'B'	Bank of America Merrill Lynch	(4,084)	1,898	Beyondspring Inc	Bank of America	1,272	972	Biomea Fusion Inc	Goldman Sachs	(229)
(3,745)	Bel Fuse Inc 'B'	Barclays Bank	1,273	9,218	Beyondspring Inc	Barclays Bank	2,445	7,969	Biomea Fusion Inc	Morgan Stanley	(1,636)
(8,722)	Bel Fuse Inc 'B'	Goldman Sachs	(2,965)	7,659	Beyondspring Inc	Goldman Sachs	5,132	1,240	BioNTech SE ADR	Morgan Stanley	11,296
(2,237)	Bel Fuse Inc 'B'	Morgan Stanley	761	7,756	Beyondspring Inc	HSBC	6,050	2,041	Bio-Rad Laboratories Inc 'A'	Bank of America	25,778
(3,297)	Belden Inc	Bank of America Merrill Lynch	7,319	15,938	Beyondspring Inc	Morgan Stanley	7,331	460	Bio-Rad Laboratories Inc 'A'	Merrill Lynch	4,283
(5,674)	Belden Inc	Barclays Bank	6,695	(8,005)	BGC Partners Inc 'A'	Bank of America	(3,202)	134	Bio-Rad Laboratories Inc 'A'	HSBC	(172)
(5,732)	Belden Inc	Goldman Sachs	12,725	(81,353)	BGC Partners Inc 'A'	Goldman Sachs	(32,541)	1,609	Bio-Rad Laboratories Inc 'A'	HSBC	(172)
751	Bellerophon Therapeutics Inc	HSBC	45	(69,659)	BGC Partners Inc 'A'	HSBC	(27,864)	1,609	Biomea Fusion Inc	Bank of America	2,043
(4,567)	BellRing Brands Inc 'A'	Bank of America Merrill Lynch	(6,988)	(115,897)	BGC Partners Inc 'A'	Morgan Stanley	(60,266)	1,609	Biomea Fusion Inc	Merrill Lynch	2,043
(4,682)	BellRing Brands Inc 'A'	Goldman Sachs	(7,163)	(54,650)	BGSF Inc	Bank of America	42,627	1,609	Biomea Fusion Inc	Barclays Bank	(183)
8,968	Benchmark Electronics Inc	Bank of America Merrill Lynch	5,740	(17,150)	BGSF Inc	Barclays Bank	6,346	1,609	Biomea Fusion Inc	Goldman Sachs	(229)
16,194	Benchmark Electronics Inc	Barclays Bank	11,984	(8,375)	BGSF Inc	Goldman Sachs	6,533	1,609	Biomea Fusion Inc	Morgan Stanley	(1,636)
43,095	Benchmark Electronics Inc	Goldman Sachs	27,581	(4,584)	BGSF Inc	Morgan Stanley	1,696	1,240	BioNTech SE ADR	Morgan Stanley	11,296
35,263	Benchmark Electronics Inc	HSBC	33,500	(11,889)	Big 5 Sporting Goods Corp	Barclays Bank	(17,631)	2,041	Bio-Rad Laboratories Inc 'A'	Bank of America	25,778
14,323	Benefitfocus Inc	Morgan Stanley	7,162	4,227	Big Lots Inc	Barclays Bank	(11,413)	460	Bio-Rad Laboratories Inc 'A'	Merrill Lynch	4,283
(429)	Bentley Systems Inc 'B'	Barclays Bank	(1,025)	990	BigCommerce Holdings Inc	Bank of America Merrill Lynch	8,405	460	Bio-Rad Laboratories Inc 'A'	HSBC	(172)
				885	BigCommerce Holdings Inc	Barclays Bank	478	134	Bio-Rad Laboratories Inc 'A'	HSBC	(172)
				92	Biglari Holdings Inc 'A'	Bank of America Merrill Lynch	4,382	134	Bio-Rad Laboratories Inc 'A'	HSBC	(172)
				6	Biglari Holdings Inc 'A'	Barclays Bank	(80)	134	Bio-Rad Laboratories Inc 'A'	HSBC	(172)
				137	Biglari Holdings Inc 'A'	Goldman Sachs	6,525	134	Bio-Rad Laboratories Inc 'A'	HSBC	(172)

ブラックロック・ストラテジック・ファンズ ブラックロック・アメリカズ・ダイバーシファイド・エクイティ・アブソルート・リターン・ファンド

保有高	銘柄	取引相手	未実現評価増益/(損) (米ドル)	保有高	銘柄	取引相手	未実現評価増益/(損) (米ドル)	保有高	銘柄	取引相手	未実現評価増益/(損) (米ドル)
1,097	Bio-Rad Laboratories Inc 'A'	Morgan Stanley	10,213	(21,816)	Bloomin' Brands Inc	Bank of America Merrill Lynch	(12,653)	(1,119)	Boot Barn Holdings Inc	Barclays Bank	(2,754)
(16,107)	BioSig Technologies Inc	Barclays Bank	(4,832)	(2,812)	Bloomin' Brands Inc	Barclays Bank	(2,165)	(9,511)	Boot Barn Holdings Inc	HSBC	(48,221)
(541)	Bio-Techne Corp	Bank of America Merrill Lynch	(14,326)	(1,991)	Bloomin' Brands Inc	Goldman Sachs	8	(2,862)	Boot Barn Holdings Inc	Morgan Stanley	(1,620)
(1,205)	Bio-Techne Corp	Barclays Bank	8,640	(8,801)	Blucora Inc	Bank of America Merrill Lynch	(9,857)	2,499	Booz Allen Hamilton Holding Corp	Bank of America Merrill Lynch	3,439
(41)	Bio-Techne Corp	Goldman Sachs	(1,086)	(27,255)	Blucora Inc	Barclays Bank	(22,077)	12,226	Booz Allen Hamilton Holding Corp	Barclays Bank	(8,442)
(206)	Bio-Techne Corp	HSBC	(1,154)	(17,914)	Blucora Inc	Goldman Sachs	(20,064)	4,837	Booz Allen Hamilton Holding Corp	Goldman Sachs	8,078
(1,758)	Bio-Techne Corp	Morgan Stanley	12,605	(9,472)	Blucora Inc	HSBC	(17,523)	2,180	Booz Allen Hamilton Holding Corp	HSBC	(1,782)
(14,651)	Bioventus Inc	Barclays Bank	(15,091)	(6,703)	Blucora Inc	Morgan Stanley	(5,429)	31,041	BorgWarner Inc	Bank of America Merrill Lynch	(11,175)
(415)	Bioxel Therapeutics Inc	Bank of America Merrill Lynch	(822)	(6,847)	Blue Bird Corp	Goldman Sachs	7,345	(535)	BorgWarner Inc	Bank of America Merrill Lynch	193
(1,465)	Bioxel Therapeutics Inc	Barclays Bank	(1,553)	(5,947)	Blue Bird Corp	Morgan Stanley	(1,378)	20,676	BorgWarner Inc	Barclays Bank	18,276
(2,342)	Bioxel Therapeutics Inc	Goldman Sachs	(4,673)	1,565	Blue Ridge Bankshares Inc	Goldman Sachs	13	(14,256)	BorgWarner Inc	Barclays Bank	(16,252)
(766)	Bioxel Therapeutics Inc	Morgan Stanley	(812)	(3,913)	Bluebird Bio Inc	Barclays Bank	(2,035)	6,249	BorgWarner Inc	Goldman Sachs	(2,250)
(7,282)	BJ's Restaurants Inc	Barclays Bank	437	(3,571)	Bluebird Bio Inc	Goldman Sachs	(3,813)	8,808	BorgWarner Inc	HSBC	(14,445)
(11,908)	BJ's Restaurants Inc	Goldman Sachs	20,958	(4,054)	Bluebird Bio Inc	HSBC	(11,027)	27,593	BorgWarner Inc	Morgan Stanley	29,292
(406)	BJ's Restaurants Inc	Morgan Stanley	24	(3,530)	Bluebird Bio Inc	Morgan Stanley	(1,836)	(1,639)	BorgWarner Inc	Morgan Stanley	(1,868)
(1,193)	BJ's Wholesale Club Holdings Inc	Bank of America Merrill Lynch	3,178	17,142	Bluegreen Vacations Holding Corp	Barclays Bank	(857)	169	Boston Beer Co Inc 'A'	Bank of America Merrill Lynch	(4,214)
(280)	BJ's Wholesale Club Holdings Inc	Barclays Bank	(70)	4,135	Bluegreen Vacations Holding Corp	HSBC	9,386	58	Boston Beer Co Inc 'A'	Barclays Bank	(174)
(1,908)	BJ's Wholesale Club Holdings Inc	HSBC	3,453	(1,452)	BlueLinx Holdings Inc	Barclays Bank	7,667	400	Boston Beer Co Inc 'A'	Goldman Sachs	(11,758)
(5,213)	BJ's Wholesale Club Holdings Inc	Morgan Stanley	(1,303)	(3,313)	Blueprint Medicines Corp	Bank of America Merrill Lynch	9,303	95	Boston Beer Co Inc 'A'	Morgan Stanley	551
(9,013)	Black Diamond Therapeutics Inc	Morgan Stanley	3,312	(1,454)	Blueprint Medicines Corp	Barclays Bank	5,001	(827)	Boston Omaha Corp 'A'	Bank of America Merrill Lynch	(2,994)
(15,221)	Black Hills Corp	Bank of America Merrill Lynch	3,209	(6,962)	Blueprint Medicines Corp	Goldman Sachs	17,614	(6,973)	Boston Omaha Corp 'A'	Barclays Bank	(12,342)
(16,860)	Black Hills Corp	Barclays Bank	2,306	(10,250)	Blueprint Medicines Corp	Morgan Stanley	35,260	(323)	Boston Omaha Corp 'A'	HSBC	(1,211)
(9,538)	Black Hills Corp	Goldman Sachs	2,478	(26,759)	Bluerock Residential Growth Inc (REIT)	Goldman Sachs	(5,352)	(12,645)	Boston Omaha Corp 'A'	Morgan Stanley	(22,382)
(18,552)	Black Hills Corp	HSBC	56,955	523	BM Technologies Inc	Barclays Bank	6,721	22,303	Boston Private Financial Holdings Inc	Morgan Stanley	4,907
(7,891)	Black Hills Corp	Morgan Stanley	1,796	(568)	Boeing Co	Bank of America Merrill Lynch	(10,815)	(1,791)	Boston Properties Inc (REIT)	Goldman Sachs	(13,289)
(16,213)	Black Knight Inc	Morgan Stanley	(3,567)	(2,100)	Boeing Co	Goldman Sachs	(29,089)	5,495	Boston Properties Inc (REIT)	HSBC	51,378
(6,999)	Blackbaud Inc	Bank of America Merrill Lynch	(7,139)	(2,556)	Boeing Co	HSBC	(36,014)	12,477	Boston Properties Inc (REIT)	Morgan Stanley	32,066
(12,745)	Blackbaud Inc	Barclays Bank	(5,301)	(4,592)	Boeing Co	Morgan Stanley	(43,991)	(3,474)	Boston Scientific Corp	Bank of America Merrill Lynch	(2,884)
(8,542)	Blackbaud Inc	Goldman Sachs	(8,713)	3,738	Bogota Financial Corp	Bank of America Merrill Lynch	(374)	(10,110)	Boston Scientific Corp	Barclays Bank	2,528
(1,243)	Blackbaud Inc	Morgan Stanley	(320)	7,311	Bogota Financial Corp	Morgan Stanley	219	(733)	Boston Scientific Corp	Goldman Sachs	(608)
6,026	Blackline Inc	Goldman Sachs	(2,810)	(9,775)	Boise Cascade Co	Barclays Bank	(5,572)	(26,500)	Boston Scientific Corp	HSBC	18,550
6,915	Blackline Inc	Morgan Stanley	415	(501)	Boise Cascade Co	Goldman Sachs	1,468	(18,202)	Boston Scientific Corp	Morgan Stanley	4,009
(8,670)	Blackstone Group Inc	HSBC	(35,200)	(1,934)	BOK Financial Corp	Bank of America Merrill Lynch	97	3,103	Bottomline Technologies DE Inc	Bank of America Merrill Lynch	(993)
(10,036)	Blackstone Group Inc	Morgan Stanley	(14,552)	(8,209)	BOK Financial Corp	Barclays Bank	(7,799)	1,404	Bottomline Technologies DE Inc	Barclays Bank	(716)
(40,544)	Blackstone Mortgage Trust Inc 'A' (REIT)	Bank of America Merrill Lynch	(15,812)	(3,446)	BOK Financial Corp	Goldman Sachs	172	14,298	Bottomline Technologies DE Inc	Goldman Sachs	(4,575)
22,607	Blackstone Mortgage Trust Inc 'A' (REIT)	Bank of America Merrill Lynch	7,206	(578)	BOK Financial Corp	HSBC	(92)	1,572	Bottomline Technologies DE Inc	HSBC	(1,761)
(8,273)	Blackstone Mortgage Trust Inc 'A' (REIT)	Barclays Bank	(1,737)	2,424	BOK Financial Corp	HSBC	388	26,339	Bottomline Technologies DE Inc	Morgan Stanley	(13,433)
17,820	Blackstone Mortgage Trust Inc 'A' (REIT)	Barclays Bank	3,343	(1,711)	BOK Financial Corp	Morgan Stanley	(1,625)	20,323	Box Inc 'A'	Barclays Bank	(813)
(3,341)	Blackstone Mortgage Trust Inc 'A' (REIT)	Goldman Sachs	(1,303)	7,814	BOK Financial Corp	Morgan Stanley	7,423	6,068	Box Inc 'A'	Goldman Sachs	(1,517)
27,622	Blackstone Mortgage Trust Inc 'A' (REIT)	Goldman Sachs	10,699	3,184	BOK Financial Corp	Bank of America Merrill Lynch	(3,375)	29,631	Box Inc 'A'	Morgan Stanley	(1,185)
(9,199)	Blackstone Mortgage Trust Inc 'A' (REIT)	Morgan Stanley	(1,932)	5,779	Bolt Biotherapeutics Inc	Barclays Bank	(2,040)	(11,032)	Boyd Gaming Corp	Bank of America Merrill Lynch	(43,025)
35,255	Blackstone Mortgage Trust Inc 'A' (REIT)	Morgan Stanley	7,574	7,461	Bolt Biotherapeutics Inc	HSBC	(29,580)	(24,132)	Boyd Gaming Corp	Barclays Bank	(83,980)
25,103	Bloom Energy Corp 'A'	Bank of America Merrill Lynch	112,731	588	Bolt Biotherapeutics Inc	Morgan Stanley	(288)	(38,612)	Boyd Gaming Corp	Goldman Sachs	(13,233)
11,499	Bloom Energy Corp 'A'	Barclays Bank	26,678	(511)	Bonanza Creek Energy Inc	Bank of America Merrill Lynch	(332)	4,311	Brady Corp 'A'	Bank of America Merrill Lynch	4,527
4,442	Bloom Energy Corp 'A'	Goldman Sachs	20,255	(6,833)	Bonanza Creek Energy Inc	Barclays Bank	205				
7,038	Bloom Energy Corp 'A'	Morgan Stanley	16,328	(2,087)	Bonanza Creek Energy Inc	Goldman Sachs	(1,357)				
				(275)	Bonanza Creek Energy Inc	HSBC	(814)				
				(10,958)	Bonanza Creek Energy Inc	Morgan Stanley	329				
				287	Booking Holdings Inc	Bank of America Merrill Lynch	28,604				
				419	Booking Holdings Inc	Barclays Bank	4,896				
				101	Booking Holdings Inc	Goldman Sachs	11,311				
				109	Booking Holdings Inc	Morgan Stanley	1,832				

ブラックロック・ストラテジック・ファンズ ブラックロック・アメリカズ・ダイバーシファイド・エクイティ・アブソルート・リターン・ファンド

保有高	銘柄	取引相手	未実現評価増/減 (米ドル)	保有高	銘柄	取引相手	未実現評価増/減 (米ドル)	保有高	銘柄	取引相手	未実現評価増/減 (米ドル)
1,533	Brady Corp 'A'	Barclays Bank	1,180	(28,502)	BrightSphere	Bank of America	17,002	(139,025)	Brookdale Senior Living Inc	Morgan Stanley	19,464
13,799	Brady Corp 'A'	Goldman Sachs	8,728		Investment Group Inc	Merrill Lynch		3,088	Brookfield	Bank of America	4,200
14,205	Brady Corp 'A'	Morgan Stanley	10,356	(14,040)	BrightSphere	Barclays Bank	5,257	9,040	Infrastructure Corp 'A'	Merrill Lynch	
57,096	Braemar Hotels & Resorts Inc (REIT)	Bank of America	19,413	(7,160)	Investment Group Inc			3,164	Brookfield	Barclays Bank	19,436
39,486	Braemar Hotels & Resorts Inc (REIT)	Merrill Lynch		(5,609)	BrightSphere	Goldman Sachs	4,141	696	Infrastructure Corp 'A'		
7,760	Braemar Hotels & Resorts Inc (REIT)	Barclays Bank	11,846	16,337	Investment Group Inc			1,806	Brookfield	Goldman Sachs	4,699
63,919	Braemar Hotels & Resorts Inc (REIT)	Goldman Sachs	2,638		BrightView Holdings Inc	Bank of America	(6,208)	(6,620)	Infrastructure Corp 'A'	HSBC	1,478
37,455	Braemar Hotels & Resorts Inc (REIT)	HSBC	(50,650)	17,153	BrightView Holdings Inc	Merrill Lynch		(39,382)	Infrastructure Corp 'A'	Morgan Stanley	2,060
(57,881)	Braemar Hotels & Resorts Inc (REIT)	Morgan Stanley	11,237	22,917	BrightView Holdings Inc	Barclays Bank	(515)	(6,044)	Brookfield Property Inc 'A' (REIT)	Bank of America	(2,449)
(8,367)	BrainStorm Cell Therapeutics Inc	Barclays Bank	(9,261)	1,446	BrightView Holdings Inc	Goldman Sachs	(8,708)	(9,740)	Brookfield Property Inc 'A' (REIT)	Merrill Lynch	(9,846)
(8,367)	BrainStorm Cell Therapeutics Inc	Goldman Sachs	(1,841)	(1,249)	Brinker International Inc	HSBC	(1,547)	(6,044)	Brookfield Property Inc 'A' (REIT)	Barclays Bank	(9,846)
83,778	Brandywine Realty Trust (REIT)	Barclays Bank	(9,261)	(2,696)	Brinker International Inc	Bank of America	636	(16,521)	Brookfield Property Inc 'A' (REIT)	Goldman Sachs	(6,673)
9,962	Brandywine Realty Trust (REIT)	Goldman Sachs	(1,841)	(1,199)	Brinker International Inc	Merrill Lynch		2,491	Brookfield Property Partners LP	HSBC	99
21,169	Brandywine Realty Trust (REIT)	Bank of America	36,025	1,231	Brink's Co	Bank of America	(5,244)	8,684	Brookfield	Bank of America	24,749
3,120	Bridgebio Pharma Inc	Merrill Lynch		12,843	Brink's Co	Merrill Lynch		17,913	Renewable Corp 'A'	Merrill Lynch	
(2,131)	Bridgebio Pharma Inc	Barclays Bank	(797)	483	Brink's Co	Goldman Sachs	(826)	3,768	Brookfield	Barclays Bank	5,374
8,167	Bridgebio Pharma Inc	Goldman Sachs	15,818	5,835	Bristol-Myers Squibb Co	Bank of America	712	30,231	Renewable Corp 'A'	Goldman Sachs	10,739
2,858	Bridgebio Pharma Inc	HSBC	46,757	43,733	Bristol-Myers Squibb Co	Barclays Bank	(68,661)	(24,887)	Brookline Bancorp Inc	Bank of America	—
3,673	Bridgebio Pharma Inc	HSBC	46,757	9,003	Bristol-Myers Squibb Co	Goldman Sachs	2,340	(32,482)	Brookline Bancorp Inc	HSBC	(6,821)
353	Bridgebio Pharma Inc	Morgan Stanley	791	1,148	Bristol-Myers Squibb Co	HSBC	1,662	(93,265)	Brookline Bancorp Inc	Morgan Stanley	(7,461)
3,118	Bridgewater Bancshares Inc	Bank of America	(967)	24,317	Bristol-Myers Squibb Co	Morgan Stanley	(38,178)	1,818	Brooklyn	Goldman Sachs	(7,908)
(262)	Bridgford Foods Corp	Merrill Lynch	364	(8,331)	Bristow Group Inc	Bank of America	7,831	2,940	ImmunioTherapeutics Inc	HSBC	773
(6,472)	Bridgford Foods Corp	Barclays Bank	10,840	(3,275)	Bristow Group Inc	Merrill Lynch		(980)	ImmunioTherapeutics Inc	HSBC	(4,332)
(3,165)	Bridgford Foods Corp	Goldman Sachs	4,236	(8,443)	Bristow Group Inc	Barclays Bank	4,127	2,492	Brooks Automation Inc	Barclays Bank	11,015
(299)	Bridgford Foods Corp	HSBC	(1,041)	(3,976)	Bristow Group Inc	Goldman Sachs	7,164	10,894	Brooks Automation Inc	Goldman Sachs	123,102
(826)	Bridgford Foods Corp	Morgan Stanley	1,470	24,464	Brixmor Property Group Inc (REIT)	Morgan Stanley	7,339	(1,568)	Brooks Automation Inc	HSBC	(19,835)
3,518	Briggs & Stratton Corp*	Barclays Bank	(369)	14,167	Brixmor Property Group Inc (REIT)	Barclays Bank	8,784	(1,727)	Brooks Automation Inc	Morgan Stanley	(7,634)
32,162	Briggs & Stratton Corp*	Goldman Sachs	(32)	(3,666)	Brixmor Property Group Inc (REIT)	Barclays Bank	(2,273)	3,827	Brown & Brown Inc	Barclays Bank	1,378
34,168	Brigham Minerals Inc 'A'	Barclays Bank	3,417	42,066	Brixmor Property Group Inc (REIT)	Goldman Sachs	12,620	42,992	Brown & Brown Inc	HSBC	(36,543)
3,567	Brigham Minerals Inc 'A'	Goldman Sachs	(2,961)	(12,120)	Brixmor Property Group Inc (REIT)	Morgan Stanley	(7,514)	7,270	Brown & Brown Inc	Morgan Stanley	2,617
19,369	Brigham Minerals Inc 'A'	HSBC	4,261		Broadcom Inc	Bank of America	(34,074)	4,426	Brown-Forman Corp 'A'	Morgan Stanley	5,267
361	Bright Horizons Family Solutions Inc	Bank of America	151		Broadcom Inc	Merrill Lynch		(3,483)	Brown-Forman Corp 'B'	Bank of America	(2,267)
2,733	Bright Horizons Family Solutions Inc	Goldman Sachs	6,793	(1,052)	Broadcom Inc	Barclays Bank	(11,314)	10,751	Brown-Forman Corp 'B'	Barclays Bank	(42)
(1,063)	Bright Horizons Family Solutions Inc	Goldman Sachs	(4,196)	2,597	Broadcom Inc	Barclays Bank	(11,314)	9,630	Brown-Forman Corp 'B'	Goldman Sachs	23,112
1,485	Bright Horizons Family Solutions Inc	HSBC	(1,143)		Broadcom Inc	Barclays Bank	1,932	(689)	Brown-Forman Corp 'B'	Goldman Sachs	(460)
2,823	Bright Horizons Family Solutions Inc	Morgan Stanley	11,405	(41,489)	Broadcom Inc	Goldman Sachs	59,274	3,337	Brown-Forman Corp 'B'	HSBC	8,509
(1,772)	Brightcove Inc	Barclays Bank	(354)		Broadcom Inc	HSBC	(67,243)	(6,259)	Brown-Forman Corp 'B'	HSBC	(15,151)
(1,769)	Brightcove Inc	Goldman Sachs	(1,698)		Broadcom Inc	Morgan Stanley	(69,156)	8,206	Brown-Forman Corp 'B'	Morgan Stanley	6,401
(7,803)	Brightcove Inc	HSBC	(7,803)		Broadmark Realty Capital Inc (REIT)	Barclays Bank	4,979	(5,385)	Brown-Forman Corp 'B'	Morgan Stanley	(2,693)
(19,118)	Brightcove Inc	Morgan Stanley	(3,824)		Broadmark Realty Capital Inc (REIT)	Barclays Bank	4,979	(1,113)	BRP Group Inc 'A'	Bank of America	467
7,098	BrightHouse Financial Inc	Bank of America	1,844	(79,115)	Broadmark Realty Capital Inc (REIT)	Goldman Sachs	(11,867)	(20,334)	BRP Group Inc 'A'	Barclays Bank	(2,440)
3,581	BrightHouse Financial Inc	Barclays Bank	117		Broadridge Financial Solutions Inc	Goldman Sachs	10,167	(4,719)	BRP Group Inc 'A'	Goldman Sachs	1,982
3,385	BrightHouse Financial Inc	Goldman Sachs	(394)		Broadridge Financial Solutions Inc	Goldman Sachs	10,167	7,604	BRT Apartments Corp (REIT)	Barclays Bank	(2,205)
13,280	BrightHouse Financial Inc	HSBC	12,577	(15,527)	Broadridge Financial Solutions Inc	Morgan Stanley	88				
17,072	BrightHouse Financial Inc	Morgan Stanley	3,756	(11,586)	Brookdale Senior Living Inc	Barclays Bank	1,622				

ブラックロック・ストラテジック・ファンズ ブラックロック・アメリカズ・ダイバーシファイド・エクイティ・アブソルート・リターン・ファンド

保有高	銘柄	取引相手	未実現損益(株) / (米ドル)	保有高	銘柄	取引相手	未実現損益(株) / (米ドル)	保有高	銘柄	取引相手	未実現損益(株) / (米ドル)
22,177	BRT Apartments Corp (REIT)	Goldman Sachs	(5,322)	(979)	C&F Financial Corp	Barclays Bank	773	(243)	Calavo Growers Inc	Barclays Bank	71
19,067	BRT Apartments Corp (REIT)	Morgan Stanley	(5,529)	(1,023)	C&F Financial Corp	HSBC	(4,174)	(9,916)	Calavo Growers Inc	Goldman Sachs	33,913
13,138	Bruker Corp	Bank of America Merrill Lynch	29,155	(1,098)	C&F Financial Corp	Morgan Stanley	867	(862)	Calavo Growers Inc	Morgan Stanley	(87)
(686)	Bruker Corp	Bank of America Merrill Lynch	(1,585)	(473)	C3.ai Inc 'A'	Barclays Bank	(1,003)	5,023	Caledonia Mining Corp Plc	Barclays Bank	(1,376)
4,171	Bruker Corp	Barclays Bank	(1,335)	4,471	C4 Therapeutics Inc	Bank of America Merrill Lynch	10,865	8,255	Caledonia Mining Corp Plc	Goldman Sachs	(6,026)
(677)	Bruker Corp	Barclays Bank	217	8,213	C4 Therapeutics Inc	Barclays Bank	(2,628)	(1,165)	Caleres Inc	Bank of America Merrill Lynch	(570)
8,168	Bruker Corp	Goldman Sachs	18,868	539	C4 Therapeutics Inc	HSBC	1,682	(3,228)	Caleres Inc	Barclays Bank	1,435
(434)	Bruker Corp	Goldman Sachs	(1,003)	1,318	C4 Therapeutics Inc	Morgan Stanley	(422)	(19,736)	Caleres Inc	Goldman Sachs	34,192
10,683	Bruker Corp	HSBC	9,828	4,968	Cabaletta Bio Inc	Bank of America Merrill Lynch	9,936	(4,206)	Caleres Inc	HSBC	1,052
7,149	Bruker Corp	Morgan Stanley	(2,221)	15,719	Cabaletta Bio Inc	Barclays Bank	1,729	(18,332)	Caleres Inc	Morgan Stanley	(4,787)
3,424	Brunswick Corp	Barclays Bank	12,189	3,347	Cabaletta Bio Inc	Goldman Sachs	6,694	4,179	California BanCorp	Bank of America Merrill Lynch	1,881
605	Brunswick Corp	Goldman Sachs	(2,305)	15,063	Cabaletta Bio Inc	HSBC	33,139	10,321	California BanCorp	Barclays Bank	1,548
3,729	Brunswick Corp	HSBC	(46,948)	(13,508)	Cabaletta Bio Inc	Morgan Stanley	1,216	5,398	California BanCorp	Goldman Sachs	2,429
(4,961)	Brunswick Corp	HSBC	62,459	293	Cable One Inc	Bank of America Merrill Lynch	25,838	4,610	California BanCorp	HSBC	6,131
3,148	Brunswick Corp	Morgan Stanley	11,207	83	Cable One Inc	Goldman Sachs	6,198	3,512	California BanCorp	Morgan Stanley	527
(3,777)	Brunswick Corp	Morgan Stanley	(13,446)	64	Cable One Inc	HSBC	4,677	(16,379)	California Resources Corp	Bank of America Merrill Lynch	(62,568)
13,890	Bryn Mawr Bank Corp	Barclays Bank	8,612	157	Cable One Inc	Morgan Stanley	1,339	3,829	California Water Service Group	Bank of America Merrill Lynch	2,106
5,916	Bryn Mawr Bank Corp	Goldman Sachs	(2,189)	(9,031)	Cabot Corp	Bank of America Merrill Lynch	(4,245)	18,141	California Water Service Group	Barclays Bank	(1,814)
(1,999)	Buckle Inc	Bank of America Merrill Lynch	6,757	(18,225)	Cabot Corp	Barclays Bank	(7,655)	8,706	California Water Service Group	Goldman Sachs	4,788
(10,645)	Buckle Inc	Barclays Bank	(16,074)	(6,562)	Cabot Corp	Goldman Sachs	(2,993)	23,686	California Water Service Group	Morgan Stanley	(2,369)
(3,963)	Buckle Inc	Goldman Sachs	13,395	(8,997)	Cabot Corp	HSBC	(18,151)	18,452	Calithera Biosciences Inc	Bank of America Merrill Lynch	2,214
17,384	Builders FirstSource Inc	Bank of America Merrill Lynch	(38,755)	(13,508)	Cabot Corp	Morgan Stanley	(5,673)	36,803	Calithera Biosciences Inc	Goldman Sachs	4,416
8,278	Builders FirstSource Inc	Barclays Bank	497	(10,901)	Cabot Oil & Gas Corp	Goldman Sachs	20,821	14,780	Calithera Biosciences Inc	HSBC	4,730
36,872	Builders FirstSource Inc	Goldman Sachs	(79,108)	(9,761)	Cabot Oil & Gas Corp	HSBC	12,689	6,711	Calithera Biosciences Inc	Morgan Stanley	940
5,921	Builders FirstSource Inc	HSBC	(38,466)	(8,135)	Cabot Oil & Gas Corp	Morgan Stanley	1,627	1,434	Calix Inc	Barclays Bank	1,119
42,356	Builders FirstSource Inc	Morgan Stanley	(173)	1,194	CACI International Inc 'A'	Goldman Sachs	(5,612)	5,930	Calix Inc	Goldman Sachs	29,352
580	Bumble Inc 'A'	Goldman Sachs	(413)	250	CACI International Inc 'A'	Morgan Stanley	(800)	(11,357)	Callaway Golf Co	Bank of America Merrill Lynch	(26,427)
7,286	Bunge Ltd	Bank of America Merrill Lynch	(1,952)	(6,783)	Cactus Inc 'A'	Bank of America Merrill Lynch	5,019	(9,253)	Callaway Golf Co	Barclays Bank	(19,061)
(10,117)	Bunge Ltd	Bank of America Merrill Lynch	8,741	(1,748)	Cactus Inc 'A'	Goldman Sachs	1,294	(5,213)	Callaway Golf Co	Goldman Sachs	(11,038)
10,500	Bunge Ltd	Barclays Bank	(1,245)	(17,980)	Caetus Inc 'A'	HSBC	(11,148)	(11,702)	Callaway Golf Co	Morgan Stanley	(24,106)
(1,567)	Bunge Ltd	Barclays Bank	(31)	(15,469)	Cactus Inc 'A'	Morgan Stanley	(4,486)	(12,015)	Cal-Maine Foods Inc	Barclays Bank	20,786
3,509	Bunge Ltd	Goldman Sachs	(9,544)	(7,254)	Cadence BanCorp	HSBC	(725)	(7,115)	Cal-Maine Foods Inc	Goldman Sachs	18,499
(3,906)	Bunge Ltd	Goldman Sachs	10,624	(16,316)	Cadence BanCorp	Morgan Stanley	(4,405)	(852)	Cal-Maine Foods Inc	HSBC	2,164
536	Bunge Ltd	HSBC	(183)	1,256	Cadence Design Systems Inc	Bank of America Merrill Lynch	6,475	(1,999)	Cal-Maine Foods Inc	Morgan Stanley	3,458
9,579	Bunge Ltd	Morgan Stanley	(380)	11,728	Cadence Design Systems Inc	Barclays Bank	7,088	(24,657)	Calyxt Inc	Barclays Bank	3,918
(4,820)	Burford Capital Ltd	Barclays Bank	(735)	4,011	Cadence Design Systems Inc	Goldman Sachs	20,677	(1,478)	Cambium Networks Corp	Goldman Sachs	(13,893)
(4,802)	Burford Capital Ltd	Morgan Stanley	(1,298)	(15,469)	Cadence Design Systems Inc	HSBC	2,434	(7,422)	Cambium Networks Corp	Morgan Stanley	(23,899)
3,471	BurgerFi International Inc	Bank of America Merrill Lynch	1,354	(7,254)	Cadence Design Systems Inc	Morgan Stanley	7,266	(7,626)	Cambridge Bancorp	Bank of America Merrill Lynch	12,583
(9,836)	Burlington Stores Inc	Barclays Bank	(27,147)	(16,316)	Cadence Design Systems Inc	Morgan Stanley	(4,405)	(9,253)	Cambridge Bancorp	Barclays Bank	1,348
(1,358)	Burlington Stores Inc	Goldman Sachs	17,328	1,256	Cadence Design Systems Inc	Bank of America Merrill Lynch	6,475	(8,700)	Cambridge Bancorp	Goldman Sachs	14,355
(3,255)	Burlington Stores Inc	Morgan Stanley	(8,984)	11,728	Cadence Design Systems Inc	Barclays Bank	7,088	(11,161)	Cambridge Bancorp	HSBC	(1,451)
(11,873)	Business First Bancshares Inc	Bank of America Merrill Lynch	(4,868)	11,728	Cadence Design Systems Inc	Barclays Bank	7,088	(3,918)	Cambridge Bancorp	Morgan Stanley	3,291
(905)	Business First Bancshares Inc	Barclays Bank	(235)	11,728	Cadence Design Systems Inc	Barclays Bank	7,088	18,702	Camden National Corp	Bank of America Merrill Lynch	(3,553)
(5,058)	Business First Bancshares Inc	Goldman Sachs	(2,074)	4,011	Cadence Design Systems Inc	Goldman Sachs	(14,685)	18,687	Camden National Corp	Barclays Bank	(4,298)
(6,929)	Business First Bancshares Inc	HSBC	(8,246)	10,362	Caesarsstone Ltd	Morgan Stanley	2,280	17,970	Camden National Corp	Goldman Sachs	(3,414)
(3,364)	Business First Bancshares Inc	Morgan Stanley	(875)	(6,121)	CAI International Inc	Bank of America Merrill Lynch	(1,542)	8,011	Camden National Corp	HSBC	6,329
(1,934)	BWX Technologies Inc	Barclays Bank	(1,083)	(3,561)	CAI International Inc	Barclays Bank	(8,754)	17,597	Camden National Corp	Morgan Stanley	(4,047)
(2,984)	BWX Technologies Inc	Goldman Sachs	5,670	(2,525)	CAI International Inc	Goldman Sachs	581	(4,791)	Camden Property Trust (REIT)	Barclays Bank	(3,593)
(9,667)	BWX Technologies Inc	Morgan Stanley	(5,414)	(2,534)	CAI International Inc	HSBC	1,596	7,017	Camden Property Trust (REIT)	Goldman Sachs	15,999
(21,313)	Byline Bancorp Inc	Morgan Stanley	2,131	(23,090)	CAI International Inc	Morgan Stanley	(56,015)	4,163	Camden Property Trust (REIT)	HSBC	8,784
(718)	Byrna Technologies Inc	Barclays Bank	(9)	(6,075)	CalAmp Corp	HSBC	(12,332)				
				(37,821)	CalAmp Corp	Morgan Stanley	378				
				(59)	Calavo Growers Inc	Bank of America Merrill Lynch	202				

ブラックロック・ストラテジック・ファンズ ブラックロック・アメリカズ・ダイバーシファイド・エクイティ・アブソルート・リターン・ファンド

保有高	銘柄	取引相手	未実現評価増益/(損) (米ドル)	保有高	銘柄	取引相手	未実現評価増益/(損) (米ドル)	保有高	銘柄	取引相手	未実現評価増益/(損) (米ドル)
19,340	Camden Property Trust (REIT)	Morgan Stanley	14,505	(8,947)	Cardiff Oncology Inc	Goldman Sachs	447	15,668	Cars.com Inc	HSBC	21,862
(3,576)	Camden Property Trust (REIT)	Morgan Stanley	(2,682)	4,464	Cardinal Health Inc	Bank of America	(1,696)	(50,462)	Carter Bankshares Inc	Morgan Stanley	27,754
(6,740)	Campbell Soup Co	Morgan Stanley	(202)	18,821	Cardinal Health Inc	Barclays Bank	(10,540)	(1,257)	Carter's Inc	Bank of America	153
3,862	Camping World Holdings Inc 'A'	Bank of America	9,759	442	Cardinal Health Inc	Goldman Sachs	(168)	(281)	Carter's Inc	Barclays Bank	(397)
15,846	Camping World Holdings Inc 'A'	Barclays Bank	72,733	8,916	Cardinal Health Inc	HSBC	(20,150)	524	Carter's Inc	Barclays Bank	(562)
8,652	Camping World Holdings Inc 'A'	HSBC	(5,714)	38,428	Cardinal Health Inc	Morgan Stanley	(21,520)	(3,839)	Carter's Inc	Morgan Stanley	(5,541)
3,080	Camping World Holdings Inc 'A'	Morgan Stanley	14,137	14,491	Cardiovascular Systems Inc	Barclays Bank	6,231	5,988	Carter's Inc	Morgan Stanley	9,577
4,292	Cannae Holdings Inc	Bank of America	(4,206)	11,475	Cardiovascular Systems Inc	Goldman Sachs	22,721	(114)	Carvana Co	Bank of America	(4,392)
2,401	Cannae Holdings Inc	Merrill Lynch	(1,849)	1,499	Cardiovascular Systems Inc	HSBC	(252)	(2,228)	Carvana Co	Barclays Bank	(17,066)
2,329	Cannae Holdings Inc	Barclays Bank	(2,282)	8,799	Cardiovascular Systems Inc	Morgan Stanley	3,784	(932)	Carvana Co	Goldman Sachs	(30,542)
58,214	Cannae Holdings Inc	Goldman Sachs	(44,825)	1,019	Cardlytics Inc	Bank of America	16,121	(298)	Carvana Co	Morgan Stanley	(3,364)
(14,746)	Cantaloupe Inc	Bank of America	(19,170)	1,968	Cardlytics Inc	Merrill Lynch	9,892	24,707	Casa Systems Inc	Goldman Sachs	6,918
(20,048)	Cantaloupe Inc	Merrill Lynch	(2,606)	4,906	Cardlytics Inc	Barclays Bank	70,083	(8,378)	Casella Waste Systems Inc 'A'	Barclays Bank	8,797
(24,028)	Cantaloupe Inc	Barclays Bank	(2,606)	1,535	Cardlytics Inc	HSBC	14,790	(1,173)	Casella Waste Systems Inc 'A'	Goldman Sachs	1,243
(3,740)	Cantaloupe Inc	Goldman Sachs	(31,236)	339	Cardlytics Inc	Morgan Stanley	2,166	(24,610)	Casella Waste Systems Inc 'A'	HSBC	1,477
(6,213)	Capital Bancorp Inc	Morgan Stanley	200	(748)	Cardtronics Plc 'A'	Barclays Bank	(30)	(36,772)	Casella Waste Systems Inc 'A'	Morgan Stanley	38,611
(5,447)	Capital Bancorp Inc	Bank of America	(311)	(3,157)	CareDx Inc	Bank of America	(39,242)	(11,980)	Casey's General Stores Inc	Barclays Bank	(34)
(3,796)	Capital Bancorp Inc	Merrill Lynch	(1,416)	(6,885)	CareDx Inc	Barclays Bank	(11,980)	(14,506)	Casey's General Stores Inc	Goldman Sachs	22,301
(5,576)	Capital Bancorp Inc	Goldman Sachs	(190)	(1,167)	CareDx Inc	Goldman Sachs	(14,506)	(18,431)	Casey's General Stores Inc	Morgan Stanley	(73)
40,144	Capital City Bank Group Inc	Morgan Stanley	(1,450)	(1,224)	CareDx Inc	HSBC	(18,431)	(19,520)	CASI Pharmaceuticals Inc	Morgan Stanley	986
20,651	Capital City Bank Group Inc	Bank of America	13,248	(11,218)	CareDx Inc	Morgan Stanley	(19,520)	(9,781)	Casper Sleep Inc	Barclays Bank	(10,170)
49,415	Capital City Bank Group Inc	Merrill Lynch	7,228	(20,639)	Cargurus Inc	Bank of America	(9,781)	(32,854)	Casper Sleep Inc	Goldman Sachs	(8,219)
23,551	Capital City Bank Group Inc	Barclays Bank	16,256	(12,116)	Cargurus Inc	Merrill Lynch	(4,495)	(3,899)	Casper Sleep Inc	HSBC	511
64,701	Capital City Bank Group Inc	Goldman Sachs	16,256	(1,599)	Cargurus Inc	HSBC	99	929	Cass Information Systems Inc	Bank of America	(2,268)
3,136	Capital One Financial Corp	Merrill Lynch	(120)	(1,531)	Carlisle Cos Inc	Bank of America	643	(2,641)	Cass Information Systems Inc	Merrill Lynch	(16,215)
4,958	Capital One Financial Corp	Barclays Bank	198	(5,492)	Carlisle Cos Inc	Barclays Bank	8,513	(13,859)	Cass Information Systems Inc	Barclays Bank	(16,215)
(7,573)	Capital Senior Living Corp	Morgan Stanley	46,347	(9,588)	Carlisle Cos Inc	Goldman Sachs	4,027	(4,578)	Cass Information Systems Inc	Goldman Sachs	(2,523)
10,923	Capitol Federal Financial Inc	Bank of America	(1,420)	(2,606)	Carlisle Cos Inc	Morgan Stanley	4,039	(20,155)	Cass Information Systems Inc	HSBC	(3,023)
36,010	Capitol Federal Financial Inc	HSBC	1,080	(8,215)	Carlyle Group Inc	Barclays Bank	(7,229)	(25,988)	Cass Information Systems Inc	Morgan Stanley	(28,974)
35,235	Capitol Federal Financial Inc	Morgan Stanley	(4,581)	(1,002)	Carlyle Group Inc	Morgan Stanley	(882)	(1,140)	Cassava Sciences Inc	Bank of America	(11,446)
8,545	Capri Holdings Ltd	Bank of America	(9,998)	(8,537)	CarMax Inc	Bank of America	78,967	(1,674)	Cassava Sciences Inc	Merrill Lynch	(9,441)
(10,094)	Capri Holdings Ltd	Merrill Lynch	(9,998)	(2,189)	CarMax Inc	Merrill Lynch	20,248	(2,656)	Cassava Sciences Inc	HSBC	(40,637)
18,089	Capstar Financial Holdings Inc	Goldman Sachs	(1,420)	(1,431)	CarMax Inc	Goldman Sachs	(1,874)	(4,372)	Castle Biosciences Inc	Morgan Stanley	(4,897)
25,388	Capstar Financial Holdings Inc	HSBC	1,080	(48,263)	Carnival Corp	Morgan Stanley	(1,874)	(69,352)	Castlight Health Inc 'B'	Bank of America	3,468
5,832	Capstar Financial Holdings Inc	Morgan Stanley	(4,581)	(39,616)	Carnival Corp	Goldman Sachs	(81,976)	101,833	Castlight Health Inc 'B'	Merrill Lynch	15,275
35,287	Capstar Financial Holdings Inc	HSBC	15,105	(72,695)	Carnival Corp	Morgan Stanley	(120,673)	(23,219)	Catabasis Pharmaceuticals Inc	Goldman Sachs	(5,573)
(11,178)	Capstead Mortgage Corp (REIT)	Bank of America	(9,998)	(8,829)	CarParts.com Inc	Bank of America	(7,063)	(2,138)	Catalent Inc	Bank of America	(6,008)
(12,481)	Cara Therapeutics Inc	Merrill Lynch	(9,998)	(1,484)	CarParts.com Inc	Merrill Lynch	(608)	(10,950)	Catalent Inc	Merrill Lynch	(24,857)
(9,755)	Cara Therapeutics Inc	Barclays Bank	(2,244)	(2,080)	Carpenet Technology Corp	Bank of America	(6,003)	(5,470)	Catalent Inc	Goldman Sachs	(15,371)
(646)	Cara Therapeutics Inc	Goldman Sachs	(136)	(1,883)	Carpenter Technology Corp	Merrill Lynch	(4,306)	582	Catalent Inc	Morgan Stanley	1,321
(4,715)	Cara Therapeutics Inc	Morgan Stanley	(1,084)	(27,565)	Carpenter Technology Corp	Goldman Sachs	(73,331)	19,845	Catalyst Biosciences Inc	Bank of America	1,985
(7,053)	Cardiff Oncology Inc	Barclays Bank	353	(1,501)	Carpenter Technology Corp	Morgan Stanley	(20)	30,102	Catalyst Biosciences Inc	Merrill Lynch	3,612
(3,356)	Cardiff Oncology Inc	Barclays Bank	(1,946)	14,615	Carrier Services Inc	Goldman Sachs	6,284	3,322	Catalyst Biosciences Inc	Barclays Bank	332
				9,367	Carrier Global Corp	Bank of America	18,597	27,443	Catalyst Biosciences Inc	HSBC	(6,586)
				23,880	Carrier Global Corp	Merrill Lynch	37,014	19,329	Catalyst Biosciences Inc	Morgan Stanley	2,319
				36,227	Carrier Global Corp	Barclays Bank	37,014	(50,126)	Catalyst	Barclays Bank	8,020
				3,946	Carrier Global Corp	HSBC	2,052	(21,075)	Catalyst Pharmaceuticals Inc	Goldman Sachs	(843)
				69,625	Carrier Global Corp	Morgan Stanley	106,614				
				10,781	Carrolls Restaurant Group Inc	Bank of America	(216)				
				25,333	Carrolls Restaurant Group Inc	Barclays Bank	4,307				
				12,092	Carrolls Restaurant Group Inc	Morgan Stanley	2,056				
				4,973	Cars.com Inc	Barclays Bank	845				

ブラックロック・ストラテジック・ファンズ ブラックロック・アメリカズ・ダイバーシファイド・エクイティ・アブソルート・リターン・ファンド

保有高	銘柄	取引相手	未実現損益(額) (米ドル)	保有高	銘柄	取引相手	未実現損益(額) (米ドル)	保有高	銘柄	取引相手	未実現損益(額) (米ドル)
(39,743)	Catalyst Pharmaceuticals Inc	HSBC	(28,218)	76,090	CECO Environmental Corp	Bank of America Merrill Lynch	(65,437)	(11,196)	Ceracor Inc	HSBC	(1,120)
(29,461)	Catalyst Pharmaceuticals Inc	Morgan Stanley	4,714	14,982	CECO Environmental Corp	Barclays Bank	(5,394)	(2,075)	Cerence Inc	Bank of America Merrill Lynch	(24,485)
(8,832)	CatchMark Timber Trust Inc 'A' (REIT)	Barclays Bank	1,325	24,002	CECO Environmental Corp	Goldman Sachs	(20,642)	1,708	Cerence Inc	Bank of America Merrill Lynch	13,702
(154,934)	CatchMark Timber Trust Inc 'A' (REIT)	Goldman Sachs	20,141	5,298	CECO Environmental Corp	Morgan Stanley	(1,907)	(573)	Cerence Inc	Goldman Sachs	(6,761)
(20,228)	CatchMark Timber Trust Inc 'A' (REIT)	HSBC	6,878	12,757	Cedar Realty Trust Inc (REIT)	Morgan Stanley	1,021	350	Cerence Inc	Goldman Sachs	4,130
(49,571)	CatchMark Timber Trust Inc 'A' (REIT)	Morgan Stanley	7,436	355	Celanese Corp	Bank of America Merrill Lynch	420	1,796	Cerence Inc	HSBC	10,360
1,826	Caterpillar Inc	Bank of America Merrill Lynch	(6,774)	(16,256)	Celanese Corp	Morgan Stanley	8,128	3,465	Cerence Inc	Morgan Stanley	19,820
556	Caterpillar Inc	Barclays Bank	1,129	(4,302)	Celucity Inc	Barclays Bank	3,054	(1,503)	Cerence Inc	Morgan Stanley	(8,597)
791	Caterpillar Inc	Goldman Sachs	(1,441)	(6,863)	Celldex Therapeutics Inc	Barclays Bank	(7,412)	4,719	Cerevel Therapeutics Holdings Inc	Barclays Bank	(6,040)
317	Caterpillar Inc	HSBC	(485)	(2,472)	Celldex Therapeutics Inc	Goldman Sachs	(1,409)	7,855	Cerevel Therapeutics Holdings Inc	Morgan Stanley	(10,054)
1,842	Caterpillar Inc	Morgan Stanley	3,739	(7,753)	CEL-SCI Corp	Barclays Bank	(11,319)	(2,602)	Ceridian HCM Holding Inc	Bank of America Merrill Lynch	(3,528)
32,108	Cathay General Bancorp	Morgan Stanley	11,451	(1,430)	Celsius Holdings Inc	Bank of America Merrill Lynch	(15,530)	(19,568)	Ceridian HCM Holding Inc	Barclays Bank	(3,131)
(20,509)	Cato Corp 'A'	Bank of America Merrill Lynch	(33,019)	(12,566)	Celsius Holdings Inc	Barclays Bank	(20,734)	(6,909)	Ceridian HCM Holding Inc	HSBC	(38,207)
(1,606)	Cato Corp 'A'	Barclays Bank	80	(2,015)	Celsius Holdings Inc	Goldman Sachs	(21,883)	(6,118)	Ceridian HCM Holding Inc	Morgan Stanley	(979)
(23,944)	Cato Corp 'A'	Goldman Sachs	(38,550)	(1,049)	Celsius Holdings Inc	Morgan Stanley	(1,731)	5,662	Cerner Corp	Bank of America Merrill Lynch	9,909
(195)	Cavco Industries Inc	Bank of America Merrill Lynch	(2,172)	9,868	Centene Corp	Barclays Bank	(3,158)	5,700	Cerner Corp	Barclays Bank	7,125
(130)	Cavco Industries Inc	Barclays Bank	(1,473)	8,400	Centene Corp	Goldman Sachs	24,860	9,455	Cerner Corp	Goldman Sachs	16,546
(1,437)	Cavco Industries Inc	Goldman Sachs	(16,008)	12,179	Centene Corp	HSBC	43,784	4,151	Cerner Corp	HSBC	3,736
(2,772)	Cavco Industries Inc	HSBC	(31,157)	5,888	Centene Corp	Morgan Stanley	(1,884)	20,906	Cerner Corp	Morgan Stanley	26,133
(3,734)	Cavco Industries Inc	Morgan Stanley	(42,306)	23,842	CenterPoint Energy Inc	Barclays Bank	6,437	1,487	Certara Inc	Goldman Sachs	2,260
8,297	CB Financial Services Inc	Barclays Bank	(1,245)	(1,869)	CenterPoint Energy Inc	Goldman Sachs	(505)	7,001	Certara Inc	Morgan Stanley	3,220
6,474	CB Financial Services Inc	Goldman Sachs	(5,762)	39,340	CenterPoint Energy Inc	HSBC	31,760	2,982	Cerus Corp	Bank of America Merrill Lynch	15
9,178	CB Financial Services Inc	Morgan Stanley	(1,377)	(2,608)	CenterPoint Energy Inc	Morgan Stanley	(704)	38,468	Cerus Corp	HSBC	385
22,313	cbdMD Inc	Bank of America Merrill Lynch	4,239	976	CenterPoint Energy Inc	Morgan Stanley	264	50,471	Cerus Corp	Morgan Stanley	(4,038)
12,444	cbdMD Inc	Goldman Sachs	2,364	(2,941)	Centerspace (REIT)	Morgan Stanley	912	(12,216)	CEVA Inc	Barclays Bank	(3,481)
(39,138)	CBIZ Inc	Bank of America Merrill Lynch	49,423	16,048	Centogene NV	Barclays Bank	(9,950)	(2,205)	CEVA Inc	Goldman Sachs	(200)
(69,772)	CBIZ Inc	Barclays Bank	32,095	3,344	Centogene NV	Goldman Sachs	(334)	(2,255)	CEVA Inc	Morgan Stanley	(834)
(63,829)	CBIZ Inc	Goldman Sachs	84,254	5,388	Centogene NV	Morgan Stanley	(3,341)	(36,357)	CF Industries Holdings Inc	Bank of America Merrill Lynch	52,354
(771)	Choe Global Markets Inc	Morgan Stanley	(948)	22,444	Central Garden & Pet Co 'A'	Bank of America Merrill Lynch	(45,337)	(14,295)	CF Industries Holdings Inc	Barclays Bank	(2,001)
14,386	CBRE Group Inc 'A'	Bank of America Merrill Lynch	16,029	13,178	Central Garden & Pet Co 'A'	Barclays Bank	(1,054)	(8,849)	CF Industries Holdings Inc	Goldman Sachs	12,742
22,374	CBRE Group Inc 'A'	Barclays Bank	(21,927)	32,398	Central Garden & Pet Co 'A'	Goldman Sachs	(65,444)	(1,866)	CF Industries Holdings Inc	Morgan Stanley	(261)
2,431	CBRE Group Inc 'A'	Goldman Sachs	2,674	5,480	Central Garden & Pet Co 'A'	HSBC	(19,235)	863	CH Robinson Worldwide Inc	Bank of America Merrill Lynch	(1,735)
(20,950)	CBTX Inc	Bank of America Merrill Lynch	17,598	7,727	Central Garden & Pet Co 'A'	Morgan Stanley	(618)	9,100	CH Robinson Worldwide Inc	Barclays Bank	(6,370)
(19,609)	CBTX Inc	Barclays Bank	784	38,821	Central Pacific Financial Corp	Bank of America Merrill Lynch	(29,892)	15,874	CH Robinson Worldwide Inc	Goldman Sachs	(27,015)
(42,672)	CBTX Inc	Goldman Sachs	35,844	90,586	Central Pacific Financial Corp	Morgan Stanley	(4,529)	1,713	CH Robinson Worldwide Inc	HSBC	(8,068)
(4,004)	CDK Global Inc	Bank of America Merrill Lynch	2,242	(7,441)	Central Valley Community Bancorp	Bank of America Merrill Lynch	(8,706)	9,879	CH Robinson Worldwide Inc	Morgan Stanley	(6,915)
2,332	CDK Global Inc	Bank of America Merrill Lynch	(1,306)	(1,300)	Central Valley Community Bancorp	Barclays Bank	(33)	(31,882)	Champions Oncology Inc	Bank of America Merrill Lynch	13,709
(2,811)	CDK Global Inc	Barclays Bank	1,996	(7,460)	Centrus Energy Corp 'A'	Barclays Bank	(298)	(2,664)	Champions Oncology Inc	Barclays Bank	1,971
13,359	CDK Global Inc	Barclays Bank	(9,485)	(2,452)	Centrus Energy Corp 'A'	Goldman Sachs	245	(2,471)	Champions Oncology Inc	Goldman Sachs	1,063
(38,294)	CDK Global Inc	Goldman Sachs	21,445	(920)	Centrus Energy Corp 'A'	Morgan Stanley	253	14,217	ChampionX Corp	Bank of America Merrill Lynch	(4,834)
54,714	CDK Global Inc	Goldman Sachs	(30,640)	(13,084)	Century Aluminum Co	HSBC	32,972	68,362	ChampionX Corp	Barclays Bank	80,667
2,434	CDK Global Inc	HSBC	(15)	9,552	Century Casinos Inc	Morgan Stanley	(669)	28,080	ChampionX Corp	Goldman Sachs	(9,547)
(444)	CDK Global Inc	Morgan Stanley	315	(619)	Century Communities Inc	Bank of America Merrill Lynch	(2,649)	10,026	ChampionX Corp	HSBC	24,664
9,108	CDK Global Inc	Morgan Stanley	(6,467)	(1,111)	Century Communities Inc	Barclays Bank	(5,611)	16,479	ChampionX Corp	Morgan Stanley	19,445
(14,157)	CDW Corp	Bank of America Merrill Lynch	52,664	(17,814)	Century Communities Inc	Goldman Sachs	(76,244)	(2,228)	ChannelAdvisor Corp	Barclays Bank	1,470
(9,826)	CDW Corp	Goldman Sachs	36,553	(49,534)	Ceracor Inc	Bank of America Merrill Lynch	(20,309)	(25,246)	ChannelAdvisor Corp	Goldman Sachs	3,030
(1,001)	CDW Corp	HSBC	6,006	(17,814)	Ceracor Inc	Barclays Bank	(3,264)	(784)	Charles River Laboratories International Inc	Bank of America Merrill Lynch	(11,980)
(6,521)	CDW Corp	Morgan Stanley	20,476	(54,392)	Ceracor Inc	Goldman Sachs	(4,476)	(1,362)	Charles River Laboratories International Inc	Barclays Bank	(9,289)
				(10,916)	Ceracor Inc	Goldman Sachs		441	Charles River Laboratories International Inc	Barclays Bank	6,172
								(1,147)	Charles River Laboratories International Inc	Goldman Sachs	(17,526)

ブラックロック・ストラテジック・ファンズ ブラックロック・アメリカズ・ダイバーシファイド・エクイティ・アブソルート・リターン・ファンド

保有高	銘柄	取引相手	未実現損益/額 (米ドル)	保有高	銘柄	取引相手	未実現損益/額 (米ドル)	保有高	銘柄	取引相手	未実現損益/額 (米ドル)
675	Charles River Laboratories International Inc	HSBC	2,828	(14,873)	ChemoCentrx Inc	Barclays Bank	(5,057)	491	Chipotle Mexican Grill Inc	Bank of America Merrill Lynch	19,188
(2,031)	Charles River Laboratories International Inc	Morgan Stanley	(13,851)	(11,014)	ChemoCentrx Inc	Morgan Stanley	(3,744)	17	Chipotle Mexican Grill Inc	Barclays Bank	504
556	Charles River Laboratories International Inc	Morgan Stanley	129	(4,768)	Chemours Co	Bank of America Merrill Lynch	(5,817)	1,894	Chipotle Mexican Grill Inc	Goldman Sachs	76,517
1,097	Charles Schwab Corp	Bank of America Merrill Lynch	932	(8,289)	Chemours Co	Barclays Bank	(14,008)	103	Chipotle Mexican Grill Inc	HSBC	4,239
330	Charles Schwab Corp	Barclays Bank	409	(18,018)	Chemours Co	Goldman Sachs	(21,982)	175	Chipotle Mexican Grill Inc	Morgan Stanley	5,184
2,526	Charles Schwab Corp	Goldman Sachs	2,147	(4,646)	Chemours Co	Morgan Stanley	(7,852)	(4,699)	Choice Hotels International Inc	Barclays Bank	(11,419)
1,361	Charles Schwab Corp	HSBC	717	(2,185)	Chemung Financial Corp	Bank of America Merrill Lynch	(5,943)	(731)	Choice Hotels International Inc	Goldman Sachs	(1,784)
19,431	Charles Schwab Corp	Morgan Stanley	23,359	(5,694)	Chemung Financial Corp	Morgan Stanley	(11,616)	8,866	Choice Hotels International Inc	Morgan Stanley	20,873
(1,493)	Chart Industries Inc	Bank of America Merrill Lynch	12,825	(1,579)	Cheniere Energy Inc	Bank of America Merrill Lynch	(1,263)	1,390	ChoiceOne Financial Services Inc	Bank of America Merrill Lynch	(195)
(2,498)	Chart Industries Inc	Barclays Bank	8,917	(1,952)	Cheniere Energy Inc	Barclays Bank	(410)	2,670	ChoiceOne Financial Services Inc	Barclays Bank	(1,121)
(567)	Chart Industries Inc	Goldman Sachs	4,871	(5,472)	Cheniere Energy Inc	Goldman Sachs	(4,378)	4,491	ChoiceOne Financial Services Inc	HSBC	943
(392)	Charter Communications Inc 'A'	Bank of America Merrill Lynch	(1,199)	1,571	Cheniere Energy Inc	HSBC	5,059	476	ChoiceOne Financial Services Inc	Morgan Stanley	(200)
(1,323)	Charter Communications Inc 'A'	Barclays Bank	11,378	(5,838)	Cheniere Energy Inc	Morgan Stanley	(1,226)	(27,493)	ChromaDex Corp	Barclays Bank	(9,897)
(375)	Charter Communications Inc 'A'	Goldman Sachs	(825)	(30,414)	Cherry Hill Mortgage Investment Corp (REIT)	Bank of America Merrill Lynch	(4,866)	(2,658)	ChromaDex Corp	Goldman Sachs	(2,685)
(2,026)	Charter Communications Inc 'A'	HSBC	385	(5,924)	Cherry Hill Mortgage Investment Corp (REIT)	Goldman Sachs	(948)	(792)	Chubb Ltd	Bank of America Merrill Lynch	(2,919)
(3,435)	Charter Communications Inc 'A'	Morgan Stanley	29,541	(9,883)	Cherry Hill Mortgage Investment Corp (REIT)	HSBC	692	(3,515)	Chubb Ltd	Barclays Bank	(4,716)
(1,579)	Chase Corp	Barclays Bank	13	(625)	Cherry Hill Mortgage Investment Corp (REIT)	Morgan Stanley	(50)	(3,053)	Chubb Ltd	Goldman Sachs	(12,414)
(9,414)	Chase Corp	Goldman Sachs	43,878	7,059	Chesapeake Energy Corp	Barclays Bank	12,105	(1,092)	Chubb Ltd	HSBC	4,193
(15,814)	Chase Corp	Morgan Stanley	5,666	9,831	Chesapeake Energy Corp	Morgan Stanley	22,120	(886)	Chubb Ltd	Morgan Stanley	(64)
22,158	Chatham Lodging Trust (REIT)	Barclays Bank	4,875	(2,045)	Chesapeake Utilities Corp	Barclays Bank	4,867	2,060	Church & Dwight Co Inc	Bank of America Merrill Lynch	(3,269)
2,498	CHC Group Ltd*	Morgan Stanley	(1,124)	(1,084)	Chesapeake Utilities Corp	Goldman Sachs	2,027	(160)	Church & Dwight Co Inc	Barclays Bank	235
(398)	Check Point Software Technologies Ltd	Bank of America Merrill Lynch	(16)	(14,520)	Chesapeake Utilities Corp	HSBC	60,258	1,446	Church & Dwight Co Inc	Barclays Bank	(2,126)
(11,260)	Check Point Software Technologies Ltd	Morgan Stanley	23,083	(11,899)	Chesapeake Utilities Corp	Morgan Stanley	28,320	(4,411)	Church & Dwight Co Inc	Goldman Sachs	9,870
905	Check Point Software Technologies Ltd	Morgan Stanley	(1,855)	(1,727)	Chevron Corp	Barclays Bank	3,126	1,364	Church & Dwight Co Inc	HSBC	(3,718)
3,039	Checkmate Pharmaceuticals Inc	Bank of America Merrill Lynch	1,398	(1,632)	Chevron Corp	Goldman Sachs	11,457	(5,388)	Church & Dwight Co Inc	Morgan Stanley	7,920
4,500	Checkmate Pharmaceuticals Inc	Barclays Bank	315	(330)	Chevron Corp	Morgan Stanley	597	12,912	Church & Dwight Co Inc	Morgan Stanley	(18,981)
5,271	Checkmate Pharmaceuticals Inc	Goldman Sachs	2,425	(6,544)	Chevy Inc 'A'	Barclays Bank	(12,499)	(3,867)	Churchill Downs Inc	Bank of America Merrill Lynch	(11,012)
1,826	Checkmate Pharmaceuticals Inc	HSBC	511	(9,105)	Chevy Inc 'A'	Morgan Stanley	(17,391)	(419)	Churchill Downs Inc	Barclays Bank	(65)
(33,647)	Checkpoint Therapeutics Inc	Bank of America Merrill Lynch	1,398	1,553	Chicken Soup For The Soul Entertainment Inc	Barclays Bank	2,966	(3,430)	Churchill Downs Inc	Goldman Sachs	(6,643)
2,373	Cheesecake Factory Inc	Barclays Bank	4,936	(24,316)	Chico's FAS Inc	Bank of America Merrill Lynch	(5,350)	(1,607)	Churchill Downs Inc	Morgan Stanley	1,696
13,338	Cheesecake Factory Inc	HSBC	(38,547)	(51,030)	Chico's FAS Inc	Goldman Sachs	(11,227)	6,042	Churchill Downs Inc	Morgan Stanley	3,323
(1,551)	Chefs' Warehouse Inc	Bank of America Merrill Lynch	279	(10,900)	Chico's FAS Inc	Morgan Stanley	(4,142)	(3,057)	Chuy's Holdings Inc	Bank of America Merrill Lynch	4,677
(8,117)	Chefs' Warehouse Inc	Barclays Bank	2,029	(5,630)	Children's Place Inc	Bank of America Merrill Lynch	(16,665)	(11,415)	Chuy's Holdings Inc	Barclays Bank	14,269
(6,737)	Chefs' Warehouse Inc	Goldman Sachs	1,213	(2,898)	Children's Place Inc	Barclays Bank	6,694	(3,741)	Chuy's Holdings Inc	Goldman Sachs	5,724
455	Chegg Inc	Bank of America Merrill Lynch	209	(4,601)	Children's Place Inc	Goldman Sachs	(13,619)	34,197	Cidara Therapeutics Inc	Bank of America Merrill Lynch	684
3,862	Chegg Inc	Barclays Bank	11,277	(157,273)	Chimera Investment Corp (REIT)	Bank of America Merrill Lynch	(83,354)	47,425	Cidara Therapeutics Inc	Barclays Bank	949
4,989	Chegg Inc	Morgan Stanley	14,568	(9,154)	Chimera Investment Corp (REIT)	Barclays Bank	(2,655)	74,154	Cidara Therapeutics Inc	Goldman Sachs	1,483
(8,417)	Chegg Inc	Morgan Stanley	(24,578)	(16,819)	Chimera Investment Corp (REIT)	HSBC	(11,101)	40,100	Cidara Therapeutics Inc	HSBC	3,981
(45,974)	Chembio Diagnostics Inc	Bank of America Merrill Lynch	(460)	(89,243)	Chimera Investment Corp (REIT)	Morgan Stanley	(25,880)	7,859	Ciena Corp	Barclays Bank	(4,637)
(25,567)	Chembio Diagnostics Inc	Barclays Bank	(3,068)	(16,819)	Chimera Investment Corp (REIT)	HSBC	(11,101)	34,803	Ciena Corp	Goldman Sachs	28,190
(73)	Chemed Corp	Bank of America Merrill Lynch	(880)	(16,819)	Chimera Investment Corp (REIT)	HSBC	(11,101)	3,009	Ciena Corp	Barclays Bank	(7,579)
(4,610)	Chemed Corp	Barclays Bank	11,295	(12,698)	Chimerix Inc	Bank of America Merrill Lynch	4,571	4,722	Cigna Corp	Goldman Sachs	(23,006)
(1,026)	Chemed Corp	Goldman Sachs	(12,374)	(5,767)	Chimerix Inc	Barclays Bank	288	76	Cigna Corp	HSBC	(613)
				(5,699)	Chimerix Inc	Goldman Sachs	2,052	3,152	Cigna Corp	Morgan Stanley	(8,447)
				1,840	Chinook Therapeutics Inc	Barclays Bank	(2,742)	798	Cimpres Plc	Bank of America Merrill Lynch	(3,503)
				2,984	Chinook Therapeutics Inc	Goldman Sachs	(656)		Cimpres Plc	Barclays Bank	1,005
				4,665	Chinook Therapeutics Inc	Morgan Stanley	(6,951)		Cimpres Plc	Goldman Sachs	(31,555)
									Cimpres Plc	HSBC	1,093
									Cincinnati Financial Corp	Morgan Stanley	2,132
											6,007

ブラックロック・ストラテジック・ファンズ ブラックロック・アメリカズ・ダイバーシファイド・エクイティ・アブソルート・リターン・ファンド

保有高	銘柄	取引相手	未実現評価増益/(損) (米ドル)	保有高	銘柄	取引相手	未実現評価増益/(損) (米ドル)	保有高	銘柄	取引相手	未実現評価増益/(損) (米ドル)
15,063	Cinemark Holdings Inc	Bank of America Merrill Lynch	8,887	17,737	Civista Bancshares Inc	Barclays Bank	1,064	328	Cloudflare Inc 'A'	Goldman Sachs	3,641
				22,161	Civista Bancshares Inc	Goldman Sachs	443	3,203	Cloudflare Inc 'A'	Morgan Stanley	10,186
40,140	Cinemark Holdings Inc	Barclays Bank	292	18,260	Civista Bancshares Inc	HSBC	16,251	27,829	Clover Health	Barclays Bank	20,037
6,280	Cinemark Holdings Inc	Goldman Sachs	3,705	26,093	Civista Bancshares Inc	Morgan Stanley	1,566		Investments Corp		
927	Cinemark Holdings Inc	HSBC	476	1,327	Clarivate Plc	Bank of America Merrill Lynch	2,030	24,234	Clover Health	Goldman Sachs	19,872
13,015	Cinemark Holdings Inc	Morgan Stanley	260						Investments Corp		
1,343	Cintas Corp	Barclays Bank	(1,343)	2,838	Clarivate Plc	Barclays Bank	(449)	14,880	Clovis Oncology Inc	Goldman Sachs	(11,011)
807	Cintas Corp	Goldman Sachs	1,211	(9,134)	Clarivate Plc	Barclays Bank	977	1,806	Clovis Oncology Inc	Morgan Stanley	117
1,570	Cintas Corp	HSBC	(11,304)	4,254	Clarivate Plc	Goldman Sachs	5,715	6,722	CMC Materials Inc	Bank of America Merrill Lynch	12,133
2,194	Cintas Corp	Morgan Stanley	(2,194)	3,000	Clarivate Plc	Morgan Stanley	1,050				
(7,579)	CIRCOR International Inc	Bank of America Merrill Lynch	909	(2,719)	Clarus Corp	Bank of America Merrill Lynch	(6,063)	4,915	CMC Materials Inc	Barclays Bank	1,117
								1,921	CMC Materials Inc	Goldman Sachs	5,681
(9,405)	CIRCOR International Inc	Barclays Bank	(2,822)	(1,088)	Clarus Corp	Barclays Bank	(914)	(2,204)	CMC Materials Inc	HSBC	(2,645)
(6,646)	CIRCOR International Inc	Goldman Sachs	798	(50,082)	Clarus Corp	Morgan Stanley	(42,069)	770	CMC Materials Inc	HSBC	875
(484)	CIRCOR International Inc	Morgan Stanley	47	4,537	Clean Energy Fuels Corp	Barclays Bank	(181)	(768)	CMC Materials Inc	Morgan Stanley	(369)
18,831	Cirrus Logic Inc	Barclays Bank	31,260	15,247	Clean Energy Fuels Corp	HSBC	2,813	2,478	CMC Materials Inc	Morgan Stanley	1,640
4,791	Cirrus Logic Inc	Goldman Sachs	18,254	2,867	Clean Energy Fuels Corp	Morgan Stanley	(220)	1,275	CME Group Inc	Bank of America Merrill Lynch	2,971
11,231	Cirrus Logic Inc	HSBC	36,301	(8,800)	Clean Harbors Inc	Bank of America Merrill Lynch	6,424				
2,263	Cirrus Logic Inc	Morgan Stanley	3,757					4,753	CME Group Inc	Barclays Bank	6,892
(28,008)	Cisco Systems Inc-CDI	Goldman Sachs	1,120	3,261	Clean Harbors Inc	Bank of America Merrill Lynch	369	1,531	CME Group Inc	Goldman Sachs	3,567
(1,142)	Cisco Systems Inc-CDI	HSBC	297					(528)	CME Group Inc	Goldman Sachs	(636)
15,637	Cisco Systems Inc-CDI	Morgan Stanley	(7,622)	(13,986)	Clean Harbors Inc	Barclays Bank	7,832	719	CME Group Inc	HSBC	7,700
(6,512)	Cisco Systems Inc-CDI	Morgan Stanley	3,191	(12,831)	Clean Harbors Inc	Goldman Sachs	9,367	(1,136)	CME Group Inc	Morgan Stanley	(194)
(280)	Citi Trends Inc	Bank of America Merrill Lynch	4,539	3,516	Clean Harbors Inc	Goldman Sachs	(880)	10,682	CMS Energy Corp	Bank of America Merrill Lynch	(2,293)
				8,377	Clean Harbors Inc	Morgan Stanley	2,070				
(1,088)	Citi Trends Inc	Barclays Bank	7,148	(12,085)	Cleanspark Inc	Barclays Bank	(8,327)	6,216	CMS Energy Corp	Barclays Bank	(6,402)
(4,755)	Citi Trends Inc	Goldman Sachs	77,079	(1,560)	Clearfield Inc	Bank of America Merrill Lynch	(3,323)	30,847	CMS Energy Corp	Goldman Sachs	(7,256)
(1,270)	Citigroup Inc	Bank of America Merrill Lynch	(1,638)	(1,785)	Clearfield Inc	Barclays Bank	(2,892)	42,676	CMS Energy Corp	Morgan Stanley	(43,957)
				(1,099)	Clearfield Inc	Goldman Sachs	(2,341)	(12,070)	CNA Financial Corp	Bank of America Merrill Lynch	(6,365)
(3,678)	Citigroup Inc	Barclays Bank	(2,501)	(14,317)	ClearPoint Neuro Inc	Barclays Bank	(859)	(18,219)	CNA Financial Corp	Barclays Bank	(1,640)
(6,960)	Citigroup Inc	Morgan Stanley	(4,733)	5,510	Clearwater Paper Corp	Goldman Sachs	(10,249)	(612)	CNA Financial Corp	Goldman Sachs	(233)
(28,085)	Citizens & Northern Corp	Bank of America Merrill Lynch	17,132	12,004	Clearway Energy Inc 'A'	Bank of America Merrill Lynch	13,565	(35,376)	CNA Financial Corp	Morgan Stanley	(9,197)
								(1,342)	CNB Financial Corp	Bank of America Merrill Lynch	1,476
(9,307)	Citizens & Northern Corp	Morgan Stanley	1,303	9,722	Clearway Energy Inc 'A'	Barclays Bank	3,111				
9,022	Citizens Financial Group Inc	Bank of America Merrill Lynch	(7,578)	8,992	Clearway Energy Inc 'A'	HSBC	9,477	(8,137)	CNB Financial Corp	Barclays Bank	1,383
				1,104	Clearway Energy Inc 'A'	Morgan Stanley	353	(8,304)	CNB Financial Corp	Goldman Sachs	9,134
(5,009)	Citizens Financial Group Inc	Bank of America Merrill Lynch	4,208	1,210	Clearway Energy Inc 'C'	Bank of America Merrill Lynch	1,295	(8,772)	CNB Financial Corp	Morgan Stanley	1,491
								(57,328)	CNO Financial Group Inc	Barclays Bank	562
18,996	Citizens Financial Group Inc	Barclays Bank	11,018	23,441	Clearway Energy Inc 'C'	Barclays Bank	3,047	4,385	CNX Resources Corp	Bank of America Merrill Lynch	(4,341)
(4,446)	Citizens Financial Group Inc	Barclays Bank	(2,579)	2,386	Clearway Energy Inc 'C'	Goldman Sachs	2,553	5,547	CNX Resources Corp	Barclays Bank	(1,609)
46,836	Citizens Financial Group Inc	Goldman Sachs	(39,342)	24,273	Clearway Energy Inc 'C'	HSBC	23,788	8,047	CNX Resources Corp	Goldman Sachs	(7,967)
(8,180)	Citizens Financial Group Inc	Goldman Sachs	(62)	4,790	Clearway Energy Inc 'C'	Morgan Stanley	623	3,504	CNX Resources Corp	HSBC	(491)
19,407	Citizens Financial Group Inc	Morgan Stanley	11,256	(11,554)	Clene Inc	Barclays Bank	(28,769)	8,957	Coastal Financial Corp	Morgan Stanley	3,852
(944)	Citizens Holding Co	Bank of America Merrill Lynch	208	(7,746)	Clene Inc	Goldman Sachs	(21,766)	(23,059)	Coca-Cola Co	Barclays Bank	(11,299)
				7,451	Cleveland-Cliffs Inc	Bank of America Merrill Lynch	8,038	(2,048)	Coca-Cola Consolidated Inc	Morgan Stanley	(76,841)
(4,421)	Citizens Holding Co	Barclays Bank	3,095	(3,058)	Cleveland-Cliffs Inc	Barclays Bank	(4,770)	(2,603)	Coca-Cola Europacific Partners Plc	Barclays Bank	677
(9,485)	Citizens Holding Co	Goldman Sachs	2,087	35,780	Cleveland-Cliffs Inc	Barclays Bank	42,546	(7,170)	Coca-Cola Europacific Partners Plc	Goldman Sachs	6,525
12,191	Citizens Inc	Bank of America Merrill Lynch	(4,479)	2,908	Cleveland-Cliffs Inc	Goldman Sachs	(2,239)				
				60,325	Clipper Realty Inc (REIT)	Barclays Bank	2,413	(6,534)	Coca-Cola Europacific Partners Plc	Morgan Stanley	1,699
63,873	Citizens Inc	Barclays Bank	(15,237)	30,431	Clipper Realty Inc (REIT)	Goldman Sachs	(4,565)				
11,324	Citizens Inc	Goldman Sachs	(4,303)	6,055	Clipper Realty Inc (REIT)	HSBC	(2,301)	(17,831)	Coda Octopus Group Inc	Barclays Bank	(10,164)
8,602	Citizens Inc	HSBC	(2,683)	28,762	Clipper Realty Inc (REIT)	Morgan Stanley	1,150	(9,400)	Coda Octopus Group Inc	Goldman Sachs	(6,956)
9,566	Citizens Inc	Morgan Stanley	(338)	4,035	Clorox Co	Goldman Sachs	(15,141)	(3,489)	Coda Octopus Group Inc	HSBC	(2,547)
(907)	Citrix Systems Inc	Bank of America Merrill Lynch	1,732	20,785	Clorox Co	HSBC	(13,861)	(2,093)	Coda Octopus Group Inc	Morgan Stanley	(1,193)
								20,685	Codexis Inc	Goldman Sachs	47,989
(698)	Citrix Systems Inc	Barclays Bank	614	34,415	Cloudera Inc	Barclays Bank	8,604	7,932	Codexis Inc	HSBC	23,955
(1,974)	Citrix Systems Inc	Goldman Sachs	3,770	32,645	Cloudera Inc	Goldman Sachs	30,360	6,597	Codexis Inc	Morgan Stanley	5,607
(2,908)	Citrix Systems Inc	Morgan Stanley	2,559	9,653	Cloudera Inc	HSBC	11,004	(14,359)	Co-Diagnostics Inc	Barclays Bank	(574)
(14,121)	City Holding Co	Morgan Stanley	(13,274)	12,961	Cloudera Inc	Morgan Stanley	3,240	(354)	Co-Diagnostics Inc	Goldman Sachs	120
(9,804)	City Corp	Bank of America Merrill Lynch	10,686	1,349	Cloudflare Inc 'A'	Bank of America Merrill Lynch	14,974	(2,954)	Codiak Biosciences Inc	Barclays Bank	(6,322)
								(1,865)	Codiak Biosciences Inc	Goldman Sachs	(4,475)
(2,449)	Civeo Corp	Goldman Sachs	2,669	3,884	Cloudflare Inc 'A'	Barclays Bank	8,068	(1,975)	Codiak Biosciences Inc	Morgan Stanley	(2,752)
(1,318)	Civeo Corp	Morgan Stanley	514								
20,737	Civista Bancshares Inc	Bank of America Merrill Lynch	415								

ブラックロック・ストラテジック・ファンズ ブラックロック・アメリカズ・ダイバーシファイド・エクイティ・アブソルート・リターン・ファンド

保有高	銘柄	取引相手	未実現損益(株) (米ドル)	保有高	銘柄	取引相手	未実現損益(株) (米ドル)	保有高	銘柄	取引相手	未実現損益(株) (米ドル)
(10,901)	Codorus Valley Bancorp Inc	Bank of America Merrill Lynch	(4,469)	(2,329)	Cohu Inc	Bank of America Merrill Lynch	(1,689)	33,172 (2,830)	Comcast Corp 'A'	Morgan Stanley	53,775 3,283
(4,747)	Codorus Valley Bancorp Inc	Barclays Bank	(133)	(1,781)	Cohu Inc	Barclays Bank	(614)	13,358	Comerica Inc	Morgan Stanley	16,564
(10,661)	Codorus Valley Bancorp Inc	Goldman Sachs	(3,406)	(4,033)	Cohu Inc	Goldman Sachs	(3,219)	(960)	Comerica Inc	Morgan Stanley	(1,190)
(6,145)	Codorus Valley Bancorp Inc	HSBC	(2,642)	(21,579)	Cohu Inc	Morgan Stanley	(4,236)	2,142	Comfort Systems USA Inc	Bank of America Merrill Lynch	(236)
(4,860)	Codorus Valley Bancorp Inc	Morgan Stanley	(146)	(6,427)	Colfax Corp	Bank of America Merrill Lynch	368	1,501	Comfort Systems USA Inc	Barclays Bank	3,182
(17,850)	Coeur Mining Inc	Bank of America Merrill Lynch	(179)	(8,289)	Colfax Corp	Barclays Bank	(1,654)	1,019	Comfort Systems USA Inc	Goldman Sachs	(112)
(9,980)	Coeur Mining Inc	Barclays Bank	(1,497)	(6,479)	Colfax Corp	Goldman Sachs	(788)	5,727	Comfort Systems USA Inc	HSBC	(19,357)
(9,401)	Coeur Mining Inc	HSBC	(12,221)	(15,079)	Colfax Corp	Morgan Stanley	3,196	9,752	Comfort Systems USA Inc	Morgan Stanley	20,674
(36,001)	Coeur Mining Inc	Morgan Stanley	(5,400)	5,806	Colfax Corp	Morgan Stanley	—	(3,428)	Commerce Bancshares Inc	Bank of America Merrill Lynch	6,582
(23,534)	Cogent Biosciences Inc	Bank of America Merrill Lynch	(10,826)	3,781	Colgate-Palmolive Co	Bank of America Merrill Lynch	870	(9,871)	Commerce Bancshares Inc	Barclays Bank	(3,660)
(7,196)	Cogent Communications Holdings Inc	Bank of America Merrill Lynch	(2,255)	13,123	Colgate-Palmolive Co	Barclays Bank	(8,136)	(12,087)	Commerce Bancshares Inc	Goldman Sachs	4,713
1,699	Cogent Communications Holdings Inc	Barclays Bank	1,274	24,497	Colgate-Palmolive Co	Goldman Sachs	5,634	(3,705)	Commerce Bancshares Inc	HSBC	6,632
(7,705)	Cogent Communications Holdings Inc	Barclays Bank	(5,779)	5,840	Colgate-Palmolive Co	HSBC	2,570	(2,629)	Commerce Bancshares Inc	Morgan Stanley	684
2,790	Cogent Communications Holdings Inc	Goldman Sachs	530	14,514	Colgate-Palmolive Co	Morgan Stanley	(8,999)	(15,725)	Commercial Metals Co	Bank of America Merrill Lynch	22,801
(1,785)	Cogent Communications Holdings Inc	Goldman Sachs	(339)	11,161	Collegium Pharmaceutical Inc	Bank of America Merrill Lynch	7,925	1,785	Commercial Metals Co	Bank of America Merrill Lynch	(2,588)
6,721	Cognex Corp	Bank of America Merrill Lynch	35,487	16,233	Collegium Pharmaceutical Inc	Barclays Bank	(9,131)	47,221	Commercial Metals Co	Barclays Bank	472
3,192	Cognex Corp	Barclays Bank	6,512	5,193	Collegium Pharmaceutical Inc	Goldman Sachs	5,712	28,556	Commercial Metals Co	HSBC	(26,653)
2,000	Cognex Corp	Goldman Sachs	10,560	7,445	Collegium Pharmaceutical Inc	HSBC	14,134	17,784	Commercial Metals Co	Morgan Stanley	178
8,028	Cognex Corp	HSBC	24,325	15,106	Collegium Pharmaceutical Inc	Morgan Stanley	(5,628)	(12,533)	Commercial Vehicle Group Inc	HSBC	20,679
11,837	Cognizant Technology Solutions Corp 'A'	Bank of America Merrill Lynch	10,742	15,106	Collegium Pharmaceutical Inc	Morgan Stanley	(5,628)	(6,471)	CommScope Holding Co Inc	Bank of America Merrill Lynch	(12,295)
1,929	Cognizant Technology Solutions Corp 'A'	Barclays Bank	887	4,354	Colony Bankcorp Inc	Bank of America Merrill Lynch	3,919	(9,271)	CommScope Holding Co Inc	Barclays Bank	(13,536)
11,697	Cognizant Technology Solutions Corp 'A'	Goldman Sachs	10,820	13,125	Colony Bankcorp Inc	Barclays Bank	(4,331)	(23,405)	CommScope Holding Co Inc	Goldman Sachs	(44,470)
(4,184)	Cognizant Technology Solutions Corp 'A'	HSBC	10,251	14,091	Colony Bankcorp Inc	Goldman Sachs	12,682	(5,919)	CommScope Holding Co Inc	Morgan Stanley	(8,642)
1,705	Cognizant Technology Solutions Corp 'A'	HSBC	(1,378)	9,497	Colony Bankcorp Inc	HSBC	17,854	(1,555)	CommScope Holding Co Inc	Morgan Stanley	(482)
(13,665)	Cognizant Technology Solutions Corp 'A'	Morgan Stanley	(6,286)	13,083	Colony Bankcorp Inc	Morgan Stanley	(4,317)	31,911	Community Bank System Inc	Morgan Stanley	(7,020)
32,890	Cognizant Technology Solutions Corp 'A'	Morgan Stanley	15,129	40,618	Colony Capital Inc (REIT)	Barclays Bank	2,031	32,061	Community Bankers Trust Corp	Bank of America Merrill Lynch	321
1,509	Cognyte Software Ltd	Goldman Sachs	2,927	11,609	Colony Capital Inc (REIT)	Morgan Stanley	580	33,776	Community Bankers Trust Corp	Goldman Sachs	(7,431)
7,346	Cognyte Software Ltd	Morgan Stanley	8,374	(13,527)	Colony Credit Real Estate Inc (REIT)	Goldman Sachs	(406)	51,249	Community Bankers Trust Corp	Morgan Stanley	512
(107,211)	Cohbar Inc	Barclays Bank	6,433	(10,905)	Colony Credit Real Estate Inc (REIT)	HSBC	(4,144)	(1,554)	Community Bankers Trust Corp	Goldman Sachs	1,336
5,012	Cohen & Steers Inc	Bank of America Merrill Lynch	3,809	(44,318)	Colony Credit Real Estate Inc (REIT)	Morgan Stanley	(443)	(5,345)	Community Financial Corp	HSBC	(6,147)
5,174	Cohen & Steers Inc	Barclays Bank	(108)	(26,596)	Columbia Banking System Inc	Morgan Stanley	(7,979)	(2,855)	Community Financial Corp	Morgan Stanley	514
3,037	Cohen & Steers Inc	Goldman Sachs	2,308	(32,997)	Columbia Financial Inc	Barclays Bank	(10,229)	(7,621)	Community Financial Corp	Morgan Stanley	(3,989)
8,948	Cohen & Steers Inc	HSBC	25,754	(55,664)	Columbia Financial Inc	Goldman Sachs	16,143	(6,828)	Community Health Systems Inc	Morgan Stanley	2,526
10,343	Cohen & Steers Inc	Morgan Stanley	1,551	(62,326)	Columbia Financial Inc	HSBC	1,247	(6,828)	Community Healthcare Trust Inc (REIT)	Morgan Stanley	2,526
(553)	Coherent Inc	Bank of America Merrill Lynch	(1,604)	(76,433)	Columbia Financial Inc	Morgan Stanley	(23,694)	15,086	Community Health Systems Inc	Bank of America Merrill Lynch	(13,879)
(398)	Coherent Inc	Barclays Bank	(494)	(27,223)	Columbia Financial Inc	Morgan Stanley	(23,694)	25,468	Community Health Systems Inc	Bank of America Merrill Lynch	(11,206)
403	Coherent Inc	Barclays Bank	500	(36,370)	Columbia Property Trust Inc (REIT)	Morgan Stanley	11,480	15,468	Community Health Systems Inc	Barclays Bank	(14,231)
320	Coherent Inc	Goldman Sachs	254	(10,905)	Columbia Property Trust Inc (REIT)	Morgan Stanley	(443)	10,915	Community Health Systems Inc	HSBC	(4,803)
235	Coherent Inc	HSBC	753	(26,596)	Columbia Property Trust Inc (REIT)	Morgan Stanley	(7,979)	35,972	Community Health Systems Inc	HSBC	(15,828)
(1,515)	Coherent Inc	Morgan Stanley	(1,879)	(26,596)	Columbia Property Trust Inc (REIT)	Morgan Stanley	(7,979)	9,894	Community Health Systems Inc	Morgan Stanley	2,243
24,466	Cohesus Biosciences Inc	Bank of America Merrill Lynch	(23,977)	(32,997)	Columbia Property Trust Inc (REIT)	Morgan Stanley	(7,979)	15,844	Community Health Systems Inc	Morgan Stanley	2,243
11,918	Cohesus Biosciences Inc	Barclays Bank	(358)	(59,344)	Columbia Property Trust Inc (REIT)	Morgan Stanley	(7,979)	4,773	Community Health Systems Inc	Morgan Stanley	2,243
1,857	Cohesus Biosciences Inc	Goldman Sachs	(1,820)	(59,344)	Columbia Property Trust Inc (REIT)	Morgan Stanley	(7,979)	1,526	Community Health Systems Inc	Morgan Stanley	2,243
1,778	Cohesus Biosciences Inc	HSBC	(1,991)	(59,344)	Columbia Property Trust Inc (REIT)	Morgan Stanley	(7,979)				
17,550	Cohesus Biosciences Inc	Morgan Stanley	(527)	(59,344)	Columbia Property Trust Inc (REIT)	Morgan Stanley	(7,979)				

ブラックロック・ストラテジック・ファンズ ブラックロック・アメリカズ・ダイバーシファイド・エクイティ・アブソルート・リターン・ファンド

保有高	銘柄	取引相手	未実現損益/額 (米ドル)	保有高	銘柄	取引相手	未実現損益/額 (米ドル)	保有高	銘柄	取引相手	未実現損益/額 (米ドル)
(1,419)	Compass Minerals International Inc	Bank of America Merrill Lynch	1,788	(958)	CONMED Corp	Bank of America Merrill Lynch	(389)	(1,674)	Cooper Cos Inc	Morgan Stanley	1,758
(7,576)	Compass Minerals International Inc	Barclays Bank	(3,864)	(2,938)	CONMED Corp	Barclays Bank	2,491	(4,702)	Cooper Tire & Rubber Co	Bank of America Merrill Lynch	2,915
(3,749)	Compass Minerals International Inc	Goldman Sachs	4,724	(2,439)	CONMED Corp	Goldman Sachs	1,094	(7,476)	Cooper Tire & Rubber Co	Barclays Bank	(3,738)
(6,331)	Compass Minerals International Inc	HSBC	(4,685)	(3,211)	ConnectOne Bancorp Inc	Bank of America Merrill Lynch	1,349	(4,823)	Cooper Tire & Rubber Co	Goldman Sachs	2,990
(9,524)	Compass Minerals International Inc	Morgan Stanley	(4,857)	(7,720)	ConnectOne Bancorp Inc	Barclays Bank	386	(30,160)	Cooper Tire & Rubber Co	Morgan Stanley	(15,080)
(9,036)	Computer Programs and Systems Inc	Bank of America Merrill Lynch	(2,078)	(9,201)	ConnectOne Bancorp Inc	Goldman Sachs	3,864	6,911	Cooper-Standard Holdings Inc	Morgan Stanley	2,419
(4,845)	Computer Programs and Systems Inc	Barclays Bank	(2,229)	(26,648)	ConnectOne Bancorp Inc	HSBC	(1,066)	29,024	Copa Holdings SA 'A'	Goldman Sachs	(21,768)
(22,903)	Computer Programs and Systems Inc	Goldman Sachs	(5,268)	(7,859)	ConnectOne Bancorp Inc	Morgan Stanley	393	7,404	Copa Holdings SA 'A'	Morgan Stanley	8,070
(2,220)	Computer Programs and Systems Inc	HSBC	(4,684)	4,528	Conn's Inc	Barclays Bank	2,852	16,824	Copart Inc	Barclays Bank	14,637
(15,662)	Computer Programs and Systems Inc	Morgan Stanley	(7,205)	926	Conn's Inc	Goldman Sachs	1,509	11,694	Copart Inc	Goldman Sachs	70,865
862	CompX International Inc	Bank of America Merrill Lynch	(2,052)	(17,952)	ConocoPhillips	Bank of America Merrill Lynch	45,957	4,439	Copart Inc	HSBC	26,190
5,581	CompX International Inc	Barclays Bank	502	(16,804)	ConocoPhillips	Barclays Bank	6,049	9,923	Copart Inc	Morgan Stanley	8,633
2,748	CompX International Inc	Goldman Sachs	(6,540)	(6,540)	ConocoPhillips	Goldman Sachs	16,742	53,890	Corbus Pharmaceuticals Holdings Inc	Barclays Bank	25,867
4,049	CompX International Inc	Morgan Stanley	364	(60,641)	Consolidated Communications Holdings Inc	Bank of America Merrill Lynch	(6,671)	9,724	Corbus Pharmaceuticals Holdings Inc	Goldman Sachs	5,640
80,718	comScore Inc	Barclays Bank	(3,229)	(30,019)	Consolidated Communications Holdings Inc	Barclays Bank	(8,405)	24,917	Corbus Pharmaceuticals Holdings Inc	HSBC	14,950
10,055	comScore Inc	Goldman Sachs	3,519	(41,091)	Consolidated Communications Holdings Inc	Goldman Sachs	(4,520)	(16,026)	Concept Therapeutics Inc	Morgan Stanley	(6,410)
(5,870)	Comstock Mining Inc	Morgan Stanley	(1,644)	14,882	Consolidated Edison Inc	Bank of America Merrill Lynch	(22,174)	(33,508)	CoreCivic Inc (REIT)	Barclays Bank	1,005
(28,141)	Comstock Resources Inc	Bank of America Merrill Lynch	14,071	8,081	Consolidated Edison Inc	Barclays Bank	(9,212)	(40,243)	CoreCivic Inc (REIT)	Goldman Sachs	12,073
(14,604)	Comstock Resources Inc	Barclays Bank	2,045	3,778	Consolidated Edison Inc	Goldman Sachs	(5,629)	(31,037)	CoreCivic Inc (REIT)	Morgan Stanley	596
(1,213)	Comtech	Bank of America Merrill Lynch	(1,722)	3,915	Consolidated Edison Inc	HSBC	(15,438)	(4,788)	CoreLogic Inc	Morgan Stanley	575
(14,462)	Telecommunications Corp	Merrill Lynch	(24,441)	36,902	Consolidated Edison Inc	Morgan Stanley	(42,068)	(242)	Core-Mark Holding Co Inc	HSBC	(787)
(13,840)	Comtech	Barclays Bank	(24,441)	(27,051)	Consolidated Water Co Ltd	Bank of America Merrill Lynch	(20,829)	(14,660)	Core-Mark Holding Co Inc	Morgan Stanley	2,199
33,730	Conagra Brands Inc	Bank of America Merrill Lynch	12,629	(56,146)	Consolidated Water Co Ltd	Barclays Bank	8,422	93,067	CorePoint Lodging Inc (REIT)	Goldman Sachs	14,891
17,169	Conagra Brands Inc	Barclays Bank	(2,232)	(56,967)	Consolidated Water Co Ltd	Goldman Sachs	(43,560)	80,806	CorePoint Lodging Inc (REIT)	Morgan Stanley	24,493
32,560	Conagra Brands Inc	Goldman Sachs	11,265	(3,899)	Consolidated Water Co Ltd	Morgan Stanley	59	(1,579)	CoreSite Realty Corp (REIT)	Bank of America Merrill Lynch	(7,058)
6,408	Conagra Brands Inc	HSBC	(961)	1,023	Constellation Brands Inc 'A'	Bank of America Merrill Lynch	7,575	1,066	CoreSite Realty Corp (REIT)	Bank of America Merrill Lynch	4,765
77,371	Conagra Brands Inc	Morgan Stanley	(10,058)	1,077	Constellation Brands Inc 'A'	Barclays Bank	3,489	(117)	CoreSite Realty Corp (REIT)	Morgan Stanley	(158)
(291)	Concentrix Corp	Bank of America Merrill Lynch	(501)	695	Constellation Brands Inc 'A'	Goldman Sachs	2,056	304	CoreSite Realty Corp (REIT)	Barclays Bank	410
803	Concentrix Corp	Barclays Bank	771	(495)	Constellation Brands Inc 'A'	Morgan Stanley	(1,604)	(1,995)	CoreSite Realty Corp (REIT)	Goldman Sachs	(8,918)
(479)	Concentrix Corp	Barclays Bank	(460)	(962)	Constellation Brands Inc 'A'	Barclays Bank	202	(1,462)	CoreSite Realty Corp (REIT)	Goldman Sachs	6,535
440	Concentrix Corp	Goldman Sachs	757	(2,880)	Constellation Pharmaceuticals Inc	HSBC	(144)	(6,131)	CoreSite Realty Corp (REIT)	HSBC	(17,903)
1,497	Concentrix Corp	Morgan Stanley	1,437	(14,417)	Construction Partners Inc 'A'	Bank of America Merrill Lynch	(8,085)	3,663	CoreSite Realty Corp (REIT)	HSBC	10,696
(1,859)	Concentrix Corp	Morgan Stanley	(1,785)	(21,140)	Construction Partners Inc 'A'	Barclays Bank	(17,335)	(4,694)	CoreSite Realty Corp (REIT)	Morgan Stanley	(6,337)
(3,892)	Concert Pharmaceuticals Inc	Goldman Sachs	39	(16,571)	Construction Partners Inc 'A'	Goldman Sachs	(11,055)	2,223	CoreSite Realty Corp (REIT)	Morgan Stanley	3,001
(9,925)	Concert Pharmaceuticals Inc	HSBC	(2,481)	(26,816)	Construction Partners Inc 'A'	Morgan Stanley	(16,136)	(16,361)	CorMedix Inc	Barclays Bank	(4,908)
(15,111)	Concert Pharmaceuticals Inc	Morgan Stanley	(604)	37,629	Consumer Portfolio Services Inc	Morgan Stanley	4,139	7,465	Cornerstone Building Brands Inc	Bank of America Merrill Lynch	11,198
(2,424)	Concrete Pumping Holdings Inc	Bank of America Merrill Lynch	24	(6,023)	Container Store Group Inc	Bank of America Merrill Lynch	(1,807)	15,589	Cornerstone Building Brands Inc	Morgan Stanley	(5,778)
(20,214)	Concrete Pumping Holdings Inc	Barclays Bank	3,639	(18,158)	Container Store Group Inc	Barclays Bank	(13,074)	28,366	Cornerstone Building Brands Inc	Barclays Bank	(7,327)
(16,150)	Concrete Pumping Holdings Inc	HSBC	(969)	(14,743)	Container Store Group Inc	Goldman Sachs	(3,732)	10,817	Cornerstone Building Brands Inc	Goldman Sachs	42,549
14,163	Conduent Inc	Bank of America Merrill Lynch	5,240	(22,671)	Contango Oil & Gas Co	Goldman Sachs	(3,401)	12,293	Cornerstone Building Brands Inc	HSBC	19,579
87,348	Conduent Inc	Goldman Sachs	32,319	9,446	ContextLogic Inc 'A'	Barclays Bank	(2,267)	(601)	Cornerstone Building Brands Inc	Morgan Stanley	(5,778)
9,457	Conduent Inc	HSBC	2,648	5,942	Continental Resources Inc	Bank of America Merrill Lynch	5,282	(3,819)	Cornerstone Building Brands Inc	Barclays Bank	493
25,728	Conduent Inc	Morgan Stanley	5,403	(7,546)	Continental Resources Inc	Barclays Bank	4,754	(18,140)	Cornerstone OnDemand Inc	HSBC	(7,676)
				8,096	Continental Resources Inc	Goldman Sachs	4,939		Cornerstone OnDemand Inc	Morgan Stanley	14,875
				21,113	Continental Resources Inc	Morgan Stanley	13,301				
				(55,459)	ContraFect Corp	Goldman Sachs	(11,092)				
				(448)	Cooper Cos Inc	Barclays Bank	470				

ブラックロック・ストラテジック・ファンズ ブラックロック・アメリカズ・ダイバーシファイド・エクイティ・アブソルート・リターン・ファンド

保有高	銘柄	取引相手	未実現評価増益/(損) (米ドル)	保有高	銘柄	取引相手	未実現評価増益/(損) (米ドル)	保有高	銘柄	取引相手	未実現評価増益/(損) (米ドル)
(1,305)	Corning Inc	Bank of America Merrill Lynch	731	4,203	Cowen Inc 'A'	Bank of America Merrill Lynch	(9,121)	(2,792)	Crowdstrike Holdings Inc 'A'	HSBC	(96,519)
(565)	Corning Inc	Barclays Bank	215	9,134	Cowen Inc 'A'	Barclays Bank	(822)	(1,561)	Crowdstrike Holdings Inc 'A'	Morgan Stanley	(12,176)
(21,019)	Corning Inc	Goldman Sachs	11,771	3,608	Cowen Inc 'A'	Goldman Sachs	(7,829)	1,450	Crown Castle International Corp (REIT)	Bank of America	(51)
(9,783)	Corning Inc	HSBC	15,751	6,194	Cowen Inc 'A'	Morgan Stanley	(557)	438	Crown Castle International Corp (REIT)	Barclays Bank	1,428
(3,481)	Corsair Gaming Inc	Barclays Bank	70	(10,772)	CPS Technologies Corp	Barclays Bank	(5,601)	1,464	Crown Castle International Corp (REIT)	Goldman Sachs	786
1,920	Corsair Gaming Inc	HSBC	(442)	(1,891)	CPS Technologies Corp	Goldman Sachs	(1,210)	(4,435)	Crown Castle International Corp (REIT)	HSBC	(27,985)
4,600	Corteva Inc	Barclays Bank	1,610	(4,677)	CRA International Inc	Bank of America Merrill Lynch	(2,274)	2,310	Crown Castle International Corp (REIT)	HSBC	14,576
6,155	Corteva Inc	Goldman Sachs	(4,432)	(4,939)	CRA International Inc	Barclays Bank	4,443	(5,521)	Crown Castle International Corp (REIT)	Morgan Stanley	(17,998)
(9,164)	Cortxyeme Inc	Barclays Bank	(11,822)	(2,186)	CRA International Inc	Goldman Sachs	(62)	28,598	Crown Holdings Inc	Barclays Bank	(214,199)
(266)	CorVel Corp	Barclays Bank	(1,612)	(2,284)	Cracker Barrel Old Country Store Inc	Barclays Bank	4,876	2,549	Crown Holdings Inc	Goldman Sachs	(20,749)
(550)	CorVel Corp	Morgan Stanley	(3,531)		Country Store Inc	Goldman Sachs	(621)	(3,398)	CryoLife Inc	Barclays Bank	3,670
26,482	Corvus Pharmaceuticals Inc	Goldman Sachs	6,621	(3,266)	Cracker Barrel Old Country Store Inc	HSBC	5,585	(3,052)	CryoLife Inc	Goldman Sachs	732
(64,227)	Costamare Inc	Barclays Bank	429	(1,588)	Cracker Barrel Old Country Store Inc	Bank of America Merrill Lynch	8,358	(4,528)	CryoLife Inc	Morgan Stanley	4,890
(72,684)	Costamare Inc	Goldman Sachs	(28,347)	(4,399)	Crane Co	Bank of America Merrill Lynch	630	(1,966)	CryoPort Inc	Bank of America	(12,032)
(820)	CoStar Group Inc	Barclays Bank	(7,201)	(913)	Crane Co	Barclays Bank	630	(5,776)	CryoPort Inc	Barclays Bank	(20,967)
(257)	CoStar Group Inc	Goldman Sachs	(3,068)	(12,815)	Crane Co	Goldman Sachs	24,348	10,928	CSG Systems International Inc	Bank of America	(9,507)
(1,516)	CoStar Group Inc	Morgan Stanley	(14,600)	(6,328)	Crane Co	HSBC	19,617	16,905	CSG Systems International Inc	Merrill Lynch	
5,583	Costco Wholesale Corp	Bank of America Merrill Lynch	(31,767)	(3,393)	Crane Co	Morgan Stanley	2,341	1,620	CSG Systems International Inc	Barclays Bank	(13,355)
4,870	Costco Wholesale Corp	Barclays Bank	(25,227)	34,659	Crawford & Co 'A'	Bank of America Merrill Lynch	(10,181)	41,815	CSG Systems International Inc	Goldman Sachs	(1,409)
(5,631)	Costco Wholesale Corp	Barclays Bank	29,169	66,884	Crawford & Co 'A'	Barclays Bank	3,260	(2,469)	CSW Industrials Inc	Bank of America Merrill Lynch	15,061
3,952	Costco Wholesale Corp	Goldman Sachs	(22,487)	32,638	Crawford & Co 'A'	Goldman Sachs	(8,898)	(9,851)	CSW Industrials Inc	Barclays Bank	15,860
(2,265)	Costco Wholesale Corp	Goldman Sachs	12,888	39,494	Crawford & Co 'A'	HSBC	2,290	(7,213)	CSW Industrials Inc	Goldman Sachs	16,549
1,334	Costco Wholesale Corp	HSBC	(4,282)	21,594	Crawford & Co 'A'	Morgan Stanley	1,512	(11,176)	CSW Industrials Inc	Morgan Stanley	17,993
5,169	Costco Wholesale Corp	Morgan Stanley	(26,775)	(2,216)	Crawford & Co 'B'	Bank of America Merrill Lynch	44	(660)	CSX Corp	Bank of America	(38)
(986)	Costco Wholesale Corp	Morgan Stanley	5,584	(556)	Credicorp Ltd	Barclays Bank	(3,036)	(27,528)	CSX Corp	Barclays Bank	(4,439)
5,097	Coty Inc 'A'	Goldman Sachs	1,071	(907)	Credicorp Ltd	HSBC	(3,601)	(10,584)	CSX Corp	HSBC	32,175
6,894	Coty Inc 'A'	HSBC	(620)	(939)	Credicorp Ltd	Morgan Stanley	(5,127)	(6,542)	CSX Corp	Morgan Stanley	(6,950)
20,174	Coty Inc 'A'	Morgan Stanley	5,245	359	Credit Acceptance Corp	Bank of America Merrill Lynch	6,361	6,520	CTO Realty Growth Inc (REIT)	Bank of America	3,782
(7,451)	County Bancorp Inc	Barclays Bank	(3,353)	(1,397)	Credit Acceptance Corp	Barclays Bank	(14,738)	3,212	CTO Realty Growth Inc (REIT)	Merrill Lynch	(2,987)
3,981	Coupa Software Inc	Goldman Sachs	42,285	135	Credit Acceptance Corp	Morgan Stanley	1,424	9,396	CTO Realty Growth Inc (REIT)	Goldman Sachs	5,450
8,167	Coupa Software Inc	Morgan Stanley	(7,300)	3,243	Cree Inc	Bank of America Merrill Lynch	30,322	6,832	CTO Realty Growth Inc (REIT)	HSBC	10,521
1,049	Coursera Inc	Bank of America Merrill Lynch	94		Cree Inc	Barclays Bank	873	9,414	CTO Realty Growth Inc (REIT)	Morgan Stanley	(8,755)
(1,231)	Coursera Inc	Barclays Bank	(616)	(556)	Credicorp Ltd	Barclays Bank	(3,036)	(28,241)	CTS Corp	Bank of America Merrill Lynch	(39,537)
8,430	Coursera Inc	Goldman Sachs	759	(907)	Credicorp Ltd	HSBC	(3,601)	(11,471)	CTS Corp	Goldman Sachs	(16,059)
(3,103)	Coursera Inc	HSBC	(238)	(939)	Credicorp Ltd	Morgan Stanley	(5,127)	(1,230)	CTS Corp	HSBC	(7,343)
10,500	Coursera Inc	Morgan Stanley	5,250	359	Credit Acceptance Corp	Bank of America Merrill Lynch	6,361	(15,292)	CTS Corp	Morgan Stanley	2,753
(17,248)	Cousins Properties Inc (REIT)	HSBC	(18,455)	(1,397)	Credit Acceptance Corp	Barclays Bank	(14,738)	5,314	CubeSmart (REIT)	Bank of America	7,333
(17,592)	Cousins Properties Inc (REIT)	Morgan Stanley	(2,814)	135	Credit Acceptance Corp	Morgan Stanley	1,424	(1,860)	CubeSmart (REIT)	Merrill Lynch	
(54,315)	Covanta Holding Corp	Bank of America Merrill Lynch	16,295	3,243	Cree Inc	Bank of America Merrill Lynch	30,322	10,434	CubeSmart (REIT)	Barclays Bank	8,869
(37,604)	Covanta Holding Corp	Barclays Bank	10,905		Cree Inc	Barclays Bank	873	6,310	CubeSmart (REIT)	Goldman Sachs	8,708
(6,870)	Covanta Holding Corp	Goldman Sachs	2,061	295	Cree Inc	Goldman Sachs	1,233	33,060	CubeSmart (REIT)	Morgan Stanley	28,101
(68,439)	Covanta Holding Corp	Morgan Stanley	19,847	276	Cree Inc	HSBC	1,024	(2,011)	CubeSmart (REIT)	Morgan Stanley	(1,709)
6,409	Covenant Logistics Group Inc	Bank of America Merrill Lynch	(6,858)	129	Cree Inc	HSBC	1,024				
20,696	Covenant Logistics Group Inc	Barclays Bank	(5,795)	4,155	Cree Inc	Morgan Stanley	12,299				
3,448	Covenant Logistics Group Inc	Goldman Sachs	(3,689)	10,637	Crinetics Pharmaceuticals Inc	Morgan Stanley	7,765				
20,596	Covenant Logistics Group Inc	Morgan Stanley	(5,767)	10,596	Crocs Inc	Barclays Bank	(6,993)				
5,018	Covetrus Inc	Bank of America Merrill Lynch	4,236	17,005	Crocs Inc	HSBC	(50,845)				
4,629	Covetrus Inc	Barclays Bank	6,666	10,289	Crocs Inc	Morgan Stanley	(6,791)				
12,282	Covetrus Inc	Goldman Sachs	18,708	23,467	Cross Country Healthcare Inc	Bank of America Merrill Lynch	(10,616)				
(2,304)	Covetrus Inc	HSBC	(1,290)	8,701	Cross Country Healthcare Inc	Morgan Stanley	174				
713	Covetrus Inc	HSBC	932	(1,358)	CrossFirst Bankshares Inc	Barclays Bank	244				
(5,237)	Covetrus Inc	Morgan Stanley	(7,541)	(60,265)	CrossFirst Bankshares Inc	Goldman Sachs	16,573				
4,205	Covetrus Inc	Morgan Stanley	6,055	(137)	CrossFirst Bankshares Inc	HSBC	(38)				
				(33,476)	CrossFirst Bankshares Inc	Morgan Stanley	6,026				
				(493)	Crowdstrike Holdings Inc 'A'	Barclays Bank	513				
				(1,405)	Crowdstrike Holdings Inc 'A'	Goldman Sachs	(47,236)				

ブラックロック・ストラテジック・ファンズ ブラックロック・アメリカズ・ダイバーシファイド・エクイティ・アブソルート・リターン・ファンド

保有高	銘柄	取引相手	未実現評価増益/(損) (米ドル)	保有高	銘柄	取引相手	未実現評価増益/(損) (米ドル)	保有高	銘柄	取引相手	未実現評価増益/(損) (米ドル)
6,359	Cue Biopharma Inc	Goldman Sachs	2,162	(1,261)	Cytokinetics Inc	Bank of America	4,716	(392)	DaVita Inc	HSBC	3,101
10,487	Cue Biopharma Inc	Morgan Stanley	105			Merrill Lynch		1,885	DaVita Inc	HSBC	80
(3,346)	Cullen/Frost Bankers Inc	Goldman Sachs	12,949	(2,117)	Cytokinetics Inc	Barclays Bank	1,948	(14,381)	DaVita Inc	Morgan Stanley	25,454
(2,290)	Cullen/Frost Bankers Inc	Morgan Stanley	1,832	(9,915)	Cytokinetics Inc	Goldman Sachs	37,082	37,646	Dawson Geophysical Co	Morgan Stanley	2,259
4,617	Cullinan Oncology Inc	Bank of America	6,279	(16,947)	Cytokinetics Inc	Morgan Stanley	13,915	1,192	Decibel Therapeutics Inc	Bank of America	2,885
		Merrill Lynch		(8,985)	CytomX Therapeutics Inc	Barclays Bank	9,614			Merrill Lynch	
2,526	Cullinan Oncology Inc	Barclays Bank	3,082	(47,416)	CytomX Therapeutics Inc	Goldman Sachs	58,322	1,132	Decibel Therapeutics Inc	Barclays Bank	1,030
5,311	Cullinan Oncology Inc	Goldman Sachs	7,223	(5,451)	CytoSorbents Corp	Bank of America	1,635	7,211	Decibel Therapeutics Inc	HSBC	13,412
6,642	Culp Inc	Bank of America	10,760			Merrill Lynch		2,475	Deciphera	Bank of America	(2)
		Merrill Lynch		(46,950)	CytoSorbents Corp	Barclays Bank	11,738		Pharmaceuticals Inc	Merrill Lynch	
10,492	Culp Inc	Barclays Bank	5,036	(14,430)	CytoSorbents Corp	Goldman Sachs	4,329	2,502	Deciphera	Barclays Bank	2,302
10,042	Culp Inc	Goldman Sachs	16,268	(3,901)	CytoSorbents Corp	Morgan Stanley	975		Pharmaceuticals Inc		
16,166	Culp Inc	HSBC	25,584	811	Daily Journal Corp	HSBC	14,793	2,462	Deciphera	Goldman Sachs	(1,920)
7,146	Culp Inc	Morgan Stanley	3,430	69,788	Daktronics Inc	Barclays Bank	2,094		Pharmaceuticals Inc		
(284)	Cummins Inc	Barclays Bank	(497)	41,855	Daktronics Inc	Goldman Sachs	7,115	2,309	Deciphera	HSBC	1,916
(3,639)	Cummins Inc	Goldman Sachs	3,629	60,104	Daktronics Inc	HSBC	21,036		Pharmaceuticals Inc		
(2,314)	Cummins Inc	Morgan Stanley	(4,050)	55,929	Daktronics Inc	Morgan Stanley	1,678	7,747	Deciphera	Morgan Stanley	4,692
2,447	Cumulus Media Inc 'A'	Bank of America	2,496	15,209	Dana Inc	Barclays Bank	11,711		Pharmaceuticals Inc		
		Merrill Lynch		4,730	Dana Inc	Goldman Sachs	393	445	Deckers Outdoor Corp	Bank of America	(2,581)
15,269	Cumulus Media Inc 'A'	Barclays Bank	458	10,163	Dana Inc	Morgan Stanley	7,219			Merrill Lynch	
14,969	Cumulus Media Inc 'A'	HSBC	4,790	(6,954)	Danaher Corp	Barclays Bank	(12,800)	8,299	Deckers Outdoor Corp	Barclays Bank	(24,980)
7,071	Cumulus Media Inc 'A'	Morgan Stanley	212	(3,274)	Danaher Corp	Goldman Sachs	(8,852)	1,860	Deckers Outdoor Corp	Goldman Sachs	(10,789)
5,797	CuriosityStream Inc	Barclays Bank	2,145	(1,396)	Danaher Corp	HSBC	4,034	743	Deckers Outdoor Corp	HSBC	4,034
12,163	CuriosityStream Inc	Goldman Sachs	25,299	(1,328)	Danaher Corp	Morgan Stanley	(4,156)	1,939	Deckers Outdoor Corp	Morgan Stanley	(6,243)
12,015	CuriosityStream Inc	Morgan Stanley	4,446	(3,746)	Danimer Scientific Inc	Barclays Bank	(4,308)	57	Deere & Co	Bank of America	(1,280)
(8,625)	Curis Inc	Barclays Bank	(2,760)	3,190	Darden Restaurants Inc	Bank of America	13,430			Merrill Lynch	
2,712	Curo Group Holdings Corp	Bank of America	4,041			Merrill Lynch		3,632	Deere & Co	Barclays Bank	9,765
		Merrill Lynch		14,659	Darden Restaurants Inc	Barclays Bank	27,412	513	Deere & Co	Goldman Sachs	(11,517)
4,339	Curo Group Holdings Corp	Barclays Bank	2,994	472	Darden Restaurants Inc	Goldman Sachs	1,987	4,153	Deere & Co	HSBC	(125,836)
3,789	Curo Group Holdings Corp	HSBC	3,107	142	Darden Restaurants Inc	Morgan Stanley	266	4,113	Deere & Co	Morgan Stanley	2,179
3,670	Curo Group Holdings Corp	Morgan Stanley	2,532	(8,978)	DarioHealth Corp	Bank of America	(3,507)	(2,258)	Del Taco Restaurants Inc	Barclays Bank	361
(675)	Curtiss-Wright Corp	Bank of America	551	(6,942)	DarioHealth Corp	Merrill Lynch		(52,721)	Del Taco Restaurants Inc	Goldman Sachs	1,054
		Merrill Lynch		677	Darling Ingredients Inc	Barclays Bank	13,120	9,641	Delek US Energy Inc	Bank of America	(2,410)
(3,578)	Curtiss-Wright Corp	Barclays Bank	2,361			Bank of America	1,978			Merrill Lynch	
12,661	Curtiss-Wright Corp	Goldman Sachs	(30,133)	(1,057)	Darling Ingredients Inc	Barclays Bank	(15)	3,497	Delek US Energy Inc	Barclays Bank	4,721
(3,087)	Curtiss-Wright Corp	Goldman Sachs	7,737	1,015	Darling Ingredients Inc	Barclays Bank	152	7,846	Delek US Energy Inc	Goldman Sachs	(1,962)
1,858	Curtiss-Wright Corp	HSBC	(7,116)	1,1354	Darling Ingredients Inc	Goldman Sachs	19,696	36,832	Delek US Energy Inc	Morgan Stanley	49,723
3,029	Curtiss-Wright Corp	Morgan Stanley	(1,999)	923	Darling Ingredients Inc	HSBC	115	2,067	Dell Technologies Inc 'C'	Bank of America	517
(275)	Curtiss-Wright Corp	Morgan Stanley	182	(1,424)	Darling Ingredients Inc	Morgan Stanley	(151)			Merrill Lynch	
42,738	Cushman & Wakefield Plc	Goldman Sachs	34,618	2,586	Darling Ingredients Inc	Morgan Stanley	(1,789)	12,647	Dell Technologies Inc 'C'	Barclays Bank	(18,971)
25,799	Cushman & Wakefield Plc	Morgan Stanley	(2,064)	(22,923)	Daseke Inc	Bank of America	(23,152)	1,531	Dell Technologies Inc 'C'	HSBC	1,552
7,848	Custom Truck	Morgan Stanley	5,886			Merrill Lynch		6,021	Dell Technologies Inc 'C'	Morgan Stanley	(9,032)
	One Source Inc			(4,710)	Daseke Inc	Barclays Bank	(1,413)	(86)	Delta Air Lines Inc	Bank of America	(133)
(5,221)	Customers Bancorp Inc	Bank of America	(14,514)	(23,410)	Daseke Inc	Goldman Sachs	(23,644)	(16,603)	Delta Air Lines Inc	Barclays Bank	(25,071)
		Merrill Lynch		(1,759)	Datadog Inc 'A'	Bank of America	(7,459)	4,452	Delta Air Lines Inc	Goldman Sachs	(4,140)
(4,714)	Customers Bancorp Inc	Goldman Sachs	(13,105)	(3,057)	Datadog Inc 'A'	Goldman Sachs	(30,631)	(4,52)	Delta Air Lines Inc	HSBC	(1,735)
(8,372)	Cutera Inc	Morgan Stanley	(2,093)	(12,900)	Datadog Inc 'A'	Morgan Stanley	(16,641)	(771)	Delta Air Lines Inc	HSBC	(1,735)
12,475	CVR Energy Inc	Goldman Sachs	(30,938)	(1,437)	Datto Holding Corp	Barclays Bank	(144)	(5,512)	Delta Air Lines Inc	Morgan Stanley	(8,323)
8,949	CVS Health Corp	Barclays Bank	(29,263)	(3,632)	Datto Holding Corp	Goldman Sachs	(2,942)	(3,936)	Delta Apparel Inc	Bank of America	11,690
2,605	CVS Health Corp	Goldman Sachs	4,897	(1,133)	Datto Holding Corp	Morgan Stanley	(113)			Merrill Lynch	
8,588	CVS Health Corp	Morgan Stanley	(28,083)	7,338	Dave & Buster's Entertainment Inc	Bank of America	(16,804)	(7,914)	Delta Apparel Inc	Barclays Bank	8,864
(5,648)	CyberOptics Corp	Barclays Bank	2,598	1,570	Dave & Buster's Entertainment Inc	Merrill Lynch		(1,823)	Delta Apparel Inc	Goldman Sachs	5,414
(816)	CyberOptics Corp	HSBC	(2,187)			Barclays Bank	1,240	(5,897)	Delta Apparel Inc	HSBC	16,630
(7,687)	CyberOptics Corp	Morgan Stanley	3,536	4,421	Dave & Buster's Entertainment Inc	Goldman Sachs	(10,124)	(8,580)	Delta Apparel Inc	Morgan Stanley	9,610
(11,088)	Cyclenon Therapeutics Inc	HSBC	(5,544)			Merrill Lynch		9,698	Deluxe Corp	Bank of America	(6,387)
(54,123)	Cyclenon Therapeutics Inc	Morgan Stanley	(15,696)	3,215	Dave & Buster's Entertainment Inc	HSBC	59			Merrill Lynch	
45,799	Cymbay Therapeutics Inc	Bank of America	(6,412)	(8,198)	DaVita Inc	Bank of America	35,005	4,434	Deluxe Corp	Barclays Bank	1,185
		Merrill Lynch		(12,495)	DaVita Inc	Barclays Bank	22,116	4,418	Deluxe Corp	Goldman Sachs	(3,711)
10,219	Cymbay Therapeutics Inc	Barclays Bank	(1,533)	661	DaVita Inc	Barclays Bank	(1,170)	3,733	Deluxe Corp	HSBC	(3,240)
25,603	Cymbay Therapeutics Inc	Goldman Sachs	(2,656)	(1,808)	DaVita Inc	Goldman Sachs	7,720	17,901	Deluxe Corp	Morgan Stanley	4,654
8,518	Cymbay Therapeutics Inc	HSBC	553			Merrill Lynch		(3,974)	Denali Therapeutics Inc	Bank of America	(39,541)
13,324	Cymbay Therapeutics Inc	Morgan Stanley	(1,999)							Merrill Lynch	
(3,970)	CyrusOne Inc (REIT)	Barclays Bank	1,826					(7,164)	Denali Therapeutics Inc	Barclays Bank	(14,686)
2,495	CyrusOne Inc (REIT)	Barclays Bank	(1,148)					(479)	Denali Therapeutics Inc	HSBC	(5,758)
								(5,822)	Denali Therapeutics Inc	Morgan Stanley	(11,935)

ブラックロック・ストラテジック・ファンズ ブラックロック・アメリカズ・ダイバーシファイド・エクイティ・アプソルート・リターン・ファンド

保有高	銘柄	取引相手	未実現評価増益/(損) (米ドル)	保有高	銘柄	取引相手	未実現評価増益/(損) (米ドル)	保有高	銘柄	取引相手	未実現評価増益/(損) (米ドル)
20,784	Denny's Corp	Bank of America Merrill Lynch	3,533	8,878	Digital Media Solutions Inc 'A'	Goldman Sachs	799	(3,182)	Dolby Laboratories Inc 'A'	Barclays Bank	(1,941)
9,543	Denny's Corp	Barclays Bank	573	(635)	Digital Realty Trust Inc (REIT)	Bank of America	(2,121)	9,324	Dolby Laboratories Inc 'A'	Barclays Bank	5,688
4,733	Denny's Corp	HSBC	2,272	(3,185)	Digital Realty Trust Inc (REIT)	Merrill Lynch	(1,083)	1,727	Dolby Laboratories Inc 'A'	Goldman Sachs	4,887
(9,250)	DENTSPLY SIRONA Inc	Bank of America Merrill Lynch	18,778	(8,179)	Digital Realty Trust Inc (REIT)	Goldman Sachs	(27,318)	6,991	Dolby Laboratories Inc 'A'	HSBC	2,839
(5,216)	DENTSPLY SIRONA Inc	Barclays Bank	3,808	(1,184)	Digital Realty Trust Inc (REIT)	Morgan Stanley	(403)	(8,627)	Dolby Laboratories Inc 'A'	Morgan Stanley	(5,262)
1,153	DENTSPLY SIRONA Inc	HSBC	(977)	(2,072)	Digital Turbine Inc	Bank of America	(16,099)	18,501	Dolby Laboratories Inc 'A'	Morgan Stanley	11,286
(555)	DermTech Inc	Bank of America Merrill Lynch	(3,175)	(5,314)	Digital Turbine Inc	Barclays Bank	(14,348)	(3,903)	Dollar General Corp	Bank of America	4,840
(4,698)	DermTech Inc	Barclays Bank	(12,450)	(2,153)	Digital Turbine Inc	Goldman Sachs	(16,729)	1,348	Dollar General Corp	Bank of America Merrill Lynch	(1,672)
5,084	Design Therapeutics Inc	Bank of America Merrill Lynch	14,439	(3,436)	Digital Turbine Inc	HSBC	(20,994)	(5,488)	Dollar General Corp	Barclays Bank	(32,466)
(864)	Designer Brands Inc 'A'	Bank of America Merrill Lynch	1,529	(1,381)	Digital Turbine Inc	Morgan Stanley	(3,729)	(3,751)	Dollar General Corp	Goldman Sachs	4,651
(4,087)	Designer Brands Inc 'A'	Barclays Bank	3,474	1,116	DigitalOcean Holdings Inc	Bank of America	6,439	375	Dollar General Corp	Goldman Sachs	(89)
(2,009)	Designer Brands Inc 'A'	Goldman Sachs	5,223	2,830	DigitalOcean Holdings Inc	Barclays Bank	594	4,677	Dollar General Corp	HSBC	(11,261)
35,628	Devon Energy Corp	Barclays Bank	21,733	7,938	Dillard's Inc 'A'	Goldman Sachs	45,802	(14,291)	Dollar General Corp	Morgan Stanley	(83,031)
22,430	Devon Energy Corp	Goldman Sachs	(14,131)	1,162	Dillard's Inc 'A'	Goldman Sachs	(11,004)	5,123	Dollar General Corp	Morgan Stanley	27,096
2,362	Dexcom Inc	Bank of America Merrill Lynch	97,722	1,634	Dillard's Inc 'A'	Morgan Stanley	1,258	(7,421)	Dollar Tree Inc	Bank of America Merrill Lynch	90,165
(2,807)	Dexcom Inc	Bank of America Merrill Lynch	(123,480)	(3,925)	Dime Community Banshares Inc	Bank of America	(903)	11,880	Dollar Tree Inc	Bank of America	(139,673)
1,062	Dexcom Inc	Barclays Bank	14,868	(8,210)	Dime Community Banshares Inc	Goldman Sachs	(1,888)	(1,409)	Dollar Tree Inc	Merrill Lynch	13,667
(1,214)	Dexcom Inc	Barclays Bank	(16,996)	6,695	Dine Brands Global Inc	Barclays Bank	5,549	1,429	Dollar Tree Inc	Barclays Bank	(13,861)
305	Dexcom Inc	Goldman Sachs	13,417	12,115	Dine Brands Global Inc	Goldman Sachs	(44,952)	1,032	Dollar Tree Inc	Goldman Sachs	(11,370)
(1,563)	Dexcom Inc	Goldman Sachs	(68,756)	945	Dine Brands Global Inc	HSBC	1,242	17,922	Dollar Tree Inc	Morgan Stanley	(104,669)
593	Dexcom Inc	HSBC	19,750	833	Dine Brands Global Inc	Morgan Stanley	1,572	(27,039)	Dominion Energy Inc	Bank of America	41,123
(504)	Dexcom Inc	HSBC	(13,457)	(22,304)	Dime Community Banshares Inc	Morgan Stanley	5,799	(17,562)	Dominion Energy Inc	Barclays Bank	10,827
37	Dexcom Inc	Morgan Stanley	518	615	Dine Brands Global Inc	Bank of America Merrill Lynch	256	(18,224)	Dominion Energy Inc	Goldman Sachs	27,883
(300)	Dexcom Inc	Morgan Stanley	(4,200)	6,695	Dine Brands Global Inc	Barclays Bank	5,549	9,556	Dominion Energy Inc	Goldman Sachs	2,038
(11,060)	DHI Group Inc	Bank of America Merrill Lynch	(774)	12,115	Dine Brands Global Inc	Goldman Sachs	(44,952)	(46,104)	Dominion Energy Inc	Morgan Stanley	43,799
(31,054)	DHI Group Inc	Barclays Bank	3,416	945	Dine Brands Global Inc	HSBC	1,242	24,589	Dominion Energy Inc	Morgan Stanley	6,418
(22,836)	DHI Group Inc	Goldman Sachs	(1,599)	833	Dine Brands Global Inc	Morgan Stanley	1,572	(627)	Domino's Pizza Inc	Bank of America Merrill Lynch	3,756
(7,065)	DHI Group Inc	HSBC	353	(2,650)	Diodes Inc	Bank of America Merrill Lynch	(12,853)	129	Domino's Pizza Inc	Barclays Bank	770
(21,654)	DHI Group Inc	Morgan Stanley	2,382	(254)	Diodes Inc	Barclays Bank	(97)	(731)	Domino's Pizza Inc	Barclays Bank	(4,364)
(44,911)	DHT Holdings Inc	Barclays Bank	(8,533)	(4,658)	Diodes Inc	Goldman Sachs	(22,591)	(345)	Domino's Pizza Inc	Goldman Sachs	2,067
(13,096)	DHT Holdings Inc	Goldman Sachs	(6,679)	(19,031)	Diodes Inc	Morgan Stanley	(7,232)	(434)	Domino's Pizza Inc	Morgan Stanley	(2,591)
(4,500)	DHT Holdings Inc	Morgan Stanley	(423)	(5,489)	Discover Financial Services	Morgan Stanley	(13,613)	(1,003)	Domino's Pizza Inc	Bank of America Merrill Lynch	(6,449)
(2,516)	Diamond Hill Investment Group Inc	Bank of America Merrill Lynch	6,265	6,175	Discovery Inc 'A'	Bank of America Merrill Lynch	(10,745)	(576)	Domo Inc 'B'	Barclays Bank	(2,408)
(2,354)	Diamond Hill Investment Group Inc	Barclays Bank	(330)	12,421	Discovery Inc 'A'	Barclays Bank	10,309	(703)	Domo Inc 'B'	Goldman Sachs	(5,918)
(2,066)	Diamondback Energy Inc	Bank of America Merrill Lynch	599	8,684	Discovery Inc 'A'	Goldman Sachs	2,204	(3,670)	Domo Inc 'B'	Morgan Stanley	(13,185)
7,342	Diamondback Energy Inc	Barclays Bank	20,337	11,092	Discovery Inc 'A'	Morgan Stanley	9,206	(11,031)	Domtar Corp	Barclays Bank	1,875
2,289	Diamondback Energy Inc	Goldman Sachs	(664)	(35,421)	DISH Network Corp 'A'	Bank of America	10,410	1,259	Donaldson Co Inc	Bank of America	(1,674)
(1,784)	Diamondback Energy Inc	Goldman Sachs	517	(26,069)	DISH Network Corp 'A'	Barclays Bank	23,462	6,842	Donaldson Co Inc	Barclays Bank	4,584
853	Diamondback Energy Inc	HSBC	(2,295)	(6,281)	DISH Network Corp 'A'	HSBC	3,064	(7,300)	Donaldson Co Inc	Barclays Bank	(4,891)
6,567	Diamondback Energy Inc	Morgan Stanley	18,191	(24,987)	DISH Network Corp 'A'	Morgan Stanley	22,488	11,534	Donaldson Co Inc	Goldman Sachs	(15,340)
90,583	DiamondRock Hospitality Co (REIT)	HSBC	(7,247)	5,523	Diversified Healthcare Trust (REIT)	Barclays Bank	(221)	4,720	Donaldson Co Inc	HSBC	(15,104)
3,346	DiamondRock Hospitality Co (REIT)	Morgan Stanley	468	38,384	Diversified Healthcare Trust (REIT)	HSBC	(13,051)	10,637	Donaldson Co Inc	Morgan Stanley	7,127
(24,675)	Dicerna Pharmaceuticals Inc	Morgan Stanley	(61,441)	(3,201)	DMC Global Inc	HSBC	10,915	(831)	Donaldson Co Inc	Morgan Stanley	(557)
10,334	Dick's Sporting Goods Inc	Goldman Sachs	95,756	(4,109)	DMC Global Inc	Morgan Stanley	(2,712)	36,445	Donegal Group Inc 'A'	Bank of America Merrill Lynch	5,102
(29,758)	Diebold Nixdorf Inc	Morgan Stanley	(3,571)	20	DocuSign Inc	Bank of America Merrill Lynch	302	33,862	Donegal Group Inc 'A'	Barclays Bank	(2,709)
(10,426)	Digi International Inc	Barclays Bank	(1,564)	4,458	DocuSign Inc	Barclays Bank	27,060	4,331	Donegal Group Inc 'A'	Goldman Sachs	606
(34,674)	Digi International Inc	Goldman Sachs	(24,965)	(3,152)	Dolby Laboratories Inc 'A'	Bank of America Merrill Lynch	(8,920)	19,217	Donegal Group Inc 'A'	HSBC	3,843
(2,070)	Digi International Inc	HSBC	(2,981)	5,370	Dolby Laboratories Inc 'A'	Bank of America Merrill Lynch	15,197	17,902	Donegal Group Inc 'A'	Morgan Stanley	(1,432)
(11,692)	Digi International Inc	Morgan Stanley	(1,754)	(24,987)	DISH Network Corp 'A'	Morgan Stanley	22,488	3,082	Donnelley Financial Solutions Inc	Bank of America	2,984
(9,442)	Digimarc Corp	Goldman Sachs	(40,884)	5,523	Diversified Healthcare Trust (REIT)	HSBC	(13,051)	4,297	Donnelley Financial Solutions Inc	Merrill Lynch	(521)
7,862	Digital Media Solutions Inc 'A'	Barclays Bank	3,302	38,384	Diversified Healthcare Trust (REIT)	HSBC	(13,051)	1,948	Donnelley Financial Solutions Inc	Barclays Bank	(521)

ブラックロック・ストラテジック・ファンズ ブラックロック・アメリカズ・ダイバーシファイド・エクイティ・アブソルート・リターン・ファンド

保有高	銘柄	取引相手	未実現評価増益/(損) (米ドル)	保有高	銘柄	取引相手	未実現評価増益/(損) (米ドル)	保有高	銘柄	取引相手	未実現評価増益/(損) (米ドル)
1,472	Donnelley Financial Solutions Inc	HSBC	(194)	(264)	DTE Energy Co	Morgan Stanley	1,104	1,421	Dyne Therapeutics Inc	Bank of America	1,606
26,156	Donnelley Financial Solutions Inc	Morgan Stanley	6,539	(2,096)	Duck Creek Technologies Inc	Barclays Bank	(1,425)	4,703	Dyne Therapeutics Inc	Goldman Sachs	5,314
(5,541)	DoorDash Inc 'A'	Barclays Bank	(54,068)	1,925	Duck Creek Technologies Inc	Goldman Sachs	4,909	1,338	Dyne Therapeutics Inc	HSBC	1,445
(794)	DoorDash Inc 'A'	Morgan Stanley	(7,797)	(2,573)	Duck Creek Technologies Inc	Goldman Sachs	(6,561)	(22,748)	Dynex Capital Inc (REIT)	HSBC	7,279
(51,256)	Dorian LPG Ltd	Barclays Bank	36,355	(1,002)	Duck Creek Technologies Inc	Goldman Sachs	(6,561)	(29,239)	Dynex Capital Inc (REIT)	Morgan Stanley	292
(33,250)	Dorian LPG Ltd	Goldman Sachs	32,624	(1,140)	Duck Creek Technologies Inc	HSBC	73	1,313	DZS Inc	Bank of America	670
(10,684)	Dorian LPG Ltd	Morgan Stanley	(250)	(5,201)	Ducommun Inc	Merrill Lynch	(775)	2,695	DZS Inc	Barclays Bank	943
(1,247)	Dorman Products Inc	Bank of America	873	(6,890)	Ducommun Inc	Merrill Lynch	(15,434)	2,889	DZS Inc	Goldman Sachs	1,473
(384)	Dorman Products Inc	Barclays Bank	(634)	(2,049)	Ducommun Inc	Goldman Sachs	2,029	6,805	DZS Inc	Morgan Stanley	2,382
(479)	Dorman Products Inc	Goldman Sachs	335	(1,993)	Ducommun Inc	Morgan Stanley	(4,464)	(7,385)	Elopen Parent Holdings Inc	Barclays Bank	7,754
1,393	Douglas Dynamics Inc	Bank of America	1,393	(2,106)	Duke Energy Corp	Bank of America	4,696	(13,603)	Eagle Bancorp Inc	Morgan Stanley	(11,154)
3,662	Douglas Dynamics Inc	Barclays Bank	6,628	(22,316)	Duke Energy Corp	Barclays Bank	46,640	9,119	Eagle Bancorp Montana Inc	Bank of America	18,214
14,663	Douglas Dynamics Inc	HSBC	(7,771)	(16,702)	Duke Energy Corp	HSBC	58,791	7,399	Eagle Bancorp Montana Inc	Barclays Bank	(1,110)
12,963	Douglas Dynamics Inc	Morgan Stanley	23,463	(28,702)	Duke Energy Corp	Merrill Lynch	59,987	10,370	Eagle Bancorp Montana Inc	Goldman Sachs	20,844
28,720	Douglas Emmett Inc (REIT)	Bank of America	56,578	53,002	Duke Realty Corp (REIT)	Bank of America	83,213	5,908	Eagle Bancorp Montana Inc	HSBC	12,612
(5,657)	Douglas Emmett Inc (REIT)	Merrill Lynch	(10,508)	(14,622)	Duke Realty Corp (REIT)	Barclays Bank	2,486	14,987	Eagle Bancorp Montana Inc	Morgan Stanley	(2,248)
(8,720)	Douglas Emmett Inc (REIT)	Barclays Bank	3,837	14,026	Duke Realty Corp (REIT)	Goldman Sachs	22,021	(1,903)	Eagle Materials Inc	Bank of America	(2,448)
23,718	Douglas Emmett Inc (REIT)	Morgan Stanley	(10,436)	11,208	Duke Realty Corp (REIT)	Morgan Stanley	2,001	(5,820)	Eagle Materials Inc	Barclays Bank	3,085
(7,800)	Douglas Emmett Inc (REIT)	Morgan Stanley	3,432	(10,156)	Duluth Holdings Inc 'B'	Merrill Lynch	(3,898)	(19,485)	Eagle Materials Inc	Morgan Stanley	(32,137)
(4,689)	Dova Pharmaceuticals Inc*	HSBC	(2,532)	(2,118)	Duluth Holdings Inc 'B'	Goldman Sachs	(115)	(12,946)	Eagle Pharmaceuticals Inc	Bank of America	27,834
(10,476)	Dover Corp	HSBC	30,904	(1,877)	Duluth Holdings Inc 'B'	Goldman Sachs	(115)	(1,159)	Eagle Pharmaceuticals Inc	Merrill Lynch	2,341
(16,215)	Dover Corp	Morgan Stanley	(16,377)	(2,394)	Dun & Bradstreet Holdings Inc	Barclays Bank	455	(1,215)	Eagle Pharmaceuticals Inc	Barclays Bank	2,612
6,750	Dow Inc	Bank of America	(16,808)	(8,487)	Dun & Bradstreet Holdings Inc	Morgan Stanley	(1,613)	(6,762)	Eargo Inc	Barclays Bank	(5,545)
1,398	Dow Inc	Barclays Bank	(1,580)	(627)	DuPont de Nemours Inc	Bank of America	659	(8,859)	Earthstone Energy Inc 'A'	Barclays Bank	(3,366)
(30,064)	Dow Inc	Morgan Stanley	33,972	(94,579)	Durect Corp	Goldman Sachs	9,458	(9,283)	Earthstone Energy Inc 'A'	Morgan Stanley	(3,528)
(1,378)	DR Horton Inc	Bank of America	(328)	(6,125)	DXC Technology Co	Merrill Lynch	(6,272)	4,678	East West Bancorp Inc	Bank of America	(15,344)
1,947	DR Horton Inc	Barclays Bank	8,158	(665)	DXC Technology Co	Barclays Bank	(392)	54,479	Easterly Government Properties Inc (REIT)	Merrill Lynch	32,687
1,809	DR Horton Inc	Goldman Sachs	(651)	(5,396)	DXC Technology Co	Goldman Sachs	(6,259)	6,368	Easterly Government Properties Inc (REIT)	Barclays Bank	318
(8,502)	DR Horton Inc	HSBC	(17,531)	(1,672)	DXC Technology Co	Morgan Stanley	(1,714)	71,110	Easterly Government Properties Inc (REIT)	Goldman Sachs	42,666
4,703	DR Horton Inc	Morgan Stanley	(43,079)	7,214	DXC Technology Co	Morgan Stanley	4,256	(22,199)	Eastern Bankshares Inc	Goldman Sachs	(14,651)
17,508	DR Horton Inc	Morgan Stanley	73,359	16,957	DXP Enterprises Inc	Morgan Stanley	5,087	(14,594)	Eastern Co	Bank of America	(5,197)
(826)	DR Horton Inc	Morgan Stanley	(3,461)	6,700	Dyadic International Inc	Bank of America	1,809	(11,685)	Eastern Co	Merrill Lynch	1,402
(9,981)	DraftKings Inc 'A'	Barclays Bank	(20,861)	7,549	Dyadic International Inc	Barclays Bank	226	(14,491)	Eastern Co	Barclays Bank	1,402
(2,551)	Dril-Quip Inc	Bank of America	2,883	7,962	Dyadic International Inc	Morgan Stanley	239	(2,590)	Eastern Co	Goldman Sachs	(5,752)
(14,095)	Dril-Quip Inc	Barclays Bank	(17,337)	(8,113)	Dycom Industries Inc	Bank of America	148,143	(1,315)	Eastern Co	HSBC	(7,235)
(2,338)	Dril-Quip Inc	Goldman Sachs	2,642	(1,771)	Dycom Industries Inc	Barclays Bank	5,126	(1,315)	Eastern Co	Morgan Stanley	158
6,311	Driven Brands Holdings Inc	Bank of America	2,524	(24,526)	Dynatrace Inc	Bank of America	(123,149)	(5,725)	EastGroup Properties Inc (REIT)	Bank of America	(26,908)
2,337	Driven Brands Holdings Inc	Barclays Bank	2,033	7,549	Dyadic International Inc	Barclays Bank	226	(16,480)	EastGroup Properties Inc (REIT)	Merrill Lynch	77,456)
8,576	Driven Brands Holdings Inc	HSBC	12,006	7,962	Dyadic International Inc	Morgan Stanley	239	(9,066)	EastGroup Properties Inc (REIT)	Goldman Sachs	770
17,162	Driven Brands Holdings Inc	Morgan Stanley	14,931	(8,113)	Dycom Industries Inc	Bank of America	148,143	(8,500)	Eastman Chemical Co	Bank of America	38,165
2,262	Dropbox Inc 'A'	Bank of America	996	(1,771)	Dycom Industries Inc	Barclays Bank	5,126	(14,748)	Eastman Chemical Co	Merrill Lynch	12,683
(12,758)	Dropbox Inc 'A'	Merrill Lynch	(7,746)	(24,526)	Dynatrace Inc	Bank of America	(123,149)	(5,579)	Eastman Chemical Co	Barclays Bank	25,050
(22,434)	Dropbox Inc 'A'	Barclays Bank	(4,487)	7,549	Dyadic International Inc	Barclays Bank	226	(18,703)	Eastman Kodak Co	Goldman Sachs	(11,374)
(10,939)	Dropbox Inc 'A'	HSBC	(6,929)	7,962	Dyadic International Inc	Morgan Stanley	239	(2,225)	Eaton Corp Plc	Barclays Bank	(3,582)
(56,253)	Dropbox Inc 'A'	Morgan Stanley	(10,066)	(1,771)	Dycom Industries Inc	Barclays Bank	5,126	(2,834)	Eaton Corp Plc	Goldman Sachs	6,178
5,431	DSP Group Inc	Barclays Bank	923	(24,526)	Dynatrace Inc	Bank of America	(123,149)	470	Eaton Corp Plc	Goldman Sachs	191
3,000	DSP Group Inc	HSBC	5,760	7,549	Dyadic International Inc	Morgan Stanley	239	(1,812)	Eaton Corp Plc	Morgan Stanley	(2,917)
34,966	DSP Group Inc	Morgan Stanley	5,944	(2,419)	Dynatrace Inc	Barclays Bank	(2,179)	1,726	Eaton Corp Plc	Morgan Stanley	2,779
1,671	DTE Energy Co	Bank of America	(3,730)	(5,402)	Dynatrace Inc	Goldman Sachs	(19,904)	8,588	eBay Inc	Bank of America	(6,956)
204	DTE Energy Co	Barclays Bank	(853)	(2,033)	Dynatrace Inc	HSBC	(12,950)	3,887	eBay Inc	Merrill Lynch	
7,756	DTE Energy Co	Goldman Sachs	(9,603)	(29,386)	Dynatrace Inc	Morgan Stanley	(30,855)	(12,254)	eBay Inc	Barclays Bank	(350)
13,258	DTE Energy Co	Morgan Stanley	(54,895)	(10,553)	Dynavax Technologies Corp	Goldman Sachs	(4,643)		eBay Inc	Barclays Bank	1,103

ブラックロック・ストラテジック・ファンズ ブラックロック・アメリカズ・ダイバーシファイド・エクイティ・アブソルート・リターン・ファンド

保有高	銘柄	取引相手	未実現評価増益/(損) (米ドル)	保有高	銘柄	取引相手	未実現評価増益/(損) (米ドル)	保有高	銘柄	取引相手	未実現評価増益/(損) (米ドル)
10,817	eBay Inc	Morgan Stanley	(974)	(3,043)	Elanco Animal Health Inc	Morgan Stanley	(609)	4,313	Emerson Electric Co	Goldman Sachs	733
(4,177)	eBay Inc	Morgan Stanley	376	(1,622)	Elastic NV	Bank of America	(15,571)	10,729	Emerson Electric Co	Morgan Stanley	18,025
(1,001)	Ebix Inc	Bank of America	691	(2,204)	Elastic NV	Merrill Lynch		31,909	Empire State Realty Trust Inc 'A' (REIT)	Bank of America	11,488
(10,395)	Ebix Inc	Barclays Bank	3,430	(7,455)	Elastic NV	Goldman Sachs	(71,568)	35,862	Empire State Realty Trust Inc 'A' (REIT)	Barclays Bank	1,793
(7,352)	Ebix Inc	Goldman Sachs	4,341	(1,769)	Elastic NV	HSBC	(25,880)	50,989	Empire State Realty Trust Inc 'A' (REIT)	Goldman Sachs	18,356
(6,573)	Ebix Inc	HSBC	12,817	(8,896)	Elastic NV	Morgan Stanley	(8,718)		Empire State Realty Trust Inc 'A' (REIT)		
(10,398)	Ebix Inc	Morgan Stanley	3,431	(6,079)	Electromed Inc	Bank of America	(1,884)	2,129	Empire State Realty Trust Inc 'A' (REIT)	HSBC	64
14,209	Echo Global Logistics Inc	Goldman Sachs	(20,319)	(13,741)	Electromed Inc	Barclays Bank	(8,107)	28,007	Empire State Realty Trust Inc 'A' (REIT)	Morgan Stanley	1,401
28,959	Echo Global Logistics Inc	HSBC	(45,466)	(25,392)	Electromed Inc	Goldman Sachs	(7,872)		Empire State Realty Trust Inc 'A' (REIT)		
37,423	Echo Global Logistics Inc	Morgan Stanley	1,559	(3,329)	Electromed Inc	HSBC	566	3,054	Employers Holdings Inc	Bank of America	(764)
(9,738)	EchoStar Corp 'A'	Bank of America	1,071	1,310	Electronic Arts Inc	Bank of America	7,074		Employers Holdings Inc	Merrill Lynch	
(1,181)	EchoStar Corp 'A'	Barclays Bank	(1,016)	10,031	Elodon Pharmaceuticals Inc	Morgan Stanley	2,107	9,333	Employers Holdings Inc	Goldman Sachs	(2,333)
(7,097)	EchoStar Corp 'A'	Goldman Sachs	781	(2,536)	Element Solutions Inc	Bank of America	398	5,789	Employers Holdings Inc	Morgan Stanley	868
3,061	Ecolab Inc	Bank of America	(20,080)	(8,320)	Element Solutions Inc	Merrill Lynch		1,575	Enanta Pharmaceuticals Inc	Bank of America	(1,339)
259	Ecolab Inc	Barclays Bank	(57)	(34,752)	Element Solutions Inc	Barclays Bank	(3,994)	451	Enanta Pharmaceuticals Inc	Merrill Lynch	
3,454	Ecolab Inc	Goldman Sachs	(22,658)	(71,452)	Element Solutions Inc	Goldman Sachs	(25,021)	13,095	Enanta Pharmaceuticals Inc	Goldman Sachs	(383)
2,642	Ecolab Inc	HSBC	(26,103)	10,287	Elevate Credit Inc	Morgan Stanley	(32,579)	6,164	Enanta Pharmaceuticals Inc	HSBC	13,357
5,741	Ecolab Inc	Morgan Stanley	(1,263)	4,545	Elevate Credit Inc	Goldman Sachs	514	(2,382)	Enbridge Inc	Morgan Stanley	(2,466)
(5,976)	Edgewell Personal Care Co	Bank of America	(8,486)	13,541	Elevate Credit Inc	HSBC	1,091	2,321	Encompass Health Corp	Bank of America	715
(3,061)	Edgewell Personal Care Co	Merrill Lynch		(6,049)	elf Beauty Inc	Morgan Stanley	(2,437)		Encompass Health Corp	Merrill Lynch	(1,576)
(3,498)	Edgewell Personal Care Co	Goldman Sachs	(4,347)	(8,464)	elf Beauty Inc	Bank of America	7,682	622	Encompass Health Corp	Bank of America	(193)
(11,304)	Edgewell Personal Care Co	HSBC	(3,008)	(8,916)	elf Beauty Inc	Merrill Lynch		(265)	Encompass Health Corp	Barclays Bank	225
(619)	Edgewise Therapeutics Inc	Morgan Stanley	1,583	(1,291)	elf Beauty Inc	Barclays Bank	9,734	769	Encompass Health Corp	HSBC	(673)
(8,154)	Edison International	Barclays Bank	(260)	(1,434)	Eli Lilly & Co	Goldman Sachs	(244)	(3,135)	Encompass Health Corp	Morgan Stanley	2,665
(9,963)	Edison International	Bank of America	(20,080)	(614)	Eli Lilly & Co	Goldman Sachs	(244)	4,104	Encore Capital Group Inc	Bank of America	14,200
(15,684)	Edison International	Barclays Bank	23,064	(1,814)	Eli Lilly & Co	HSBC	(9,034)	1,682	Encore Capital Group Inc	Merrill Lynch	
(2,501)	Edison International	Goldman Sachs	29,800	(7,889)	Eli Lilly & Co	Morgan Stanley	10,098	6,501	Encore Capital Group Inc	Barclays Bank	3,835
(752)	Editas Medicine Inc	Morgan Stanley	6,253	(14,803)	Ellington Residential Mortgage REIT (REIT)	Bank of America	(2,072)	1,762	Encore Capital Group Inc	Goldman Sachs	22,493
1,174	Editas Medicine Inc	Bank of America	(632)	(4,664)	Ellington Residential Mortgage REIT (REIT)	Merrill Lynch		503	Encore Capital Group Inc	HSBC	7,665
(1,869)	Editas Medicine Inc	Merrill Lynch	986	(17,193)	Ellington Residential Mortgage REIT (REIT)	Barclays Bank	466	(3,325)	Encore Capital Group Inc	Morgan Stanley	1,147
2,830	Editas Medicine Inc	Bank of America	986	(27,062)	Ellington Residential Mortgage REIT (REIT)	Goldman Sachs	(2,407)	(13,261)	Encore Wire Corp	Bank of America	(181)
65	Editas Medicine Inc	Barclays Bank	(1,420)	(6,350)	Eloxx Pharmaceuticals Inc	Merrill Lynch		(4,109)	Encore Wire Corp	Merrill Lynch	
717	Editas Medicine Inc	Goldman Sachs	2,377	(19,449)	Eloxx Pharmaceuticals Inc	Barclays Bank	(635)	14,732	Encore Wire Corp	Barclays Bank	(14,414)
16,492	Edwards Lifesciences Corp	HSBC	173	(6,669)	Eloxx Pharmaceuticals Inc	Goldman Sachs	(3,695)	6,462	Endeavor Group Holdings Inc 'A'	Goldman Sachs	4,227
3,118	eGain Corp	Morgan Stanley	7,421	(23,327)	eMagin Corp	Morgan Stanley	(667)	(6,373)	Endeavor Group Holdings Inc 'A'	Morgan Stanley	(687)
5,016	eGain Corp	Barclays Bank	(1,621)	(11,608)	EMCOR Group Inc	Barclays Bank	(38,956)	(1,618)	Endo International Plc	HSBC	(3,760)
4,113	eGain Corp	Goldman Sachs	652	(4,996)	EMCOR Group Inc	Goldman Sachs	(45,188)	(2,172)	Energizer Holdings Inc	Bank of America	2,443
983	eHealth Inc	Morgan Stanley	(2,139)	(28,067)	EMCORE Corp	Merrill Lynch		(6,255)	Energizer Holdings Inc	Merrill Lynch	
3,662	eHealth Inc	Bank of America	2,418	24,341	EMCOR Group Inc	Goldman Sachs	8,602	(10,660)	Energous Corp	HSBC	28,085
5,735	eHealth Inc	Merrill Lynch	(476)	(11,608)	EMCORE Corp	HSBC	42,597		Energous Corp	Bank of America	(1,706)
(450)	eHealth Inc	Barclays Bank	(476)	(4,996)	EMCORE Corp	Morgan Stanley	19,539	(40,544)	Energous Corp	Merrill Lynch	
726	eHealth Inc	Goldman Sachs	14,108	(28,067)	EMCORE Corp	Bank of America	(18,689)	19,253	Energy Fuels Inc	Barclays Bank	16,180
5,946	Eiger	Goldman Sachs	(2,022)	24,341	EMCOR Group Inc	Merrill Lynch		18,345	Energy Recovery Inc	Barclays Bank	16,180
12,336	El Pollo Loco Holdings Inc	Bank of America	(1,759)	(11,608)	EMCORE Corp	Goldman Sachs	(45,188)	(6,754)	Enepac Tool Group Corp	Barclays Bank	(135)
41,061	El Pollo Loco Holdings Inc	Merrill Lynch		(4,996)	EMCORE Corp	Bank of America	(2,072)	(46,010)	Enepac Tool Group Corp	Morgan Stanley	(920)
5,412	El Pollo Loco Holdings Inc	Barclays Bank	5,431	(28,067)	EMCORE Corp	Merrill Lynch		(18,052)	EnerSys	Bank of America	(55,858)
11,790	El Pollo Loco Holdings Inc	Goldman Sachs	(4,979)	24,341	EMCOR Group Inc	Barclays Bank	(3,098)	(8,884)	EnerSys	Merrill Lynch	
23,328	El Pollo Loco Holdings Inc	HSBC	(11,433)	(11,608)	EMCORE Corp	Goldman Sachs	(45,188)	(18,456)	EnerSys	Barclays Bank	(7,551)
98	Elah Holdings Inc	Morgan Stanley	3,033	(11,608)	EMCORE Corp	Bank of America	(2,072)	(9,201)	EnerSys	Goldman Sachs	(56,893)
87	Elah Holdings Inc	Bank of America	392	(4,758)	Emergent BioSolutions Inc	Merrill Lynch		(4,901)	EnerSys	HSBC	(2,724)
1,705	Elanco Animal Health Inc	Merrill Lynch		(363)	Emergent BioSolutions Inc	Barclays Bank	(17,562)	(9,221)	EnerSys	Morgan Stanley	(7,838)
8,436	Elanco Animal Health Inc	Morgan Stanley	(87)	(1,389)	Emergent BioSolutions Inc	Goldman Sachs	(131)	(3,023)	Eneti Inc	Barclays Bank	3,869
(685)	Elanco Animal Health Inc	Barclays Bank	(44)	1,271	Emerson Electric Co	Morgan Stanley	(5,251)	(1,801)	Eneti Inc	Goldman Sachs	378
1,234	Elanco Animal Health Inc	Goldman Sachs	5,609	9,900	Emerson Electric Co	Bank of America	216	(1,535)	Eneti Inc	HSBC	(384)
		HSBC	(1,364)			Merrill Lynch					
		Morgan Stanley	247			Barclays Bank	16,632				

ブラックロック・ストラテジック・ファンズ ブラックロック・アメリカズ・ダイバーシファイド・エクイティ・アブソルート・リターン・ファンド

保有高	銘柄	取引相手	未実現評価増益/(損) (米ドル)	保有高	銘柄	取引相手	未実現評価増益/(損) (米ドル)	保有高	銘柄	取引相手	未実現評価増益/(損) (米ドル)
42,560	EnLink Midstream LLC	Morgan Stanley	(3,405)	(7,486)	Enzo Biochem Inc	HSBC	(1,198)	409	Equity Residential (REIT)	Barclays Bank	519
72,315	Ennis Inc	Bank of America	(50,621)	(21,006)	Enzo Biochem Inc	Morgan Stanley	(210)	(8,664)	Equity Residential (REIT)	Barclays Bank	(11,003)
		Merrill Lynch		1,437	EOG Resources Inc	Bank of America	(2,677)	3,269	Equity Residential (REIT)	Goldman Sachs	11,376
8,950	Enochian Biosciences Inc	Barclays Bank	2,327			Merrill Lynch		11,385	Equity Residential (REIT)	HSBC	32,447
53,424	Enochian Biosciences Inc	Goldman Sachs	21,904	6,793	EOG Resources Inc	Barclays Bank	2,773	38,909	Equity Residential (REIT)	Morgan Stanley	49,414
34,578	Enochian Biosciences Inc	HSBC	12,794	4,479	EOG Resources Inc	Goldman Sachs	(21,320)	(5,039)	Equity Residential (REIT)	Morgan Stanley	(6,400)
18,956	Enochian Biosciences Inc	Morgan Stanley	4,929	7,526	EOG Resources Inc	Morgan Stanley	1,505	(1,222)	Eric Indemnity Co 'A'	Bank of America	2,823
(7,701)	Enova International Inc	Goldman Sachs	(15,864)	(1,504)	EPAM Systems Inc	Bank of America	(44,909)			Merrill Lynch	
3,261	Enphase Energy Inc	Barclays Bank	7,109			Merrill Lynch		902	Eric Indemnity Co 'A'	Bank of America	(2,084)
344	Enphase Energy Inc	Goldman Sachs	8,472	(2,719)	EPAM Systems Inc	Barclays Bank	18,544			Merrill Lynch	
1,124	Enphase Energy Inc	Morgan Stanley	2,450	(2,951)	EPAM Systems Inc	Goldman Sachs	(88,116)	(4,080)	Eric Indemnity Co 'A'	Barclays Bank	(17,993)
(2,612)	EnPro Industries Inc	Bank of America	7,470	(4,544)	EPAM Systems Inc	Morgan Stanley	30,990	1,548	Eric Indemnity Co 'A'	Barclays Bank	5,100
		Merrill Lynch		3,014	Epizyme Inc	Goldman Sachs	(2,351)	651	Eric Indemnity Co 'A'	Goldman Sachs	1,518
(10,493)	EnPro Industries Inc	Barclays Bank	(6,296)	21,378	Epizyme Inc	Morgan Stanley	(6,413)	1,995	Eric Indemnity Co 'A'	HSBC	11,403
(1,735)	EnPro Industries Inc	Goldman Sachs	4,962	14,985	ePlus Inc	Barclays Bank	(6,144)	2,322	Eric Indemnity Co 'A'	Morgan Stanley	4,887
(9,114)	Ensign Group Inc	Bank of America	(9,934)	2,269	ePlus Inc	Goldman Sachs	(12,956)	43,006	Eros STX Global Corp	Goldman Sachs	1,720
		Merrill Lynch		14,622	ePlus Inc	Morgan Stanley	(5,995)	71,796	Eros STX Global Corp	HSBC	6,462
(1,716)	Ensign Group Inc	Goldman Sachs	(1,870)	(5,072)	EPR Properties (REIT)	Bank of America	(6,188)	21,108	Eros STX Global Corp	Morgan Stanley	(1,055)
(955)	Ensign Group Inc	HSBC	735			Merrill Lynch		25,192	Esc Inc*	Barclays Bank	6,741
(15,216)	Ensign Group Inc	Morgan Stanley	(29,823)	(11,272)	EPR Properties (REIT)	Barclays Bank	(13,639)	63,925	Esc Inc*	Goldman Sachs	(31,863)
(1,402)	Enstar Group Ltd	Goldman Sachs	(9,169)	14,514	EPR Properties (REIT)	Barclays Bank	17,562	41,059	Esc Inc*	Morgan Stanley	10,987
(4,379)	Enstar Group Ltd	Morgan Stanley	(46,505)	(3,936)	EPR Properties (REIT)	Goldman Sachs	(5,196)	(13,745)	Escalade Inc	Bank of America	(10,034)
(7,111)	Entegris Inc	Bank of America	(50,488)	4,376	EPR Properties (REIT)	Morgan Stanley	5,295			Merrill Lynch	
		Merrill Lynch		(24,921)	EQT Corp	Barclays Bank	12,959	(5,486)	Escalade Inc	Barclays Bank	(3,017)
(920)	Entegris Inc	Barclays Bank	(1,168)	9,563	EQT Corp	Goldman Sachs	(21,517)	(8,717)	Escalade Inc	Goldman Sachs	(6,363)
(3,748)	Entegris Inc	Goldman Sachs	(26,611)	(6,244)	EQT Corp	Morgan Stanley	3,247	(15,272)	Escalade Inc	Morgan Stanley	(8,540)
(3,628)	Entegris Inc	Morgan Stanley	(4,361)	(1,887)	Equifax Inc	Barclays Bank	4,642	2,621	ESCO Technologies Inc	Barclays Bank	367
(1,639)	Entergy Corp	HSBC	6,310	(299)	Equifax Inc	Goldman Sachs	(140)	21,454	ESCO Technologies Inc	Morgan Stanley	3,004
(16,293)	Entergy Corp	Morgan Stanley	25,091	1,245	Equifax Inc	Morgan Stanley	(3,063)	(40,015)	Escrow New York (REIT)*	Bank of America	(776,291)
12,732	Enterprise Bancorp Inc	Bank of America	3,056	(4,783)	Equifax Inc	Morgan Stanley	11,766			Merrill Lynch	
		Merrill Lynch		(17,837)	Equilibrium Inc	Goldman Sachs	(14,983)	(39,940)	Escrow New York (REIT)*	Goldman Sachs	(774,796)
3,532	Enterprise Bancorp Inc	Barclays Bank	1,589	849	Equinox Inc (REIT)	Bank of America	18,415	(21,172)	Escrow New York (REIT)*	Morgan Stanley	(410,737)
13,164	Enterprise Bancorp Inc	Goldman Sachs	3,159			Merrill Lynch		1,280	Esperion Therapeutics Inc	Bank of America	(1,229)
3,493	Enterprise Bancorp Inc	HSBC	(3,214)	1,006	Equinox Inc (REIT)	Barclays Bank	13,501			Merrill Lynch	
19,575	Enterprise Bancorp Inc	Morgan Stanley	8,809	1,020	Equinox Inc (REIT)	Goldman Sachs	22,124	5,523	Esperion Therapeutics Inc	Barclays Bank	(1,988)
(33,317)	Enterprise Financial Services Corp	Bank of America	1,570	2,162	Equinox Inc (REIT)	HSBC	36,149	2,161	Esperion Therapeutics Inc	HSBC	(4,841)
		Merrill Lynch		103	Equinox Inc (REIT)	Morgan Stanley	1,382	3,436	Esperion Therapeutics Inc	Morgan Stanley	(1,237)
(32,566)	Enterprise Financial Services Corp	Barclays Bank	(8,142)	505	Equitable Holdings Inc	Goldman Sachs	(1,061)	782	Esports Technologies Inc	Bank of America	810
				10,797	Equitable Holdings Inc	HSBC	(27,856)			Merrill Lynch	
(9,977)	Enterprise Financial Services Corp	Goldman Sachs	3,292	23,896	Equitable Holdings Inc	Morgan Stanley	(23,896)	4,250	Esports Technologies Inc	Goldman Sachs	924
(14,155)	Enterprise Financial Services Corp	HSBC	3,963	(12,420)	Equitrans Midstream Corp	HSBC	1,987	8,979	Esquire Financial Holdings Inc	Bank of America	8,710
				20,993	Equitrans Midstream Corp	Morgan Stanley	(4,618)			Merrill Lynch	
(30,671)	Enterprise Financial Services Corp	Morgan Stanley	(5,593)	(14,343)	Equity Bancshares Inc 'A'	Morgan Stanley	(18,933)	11,569	Esquire Financial Holdings Inc	Barclays Bank	1,388
				(46,205)	Equity Commonwealth (REIT)	Bank of America	(7,855)			Goldman Sachs	5,830
39,492	Entravision Communications Corp 'A'	Bank of America	10,773	(10,452)	Equity Commonwealth (REIT)	Barclays Bank	3,345	6,010	Esquire Financial Holdings Inc	Goldman Sachs	5,830
		Merrill Lynch		(40,188)	Equity Commonwealth (REIT)	Goldman Sachs	(6,832)	4,342	Esquire Financial Holdings Inc	HSBC	6,491
17,267	Entravision Communications Corp 'A'	Barclays Bank	1,036	(26,616)	Equity Commonwealth (REIT)	HSBC	(5,057)	6,702	Esquire Financial Holdings Inc	Morgan Stanley	804
				(37,012)	Equity Commonwealth (REIT)	Morgan Stanley	11,844			Bank of America	597
14,243	Entravision Communications Corp 'A'	Goldman Sachs	6,103	(8,176)	Equity LifeStyle Properties Inc (REIT)	Bank of America	(11,926)	3,412	ESSA Bancorp Inc	Barclays Bank	444
					Equity LifeStyle Properties Inc (REIT)	Merrill Lynch		6,045	ESSA Bancorp Inc	Goldman Sachs	665
58,818	Entravision Communications Corp 'A'	HSBC	42,349	3,320	Equity LifeStyle Properties Inc (REIT)	Barclays Bank	(664)	16,405	ESSA Bancorp Inc	HSBC	6,234
				(929)	Equity LifeStyle Properties Inc (REIT)	Barclays Bank	186	11,010	ESSA Bancorp Inc	Morgan Stanley	1,431
52,424	Entravision Communications Corp 'A'	Morgan Stanley	3,145	8,984	Equity LifeStyle Properties Inc (REIT)	Morgan Stanley	(1,797)	8,929	Essent Group Ltd	Bank of America	(3,962)
(44,864)	Envela Corp	Bank of America	11,216	(6,050)	Equity LifeStyle Properties Inc (REIT)	Morgan Stanley	949			Merrill Lynch	
		Merrill Lynch			Equity LifeStyle Properties Inc (REIT)	Barclays Bank		13,924	Essent Group Ltd	Barclays Bank	4,050
(15,392)	Envela Corp	Barclays Bank	(2,309)					38,321	Essent Group Ltd	Goldman Sachs	3,380
(14,311)	Envela Corp	Goldman Sachs	3,578					18,974	Essent Group Ltd	HSBC	(2,687)
6,401	Envista Holdings Corp	Bank of America	(9,089)					4,275	Essent Group Ltd	Morgan Stanley	1,497
		Merrill Lynch						(1,244)	Essential Properties	Bank of America	(684)
11,566	Envista Holdings Corp	Barclays Bank	(6,014)							Merrill Lynch	
8,795	Envista Holdings Corp	Goldman Sachs	(12,489)								
8,950	Envista Holdings Corp	Morgan Stanley	(4,654)	10,880	Equity Residential (REIT)	Bank of America	37,862				
(57,198)	Enzo Biochem Inc	Barclays Bank	(572)			Merrill Lynch					

ブラックロック・ストラテジック・ファンズ ブラックロック・アメリカズ・ダイバーシファイド・エクイティ・アブソルート・リターン・ファンド

保有高	銘柄	取引相手	未実現評価増益/(損) (米ドル)	保有高	銘柄	取引相手	未実現評価増益/(損) (米ドル)	保有高	銘柄	取引相手	未実現評価増益/(損) (米ドル)
(9,961)	Essential Properties Realty Trust Inc (REIT)	Barclays Bank	(4,482)	18,170	Eversource Energy	Barclays Bank	(38,339)	(9,702)	ExOne Co	Barclays Bank	(11,157)
(16,644)	Essential Properties Realty Trust Inc (REIT)	Morgan Stanley	(7,490)	7,519	Eversource Energy	Goldman Sachs	(21,580)	(1,902)	eXp World Holdings Inc	Bank of America	(10,347)
(7,341)	Essential Utilities Inc	Goldman Sachs	(8,426)	12,131	Eversource Energy	HSBC	(51,678)	(9,683)	eXp World Holdings Inc	Barclays Bank	(39,410)
(15,308)	Essential Utilities Inc	HSBC	(15,920)	36,772	Eversource Energy	Morgan Stanley	(77,589)	5,674	eXp World Holdings Inc	Barclays Bank	23,093
(11,907)	Essential Utilities Inc	Morgan Stanley	(3,572)	(13,732)	EVERTEC Inc	Bank of America	(137)	1,647	eXp World Holdings Inc	Goldman Sachs	(8,960)
(379)	Essex Property Trust Inc (REIT)	Barclays Bank	(96)	(6,091)	EVERTEC Inc	Barclays Bank	(122)	(1,814)	eXp World Holdings Inc	HSBC	11,628
(58)	Essex Property Trust Inc (REIT)	HSBC	(228)	(4,192)	EVERTEC Inc	Goldman Sachs	(42)	(975)	eXp World Holdings Inc	Morgan Stanley	(597)
525	Essex Property Trust Inc (REIT)	Morgan Stanley	1,538	(22,598)	EVERTEC Inc	HSBC	(13,785)	285	Expedia Group Inc	Bank of America	2,138
(1,097)	Essex Property Trust Inc (REIT)	Morgan Stanley	(3,214)	(36,203)	EVERTEC Inc	Morgan Stanley	(724)	4,829	Expedia Group Inc	Barclays Bank	26,163
(589)	Estee Lauder Cos Inc 'A'	Goldman Sachs	(5,819)	(6,851)	EVI Industries Inc	Barclays Bank	2,946	3,644	Expedia Group Inc	Goldman Sachs	25,710
962	Estee Lauder Cos Inc 'A'	Morgan Stanley	3,906	(11,566)	Evo Payments Inc 'A'	Bank of America	(7,402)	1,375	Expedia Group Inc	Morgan Stanley	4,384
20,378	Ethan Allen Interiors Inc	Goldman Sachs	(21,397)	(11,393)	Evo Payments Inc 'A'	Barclays Bank	(1,937)	1,332	Expeditors International of Washington Inc	Bank of America	6,700
368	Ethan Allen Interiors Inc	Morgan Stanley	423	(27,225)	Evo Payments Inc 'A'	Morgan Stanley	(4,628)	6,753	Expeditors International of Washington Inc	Merrill Lynch	9,985
(23,644)	Eton Pharmaceuticals Inc	Barclays Bank	42,323	(125,347)	Evolfem Biosciences Inc	Barclays Bank	(4,412)	4,523	Expeditors International of Washington Inc	Goldman Sachs	22,751
972	Etsy Inc	Barclays Bank	(437)	(22,333)	Evolfem Biosciences Inc	Goldman Sachs	9,380	10,503	Expeditors International of Washington Inc	HSBC	59,237
(2,609)	Etsy Inc	Barclays Bank	1,174	(4,478)	Evolent Health Inc 'A'	Barclays Bank	(403)	22,658	Expeditors International of Washington Inc	Morgan Stanley	37,670
1,103	Etsy Inc	Goldman Sachs	(496)	(1,982)	Evolent Health Inc 'A'	Morgan Stanley	(178)	(1,107)	Exponent Inc	Bank of America	2,546
(2,755)	Etsy Inc	Morgan Stanley	1,240	(7,167)	Evolus Inc	Barclays Bank	(9,604)	(5,400)	Exponent Inc	Barclays Bank	4,806
2,612	Euronet Worldwide Inc	Bank of America	13,661	(1,546)	Evolus Inc	Goldman Sachs	(2,891)	(25,059)	Exponent Inc	Goldman Sachs	57,636
352	Euronet Worldwide Inc	Barclays Bank	496	24,419	Evolution Petroleum Corp	Bank of America	(2,198)	(3,085)	Exponent Inc	Morgan Stanley	2,746
9,225	Euronet Worldwide Inc	Goldman Sachs	48,247	84,837	Evolution Petroleum Corp	Goldman Sachs	(7,635)	20,275	Express Inc	Morgan Stanley	11,354
2,947	Euronet Worldwide Inc	HSBC	31,268	74,590	Evolution Petroleum Corp	Morgan Stanley	(2,984)	7,137	Exterran Corp	Bank of America	(2,926)
2,659	Euronet Worldwide Inc	Morgan Stanley	3,749	7,910	Evolution Petroleum Corp	Goldman Sachs	16,532	22,300	Exterran Corp	Merrill Lynch	(2,676)
16,397	Evans Bancorp Inc	Barclays Bank	(492)	1,665	Evovaqua Water Technologies Corp	HSBC	2,531	18,718	Exterran Corp	Goldman Sachs	(3,241)
6,693	Evans Bancorp Inc	Goldman Sachs	6,760	16,617	Evovaqua Water Technologies Corp	Morgan Stanley	14,789	1,351	Extra Space Storage Inc (REIT)	Morgan Stanley	(2,246)
2,047	Evans Bancorp Inc	Morgan Stanley	(61)	(2,010)	EW Scripps Co 'A'	Goldman Sachs	1,286	3,910	Extra Space Storage Inc (REIT)	Barclays Bank	4,461
5,197	Evelo Biosciences Inc	Morgan Stanley	6,029	(1,033)	EW Scripps Co 'A'	Morgan Stanley	(15,053)	930	Extra Space Storage Inc (REIT)	Goldman Sachs	2,123
(5,149)	Eventbrite Inc 'A'	Bank of America	2,266	(11,257)	Exact Sciences Corp	Bank of America	(16,383)	(22,900)	Exxon Mobil Corp	Bank of America	5,674
(5,353)	Eventbrite Inc 'A'	Barclays Bank	2,141	(1,059)	Exact Sciences Corp	Barclays Bank	(1,112)	(3,989)	Exxon Mobil Corp	Merrill Lynch	4,453
(5,422)	Eventbrite Inc 'A'	Goldman Sachs	2,386	(259)	Exact Sciences Corp	HSBC	(3,028)	(19,153)	Exxon Mobil Corp	Barclays Bank	23,750
2,592	Everbridge Inc	Bank of America	814	(4,503)	Exact Sciences Corp	Morgan Stanley	(4,728)	(17,458)	Exxon Mobil Corp	Goldman Sachs	7,275
2,521	Everbridge Inc	Barclays Bank	2,471	11,257	Exagen Inc	Bank of America	(4,728)	(39,968)	Exxon Mobil Corp	HSBC	73,498
3,992	Everbridge Inc	Goldman Sachs	4,303	5,389	Exagen Inc	Barclays Bank	8,676	(6,882)	Exxon Mobil Corp	Morgan Stanley	49,560
3,762	Everbridge Inc	Morgan Stanley	3,480	8,950	Exagen Inc	Goldman Sachs	15,215	(22,900)	Exxon Mobil Corp	Barclays Bank	(4,817)
4,986	Evercore Inc 'A'	Goldman Sachs	(4,986)	8,117	Exagen Inc	HSBC	(2,650)	(3,989)	Exxon Mobil Corp	Goldman Sachs	2,123
898	Evercore Inc 'A'	HSBC	1,868	1,900	Exagen Inc	Morgan Stanley	3,059	(17,727)	Extreme Networks Inc	Bank of America	(2,937)
(3,528)	Everest Re Group Ltd	Bank of America	42,865	(9,857)	Exelixis Inc	Bank of America	26,515	(22,900)	Extreme Networks Inc	Merrill Lynch	(229)
(1,610)	Everest Re Group Ltd	Barclays Bank	5,812	(3,196)	Exelixis Inc	Merrill Lynch	3,611	(3,989)	Exxon Mobil Corp	Bank of America	4,453
(2,030)	Everest Re Group Ltd	Goldman Sachs	24,665	(3,787)	Exelixis Inc	Barclays Bank	10,187	(19,153)	Exxon Mobil Corp	Merrill Lynch	4,453
(517)	Everest Re Group Ltd	HSBC	6,643	(4,983)	Exelixis Inc	Goldman Sachs	11,959	(17,458)	Exxon Mobil Corp	Barclays Bank	23,750
(1,697)	Everest Re Group Ltd	Morgan Stanley	6,126	7,422	Exelon Corp	Bank of America	223	(39,968)	Exxon Mobil Corp	Goldman Sachs	7,275
231	Everest Re Group Ltd	Morgan Stanley	7	(2,987)	Exelon Corp	Merrill Lynch	(1,792)	(6,882)	EyePoint Pharmaceuticals Inc	HSBC	73,498
(20,570)	Evergy Inc	HSBC	42,168	(21,166)	Exelon Corp	Morgan Stanley	19,261	(6,882)	EyePoint Pharmaceuticals Inc	Morgan Stanley	49,560
(21,493)	Evergy Inc	Morgan Stanley	13,756	66,965	Excicure Inc	Bank of America	14,063	(1,386)	EyePoint Pharmaceuticals Inc	Barclays Bank	(4,817)
(9,025)	Everi Holdings Inc	HSBC	(24,187)	19,006	Excicure Inc	Bank of America	190	(2,330)	EyePoint Pharmaceuticals Inc	HSBC	(1,331)
(7,608)	Everi Holdings Inc	Morgan Stanley	(9,662)	26,919	Excicure Inc	Merrill Lynch	(1,884)	(2,330)	EyePoint Pharmaceuticals Inc	Morgan Stanley	(1,631)
4,993	EverQuote Inc 'A'	Bank of America	10,735	(9,665)	ExiService Holdings Inc	Bank of America	(45,136)	32,795	EZCORP Inc 'A'	Bank of America	3,607
2,769	EverQuote Inc 'A'	Barclays Bank	5,704	(3,196)	ExiService Holdings Inc	Merrill Lynch	(1,662)	93,020	EZCORP Inc 'A'	Bank of America	3,607
569	EverQuote Inc 'A'	Goldman Sachs	1,102	(3,787)	Exelixis Inc	Barclays Bank	(1,662)	65,680	EZCORP Inc 'A'	Merrill Lynch	5,581
4,268	EverQuote Inc 'A'	HSBC	2,219	(4,983)	Exelixis Inc	Goldman Sachs	(7,995)	65,680	EZCORP Inc 'A'	Barclays Bank	5,581
892	Eversource Energy	Bank of America	(2,560)	7,422	Exelon Corp	HSBC	(36,376)	64,016	EZCORP Inc 'A'	Goldman Sachs	7,225
(8,158)	Eversource Energy	Merrill Lynch	18,205	(6,914)	ExiService Holdings Inc	Morgan Stanley	(3,221)	54,992	EZCORP Inc 'A'	HSBC	51,853
				(1,772)	ExOne Co	Bank of America	(3,473)	758	F5 Networks Inc	Morgan Stanley	3,300
										Bank of America	3,573

ブラックロック・ストラテジック・ファンズ ブラックロック・アメリカズ・ダイバーシファイド・エクイティ・アブソルート・リターン・ファンド

保有高	銘柄	取引相手	未実現評価益/(損) (米ドル)	保有高	銘柄	取引相手	未実現評価益/(損) (米ドル)	保有高	銘柄	取引相手	未実現評価益/(損) (米ドル)
(549)	F5 Networks Inc	Barclays Bank	49	779	Fathom Holdings Inc	Morgan Stanley	1,317	19,128	Fidelity National	Morgan Stanley	(39,404)
1,361	F5 Networks Inc	Goldman Sachs	6,506	(8,121)	FB Financial Corp	HSBC	(812)		Information Services Inc		
(14,291)	Fabrinet	Barclays Bank	(50,055)	(36,282)	FB Financial Corp	Morgan Stanley	13,787	(4,643)	Fiesta Restaurant Group Inc	Morgan Stanley	2,925
(6,504)	Fabrinet	HSBC	(44,032)	1,728	Federal Agricultural	Bank of America	(4,355)	(115,489)	Fifth Third Bancorp	Goldman Sachs	87,772
(21,098)	Fabrinet	Morgan Stanley	(74,826)		Mortgage Corp 'C'	Merrill Lynch		(43,612)	Fifth Third Bancorp	Morgan Stanley	(11,775)
(228)	Facebook Inc 'A'	Bank of America	(3,610)	15,887	Federal Agricultural	Barclays Bank	(3,019)	18,569	Finance Of America	Barclays Bank	(11,698)
		Merrill Lynch			Mortgage Corp 'C'				Cos Inc 'A'		
(12,547)	Facebook Inc 'A'	Barclays Bank	(31,567)	4,661	Federal Agricultural	Goldman Sachs	(11,746)	4,918	Finance Of America	Goldman Sachs	360
(416)	Facebook Inc 'A'	Goldman Sachs	(6,461)		Mortgage Corp 'C'				Cos Inc 'A'		
(308)	Facebook Inc 'A'	HSBC	722	4,342	Federal Agricultural	Morgan Stanley	(825)	16,313	Finance Of America	HSBC	(9,614)
(1,358)	Facebook Inc 'A'	Morgan Stanley	(5,568)		Mortgage Corp 'C'				Cos Inc 'A'		
2,207	FactSet Research	Goldman Sachs	10,185	5,073	Federal Realty	Bank of America	6,899	2,070	Finance Of America	Morgan Stanley	(1,304)
	Systems Inc				Investment Trust (REIT)	Merrill Lynch			Cos Inc 'A'		
246	FactSet Research	HSBC	1,132	(1,278)	Federal Realty	Bank of America	(1,738)	(11,677)	Financial Institutions Inc	Bank of America	7,707
	Systems Inc				Investment Trust (REIT)	Merrill Lynch			Merrill Lynch		
325	FactSet Research	Morgan Stanley	744	2,775	Federal Realty	Barclays Bank	3,302	(3,267)	Financial Institutions Inc	Barclays Bank	33
	Systems Inc				Investment Trust (REIT)			(18,754)	Financial Institutions Inc	Goldman Sachs	12,378
(544)	Fair Isaac Corp	Bank of America	(8,633)	227	Federal Realty	Goldman Sachs	309	(9,697)	Financial Institutions Inc	Morgan Stanley	97
		Merrill Lynch			Investment Trust (REIT)			8,136	FireEye Inc	Bank of America	14,401
(1,236)	Fair Isaac Corp	Barclays Bank	(7,120)	(4,039)	Federal Realty	Goldman Sachs	(5,493)	(22,770)	FireEye Inc	Merrill Lynch	
(1,353)	Fair Isaac Corp	Goldman Sachs	(21,472)		Investment Trust (REIT)				Bank of America		(14,475)
(80)	Fair Isaac Corp	HSBC	(1,053)	(373)	Federal Realty	HSBC	705		Merrill Lynch		
(1,440)	Fair Isaac Corp	Morgan Stanley	(8,294)		Investment Trust (REIT)			14,332	FireEye Inc	Barclays Bank	573
26,588	Falcon Minerals Corp	Barclays Bank	(3,722)	(1,080)	Federal Realty	Morgan Stanley	(1,285)	12,020	FireEye Inc	Goldman Sachs	21,275
42,993	Falcon Minerals Corp	HSBC	(8,169)		Investment Trust (REIT)			(10,625)	FireEye Inc	Goldman Sachs	(17,282)
65,599	Falcon Minerals Corp	Morgan Stanley	(9,184)	4,345	Federal Signal Corp	Bank of America	130	(17,752)	FireEye Inc	HSBC	(6,687)
(2,063)	Farfetch Ltd 'A'	Barclays Bank	(10,294)	49,537	Federal Signal Corp	Merrill Lynch		(39,633)	FireEye Inc	Morgan Stanley	(1,721)
(3,786)	Farfetch Ltd 'A'	Morgan Stanley	(18,892)	1,131	Federal Signal Corp	Barclays Bank	42,602	3,525	First American	Bank of America	(8,284)
(2,282)	Farmer Bros Co	Goldman Sachs	90	10,445	Federal Signal Corp	Goldman Sachs	34		Financial Corp	Merrill Lynch	
(11,384)	Farmer Bros Co	Morgan Stanley	5,464	23,711	Federal Signal Corp	HSBC	(5,954)	10,952	First American	Barclays Bank	(14,347)
4,511	Farmers & Merchants	Bank of America	722	(4,567)	Federated Hermes Inc	Morgan Stanley	20,391	5,388	Financial Corp		
	Bancorp Inc	Merrill Lynch				Bank of America	381		First American	Goldman Sachs	(12,662)
2,943	Farmers & Merchants	Barclays Bank	(59)	(18,017)	Federated Hermes Inc	Merrill Lynch			Financial Corp		
	Bancorp Inc					Barclays Bank	3,485	3,182	First American	HSBC	(6,046)
6,481	Farmers & Merchants	Goldman Sachs	1,037	(9,869)	Federated Hermes Inc	Goldman Sachs	589		Financial Corp		
	Bancorp Inc			(15,573)	Federated Hermes Inc	HSBC	23,827	15,295	First American	Morgan Stanley	(20,036)
3,602	Farmers & Merchants	HSBC	-	(25,512)	Federated Hermes Inc	Morgan Stanley	5,868		Financial Corp		
	Bancorp Inc			(516)	FedEx Corp	Bank of America	(2,864)	7,275	First Bancorp Inc	Bank of America	12,950
9,253	Farmers & Merchants	Morgan Stanley	(185)	(2,948)	FedEx Corp	Merrill Lynch			Merrill Lynch		
	Bancorp Inc					Goldman Sachs	(16,361)	10,177	First Bancorp Inc	Barclays Bank	7,836
68,337	Farmers National Banc Corp	Bank of America	17,084	(3,108)	FedEx Corp	Morgan Stanley	(9,231)	8,226	First Bancorp Inc	Goldman Sachs	14,642
		Merrill Lynch		5,719	FedNat Holding Co	Barclays Bank	1,487	8,604	First Bancorp Inc	HSBC	15,573
24,465	Farmers National Banc Corp	Barclays Bank	(3,670)	9,122	FedNat Holding Co	Goldman Sachs	3,649	14,137	First Bancorp Inc	Morgan Stanley	10,885
87,275	Farmers National Banc Corp	Goldman Sachs	21,819	5,152	FedNat Holding Co	HSBC	412	(3,662)	First Bancshares Inc	Bank of America	1,904
39,923	Farmers National Banc Corp	Morgan Stanley	(5,988)	47,681	FedNat Holding Co	Morgan Stanley	12,397			Merrill Lynch	
(28,127)	Farmland Partners	Morgan Stanley	7,313	18,344	Fence Pharmaceuticals Inc	Goldman Sachs	19,261	(7,374)	First Bancshares Inc	Barclays Bank	(1,401)
	Inc (REIT)			40,865	Fence Pharmaceuticals Inc	Morgan Stanley	26,562	(7,742)	First Bancshares Inc	Goldman Sachs	4,026
2,207	FARO Technologies Inc	Barclays Bank	1,170	(6,092)	FibroGen Inc	Bank of America	(5,970)	(8,549)	First Bancshares Inc	HSBC	(1,111)
3,489	FARO Technologies Inc	Goldman Sachs	8,862			Merrill Lynch		(44,596)	First Bancshares Inc	Morgan Stanley	(8,473)
4,146	FARO Technologies Inc	HSBC	24,959	(1,807)	FibroGen Inc	Barclays Bank	(885)	40,599	First Bank	Bank of America	(2,030)
(18,067)	Fastenal Co	Bank of America	11,382	(1,351)	FibroGen Inc	Goldman Sachs	(1,324)			Merrill Lynch	
		Merrill Lynch		(6,914)	FibroGen Inc	Morgan Stanley	(3,388)	17,854	First Bank	Barclays Bank	(179)
(28,285)	Fastenal Co	Barclays Bank	(5,630)	(110)	Fidelity D&D Bancorp Inc	Bank of America	36	11,783	First Bank	Goldman Sachs	(589)
(47,577)	Fastenal Co	Goldman Sachs	15,103			Merrill Lynch		(4,598)	First Busey Corp	Goldman Sachs	(6,253)
(921)	Fastenal Co	HSBC	654	(24)	Fidelity D&D Bancorp Inc	Barclays Bank	(3)	(40,880)	First Busey Corp	HSBC	(60,911)
(28,416)	Fastenal Co	Morgan Stanley	(5,399)	(1,224)	Fidelity D&D Bancorp Inc	Morgan Stanley	(159)	(41,429)	First Busey Corp	Morgan Stanley	(30,243)
(3,543)	Fasty Inc 'A'	Bank of America	(7,128)	(2,484)	Fidelity National	Morgan Stanley	149	19,341	First Business	Bank of America	1,934
		Merrill Lynch			Financial Inc				Financial Services Inc	Merrill Lynch	
(2,279)	Fasty Inc 'A'	Barclays Bank	412	4,480	Fidelity National	Bank of America	134	18,719	First Business	Barclays Bank	(11,044)
(581)	Fasty Inc 'A'	Goldman Sachs	(2,847)		Information Services Inc	Merrill Lynch			Financial Services Inc		
(5,234)	Fate Therapeutics Inc	Barclays Bank	(13,451)	423	Fidelity National	Barclays Bank	(871)	16,754	First Business	Goldman Sachs	1,675
(9,413)	Fate Therapeutics Inc	Goldman Sachs	(2,448)		Information Services Inc				Financial Services Inc		
(714)	Fate Therapeutics Inc	HSBC	(635)	3,634	Fidelity National	Goldman Sachs	109	14,209	First Business	HSBC	9,094
521	Fathom Holdings Inc	Barclays Bank	880		Information Services Inc				Financial Services Inc		
1,126	Fathom Holdings Inc	Goldman Sachs	4,572								

ブラックロック・ストラテジック・ファンズ ブラックロック・アメリカズ・ダイバーシファイド・エクイティ・アブソルート・リターン・ファンド

保有高	銘柄	取引相手	未実現評価増/減 (米ドル)	保有高	銘柄	取引相手	未実現評価増/減 (米ドル)	保有高	銘柄	取引相手	未実現評価増/減 (米ドル)
6,181	First Business Financial Services Inc	Morgan Stanley	(3,647)	(5,676)	First Industrial Realty Trust Inc (REIT)	Barclays Bank	3,179	6,462	First United Corp	Bank of America Merrill Lynch	(5,622)
(1,621)	First Capital Inc	Bank of America Merrill Lynch	(567)	83,412	First Industrial Realty Trust Inc (REIT)	Goldman Sachs	110,938	4,382	First United Corp	Barclays Bank	(2,366)
(14,032)	First Choice Bancorp	Bank of America Merrill Lynch	1,684	(2,633)	First Industrial Realty Trust Inc (REIT)	Goldman Sachs	(3,502)	20,049	First United Corp	Goldman Sachs	(17,443)
(5,169)	First Choice Bancorp	Barclays Bank	(310)	4,009	First Industrial Realty Trust Inc (REIT)	Morgan Stanley	(2,245)	19,967	First United Corp	Morgan Stanley	(10,782)
(1,725)	First Choice Bancorp	Goldman Sachs	207	(2,948)	First Internet Bancorp	Bank of America Merrill Lynch	4,245	7,049	First Western Financial Inc	Bank of America Merrill Lynch	7,190
(3,316)	First Choice Bancorp	Morgan Stanley	(199)	(2,303)	First Internet Bancorp	Barclays Bank	1,313	3,066	First Western Financial Inc	Barclays Bank	184
269	First Citizens BancShares Inc 'A'	Bank of America Merrill Lynch	3,661	(972)	First Internet Bancorp	Goldman Sachs	1,400	13,280	First Western Financial Inc	HSBC	6,448
300	First Citizens BancShares Inc 'A'	Barclays Bank	(1,238)	(8,763)	First Internet Bancorp	Morgan Stanley	4,995	363	First Western Financial Inc	Morgan Stanley	22
633	First Citizens BancShares Inc 'A'	Goldman Sachs	(731)	2,621	First Interstate BancSystem Inc 'A'	Bank of America Merrill Lynch	(1,048)	(23,365)	FirstEnergy Corp	HSBC	(6,075)
697	First Citizens BancShares Inc 'A'	Morgan Stanley	3,212	65,074	First Interstate BancSystem Inc 'A'	Barclays Bank	48,805	(30,670)	FirstEnergy Corp	Bank of America Merrill Lynch	307
646	First Community Bankshares Inc	Bank of America Merrill Lynch	(459)	21,516	First Interstate BancSystem Inc 'A'	Goldman Sachs	(8,606)	9,038	Fiserv Inc	Morgan Stanley	21,510
19,579	First Community Bankshares Inc	Barclays Bank	2,741	32,929	First Interstate BancSystem Inc 'A'	HSBC	10,700	9,124	Fiserv Inc	Barclays Bank	(6,022)
15,800	First Community Bankshares Inc	Goldman Sachs	(11,218)	25,897	First Interstate BancSystem Inc 'A'	Morgan Stanley	19,423	(17,098)	Fiserv Inc	Barclays Bank	11,285
56,820	First Community Bankshares Inc	HSBC	53,979	(53,908)	First Merchants Corp	Bank of America Merrill Lynch	54,986	6,392	Fiserv Inc	Goldman Sachs	15,213
36,624	First Community Bankshares Inc	Morgan Stanley	5,127	(80,500)	First Merchants Corp	Barclays Bank	19,320	285	Fiserv Inc	HSBC	(271)
5,703	First Community Corp	Barclays Bank	1,312	(17,539)	First Merchants Corp	HSBC	9,120	7,632	Fiserv Inc	Morgan Stanley	(5,037)
7,187	First Community Corp	Goldman Sachs	359	(19,500)	First Merchants Corp	Morgan Stanley	4,680	(2,677)	Fiserv Inc	Morgan Stanley	1,767
28,129	First Community Corp	Morgan Stanley	6,470	(38,797)	First Mid Bancshares Inc	Bank of America Merrill Lynch	(14,355)	(5,973)	Fisker Inc	Bank of America Merrill Lynch	(7,898)
(4,539)	First Financial Bancorp	Barclays Bank	(318)	(29,242)	First Mid Bancshares Inc	Goldman Sachs	(10,820)	(4,271)	Five Star Senior Living Inc	Bank of America Merrill Lynch	(2,779)
(3,194)	First Financial Bancorp	Goldman Sachs	958	(2,689)	First Mid Bancshares Inc	HSBC	(2,366)	21,349	Five Star Senior Living Inc	Barclays Bank	(2,562)
(698)	First Financial Bancorp	Morgan Stanley	(362)	(13,824)	First Mid Bancshares Inc	Morgan Stanley	(1,659)	3,577	Five Star Senior Living Inc	Goldman Sachs	(930)
(21,812)	First Financial Bankshares Inc	Goldman Sachs	21,594	(16,991)	First Midwest Bancorp Inc	HSBC	3,398	3,471	Five Star Senior Living Inc	Morgan Stanley	(417)
(37,705)	First Financial Bankshares Inc	HSBC	(22,623)	(30,927)	First Midwest Bancorp Inc	Morgan Stanley	3,711	1,050	Five9 Inc	Barclays Bank	4,914
(38,571)	First Financial Bankshares Inc	Morgan Stanley	(28,157)	58,552	First Northwest Bancorp	Bank of America Merrill Lynch	28,690	(162)	Five9 Inc	Barclays Bank	(758)
67,193	First Financial Corp	Bank of America Merrill Lynch	7,391	(1,569)	First Northwest Bancorp	Barclays Bank	32	(1,704)	Five9 Inc	Goldman Sachs	(22,885)
10,085	First Financial Corp	Barclays Bank	2,219	1,178	First Northwest Bancorp	Goldman Sachs	769	9,053	Five9 Inc	Morgan Stanley	42,368
42,396	First Financial Northwest Inc	Bank of America Merrill Lynch	16,110	1,593	First Northwest Bancorp	HSBC	1,107	(2,146)	FleetCor Technologies Inc	Bank of America Merrill Lynch	(4,755)
35,612	First Financial Northwest Inc	Goldman Sachs	13,533	(6,283)	First of Long Island Corp	Bank of America Merrill Lynch	6,911	(2,417)	FleetCor Technologies Inc	Barclays Bank	(5,474)
(37,569)	First Foundation Inc	Morgan Stanley	(6,762)	(13,419)	First of Long Island Corp	Barclays Bank	805	(346)	FleetCor Technologies Inc	Goldman Sachs	(820)
(2,148)	First Guaranty Bancshares Inc	Bank of America Merrill Lynch	(1,998)	(7,356)	First of Long Island Corp	Goldman Sachs	8,092	(357)	FleetCor Technologies Inc	HSBC	3,124
(2,205)	First Guaranty Bancshares Inc	Morgan Stanley	(728)	(27,209)	First of Long Island Corp	HSBC	4,353	(10,852)	FleetCor Technologies Inc	Morgan Stanley	(14,791)
13,356	First Hawaiian Inc	Bank of America Merrill Lynch	(7,078)	(15,207)	First of Long Island Corp	Morgan Stanley	912	980	Flex Ltd	Bank of America Merrill Lynch	1,392
14,112	First Hawaiian Inc	Barclays Bank	1,598	9,415	First Republic Bank	Barclays Bank	9,227	12,869	Flex Ltd	Barclays Bank	21,919
13,250	First Hawaiian Inc	Goldman Sachs	(7,023)	1,689	First Republic Bank	HSBC	4,729	128,935	Flex Ltd	Goldman Sachs	47,142
6,918	First Hawaiian Inc	HSBC	(346)	(2,200)	First Republic Bank	Morgan Stanley	(2,156)	61,224	Flex Ltd	Morgan Stanley	5,059
68,969	First Hawaiian Inc	Morgan Stanley	6,937	7,099	First Savings Financial Group Inc	Bank of America Merrill Lynch	6,815	29,757	Flex Ltd	Morgan Stanley	288
(27,326)	First Horizon Corp	Bank of America Merrill Lynch	3,006	848	First Savings Financial Group Inc	Bank of America Merrill Lynch	356	2,055	Flexion Therapeutics Inc	Bank of America Merrill Lynch	288
4,817	First Horizon Corp	Bank of America Merrill Lynch	(530)	(13,419)	First Savings Financial Group Inc	Barclays Bank	(356)	28,204	Flexion Therapeutics Inc	Barclays Bank	(475)
45,959	First Horizon Corp	Goldman Sachs	(5,055)	(27,209)	First Savings Financial Group Inc	Goldman Sachs	2,053	1,094	Flexion Therapeutics Inc	Goldman Sachs	153
(1,274)	First Horizon Corp	Goldman Sachs	(420)	(15,207)	First Savings Financial Group Inc	HSBC	493	6,216	Flexion Therapeutics Inc	HSBC	8,578
14,579	First Horizon Corp	HSBC	1,021	9,415	First Republic Bank	HSBC	4,729	21,130	Flexion Therapeutics Inc	Morgan Stanley	(211)
				(2,200)	First Republic Bank	Morgan Stanley	(2,156)	(5,158)	Flexsteel Industries Inc	Bank of America Merrill Lynch	(7,170)
				7,099	First Savings Financial Group Inc	Bank of America Merrill Lynch	6,815	(11,802)	Flexsteel Industries Inc	Barclays Bank	1,652
				848	First Savings Financial Group Inc	Barclays Bank	(356)	(3,768)	Floor & Decor Holdings Inc 'A'	Bank of America Merrill Lynch	10,513
				2,139	First Savings Financial Group Inc	Goldman Sachs	2,053	(4,463)	Floor & Decor Holdings Inc 'A'	Barclays Bank	(2,098)
				322	First Savings Financial Group Inc	HSBC	493	(1,695)	Floor & Decor Holdings Inc 'A'	Goldman Sachs	4,729
				741	First Savings Financial Group Inc	Morgan Stanley	(311)	(4,084)	Floor & Decor Holdings Inc 'A'	HSBC	47,849
				(3,942)	First Solar Inc	Barclays Bank	(2,878)				
				3,488	First Solar Inc	Barclays Bank	2,546				
				(168)	First Solar Inc	Goldman Sachs	(766)				
				5,911	First Solar Inc	Goldman Sachs	16,785				
				(775)	First Solar Inc	Morgan Stanley	(566)				

ブラックロック・ストラテジック・ファンズ ブラックロック・アメリカズ・ダイバーシファイド・エクイティ・アブソルート・リターン・ファンド

保有高	銘柄	取引相手	未実現損益(米ドル)	保有高	銘柄	取引相手	未実現損益(米ドル)	保有高	銘柄	取引相手	未実現損益(米ドル)
(15,461)	Floor & Decor Holdings Inc 'A'	Morgan Stanley	(4,453)	12,502	Forestar Group Inc	Bank of America Merrill Lynch	(1,500)	3,586	Fox Corp 'A'	Bank of America Merrill Lynch	(338)
(76,369)	Flotek Industries Inc	Bank of America Merrill Lynch	(21,383)	6,783	Forestar Group Inc	Barclays Bank	678	16,026	Fox Corp 'A'	Goldman Sachs	7,126
(11,910)	Flotek Industries Inc	Goldman Sachs	(3,335)	6,181	Forestar Group Inc	Goldman Sachs	(742)	572	Fox Corp 'A'	HSBC	120
(55,703)	Flotek Industries Inc	HSBC	(27,294)	5,068	Forestar Group Inc	Morgan Stanley	397	15,520	Fox Corp 'A'	Morgan Stanley	(1,397)
(72,024)	Flotek Industries Inc	Morgan Stanley	(720)	4,930	Forian Inc	Bank of America Merrill Lynch	345	(17,042)	Fox Corp 'A'	Morgan Stanley	1,534
4,585	Flowers Foods Inc	HSBC	(3,072)	1,564	Forian Inc	Goldman Sachs	109	(1,263)	Fox Factory Holding Corp	Bank of America Merrill Lynch	3,524
4,755	Flowserve Corp	Bank of America Merrill Lynch	(5,231)	1,206	Forma Therapeutics Holdings Inc	Bank of America Merrill Lynch	977	2,127	Fox Factory Holding Corp	Bank of America Merrill Lynch	(3,241)
7,520	Flowserve Corp	Barclays Bank	226	2,876	Forma Therapeutics Holdings Inc	Morgan Stanley	575	(921)	Fox Factory Holding Corp	Goldman Sachs	2,570
15,136	Flowserve Corp	Goldman Sachs	(16,650)	(15,927)	FormFactor Inc	Bank of America Merrill Lynch	(21,274)	1,135	Fox Factory Holding Corp	Goldman Sachs	(1,132)
3,095	Flowserve Corp	HSBC	(650)	(3,248)	FormFactor Inc	Barclays Bank	(715)	(1,073)	Fox Factory Holding Corp	HSBC	687
2,998	Flowserve Corp	Morgan Stanley	90	(1,974)	FormFactor Inc	Goldman Sachs	(588)	561	Fox Factory Holding Corp	HSBC	910
6,249	Fluent Inc	Bank of America Merrill Lynch	(312)	(6,977)	FormFactor Inc	Morgan Stanley	(1,868)	(839)	Fox Factory Holding Corp	Morgan Stanley	(1,544)
6,845	Fluent Inc	Barclays Bank	137	10,013	Forrester Research Inc	Barclays Bank	(11,141)	500	Fox Factory Holding Corp	Morgan Stanley	920
28,405	Fluent Inc	Goldman Sachs	(1,420)	20,583	Forrester Research Inc	Goldman Sachs	(55,368)	3,019	Franchise Group Inc	Bank of America Merrill Lynch	453
12,948	Fluent Inc	Morgan Stanley	259	707	Forrester Research Inc	HSBC	(820)	4,671	Franchise Group Inc	Barclays Bank	(692)
(16,332)	Fluidigm Corp	Goldman Sachs	(7,513)	2,121	Forrester Research Inc	Morgan Stanley	(2,588)	4,616	Franchise Group Inc	HSBC	3,647
2,137	Fluor Corp	Barclays Bank	299	1,442	Forte Biosciences Inc	Bank of America Merrill Lynch	5,581	240	Franklin Covey Co	Bank of America Merrill Lynch	139
9,991	Fluor Corp	Goldman Sachs	(11,390)	651	Forte Biosciences Inc	Barclays Bank	(1,282)	16,992	Franklin Covey Co	Goldman Sachs	9,855
40,150	Flushing Financial Corp	Goldman Sachs	(20,878)	1,982	Forte Biosciences Inc	Goldman Sachs	7,670	11,500	Franklin Covey Co	HSBC	5,060
4,271	FMC Corp	Barclays Bank	(214)	637	Forte Biosciences Inc	HSBC	2,414	22,982	Franklin Covey Co	Morgan Stanley	4,826
(562)	FMC Corp	Barclays Bank	28	(8)	Forterra Inc	Bank of America Merrill Lynch	1	20,563	Franklin Electric Co Inc	Bank of America Merrill Lynch	(25,498)
3,581	FMC Corp	Goldman Sachs	(6,195)	(3,369)	Forterra Inc	Barclays Bank	(34)	28,560	Franklin Electric Co Inc	Barclays Bank	49,123
(12,165)	FNB Corp	Bank of America Merrill Lynch	2,920	(6,696)	Forterra Inc	Goldman Sachs	603	7,079	Franklin Electric Co Inc	Goldman Sachs	(8,778)
(66,189)	FNB Corp	Barclays Bank	(1,986)	(8,066)	Forterra Inc	HSBC	(81)	17,011	Franklin Electric Co Inc	HSBC	(28,068)
(48,473)	FNB Corp	Goldman Sachs	11,634	(7,925)	Fortinet Inc	Bank of America Merrill Lynch	(112,535)	19,502	Franklin Electric Co Inc	Morgan Stanley	33,543
(57,783)	FNB Corp	HSBC	1,734	(8,897)	Fortinet Inc	Barclays Bank	(48,666)	5,898	Franklin Financial Services Corp	Bank of America Merrill Lynch	(1,475)
(27,171)	FNB Corp	Morgan Stanley	(816)	(1,522)	Fortinet Inc	Goldman Sachs	(14,241)	2,896	Franklin Financial Services Corp	Barclays Bank	376
(5,482)	FNCB Bancorp Inc	Goldman Sachs	219	(1,831)	Fortinet Inc	HSBC	(25,358)	4,526	Franklin Financial Services Corp	Goldman Sachs	(1,132)
(410)	FNCB Bancorp Inc	HSBC	(131)	(6,250)	Fortinet Inc	Morgan Stanley	(34,188)	4,215	Franklin Financial Services Corp	HSBC	1,981
(11,032)	FNCB Bancorp Inc	Morgan Stanley	1,986	7,866	Fortitude Gold Corp	Bank of America Merrill Lynch	7,111	4,215	Franklin Financial Services Corp	HSBC	1,981
(12,294)	Focus Financial Partners Inc 'A'	Bank of America Merrill Lynch	(44,627)	12,045	Fortitude Gold Corp	Barclays Bank	11,443	1,126	Franklin Financial Services Corp	Morgan Stanley	146
(5,375)	Focus Financial Partners Inc 'A'	Barclays Bank	(8,196)	675	Fortitude Gold Corp	Goldman Sachs	610	(3,593)	Franklin Resources Inc	Morgan Stanley	(2,587)
(9,854)	Focus Financial Partners Inc 'A'	Goldman Sachs	(30,866)	26,083	Fortitude Gold Corp	Morgan Stanley	24,779	41,245	Franklin Street Properties Corp (REIT)	Barclays Bank	(825)
(4,681)	Focus Financial Partners Inc 'A'	HSBC	(17,086)	3,559	Fortive Corp	Bank of America Merrill Lynch	6,904	37,250	Franklin Street Properties Corp (REIT)	HSBC	(3,353)
(18,971)	Focus Financial Partners Inc 'A'	Morgan Stanley	(28,475)	15,898	Fortive Corp	Barclays Bank	8,903	4,023	Franklin Street Properties Corp (REIT)	HSBC	8,183
3,477	Foghorn Therapeutics Inc	Bank of America Merrill Lynch	2,643	(83,042)	Fortive Corp	Morgan Stanley	248	(3,987)	Freeport-McMoRan Inc	Morgan Stanley	(4,585)
2,519	Foghorn Therapeutics Inc	Barclays Bank	756	(10,340)	Fortress Biotech Inc	Barclays Bank	(18,269)	4,948	Freeport-McMoRan Inc	Morgan Stanley	5,690
5,332	Foghorn Therapeutics Inc	Goldman Sachs	4,052	(8,280)	Fortune Brands Home & Security Inc	Barclays Bank	11,581	(17,791)	Freeport-McMoRan Inc	Bank of America Merrill Lynch	25,975
20,792	Foghorn Therapeutics Inc	HSBC	11,966	(374)	Fortune Brands Home & Security Inc	Goldman Sachs	26,331	(2,703)	Freeport-McMoRan Inc	Morgan Stanley	(3,645)
4,838	Foghorn Therapeutics Inc	Morgan Stanley	1,451	(3,496)	Forward Air Corp	Morgan Stanley	(6,398)	(10,923)	Freeport-McMoRan Inc	Goldman Sachs	8,830
10,340	FONAR Corp	Goldman Sachs	(8,375)	3,041	Fossil Group Inc	Bank of America Merrill Lynch	(678)	4,023	Freeport-McMoRan Inc	HSBC	8,183
5,625	FONAR Corp	Morgan Stanley	(675)	4,069	Fossil Group Inc	Barclays Bank	8,667	(3,987)	Freeport-McMoRan Inc	Morgan Stanley	(4,585)
(438)	Foot Locker Inc	Bank of America Merrill Lynch	1,108	2,611	Fossil Group Inc	HSBC	6,789	(11,542)	FreightCar America Inc	Bank of America Merrill Lynch	(9,580)
(24,968)	Foot Locker Inc	Barclays Bank	(43,444)	72,565	Four Corners Property Trust Inc (REIT)	Bank of America Merrill Lynch	37,008	(13,437)	Frequency Therapeutics Inc	Barclays Bank	(9,943)
541	Foot Locker Inc	Barclays Bank	(55)	(1,251)	Four Corners Property Trust Inc (REIT)	Morgan Stanley	(1,411)	(4,416)	Frequency Therapeutics Inc	Goldman Sachs	(309)
(3,756)	Foot Locker Inc	Goldman Sachs	9,503	28,212	Four Corners Property Trust Inc (REIT)	Morgan Stanley	(1,411)	(620)	Fresh Del Monte Produce Inc	Barclays Bank	800
685	Foot Locker Inc	HSBC	1,251					(19,395)	Fresh Del Monte Produce Inc	HSBC	9,698
(10,049)	Foot Locker Inc	Morgan Stanley	(17,485)								
(4,158)	Ford Motor Co	Bank of America Merrill Lynch	(6,611)								
52,955	Ford Motor Co	Barclays Bank	77,844								
(13,200)	Ford Motor Co	Morgan Stanley	(19,404)								
16,198	Ford Motor Co	Morgan Stanley	23,811								

ブラックロック・ストラテジック・ファンズ ブラックロック・アメリカズ・ダイバーシファイド・エクイティ・アブソルート・リターン・ファンド

保有高	銘柄	取引相手	未実現評価増益/(損) (米ドル)	保有高	銘柄	取引相手	未実現評価増益/(損) (米ドル)	保有高	銘柄	取引相手	未実現評価増益/(損) (米ドル)
(28,308)	Fresh Del Monte Produce Inc	Morgan Stanley	36,517	(28,056)	FutureFuel Corp	Goldman Sachs	142,827	(5,637)	Genasys Inc	Morgan Stanley	3,326
(283)	Freshpet Inc	Bank of America Merrill Lynch	(2,224)		FutureFuel Corp	Morgan Stanley	1,698	(8,808)	Genco Shipping & Trading Ltd	Barclays Bank	9,160
5,708	Freshpet Inc	Bank of America Merrill Lynch	19,223	(11,711)	FVCBankcorp Inc	Barclays Bank	1,054	(23,626)	Genco Shipping & Trading Ltd	Goldman Sachs	(9,687)
(1,437)	Freshpet Inc	Barclays Bank	(2,500)	(27,591)	FVCBankcorp Inc	HSBC	(276)	(13,601)	Genco Shipping & Trading Ltd	Morgan Stanley	14,145
1,616	Freshpet Inc	Barclays Bank	2,812	5,546	G1 Therapeutics Inc	Barclays Bank	(333)	23,474	Gencor Industries Inc	Bank of America Merrill Lynch	(13,145)
1,846	Freshpet Inc	Goldman Sachs	2,392	5,382	Gaia Inc	Bank of America Merrill Lynch	861		Gencor Industries Inc	Barclays Bank	3,668
(425)	Freshpet Inc	Goldman Sachs	(3,341)	3,667	Gaia Inc	Goldman Sachs	2,017	11,115	Gencor Industries Inc	Goldman Sachs	(9,895)
(1,027)	Freshpet Inc	HSBC	(5,227)	18,746	Gaia Inc	HSBC	4,630	10,577	Gencor Industries Inc	HSBC	11,477
1,321	Freshpet Inc	HSBC	8,223	8,268	Gaia Inc	HSBC	4,943	16,747	Gencor Industries Inc	Morgan Stanley	5,527
(170)	Freshpet Inc	Morgan Stanley	(296)	7,973	Galera Therapeutics Inc	Bank of America Merrill Lynch		1,311	Generac Holdings Inc	Bank of America Merrill Lynch	45,166
2,888	Freshpet Inc	Morgan Stanley	5,025	11,512	Galera Therapeutics Inc	Goldman Sachs	7,137	606	Generac Holdings Inc	Barclays Bank	10,956
(10,382)	frontdoor Inc	Bank of America Merrill Lynch	(20,133)	13,030	Galera Therapeutics Inc	HSBC	27,363	1,240	Generac Holdings Inc	Goldman Sachs	43,115
10,541	frontdoor Inc	Barclays Bank	7,062	4,627	Galera Therapeutics Inc	Morgan Stanley	972	366	Generac Holdings Inc	HSBC	8,605
(10,286)	frontdoor Inc	Barclays Bank	(6,871)	(10,204)	GAMCO Investors Inc 'A'	Bank of America Merrill Lynch	543	5,574	Generac Holdings Inc	Morgan Stanley	100,778
4,464	frontdoor Inc	Goldman Sachs	12,097	(5,727)	GAMCO Investors Inc 'A'	Barclays Bank	15,577	(21,679)	General Electric Co	Bank of America Merrill Lynch	(19,728)
(6,705)	frontdoor Inc	Goldman Sachs	(18,171)	(2,552)	GAMCO Investors Inc 'A'	Goldman Sachs	179		General Electric Co	Morgan Stanley	(24,994)
(3,884)	frontdoor Inc	HSBC	(3,962)	(3,352)	GAMCO Investors Inc 'A'	HSBC	(9,821)	(28,402)	General Electric Co	Barclays Bank	(73,048)
2,348	frontdoor Inc	Morgan Stanley	1,573	(4,884)	GameStop Corp 'A'	Barclays Bank	(205,079)	(10,263)	General Electric Co	HSBC	(7,287)
(9,796)	frontdoor Inc	Morgan Stanley	(6,064)	(21,888)	Gaming and Leisure Properties Inc (REIT)	Morgan Stanley	(1,313)	(174,539)	General Electric Co	Morgan Stanley	(153,594)
(38,371)	Frontline Ltd	Barclays Bank	14,581	3,221	Gaming and Leisure Properties Inc (REIT)	Morgan Stanley	193	(7,369)	General Electric Co	Bank of America Merrill Lynch	(516)
(6,386)	Frontline Ltd	Morgan Stanley	(171)		GAN Ltd	Barclays Bank	(7,526)	(11,091)	General Mills Inc	Goldman Sachs	(776)
354	FRP Holdings Inc	Barclays Bank	471	(5,789)	GAN Ltd	Goldman Sachs	(4,841)	8,604	General Mills Inc	Goldman Sachs	340
2,991	FRP Holdings Inc	Goldman Sachs	3,228	(4,524)	GAN Ltd	Morgan Stanley		450	General Mills Inc	HSBC	225
1,134	FRP Holdings Inc	Morgan Stanley	541	(5,731)	Gannett Co Inc	Bank of America Merrill Lynch	344	1,329	General Mills Inc	Morgan Stanley	(253)
6,887	FS Bancorp Inc	Bank of America Merrill Lynch	7,300	(10,284)	Gap Inc	Bank of America Merrill Lynch	29,618	(26,940)	General Motors Co	Bank of America Merrill Lynch	(88,094)
7,349	FS Bancorp Inc	Barclays Bank	4,997	(9,968)	Gap Inc	Barclays Bank	(6,679)	(4,503)	General Motors Co	Barclays Bank	(12,203)
7,399	FS Bancorp Inc	HSBC	11,690	(12,705)	Gap Inc	Goldman Sachs	36,590	1,843	General Motors Co	HSBC	8,470
7,218	FS Bancorp Inc	Morgan Stanley	4,908	(5,388)	Gap Inc	Morgan Stanley	(3,610)	(8,568)	General Motors Co	Morgan Stanley	(23,219)
532	F-star Therapeutics Inc*	Goldman Sachs	213	10,910	Gap Inc	Morgan Stanley	7,310	(3,467)	Generation Bio Co	Bank of America Merrill Lynch	(11,857)
532	F-star Therapeutics Inc*	Goldman Sachs	213	(4,937)	Garmin Ltd	Barclays Bank	(11,109)	(777)	Generation Bio Co	Barclays Bank	(3,100)
31,630	FTC Solar Inc	Goldman Sachs	80,024	(657)	Garmin Ltd	Morgan Stanley	(1,478)	(5,726)	Generation Bio Co	Goldman Sachs	(19,583)
5,919	FTC Solar Inc	HSBC	167	465	Gartner Inc	Barclays Bank	(405)	892	Genesco Inc	Bank of America Merrill Lynch	(2,337)
7,834	FTC Solar Inc	Morgan Stanley	10,733	135	Gartner Inc	Goldman Sachs	732		Genesco Inc	Morgan Stanley	683
1,860	FTI Consulting Inc	Bank of America Merrill Lynch	968	756	Gartner Inc	HSBC	514	(38,152)	Genie Energy Ltd 'B'	Bank of America Merrill Lynch	20,221
1,134	FTI Consulting Inc	Barclays Bank	265	5,546	Gartner Inc	Morgan Stanley	(4,825)	(5,009)	Genie Energy Ltd 'B'	Barclays Bank	2,304
(2,483)	FTI Consulting Inc	Morgan Stanley	(1,341)	43,067	Gates Industrial Corp Pfc	Barclays Bank	32,301	(18,827)	Genie Energy Ltd 'B'	Goldman Sachs	9,978
987	FTI Consulting Inc	Morgan Stanley	(88)	5,412	Gates Industrial Corp Pfc	Goldman Sachs	4,005	(7,176)	Genie Energy Ltd 'B'	HSBC	(359)
4,964	FTS International Inc 'A'	Bank of America Merrill Lynch	(7,496)	25,698	Gates Industrial Corp Pfc	HSBC	14,134	(13,576)	Genie Energy Ltd 'B'	Morgan Stanley	6,245
673	FTS International Inc 'A'	Goldman Sachs	(1,016)	25,310	Gates Industrial Corp Pfc	Morgan Stanley	18,983	44,754	Genpact Ltd	Goldman Sachs	62,656
1,513	FTS International Inc 'A'	HSBC	(2,950)	(17,699)	Gatos Silver Inc	Barclays Bank	(13,746)	5,628	Genprex Inc	Bank of America Merrill Lynch	1,745
(28,952)	FuelCell Energy Inc	Bank of America Merrill Lynch	(54,140)	(7,344)	Gatos Silver Inc	Goldman Sachs	(18,093)		Genprex Inc	Barclays Bank	674
(8,820)	FuelCell Energy Inc	Barclays Bank	(11,642)	(3,230)	Gatos Silver Inc	Morgan Stanley	(3,080)	5,618	Genprex Inc	Goldman Sachs	1,539
(21,474)	FuelCell Energy Inc	Goldman Sachs	(40,156)	(3,342)	GATX Corp	Bank of America Merrill Lynch	3,342	4,965	Genprex Inc	HSBC	3,550
(1,886)	Fulgent Genetics Inc	Barclays Bank	(5,790)		GATX Corp	Morgan Stanley	(2,165)	9,969	Genprex Inc	Morgan Stanley	557
(4,119)	Full House Resorts Inc	Bank of America Merrill Lynch	(8,197)	(28,166)	GCP Applied Technologies Inc	Morgan Stanley	21,969	(15,236)	Genprex Inc	Goldman Sachs	(11,884)
(3,251)	Full House Resorts Inc	Barclays Bank	(1,495)	7,432	Gemini Therapeutics Inc	Bank of America Merrill Lynch	9,290	(17,291)	Gentex Corp	HSBC	(6,571)
(32,910)	Full House Resorts Inc	Goldman Sachs	(65,491)	6,914	Gemini Therapeutics Inc	Barclays Bank	9,403	(17,986)	Genpex Corp	Morgan Stanley	(19,964)
(2,783)	Full House Resorts Inc	Morgan Stanley	(1,280)	8,372	Gemini Therapeutics Inc	Goldman Sachs	10,465	3,155	Gentherm Inc	Bank of America Merrill Lynch	4,733
77,966	Fulton Financial Corp	HSBC	(10,915)	3,048	Gemini Therapeutics Inc	HSBC	4,633	7,412	Gentherm Inc	Barclays Bank	12,230
72,903	Fulton Financial Corp	Morgan Stanley	1,458	2,663	Gemini Therapeutics Inc	Morgan Stanley	3,622	5,722	Gentherm Inc	Goldman Sachs	1,348
(4,316)	Funko Inc 'A'	Bank of America Merrill Lynch	(3,971)	(60,317)	Genasys Inc	Bank of America Merrill Lynch	19,905	1,215	Gentherm Inc	HSBC	1,042
(8,718)	Funko Inc 'A'	Barclays Bank	(15,431)	(16,015)	Genasys Inc	Barclays Bank	9,449	669	Gentherm Inc	Morgan Stanley	1,104
(27,920)	FutureFuel Corp	Bank of America Merrill Lynch	112,244	(11,002)	Genasys Inc	Goldman Sachs	3,631				
(29,832)	FutureFuel Corp	Barclays Bank	19,689	(18,950)	Genasys Inc	HSBC	3,032				

ブラックロック・ストラテジック・ファンズ ブラックロック・アメリカズ・ダイバーシファイド・エクイティ・アブソルート・リターン・ファンド

保有高	銘柄	取引相手	未実現評価増益/(損) (米ドル)	保有高	銘柄	取引相手	未実現評価増益/(損) (米ドル)	保有高	銘柄	取引相手	未実現評価増益/(損) (米ドル)
1,736	Genuine Parts Co	Bank of America Merrill Lynch	(2,135)	(20,803)	Glatfelter Corp	Morgan Stanley	(1,872)	(1,464)	GoHealth Inc 'A'	Goldman Sachs	(234)
				(1,212)	Glaukos Corp	Barclays Bank	2,872	9,387	GoHealth Inc 'A'	HSBC	(20)
13,103	Genuine Parts Co	Barclays Bank	(2,278)	626	Glaukos Corp	Barclays Bank	(1,484)	(35,612)	Golar LNG Ltd	Bank of America	(27,777)
4,470	Genuine Parts Co	Goldman Sachs	(4,156)	387	Glaukos Corp	Goldman Sachs	(66)			Merrill Lynch	
2,919	Genuine Parts Co	HSBC	(7,239)	998	Glaukos Corp	HSBC	(2,824)	(11,441)	Golar LNG Ltd	Goldman Sachs	(8,924)
22,243	Genuine Parts Co	Morgan Stanley	(5,477)	5,962	Global Blood Therapeutics Inc	Barclays Bank	7,154	36,930	Gold Resource Corp	Bank of America	(2,216)
(45,132)	Genworth Financial Inc 'A'	Morgan Stanley	(1,354)	(639)	Global Blood Therapeutics Inc	Goldman Sachs	(1,355)	29,666	Gold Resource Corp	Barclays Bank	(890)
(20,985)	GEO Group Inc (REIT)	Barclays Bank	8,394		Global Blood Therapeutics Inc	HSBC	(2,004)	48,144	Gold Resource Corp	Goldman Sachs	(2,889)
(2,812)	GEO Group Inc (REIT)	Goldman Sachs	3,206	(2,088)	Global Blood Therapeutics Inc	HSBC		37,463	Gold Resource Corp	HSBC	1,873
(10,122)	Geospace Technologies Corp	Bank of America	(1,316)	(572)	Global Blood Therapeutics Inc	Morgan Stanley	(686)	91,293	Gold Resource Corp	Morgan Stanley	(2,739)
(10,773)	Geospace Technologies Corp	Barclays Bank	970		Global Blood Therapeutics Inc	Barclays Bank		(11,534)	Golden Entertainment Inc	Bank of America	(19,904)
(16,314)	Geospace Technologies Corp	Goldman Sachs	(2,121)	3,321	Global Indemnity Group LLC 'A'	Barclays Bank	2,258	(5,569)	Golden Entertainment Inc	Barclays Bank	(7,232)
(7,864)	Geospace Technologies Corp	Morgan Stanley	708	10,817	Global Indemnity Group LLC 'A'	Goldman Sachs	33,857	16,858	Golden Nugget Online Gaming Inc	Barclays Bank	7,418
(10,271)	German American Bancorp Inc	Barclays Bank	(13,660)	4,415	Global Indemnity Group LLC 'A'	HSBC	12,804	990	Golden Nugget Online Gaming Inc	HSBC	1,000
(14,357)	German American Bancorp Inc	Goldman Sachs	(9,619)	6,738	Global Indemnity Group LLC 'A'	Morgan Stanley	4,582	(666)	Goldman Sachs Group Inc	Bank of America	(1,882)
(16,622)	German American Bancorp Inc	HSBC	(499)	5,076	Global Medical Inc (REIT)	Bank of America	508	(1,926)	Goldman Sachs Group Inc	Barclays Bank	(4,210)
(50,731)	German American Bancorp Inc	Morgan Stanley	(67,472)	11,690	Global Medical Inc (REIT)	Merrill Lynch		(665)	Goldman Sachs Group Inc	HSBC	(1,091)
(193,284)	Geron Corp	Barclays Bank	—	12,824	Global Medical Inc (REIT)	Goldman Sachs	1,282	(3,863)	Goldman Sachs Group Inc	Morgan Stanley	(14,409)
14,626	Getty Realty Corp (REIT)	Goldman Sachs	17,405	37,124	Global Medical Inc (REIT)	HSBC	10,395	8,387	Goodrich Petroleum Corp	Bank of America	(3,606)
7,683	Getty Realty Corp (REIT)	Morgan Stanley	4,917	2,726	Global Medical Inc (REIT)	Morgan Stanley	(409)	3,294	Goodrich Petroleum Corp	Goldman Sachs	(1,416)
198	Gibraltar Industries Inc	Bank of America Merrill Lynch	196	(4,021)	Global Payments Inc	Bank of America	12,465	13,631	Goodrich Petroleum Corp	Morgan Stanley	(2,999)
				719	Global Payments Inc	Merrill Lynch		(4,419)	GoodRx Holdings Inc 'A'	Bank of America	(13,018)
1,013	Gibraltar Industries Inc	Barclays Bank	142		Global Payments Inc	Bank of America	(2,229)	(8,439)	GoodRx Holdings Inc 'A'	Goldman Sachs	(36,553)
388	Gibraltar Industries Inc	Goldman Sachs	384	(532)	Global Payments Inc	Merrill Lynch		(1,447)	GoodRx Holdings Inc 'A'	HSBC	566
391	Gibraltar Industries Inc	HSBC	(813)	2,640	Global Payments Inc	Barclays Bank	819	(3,668)	GoodRx Holdings Inc 'A'	Morgan Stanley	(17,093)
10,185	Gibraltar Industries Inc	Morgan Stanley	1,426	(4,874)	Global Payments Inc	Barclays Bank	(4,066)	12,454	Goodyear Tire & Rubber Co	Bank of America	9,772
(12,247)	G-III Apparel Group Ltd	Barclays Bank	(11,022)	2,111	Global Payments Inc	Goldman Sachs	(6,544)	48,395	Goodyear Tire & Rubber Co	Merrill Lynch	
(4,923)	G-III Apparel Group Ltd	Goldman Sachs	3,184	(7,319)	Global Payments Inc	Goldman Sachs	(6,544)	9,915	Goodyear Tire & Rubber Co	Barclays Bank	33,876
3,271	Gilead Sciences Inc	Bank of America Merrill Lynch	(9,682)	1,683	Global Payments Inc	Morgan Stanley	(2,592)	11,271	Goodyear Tire & Rubber Co	Goldman Sachs	(572)
				13,858	Global Water Resources Inc	Barclays Bank	277	10,262	Goodyear Tire & Rubber Co	HSBC	7,267
35,195	Gilead Sciences Inc	Barclays Bank	(46,457)	26,230	Global Water Resources Inc	Barclays Bank	277	50,392	Goodyear Tire & Rubber Co	Morgan Stanley	38,384
1,482	Gilead Sciences Inc	Goldman Sachs	(4,387)	27,655	Global Water Resources Inc	Goldman Sachs	6,820	924	Goodyear Tire & Rubber Co	Bank of America	6,893
241	Gilead Sciences Inc	HSBC	(648)	812	Globant SA	Morgan Stanley	553		Goosehead Insurance Inc 'A'	Merrill Lynch	
38,348	Gilead Sciences Inc	Morgan Stanley	(48,422)	1,151	Globant SA	Goldman Sachs	4,295	(8,268)	Goosehead Insurance Inc 'A'	Barclays Bank	(43,002)
5,613	Glacier Bancorp Inc	Bank of America Merrill Lynch	(9,464)	971	Globant SA	HSBC	5,030	896	Goosehead Insurance Inc 'A'	Barclays Bank	5,197
				(5,916)	Globe Life Inc	Morgan Stanley	544	(4,529)	Goosehead Insurance Inc 'A'	Goldman Sachs	(33,786)
32,310	Glacier Bancorp Inc	Barclays Bank	(11,632)	(30,442)	Globe Life Inc	Bank of America	2,176	863	Goosehead Insurance Inc 'A'	Goldman Sachs	6,438
312	Glacier Bancorp Inc	Goldman Sachs	(1,017)	(2,466)	Globe Life Inc	Merrill Lynch		1,492	Goosehead Insurance Inc 'A'	HSBC	(8,594)
2,898	Glacier Bancorp Inc	HSBC	(7,622)	(3,008)	Globe Life Inc	Barclays Bank	(5,501)	(4,065)	Goosehead Insurance Inc 'A'	Morgan Stanley	(23,577)
3,692	Glacier Bancorp Inc	Morgan Stanley	(1,329)	(16,021)	Globe Life Inc	Goldman Sachs	(231)	2,607	Goosehead Insurance Inc 'A'	Morgan Stanley	15,121
(10,663)	Gladstone Commercial Corp (REIT)	Bank of America Merrill Lynch	(8,881)	1,546	Globus Medical Inc 'A'	HSBC	246	(7,641)	GoPro Inc 'A'	Barclays Bank	(4,967)
(68,052)	Gladstone Commercial Corp (REIT)	Barclays Bank	(58,560)	2,776	Globus Medical Inc 'A'	Morgan Stanley	(1,787)	(7,975)	GoPro Inc 'A'	Goldman Sachs	(10,607)
(13,987)	Gladstone Commercial Corp (REIT)	Goldman Sachs	(743)	17,927	Globus Medical Inc 'A'	Goldman Sachs	526	(39,831)	Gorman-Rupp Co	Bank of America	(25,890)
(25,813)	Gladstone Commercial Corp (REIT)	Morgan Stanley	(16,409)	(8,222)	GlycoMimetics Inc	HSBC	2,804			Merrill Lynch	
23,225	Gladstone Land Corp (REIT)	Bank of America Merrill Lynch	(32,283)	(52,340)	GlycoMimetics Inc	Barclays Bank	17,031	(15,822)	Gorman-Rupp Co	Barclays Bank	(16,455)
14,766	Gladstone Land Corp (REIT)	Goldman Sachs	(20,525)	(4,050)	GMS Inc	Bank of America	(987)	(32,647)	Gorman-Rupp Co	Goldman Sachs	(21,221)
5,961	Gladstone Land Corp (REIT)	Morgan Stanley	(8,107)	2,567	GoDaddy Inc 'A'	Merrill Lynch		(7,703)	Gorman-Rupp Co	HSBC	(3,929)
				13,309	GoDaddy Inc 'A'	Barclays Bank	12,777	(12,186)	Gorman-Rupp Co	Morgan Stanley	(12,673)
(26,140)	Glatfelter Corp	Barclays Bank	(2,353)	6,040	GoDaddy Inc 'A'	Morgan Stanley	5,798	16,955	Gossamer Bio Inc	Bank of America	(4,578)
(48,054)	Glatfelter Corp	Goldman Sachs	(24,988)	(13,522)	Gogo Inc	Bank of America	(19,472)	8,457	Gossamer Bio Inc	Merrill Lynch	
(42,175)	Glatfelter Corp	HSBC	16,448	(23,888)	Gogo Inc	Barclays Bank	(36,310)	10,265	Gossamer Bio Inc	Barclays Bank	(4,651)
				(10,939)	GoHealth Inc 'A'	Bank of America	(1,750)	23,236	Gossamer Bio Inc	Goldman Sachs	(2,772)
								(35,394)	Gossamer Bio Inc	HSBC	2,462
									GP Strategies Corp	Morgan Stanley	(12,780)
										Bank of America	(43,889)
										Merrill Lynch	
										Barclays Bank	2,083
										Goldman Sachs	(257)

ブラックロック・ストラテジック・ファンズ ブラックロック・アメリカズ・ダイバーシファイド・エクイティ・アブソルート・リターン・ファンド

保有高	銘柄	取引相手	未実現損益/(損) (米ドル)	保有高	銘柄	取引相手	未実現損益/(損) (米ドル)	保有高	銘柄	取引相手	未実現損益/(損) (米ドル)
15,668	Graco Inc	HSBC	(39,953)	32,140	Green Brick Partners Inc	Morgan Stanley	28,283	(9,597)	GrowGeneration Corp	Bank of America	(50,192)
16,935	Graco Inc	Morgan Stanley	13,548	(1,330)	Green Dot Corp 'A'	Barclays Bank	(612)			Merrill Lynch	
(38,367)	GrafTech International Ltd	Bank of America	8,125	(2,398)	Green Dot Corp 'A'	Goldman Sachs	(336)	(5,734)	GrowGeneration Corp	Barclays Bank	(43,234)
		Merrill Lynch		(4,208)	Green Dot Corp 'A'	HSBC	8,963	(3,924)	Grubhub Inc	Bank of America	(10,241)
(31,826)	GrafTech International Ltd	Barclays Bank	10,856	(3,898)	Green Dot Corp 'A'	Morgan Stanley	(1,793)			Merrill Lynch	
(47,334)	GrafTech International Ltd	Goldman Sachs	27,927	12,261	Green Plains Inc	Goldman Sachs	57,259	(6,053)	Grubhub Inc	Barclays Bank	(10,169)
(10,086)	GrafTech International Ltd	HSBC	(7,968)	5,709	Green Plains Inc	Morgan Stanley	11,304	(2,082)	Grubhub Inc	Goldman Sachs	(5,434)
(19,252)	GrafTech International Ltd	Morgan Stanley	6,207	(11,895)	Greenbrier Cos Inc	Bank of America	20,103	(4,802)	Grubhub Inc	HSBC	22,761
4,053	Graham Corp	Goldman Sachs	(2,027)			Merrill Lynch		(14,074)	Grubhub Inc	Morgan Stanley	(24,652)
(632)	Graham Holdings Co 'B'	Bank of America	(1,858)	(21,410)	Greenbrier Cos Inc	Barclays Bank	66,157	(34,614)	GSI Technology Inc	Bank of America	(12,726)
		Merrill Lynch		(2,184)	Greenbrier Cos Inc	Goldman Sachs	3,691			Merrill Lynch	
675	Graham Holdings Co 'B'	Barclays Bank	(4,455)	(2,397)	Greene County Bancorp Inc	Bank of America	(5,681)	(21,599)	GSI Technology Inc	Barclays Bank	4,752
(263)	Graham Holdings Co 'B'	Goldman Sachs	(773)			Merrill Lynch		(36,279)	GSI Technology Inc	Goldman Sachs	(12,043)
(374)	Graham Holdings Co 'B'	HSBC	2,061	(2,148)	Greene County Bancorp Inc	Barclays Bank	(3,716)	(5,803)	GSI Technology Inc	Morgan Stanley	881
842	Graham Holdings Co 'B'	Morgan Stanley	(5,577)	(2,856)	Greene County Bancorp Inc	Goldman Sachs	(6,769)	3,720	GT Biopharma Inc	Bank of America	17,596
(322)	Graham Holdings Co 'B'	Morgan Stanley	2,125	(2,486)	Greene County Bancorp Inc	HSBC	(7,508)			Merrill Lynch	
1,685	Grand Canyon Education Inc	Barclays Bank	(940)	(915)	Greene County Bancorp Inc	Morgan Stanley	(1,583)	(13,097)	GTT Communications Inc	Barclays Bank	131
		HSBC	91	(6,593)	Greenhill & Co Inc	Bank of America	2,967	27,917	GTX Corp*	Bank of America	28,615
1,189	Grand Canyon Education Inc	Merrill Lynch		(3,964)	Greenhill & Co Inc	Goldman Sachs	1,784	7,571	GTX Corp*	Goldman Sachs	7,760
(847)	Grand Canyon Education Inc	Morgan Stanley	25	(1,634)	Greenhill & Co Inc	HSBC	(2,059)	59	GTX Corp*	Morgan Stanley	60
		Morgan Stanley	(33)	(12,830)	Greenhill & Co Inc	Morgan Stanley	(128)	(23,654)	GT Technology	Barclays Bank	5,914
3,079	Grand Canyon Education Inc	Bank of America	7,305	(3,547)	Greenlane Holdings Inc 'A'	Barclays Bank	(1,206)	(4,708)	GT Technology	Goldman Sachs	989
14,366	Granite Construction Inc	Merrill Lynch		47,474	Greenlight Capital Re Ltd 'A'	Barclays Bank	(4,747)		Holdings Inc		
		Barclays Bank	12,851	36,326	Greenlight Capital Re Ltd 'A'	Goldman Sachs	(8,718)	(15,497)	GT Technology	Morgan Stanley	3,874
21,764	Granite Construction Inc	Goldman Sachs	1,756	5,303	GreenSky Inc 'A'	Bank of America	(530)	(13,811)	Guaranty Bancshares Inc	Bank of America	19,197
3,901	Granite Construction Inc	HSBC	15,930			Merrill Lynch				Merrill Lynch	
19,123	Granite Construction Inc	Morgan Stanley	(832)	(3,402)	GreenSky Inc 'A'	Bank of America	340	(4,194)	Guaranty Bancshares Inc	HSBC	5,662
2,310	Granite Construction Inc	Bank of America	(551)	(58,854)	GreenSky Inc 'A'	Merrill Lynch		(10,747)	Guaranty Bancshares Inc	Morgan Stanley	2,902
2,046	Graphic Packaging Holding Co	Merrill Lynch		960	Greif Inc 'A'	Barclays Bank	(1,177)	(8,657)	Guardant Health Inc	Barclays Bank	(5,194)
4,261	Graphic Packaging Holding Co	Barclays Bank	(1,236)			Bank of America	(2,861)	(552)	Guardant Health Inc	Goldman Sachs	(6,331)
		HSBC	(100,921)	4,941	Greif Inc 'A'	Merrill Lynch		(4,479)	Guardant Health Inc	Morgan Stanley	(2,687)
59,018	Graphic Packaging Holding Co	Morgan Stanley	(14,356)	10,221	Greif Inc 'A'	Barclays Bank	(6,967)	1,490	Guess? Inc	Bank of America	(1,073)
49,501	Graphic Packaging Holding Co	Bank of America	(13,320)	9,885	Greif Inc 'A'	Goldman Sachs	(30,459)	3,765	Guess? Inc	Barclays Bank	6,062
(9,475)	Gray Television Inc	Merrill Lynch		(10,339)	Greif Inc 'B'	Bank of America	20,368	3,220	Guess? Inc	HSBC	3,059
		Barclays Bank	(25,847)	(6,195)	Greif Inc 'B'	Merrill Lynch		5,022	Guess? Inc	Morgan Stanley	8,085
(35,898)	Gray Television Inc	Goldman Sachs	(64,027)	(1,747)	Greif Inc 'B'	Barclays Bank	2,044	725	Guidewire Software Inc	Bank of America	4,125
(43,127)	Gray Television Inc	Bank of America	2,100	(174)	Greif Inc 'B'	Goldman Sachs	18,234	30,177	Guidewire Software Inc	Barclays Bank	17,804
(26,251)	Great Lakes Dredge & Dock Corp	Merrill Lynch		10,200	Grid Dynamics Holdings Inc	HSBC	4,175	4,681	Guidewire Software Inc	Goldman Sachs	25,682
(28,384)	Great Lakes Dredge & Dock Corp	Barclays Bank	(2,555)	34,278	Griffon Corp	Bank of America	(18,853)	4,687	Guidewire Software Inc	HSBC	3,726
		Goldman Sachs	6,080	12,409	Griffon Corp	Merrill Lynch		5,803	Guidewire Software Inc	Morgan Stanley	3,424
(78,543)	Great Lakes Dredge & Dock Corp	HSBC	(18,829)	651	Griffon Corp	Barclays Bank	(993)	(39,677)	Guild Holdings Co 'A'	Barclays Bank	(19,045)
(25,444)	Great Lakes Dredge & Dock Corp	Morgan Stanley	(2,184)	(18,081)	Griststone bio Inc	Morgan Stanley	(52)	(32,922)	Gulf Island Fabrication Inc	Goldman Sachs	(16,132)
(24,263)	Great Lakes Dredge & Dock Corp	Bank of America	26,463	(9,672)	Grocery Outlet Holding Corp	Bank of America	(7,413)	(16,100)	Gulf Island Fabrication Inc	Morgan Stanley	(483)
(25,944)	Great Southern Bancorp Inc	Merrill Lynch		(8,491)	Grocery Outlet Holding Corp	Merrill Lynch		(22,096)	GWG Holdings Inc	Morgan Stanley	—
		Barclays Bank	(2,105)	(3,233)	Grocery Outlet Holding Corp	Barclays Bank	(1,490)	4,896	H&E Equipment Services Inc	Goldman Sachs	(6,805)
(23,362)	Great Southern Bancorp Inc	Goldman Sachs	23,829	(4,169)	Grocery Outlet Holding Corp	Goldman Sachs	3,007	3,817	H&R Block Inc	Bank of America	(534)
(9,374)	Great Southern Bancorp Inc	HSBC	2,906			Merrill Lynch		21,875	H&R Block Inc	Barclays Bank	9,188
(4,367)	Great Southern Bancorp Inc	Morgan Stanley	(786)	(6,553)	Group 1 Automotive Inc	Barclays Bank	(12,426)	14,520	H&R Block Inc	HSBC	10,964
(4,691)	Great Western Bancorp Inc	Bank of America	2,486	2,536	Group 1 Automotive Inc	Goldman Sachs	(21,153)	21,974	H&R Block Inc	Morgan Stanley	9,229
		Merrill Lynch		1,806	Group 1 Automotive Inc	Morgan Stanley	(8,849)	(12,587)	Hackett Group Inc	Bank of America	(9,314)
(7,985)	Great Western Bancorp Inc	Morgan Stanley	958	(2,903)	Group Inc	Morgan Stanley	(1,306)	(34,889)	Hackett Group Inc	Barclays Bank	(13,607)
2,222	Green Brick Partners Inc	Bank of America	733			Merrill Lynch		(19,054)	Hackett Group Inc	Goldman Sachs	(14,100)
		Merrill Lynch				Barclays Bank		1,120	Haemonetics Corp	Bank of America	(166)
1,932	Green Brick Partners Inc	Barclays Bank	1,700			Goldman Sachs		3,871	Haemonetics Corp	Barclays Bank	2,903
2,729	Green Brick Partners Inc	Goldman Sachs	901			Morgan Stanley		5,625	Haemonetics Corp	Goldman Sachs	(2,405)
								4,354	Haemonetics Corp	Morgan Stanley	3,425

ブラックロック・ストラテジック・ファンズ ブラックロック・アメリカズ・ダイバーシファイド・エクイティ・アブソルート・リターン・ファンド

保有高	銘柄	取引相手	未実現損益/額 (米ドル)	保有高	銘柄	取引相手	未実現損益/額 (米ドル)	保有高	銘柄	取引相手	未実現損益/額 (米ドル)
16,355	Hain Celestial Group Inc	Morgan Stanley	(2,780)	(4,783)	Hanover Insurance Group Inc	Goldman Sachs	15,210	(16,496)	Hawaiian Electric Industries Inc	Morgan Stanley	11,547
13,548	Hallador Energy Co	Goldman Sachs	2,439	4,181	Hanover Insurance Group Inc	HSBC	(2,885)	50,682	Hawaiian Holdings Inc	Morgan Stanley	23,314
5,621	Hallador Energy Co	Morgan Stanley	1,349	(3,601)	Hanover Insurance Group Inc	HSBC	2,485	11,772	Hawkins Inc	Bank of America	12,007
(5,103)	Halliburton Co	Goldman Sachs	6,787	10,571	Hanover Insurance Group Inc	Morgan Stanley	(5,180)	42,004	Hawkins Inc	Barclays Bank	36,964
6,074	Halliburton Co	Goldman Sachs	(8,078)	(1,881)	Hanover Insurance Group Inc	Morgan Stanley	922	4,959	Hawkins Inc	Goldman Sachs	5,058
(29,030)	Halliburton Co	HSBC	8,419	(35,024)	HarborOne Bancorp Inc	Bank of America	2,977	(1,869)	Hawthorn Bnshares Inc	Bank of America	(1,626)
(14,213)	Halliburton Co	Morgan Stanley	853	(29,870)	HarborOne Bancorp Inc	Barclays Bank	(8,961)	(2,646)	Hawthorn Bnshares Inc	Barclays Bank	(1,985)
41,234	Halliburton Co	Morgan Stanley	(2,485)	(97,518)	HarborOne Bancorp Inc	Goldman Sachs	8,289	(3,359)	Hawthorn Bnshares Inc	Goldman Sachs	(2,922)
9,453	Hallmark Financial Services Inc	Bank of America	1,985	(25,161)	HarborOne Bancorp Inc	HSBC	(21,387)	(5,161)	Hawthorn Bnshares Inc	Morgan Stanley	(3,871)
2,733	Hallmark Financial Services Inc	Merrill Lynch	574	(60,488)	HarborOne Bancorp Inc	Morgan Stanley	(18,146)	(13,118)	Haynes International Inc	Goldman Sachs	(31,221)
26,217	Hallmark Financial Services Inc	Morgan Stanley	(3,670)	(10,402)	Harley-Davidson Inc	Bank of America	36,303	(15,567)	Haynes International Inc	HSBC	(28,176)
(4,150)	Halozyme Therapeutics Inc	Bank of America	4,191	11,927	Harley-Davidson Inc	Barclays Bank	11,211	16,541	HB Fuller Co	Barclays Bank	29,774
(20,236)	Halozyme Therapeutics Inc	Barclays Bank	10,725	1,676	Harley-Davidson Inc	Goldman Sachs	1,350	8,510	HB Fuller Co	Goldman Sachs	255
(6,264)	Halozyme Therapeutics Inc	Barclays Bank	6,327	12,039	Harley-Davidson Inc	Morgan Stanley	11,317	36,794	HBT Financial Inc	Barclays Bank	2,576
(5,658)	Halozyme Therapeutics Inc	HSBC	26,536	3,076	Harmonic Inc	Bank of America	92	25,792	HBT Financial Inc	Goldman Sachs	(11,864)
(7,142)	Halozyme Therapeutics Inc	Morgan Stanley	3,785	83,321	Harmonic Inc	Barclays Bank	1,666	13,473	HBT Financial Inc	HSBC	—
533	Hamilton Beach Brands Holding Co 'A'	Bank of America	(7)	28,082	Harmonic Inc	Goldman Sachs	842	58,872	HBT Financial Inc	Morgan Stanley	4,121
2,733	Hamilton Beach Brands Holding Co 'A'	Goldman Sachs	4,420	4,623	Harmonic Inc	Morgan Stanley	92	(80,083)	HC2 Holdings Inc	Barclays Bank	9,610
1,360	Hamilton Beach Brands Holding Co 'A'	HSBC	1,362	8,396	Harmony Biosciences Holdings Inc	Barclays Bank	(5,793)	(6,376)	HCA Healthcare Inc	Barclays Bank	(55,280)
5,985	Hamilton Beach Brands Holding Co 'A'	Morgan Stanley	5,247	6,905	Harmony Biosciences Holdings Inc	Goldman Sachs	14,431	(4,592)	HCA Healthcare Inc	Goldman Sachs	(24,292)
3,972	Hamilton Lane Inc 'A'	Goldman Sachs	(755)	4,161	Harmony Biosciences Holdings Inc	HSBC	21,471	1,233	HCA Healthcare Inc	Goldman Sachs	3,486
24,453	Hamilton Lane Inc 'A'	HSBC	14,916	3,478	Harmony Biosciences Holdings Inc	Morgan Stanley	(2,400)	1,403	HCA Healthcare Inc	HSBC	9,567
(20,086)	Hancock Whitney Corp	Bank of America	15,466	5,058	Harpoon Therapeutics Inc	Morgan Stanley	8,700	(962)	HCA Healthcare Inc	Morgan Stanley	(8,341)
(24,203)	Hancock Whitney Corp	HSBC	(11,133)	(7,587)	Harrow Health Inc	Bank of America	1,062	2,807	HCA Healthcare Inc	Morgan Stanley	7,692
(21,747)	Hancock Whitney Corp	Morgan Stanley	1,740	(26,362)	Harrow Health Inc	Barclays Bank	21,880	(1,792)	HCI Group Inc	Bank of America	(169)
(56,375)	Hanesbrands Inc	Barclays Bank	(22,550)	(21,358)	Harrow Health Inc	Goldman Sachs	2,990	(4,336)	Health Catalyst Inc	Bank of America	(28,271)
(31,285)	Hanesbrands Inc	Goldman Sachs	10,637	(12,067)	Harsco Corp	HSBC	(10,740)	(5,820)	Health Catalyst Inc	Merrill Lynch	(9,836)
10,949	Hanesbrands Inc	Goldman Sachs	(3,723)	(8,689)	Harsco Corp	Morgan Stanley	434	(3,698)	Health Catalyst Inc	Barclays Bank	(6,250)
(31,192)	Hanesbrands Inc	Morgan Stanley	(12,477)	1,626	Hartford Financial Services Group Inc	Bank of America	(1,301)	(251)	Healthcare Realty Trust Inc (REIT)	Morgan Stanley	(88)
12,053	Hanger Inc	Bank of America	816	13,164	Hartford Financial Services Group Inc	Merrill Lynch	1,448	5,007	Healthcare Realty Trust Inc (REIT)	Bank of America	1,752
12,262	Hanger Inc	Barclays Bank	(4,285)	(12,067)	Hartford Financial Services Group Inc	Barclays Bank	1,448	688	Healthcare Realty Trust Inc (REIT)	Merrill Lynch	(172)
14,742	Hanger Inc	Goldman Sachs	1,786	(8,689)	Hartford Financial Services Group Inc	HSBC	(10,740)	(37,327)	Healthcare Realty Trust Inc (REIT)	Barclays Bank	(13,064)
33,434	Hanger Inc	Morgan Stanley	(14,042)	1,626	Hartford Financial Services Group Inc	Merrill Lynch	1,448	7,799	Healthcare Realty Trust Inc (REIT)	Goldman Sachs	2,730
1,018	Hannon Armstrong Sustainable Infrastructure Capital Inc (REIT)	Bank of America	2,382	13,164	Hartford Financial Services Group Inc	Barclays Bank	1,448	(20,512)	Healthcare Realty Trust Inc (REIT)	HSBC	26,666
(13,150)	Hannon Armstrong Sustainable Infrastructure Capital Inc (REIT)	Barclays Bank	170	(12,137)	Harvard Bioscience Inc	HSBC	(956)	(69,485)	Healthcare Realty Trust Inc (REIT)	Morgan Stanley	17,372
(4,270)	Hannon Armstrong Sustainable Infrastructure Capital Inc (REIT)	Goldman Sachs	(7,660)	(14,106)	Harvard Bioscience Inc	Barclays Bank	3,809	(4,224)	Healthcare Services Group Inc	Bank of America	(6)
3,173	Hannon Armstrong Sustainable Infrastructure Capital Inc (REIT)	Goldman Sachs	7,425	(66,304)	Harvard Bioscience Inc	Goldman Sachs	23,206	(9,262)	Healthcare Services Group Inc	Merrill Lynch	2,502
(8,894)	Hannon Armstrong Sustainable Infrastructure Capital Inc (REIT)	Morgan Stanley	(2,381)	4,961	Hasbro Inc	Barclays Bank	9,178	(16,037)	Healthcare Services Group Inc	Goldman Sachs	5,058
3,729	Hanover Insurance Group Inc	Bank of America	(11,858)	871	Hasbro Inc	HSBC	(2,979)	6,460	Healthcare Trust of America Inc 'A' (REIT)	Morgan Stanley	6,037
6,114	Hanover Insurance Group Inc	Barclays Bank	(2,996)	1,391	Haverty Furniture Cos Inc	Bank of America	(849)	17,612	Healthcare Trust of America Inc 'A' (REIT)	HSBC	(17,260)
3,955	Hanover Insurance Group Inc	Goldman Sachs	(12,577)	(8,555)	Hawaiian Electric Industries Inc	Merrill Lynch	5,989	(765)	Healthcare Trust of America Inc 'A' (REIT)	Morgan Stanley	398
				(7,066)	Hawaiian Electric Industries Inc	Barclays Bank	5,989	14,410	Healthcare Trust of America Inc 'A' (REIT)	Morgan Stanley	(6,780)
				(6,333)	Hawaiian Electric Industries Inc	Goldman Sachs	9,327	(2,787)	HealthEquity Inc	Bank of America	(18,366)
					Hawaiian Electric Industries Inc	HSBC	14,566	(6,124)	HealthEquity Inc	Merrill Lynch	(33,009)
								(19,418)	HealthEquity Inc	Goldman Sachs	(126,644)

ブラックロック・ストラテジック・ファンズ ブラックロック・アメリカズ・ダイバーシファイド・エクイティ・アブソルート・リターン・ファンド

保有高	銘柄	取引相手	未実現評価増益/(損) (米ドル)	保有高	銘柄	取引相手	未実現評価増益/(損) (米ドル)	保有高	銘柄	取引相手	未実現評価増益/(損) (米ドル)
6,657	HealthEquity Inc	Morgan Stanley	(28,206)	(2,373)	Helmerich & Payne Inc	Morgan Stanley	902	14,584	Hess Corp	Goldman Sachs	(37,918)
20,415	Healthpeak Properties Inc (REIT)	Barclays Bank	(1,429)	15,314	Hemisphere Media Group Inc	Bank of America	(7,504)	1,570	Hess Corp	Morgan Stanley	(581)
27,655	Healthpeak Properties Inc (REIT)	Goldman Sachs	1,659	12,056	Hemisphere Media Group Inc	Merrill Lynch		(8,495)	Hess Midstream LP 'A'	Bank of America	(12,743)
28,976	Healthpeak Properties Inc (REIT)	HSBC	(3,767)	38,170	Hemisphere Media Group Inc	Barclays Bank	(8,560)	(17,991)	Hess Midstream LP 'A'	Merrill Lynch	(26,987)
14,873	Healthpeak Properties Inc (REIT)	Morgan Stanley	(1,041)	48,086	Hemisphere Media Group Inc	Goldman Sachs	(18,703)	130,853	Hewlett Packard Enterprise Co	Bank of America	(75,528)
11,803	HealthStream Inc	Bank of America	4,249	15,672	Hennessy Advisors Inc	Morgan Stanley	(34,141)	79,694	Hewlett Packard Enterprise Co	Barclays Bank	(27,736)
21,751	HealthStream Inc	Barclays Bank	(9,353)	835	Hennessy Advisors Inc	Bank of America	1,097	14,210	Hewlett Packard Enterprise Co	Goldman Sachs	(3,974)
37,966	HealthStream Inc	Goldman Sachs	13,668	12,929	Henry Schein Inc	Merrill Lynch	(42)	78,193	Hewlett Packard Enterprise Co	Morgan Stanley	(30,091)
(74,252)	Heartland Express Inc	Barclays Bank	6,683	15,400	Herbalife Nutrition Ltd	Goldman Sachs	(57,663)	(2,860)	Hexcel Corp	Bank of America	(21,193)
(33,735)	Heartland Express Inc	Goldman Sachs	18,892	12,839	Herbalife Nutrition Ltd	Bank of America	38,962	(3,825)	Hexcel Corp	Merrill Lynch	
15,018	Heartland Financial USA Inc	Bank of America	(8,410)	5,989	Herbalife Nutrition Ltd	Merrill Lynch		(5,786)	Hexcel Corp	Barclays Bank	(19,546)
23,432	Heartland Financial USA Inc	Merrill Lynch	(3,983)	12,860	Herbalife Nutrition Ltd	Goldman Sachs	15,152	(2,798)	Hexcel Corp	Goldman Sachs	(40,579)
27,384	Heartland Financial USA Inc	Barclays Bank	(15,335)	(2,189)	Herc Holdings Inc	Morgan Stanley	6,944	5,001	HF Enterprises Inc	Morgan Stanley	(14,298)
30,315	Heartland Financial USA Inc	Goldman Sachs	(15,335)	(507)	Herc Holdings Inc	Bank of America	(18,782)	(38,200)	HF Foods Group Inc	Barclays Bank	250
24,195	Heartland Financial USA Inc	HSBC	(4,113)	144,906	Heritage Commerce Corp	Merrill Lynch		(12,848)	HF Foods Group Inc	Barclays Bank	6,844
(14,343)	Hecla Mining Co	HSBC	(4,113)	(12,333)	Heritage Financial Corp	Barclays Bank	(4,578)	(12,848)	HF Foods Group Inc	Morgan Stanley	2,313
(42,077)	Hecla Mining Co	Goldman Sachs	(2,725)	(17,816)	Heritage Financial Corp	Morgan Stanley	12,317	9,535	Hibbett Sports Inc	Morgan Stanley	58,163
1,201	HEICO Corp	Morgan Stanley	(5,470)	(18,652)	Heritage Financial Corp	Goldman Sachs	(187)	4,565	HighPeak Energy Inc	Barclays Bank	2,088
(358)	HEICO Corp	Bank of America	(2,388)	(14,019)	Heritage Financial Corp	HSBC	(8,692)	2,811	HighPeak Energy Inc	HSBC	1,604
2,796	HEICO Corp	Merrill Lynch	(2,388)	(14,574)	Heritage Financial Corp	Morgan Stanley	(3,061)	2,569	HighPeak Energy Inc	Morgan Stanley	(194)
10,882	HEICO Corp	Barclays Bank	14,959	48,387	Heritage Insurance Holdings Inc	Barclays Bank	(8,710)	(610)	Highwoods Properties Inc (REIT)	Barclays Bank	(8)
2,832	HEICO Corp 'A'	Merrill Lynch	(2,388)	47,208	Heritage Insurance Holdings Inc	Goldman Sachs	(14,162)	(16,375)	Highwoods Properties Inc (REIT)	Morgan Stanley	(9,825)
6,176	HEICO Corp 'A'	Goldman Sachs	(2,388)	31,817	Heritage Insurance Holdings Inc	HSBC	(21,680)	(145,151)	Hill International Inc	Bank of America	(24,676)
4,590	Heidrick & Struggles International Inc	Morgan Stanley	42,306	39,001	Heritage Insurance Holdings Inc	Morgan Stanley	(7,020)	(41,500)	Hill International Inc	Merrill Lynch	2,905
5,900	Heidrick & Struggles International Inc	Bank of America	2,793	(7,270)	Heritage-Crystal Clean Inc	Bank of America	7,052	4,355	Hillenbrand Inc	Bank of America	(2,961)
6,728	Heidrick & Struggles International Inc	Merrill Lynch	2,793	(11,087)	Heritage-Crystal Clean Inc	Merrill Lynch		14,531	Hillenbrand Inc	Merrill Lynch	
4,486	Heidrick & Struggles International Inc	Barclays Bank	7,257	(27,378)	Heritage-Crystal Clean Inc	Barclays Bank	17,961	26,122	Hillenbrand Inc	Barclays Bank	(8,864)
25,316	Heidrick & Struggles International Inc	Goldman Sachs	2,826	(5,462)	Heritage-Crystal Clean Inc	Goldman Sachs	26,557	13,223	Hillenbrand Inc	Goldman Sachs	(17,763)
(679)	Helen of Troy Ltd	HSBC	5,697	(12,661)	Heritage-Crystal Clean Inc	HSBC	7,701	7,950	Hillenbrand Inc	HSBC	(13,752)
(2,620)	Helen of Troy Ltd	HSBC	5,697	22,021	Herman Miller Inc	Morgan Stanley	20,511	444	Hillenbrand Inc	Morgan Stanley	(4,850)
(1,852)	Helen of Troy Ltd	Goldman Sachs	26,997	8,925	Heron Therapeutics Inc	Barclays Bank	36,335	(358)	Hill-Rom Holdings Inc	Bank of America	111
(2,990)	Helios Technologies Inc	Morgan Stanley	26,997	30,392	Heron Therapeutics Inc	Bank of America	(2,499)	(5,171)	Hill-Rom Holdings Inc	Merrill Lynch	(90)
(14,367)	Helix Energy Solutions Group Inc	Morgan Stanley	6,661	13,547	Heron Therapeutics Inc	Barclays Bank	(6,990)	7,089	Hill-Rom Holdings Inc	Barclays Bank	2,534
30,039	Helix Energy Solutions Group Inc	Bank of America	6,661	10,308	Heron Therapeutics Inc	Goldman Sachs	(3,793)	1,077	Hill-Rom Holdings Inc	Goldman Sachs	1,772
18,307	Helix Energy Solutions Group Inc	Merrill Lynch	6,661	(39,125)	Hersha Hospitality Trust (REIT)	HSBC	(44,221)	5,306	Hill-Rom Holdings Inc	HSBC	2,165
8,562	Helix Energy Solutions Group Inc	Goldman Sachs	6,661	(9,279)	Hersha Hospitality Trust (REIT)	Goldman Sachs	9,390	(2,618)	Hilltop Holdings Inc	Morgan Stanley	2,600
(4,352)	Helmerich & Payne Inc	HSBC	6,957	(22,043)	Hersha Hospitality Trust (REIT)	HSBC	1,485	(20,401)	Hilltop Holdings Inc	Bank of America	(1,981)
1,138	Helmerich & Payne Inc	Bank of America	6,957	376	Hershey Co	Morgan Stanley	(7,715)	(33,091)	Hilltop Holdings Inc	Merrill Lynch	
(2,990)	Helmerich & Payne Inc	Merrill Lynch	6,957	5,891	Hershey Co	Bank of America	211	(8,806)	Hilltop Holdings Inc	Barclays Bank	(19,345)
21,156	Helmerich & Payne Inc	Goldman Sachs	(36,529)	7,538	Hershey Co	Bank of America	211	28,672	Hilton Grand Vacations Inc	HSBC	(49,967)
(3,232)	Helmerich & Payne Inc	Barclays Bank	(36,529)	(1,764)	Hershey Co	Barclays Bank	(6,186)	(2,278)	Hilton Grand Vacations Inc	Morgan Stanley	(1,549)
14,849	Helmerich & Payne Inc	Goldman Sachs	(36,529)	13,710	Hershey Co	Goldman Sachs	4,221	(2,322)	Hilton Grand Vacations Inc	Barclays Bank	(18,063)
				142	Heska Corp	Morgan Stanley	397	(1,191)	Hilton Worldwide Holdings Inc	Morgan Stanley	1,435
				8,155	Heska Corp	Barclays Bank	(995)	(20,864)	Hilton Worldwide Holdings Inc	Bank of America	(8,266)
				686	Hess Corp	Bank of America	(1,784)	(6,313)	Hilton Worldwide Holdings Inc	Merrill Lynch	(2,001)
				16,753	Hess Corp	Merrill Lynch	(6,198)		Hilton Worldwide Holdings Inc	Goldman Sachs	(74,275)
									Hilton Worldwide Holdings Inc	Morgan Stanley	(10,606)

ブラックロック・ストラテジック・ファンズ ブラックロック・アメリカズ・ダイバーシファイド・エクイティ・アブソルート・リターン・ファンド

保有高	銘柄	取引相手	未実現評価増益/(損) (米ドル)	保有高	銘柄	取引相手	未実現評価増益/(損) (米ドル)	保有高	銘柄	取引相手	未実現評価増益/(損) (米ドル)
1,758	Hingham Institution For Savings The	Goldman Sachs	(9,933)	(1,947)	Horace Mann Educators Corp	HSBC	273	(14,393)	Howmet Aerospace Inc	HSBC	(41,740)
1,380	Hingham Institution For Savings The	Morgan Stanley	(483)	(9,680)	Horizon Bancorp Inc	Barclays Bank	(678)	833	Howmet Aerospace Inc	HSBC	1,424
3	Histogen Inc	Bank of America	—	(93,883)	Horizon Bancorp Inc	Goldman Sachs	(2,816)	(46,292)	Howmet Aerospace Inc	Morgan Stanley	(67,578)
27,326	HNI Corp	Barclays Bank	17,215	(38,317)	Horizon Bancorp Inc	HSBC	(18,775)	31,356	Howmet Aerospace Inc	Morgan Stanley	45,153
7,697	HNI Corp	Goldman Sachs	3,002	(91,119)	Horizon Bancorp Inc	Morgan Stanley	(6,378)	(23,870)	HP Inc	Bank of America	87,655
2,618	HNI Corp	HSBC	2,024	(25,409)	Horizon Global Corp	Bank of America	(48,023)	18,472	HP Inc	Barclays Bank	(56,894)
929	HNI Corp	Morgan Stanley	585	(5,454)	Horizon Therapeutics Plc	Barclays Bank	19,416	10,697	HP Inc	Goldman Sachs	(40,756)
7,594	HollyFrontier Corp	Bank of America	(31,895)	(2,661)	Horizon Therapeutics Plc	HSBC	(14,423)	(6,234)	HP Inc	Goldman Sachs	19,587
5,191	HollyFrontier Corp	Barclays Bank	(8,980)	(10,343)	Horizon Therapeutics Plc	Morgan Stanley	36,821	21,941	HP Inc	HSBC	(132,085)
5,333	HollyFrontier Corp	Goldman Sachs	(22,399)	(5,348)	Hormel Foods Corp	Bank of America	(10,643)	(9,896)	HP Inc	Morgan Stanley	30,480
11,304	HollyFrontier Corp	HSBC	(30,069)					3,110	Hub Group Inc 'A'	Bank of America	(14,399)
(1,468)	HollyFrontier Corp	HSBC	3,171	(24,371)	Hormel Foods Corp	Barclays Bank	17,547	2,377	Hub Group Inc 'A'	Barclays Bank	(713)
9,721	HollyFrontier Corp	Morgan Stanley	(16,817)	(30,502)	Hormel Foods Corp	Goldman Sachs	(61,374)	2,015	Hub Group Inc 'A'	Goldman Sachs	(9,329)
3,013	Hologic Inc	Goldman Sachs	1,265	(14,289)	Host Hotels & Resorts Inc (REIT)	Merrill Lynch		17,689	Hub Group Inc 'A'	HSBC	(63,680)
4,818	Hologic Inc	Morgan Stanley	1,542	(18,088)	Host Hotels & Resorts Inc (REIT)	Barclays Bank	(2,894)	46,934	Hub Group Inc 'A'	Morgan Stanley	(14,080)
(7,336)	Home Bancorp Inc	Barclays Bank	4,695	(1,644)	Host Hotels & Resorts Inc (REIT)	Goldman Sachs	(288)	(648)	Hubbell Inc	Bank of America	1,452
(11,776)	Home Bancorp Inc	Goldman Sachs	(8,361)					(516)	Hubbell Inc	Barclays Bank	(882)
(3,588)	Home Bancorp Inc	HSBC	(215)	17,040	Host Hotels & Resorts Inc (REIT)	HSBC	1,022	(3,576)	Hubbell Inc	Goldman Sachs	7,486
(7,651)	Home Bancorp Inc	Morgan Stanley	4,897	(15,015)	Host Hotels & Resorts Inc (REIT)	HSBC	(901)	(347)	Hubbell Inc	HSBC	2,377
(60,871)	Home BancShares Inc	Barclays Bank	4,261	(12,736)	Host Hotels & Hostess Brands Inc	Morgan Stanley	(2,038)	1,713	Hubbell Inc	Morgan Stanley	2,929
(66,122)	Home BancShares Inc	Goldman Sachs	38,351	12,695	Hostess Brands Inc	Bank of America	2,856	(409)	Hubbell Inc	Morgan Stanley	(161)
(1,102)	Home Depot Inc	Barclays Bank	477	35,533	Hostess Brands Inc	Merrill Lynch		1,415	HubSpot Inc	Bank of America	12,267
3,534	Home Depot Inc	Morgan Stanley	14,383	2,002	Hostess Brands Inc	Goldman Sachs	450	606	HubSpot Inc	Barclays Bank	(1,557)
(23,715)	Home Point Capital Inc	Goldman Sachs	(711)	82,076	Hostess Brands Inc	HSBC	11,491	922	HubSpot Inc	Goldman Sachs	10,377
10,320	HomeTrust Bancshares Inc	Bank of America	(7,430)	159,016	Hostess Brands Inc	Morgan Stanley	6,217	862	HubSpot Inc	HSBC	15,473
19,708	HomeTrust Bancshares Inc	Barclays Bank	2,168	(13,291)	Houghton Mifflin Harcourt Co	Bank of America	(6,513)	1,196	HubSpot Inc	Morgan Stanley	(2,914)
1,345	HomeTrust Bancshares Inc	Goldman Sachs	(968)	(10,980)	Houghton Mifflin Harcourt Co	Barclays Bank	(4,721)	20,183	Hudson Pacific Properties Inc (REIT)	Merrill Lynch	
4,970	Homology Medicines Inc	Bank of America	1,143	(26,610)	Houghton Mifflin Harcourt Co	Goldman Sachs	(13,039)	(34,903)	Hudson Pacific Properties Inc (REIT)	Barclays Bank	—
33,885	Homology Medicines Inc	Barclays Bank	21,009					18,943	Hudson Pacific Properties Inc (REIT)	Goldman Sachs	41,864
6,909	Homology Medicines Inc	Goldman Sachs	1,589					(1,022)	Hudson Pacific Properties Inc (REIT)	Morgan Stanley	—
3,012	Homology Medicines Inc	Morgan Stanley	1,867					(657)	Humana Inc	Bank of America	8,383
2,180	Honeywell International Inc	Bank of America	9,679					604	Humana Inc	Goldman Sachs	(7,707)
4,804	Honeywell International Inc	Merrill Lynch						(1,212)	Humana Inc	HSBC	22,572
(4,959)	Honeywell International Inc	Barclays Bank	28,392					1,468	Huntington Bancshares Inc	HSBC	159
	Honeywell International Inc	Barclays Bank	(29,308)					99	Huntington Ingalls Industries Inc	Bank of America	(62)
(2,240)	Honeywell International Inc	Goldman Sachs	(10,419)					10,499	Huntington Ingalls Industries Inc	Merrill Lynch	
	Honeywell International Inc	HSBC	(22)					(501)	Huntington Ingalls Industries Inc	Bank of America	(553)
744	Honeywell International Inc	HSBC	(22)					(1,396)	Huntington Ingalls Industries Inc	Merrill Lynch	
(5,880)	Honeywell International Inc	HSBC	176					2,775	Huntington Ingalls Industries Inc	Barclays Bank	722
18,850	Honeywell International Inc	Morgan Stanley	111,403					482	Huntington Ingalls Industries Inc	Goldman Sachs	451
2,376	Hooker Furniture Corp	Barclays Bank	(2,084)					(926)	Huntington Ingalls Industries Inc	Goldman Sachs	583
18,446	Hooker Furniture Corp	Morgan Stanley	(26,009)					3,073	Huntington Ingalls Industries Inc	Morgan Stanley	799
3,317	Hookipa Pharma Inc	Barclays Bank	—					(6,473)	Huntington Ingalls Industries Inc	Goldman Sachs	
1,720	Hookipa Pharma Inc	Goldman Sachs	(2,391)					(831)	Huntington Ingalls Industries Inc	Morgan Stanley	(315)
4,687	Hookipa Pharma Inc	Morgan Stanley	—					(11,224)	Huntington Ingalls Industries Inc	Goldman Sachs	
(60,950)	Hope Bancorp Inc	Goldman Sachs	28,037					(17,201)	Huntsman Corp	HSBC	65,330
(32,760)	Hope Bancorp Inc	HSBC	328					(42,846)	Huntsman Corp	Morgan Stanley	1,714
(104,908)	Hope Bancorp Inc	Morgan Stanley	9,442					5,498	Hurco Cos Inc	Bank of America	(4,014)
(2,976)	Horace Mann Educators Corp	Bank of America	(518)						Hurco Cos Inc	Merrill Lynch	
(535)	Horace Mann Educators Corp	Barclays Bank	(402)					5,577	Hurco Cos Inc	Barclays Bank	(1,840)
	Horace Mann Educators Corp	Barclays Bank	(402)					6,095	Hurco Cos Inc	Goldman Sachs	(4,449)
(1,073)	Horace Mann Educators Corp	Goldman Sachs	(592)					4,059	Hurco Cos Inc	HSBC	528
	Horace Mann Educators Corp	Goldman Sachs	(592)					8,633	Hurco Cos Inc	Morgan Stanley	(2,849)

ブラックロック・ストラテジック・ファンズ ブラックロック・アメリカズ・ダイバーシファイド・エクイティ・アブソルート・リターン・ファンド

保有高	銘柄	取引相手	未実現評価増益/(損) (米ドル)	保有高	銘柄	取引相手	未実現評価増益/(損) (米ドル)	保有高	銘柄	取引相手	未実現評価増益/(損) (米ドル)
(10,075)	Huron Consulting Group Inc	Barclays Bank	6,851	(1,817)	ICU Medical Inc	HSBC	(14,663)	(8,803)	Immunic Inc	Bank of America	(2,905)
(4,938)	Huron Consulting Group Inc	Goldman Sachs	4,000	(1,612)	ICU Medical Inc	Morgan Stanley	(5,755)			Merrill Lynch	
(3,890)	Huron Consulting Group Inc	Morgan Stanley	2,645	12,383	IDACORP Inc	Bank of America	(35,292)	(1,232)	Immunic Inc	Barclays Bank	(517)
(93,904)	Hunting Building Products Inc	Morgan Stanley	46,013			Merrill Lynch		(4,227)	Immunic Inc	Goldman Sachs	(1,395)
(303)	Hyatt Hotels Corp 'A'	Bank of America	125	16,564	IDACORP Inc	Goldman Sachs	(47,207)	(2,209)	ImmunityBio Inc	Barclays Bank	(4,087)
		Merrill Lynch		12,743	IDACORP Inc	Morgan Stanley	(33,387)	(28,094)	ImmunoGen Inc	HSBC	9,271
4,592	Hyatt Hotels Corp 'A'	Barclays Bank	3,511	(5,235)	Ideaya Biosciences Inc	Bank of America	(1,124)	(13,956)	ImmunoGen Inc	Morgan Stanley	3,070
2,328	Hyatt Hotels Corp 'A'	Goldman Sachs	605			Merrill Lynch		(7,404)	Immunovant Inc	Barclays Bank	3,258
1,922	Hyatt Hotels Corp 'A'	HSBC	1,419	(2,674)	Ideaya Biosciences Inc	Barclays Bank	—	(2,660)	Immunovant Inc	Goldman Sachs	904
16,481	Hyatt Hotels Corp 'A'	Morgan Stanley	18,235	(4,416)	Ideaya Biosciences Inc	Goldman Sachs	(1,281)	1,584	Impel Neuropharma Inc	HSBC	(281)
(13,332)	Hyatt Hotels Corp 'A'	Morgan Stanley	(15,732)	(12,958)	Identiv Inc	Bank of America	(13,476)	(1,044)	Impinj Inc	Barclays Bank	(793)
1,629	Hydrofarm	Bank of America	8,015			Merrill Lynch		(4,271)	Impinj Inc	HSBC	(25,156)
		Merrill Lynch		(13,759)	Identiv Inc	Barclays Bank	16,373	(2,280)	Inari Medical Inc	Bank of America	(12,129)
1,114	Hydrofarm	Goldman Sachs	5,481	(17,725)	Identiv Inc	Goldman Sachs	(18,434)			Merrill Lynch	
		Merrill Lynch		(20,786)	Idera Pharmaceuticals Inc	Bank of America	(2,494)	(4,912)	Inari Medical Inc	Barclays Bank	786
2,335	Hydrofarm	HSBC	654			Merrill Lynch		(5,741)	Inari Medical Inc	Goldman Sachs	(30,542)
		Merrill Lynch		(35,875)	Idera Pharmaceuticals Inc	Barclays Bank	(2,870)	(223)	Inari Medical Inc	HSBC	535
778	Hydrofarm	Morgan Stanley	6,667	(2,615)	IDEX Corp	Bank of America	(255)	(1,199)	Inari Medical Inc	Morgan Stanley	192
		Merrill Lynch				Merrill Lynch		(1,680)	Incyte Corp	Bank of America	(2,537)
(5,270)	HyreCar Inc	Bank of America	3,411	(4,860)	IDEX Corp	Barclays Bank	(9,234)			Merrill Lynch	
		Merrill Lynch		2,970	IDEX Corp	Barclays Bank	3,203	(8,654)	Incyte Corp	Goldman Sachs	(13,067)
(4,915)	HyreCar Inc	Barclays Bank	2,478	(10,369)	IDEX Corp	Goldman Sachs	5,639	(14,508)	Independence Holding Co	Bank of America	6,238
(175)	Hyster-Yale Materials Handling Inc	Bank of America	(261)	817	IDEX Corp	Goldman Sachs	302			Merrill Lynch	
		Merrill Lynch		1,039	IDEX Corp	HSBC	213	(12,405)	Independence Holding Co	Morgan Stanley	24,562
(1,247)	Hyster-Yale Materials Handling Inc	Barclays Bank	823	(8,388)	IDEX Corp	Morgan Stanley	(13,144)	(53,656)	Independence Realty Trust Inc (REIT)	Bank of America	(46,144)
		Merrill Lynch		2,419	IDEXX Laboratories Inc	Bank of America	83,431	(35,380)	Independence Realty Trust Inc (REIT)	Merrill Lynch	
(200)	Hyster-Yale Materials Handling Inc	Goldman Sachs	286			Merrill Lynch		(56,687)	Independence Realty Trust Inc (REIT)	Goldman Sachs	(30,427)
(97)	Hyster-Yale Materials Handling Inc	HSBC	(213)	4,189	IDEXX Laboratories Inc	Barclays Bank	35,187			HSBC	(41,382)
		Merrill Lynch		529	IDEXX Laboratories Inc	Goldman Sachs	12,185	(63,153)	Independence Realty Trust Inc (REIT)	Morgan Stanley	(20,209)
(7,109)	Hyster-Yale Materials Handling Inc	Morgan Stanley	4,022	39	IDEXX Laboratories Inc	HSBC	1,207				
		Merrill Lynch		2,032	IDEXX Laboratories Inc	Morgan Stanley	9,839	108,439	Independent Bank Corp	Bank of America	(29,279)
(11,228)	I3 Verticals Inc 'A'	Bank of America	(8,833)	20,166	IDT Corp 'B'	Morgan Stanley	(8,268)			Merrill Lynch	
		Merrill Lynch		(12,040)	IES Holdings Inc	Bank of America	(30,220)			Merrill Lynch	
(12,775)	I3 Verticals Inc 'A'	Barclays Bank	4,195	(5,974)	IES Holdings Inc	Morgan Stanley	(8,304)	43,625	Independent Bank Corp	Barclays Bank	(1,309)
(7,433)	I3 Verticals Inc 'A'	Goldman Sachs	(4,504)	1,163	IGM Biosciences Inc	Goldman Sachs	7,641	38,339	Independent Bank Corp	Goldman Sachs	(10,352)
(4,525)	I3 Verticals Inc 'A'	Morgan Stanley	(220)	395	IGM Biosciences Inc	HSBC	3,551	11,478	Independent Bank Corp	HSBC	(344)
8,055	IAA Inc	Bank of America	(5,075)	626	IGM Biosciences Inc	Morgan Stanley	4,088	56,195	Independent Bank Corp	Morgan Stanley	(1,686)
		Merrill Lynch		5,468	iHeartMedia Inc 'A'	HSBC	1,695	(5,516)	Independent Bank Corp	Bank of America	(17,431)
12,630	IAA Inc	Barclays Bank	(19,324)	13,192	iHeartMedia Inc 'A'	Morgan Stanley	9,762			Bank Group Inc	Merrill Lynch
45,039	IAA Inc	Goldman Sachs	(24,264)	4,237	IHS Markit Ltd	HSBC	(10,126)	(2,983)	Independent Bank Group Inc	Barclays Bank	(7,666)
4,080	IAA Inc	HSBC	(2,176)	13,509	IHS Markit Ltd	Morgan Stanley	2,432	(16,155)	Independent Bank Group Inc	Goldman Sachs	(51,050)
4,081	IAA Inc	Morgan Stanley	(6,244)	(2,195)	II-VI Inc	Bank of America	(8,341)				
(675)	IAC Via InterActive Corp	Bank of America	44,017			Merrill Lynch		(5,830)	Indus Realty Trust Inc (REIT)	Bank of America	(10,844)
		Merrill Lynch		(2,818)	II-VI Inc	Barclays Bank	(2,959)	(10,086)	Indus Realty Trust Inc (REIT)	Merrill Lynch	(18,012)
(4,519)	IAC Via InterActive Corp	Barclays Bank	420,990	2,679	II-VI Inc	Goldman Sachs	6,812			Goldman Sachs	
(345)	IAC Via InterActive Corp	Goldman Sachs	22,497	(1,445)	II-VI Inc	HSBC	(7,745)				
(9,398)	IAC Via InterActive Corp	Morgan Stanley	875,518	(6,449)	II-VI Inc	Morgan Stanley	(6,771)	(1,052)	Indus Realty Trust Inc (REIT)	HSBC	(3,177)
1,280	IBEX Holdings Ltd	Bank of America	(1,715)	5,658	Illinois Tool Works Inc	Barclays Bank	(1,754)				
		Merrill Lynch		(6,715)	Illinois Tool Works Inc	Goldman Sachs	1,557	(1,673)	Indus Realty Trust Inc (REIT)	Morgan Stanley	(786)
3,706	IBEX Holdings Ltd	Barclays Bank	(1,668)	823	Illinois Tool Works Inc	Goldman Sachs	(158)	(26,917)	Industrial Logistics Properties Trust (REIT)	Morgan Stanley	3,499
6,222	IBEX Holdings Ltd	Goldman Sachs	(8,337)	(715)	Illumina Inc	Bank of America	(18,704)				
488	IBEX Holdings Ltd	Morgan Stanley	(220)			Merrill Lynch		(9,715)	Infinaera Corp	Bank of America	(1,669)
(82,022)	iBio Inc	Barclays Bank	3,281	(951)	Illumina Inc	Morgan Stanley	(5,373)			Merrill Lynch	
(14,103)	iBio Inc	Goldman Sachs	(11,269)	2,770	IMARA Inc	Goldman Sachs	(2,161)	(11,597)	Infinaera Corp	Barclays Bank	(2,953)
(6,042)	iCAD Inc	Goldman Sachs	(6,405)	1,673	IMARA Inc	HSBC	535	(6,407)	Infinaera Corp	Goldman Sachs	(141)
(9,977)	iCAD Inc	HSBC	(9,279)	1,586	IMARA Inc	Morgan Stanley	(301)	(22,672)	Infinaera Corp	Morgan Stanley	(5,441)
(1,315)	iCAD Inc	Morgan Stanley	302	1,730	IMAX Corp	Bank of America	1,280	23,571	Infinity Pharmaceuticals Inc	Bank of America	10,371
1,372	ICF International Inc	Goldman Sachs	(7,176)			Merrill Lynch		14,720	Infinity Pharmaceuticals Inc	Barclays Bank	4,563
8,734	ICF International Inc	Morgan Stanley	(22,883)	6,552	IMAX Corp	Barclays Bank	(1,179)	11,972	Infinity Pharmaceuticals Inc	Goldman Sachs	5,268
10,340	Ichor Holdings Ltd	Bank of America	66,486	5,994	IMAX Corp	Goldman Sachs	4,436	26,123	Infinity Pharmaceuticals Inc	HSBC	10,972
		Merrill Lynch		5,810	IMAX Corp	HSBC	5,322				
550	Ichor Holdings Ltd	Barclays Bank	1,601	15,476	IMAX Corp	Morgan Stanley	(2,745)				
21,824	Ichor Holdings Ltd	Goldman Sachs	140,328	(8,841)	Immersion Corp	Morgan Stanley	(2,980)				
(1,553)	ICU Medical Inc	Goldman Sachs	(12,207)								

ブラックロック・ストラテジック・ファンズ ブラックロック・アメリカズ・ダイバーシファイド・エクイティ・アブソルート・リターン・ファンド

保有高	銘柄	取引相手	未実現損益額/(損) (米ドル)	保有高	銘柄	取引相手	未実現損益額/(損) (米ドル)	保有高	銘柄	取引相手	未実現損益額/(損) (米ドル)
3,761	Information Services Group Inc	Bank of America Merrill Lynch	1,392	7,461 (12,290)	Inozyme Pharma Inc Inseego Corp	Morgan Stanley Bank of America	(6,640) (10,601)	(8,246)	Intellicheck Inc	Bank of America Merrill Lynch	2,391
23,372	Information Services Group Inc	Barclays Bank	(4,674)	(16,812)	Inseego Corp	Barclays Bank	(8,574)	(56,390) (2,099)	Intellicheck Inc Intelligent Systems Corp	Barclays Bank Bank of America	16,917 6,150
10,811	Information Services Group Inc	Goldman Sachs	4,000	(3,223)	Inseego Corp	Goldman Sachs	(1,205)	(10,595)	Intelligent Systems Corp	Merrill Lynch	30,831
28,124	Information Services Group Inc	HSBC	25,593	3,402	Insight Enterprises Inc	Bank of America Merrill Lynch	11,839	(5,080)	Inter Parfums Inc	Bank of America Merrill Lynch	(7,163)
38,116	Information Services Group Inc	Morgan Stanley	(7,623)	13,578	Insight Enterprises Inc	Goldman Sachs	47,251	(5,772)	Inter Parfums Inc	Barclays Bank	(13,218)
(12,245)	Infrastructure and Energy Alternatives Inc	Barclays Bank	9,306	11,394	Insmed Inc	Morgan Stanley	2,777	(4,525)	Inter Parfums Inc	Goldman Sachs	(6,380)
2,114	InfoSystem Holdings Inc	Barclays Bank	(4,693)	3,192	Insperty Inc	Bank of America Merrill Lynch	5,187	(7,511)	Inter Parfums Inc	HSBC	(31,171)
2,178	InfoSystem Holdings Inc	Morgan Stanley	(4,835)	11,252	Insperty Inc	Barclays Bank	7,426	(14,163)	Inter Parfums Inc	Morgan Stanley	(32,433)
31	Ingersoll Rand Inc	Bank of America Merrill Lynch	27	923	Insperty Inc	Goldman Sachs	3,055	2,196	Interactive Brokers	Barclays Bank	834
28,857	Ingersoll Rand Inc	Barclays Bank	1,443	7,522	Insperty Inc	HSBC	29,764	9,951	Interactive Brokers	Goldman Sachs	(13,931)
4,037	Ingersoll Rand Inc	HSBC	3,584	2,812	Insperty Inc	Morgan Stanley	1,856	3,770	Interactive Brokers	HSBC	(1,939)
(11,352)	Ingersoll Rand Inc	Morgan Stanley	(568)	(1,932)	Inspire Medical Systems Inc	Bank of America Merrill Lynch	(49,981)	4,101	Interactive Brokers	Morgan Stanley	1,558
(1,529)	Ingevity Corp	Bank of America Merrill Lynch	10,856	(298)	Inspire Medical Systems Inc	Barclays Bank	(3,698)	(5,723)	Interactive Brokers	HSBC	(1,889)
(18,246)	Ingevity Corp	Barclays Bank	63,314	(579)	Inspire Medical Systems Inc	Goldman Sachs	(14,979)	(3,221)	Intercept	Barclays Bank	(1,889)
(13,848)	Ingevity Corp	Goldman Sachs	98,321	177	Inspire Medical Systems Inc	Goldman Sachs	(215)	(2,926)	Intercept	Morgan Stanley	(966)
(662)	Ingevity Corp	HSBC	2,919	139	Inspire Medical Systems Inc	Morgan Stanley	1,725	(2,926)	Intercept	Goldman Sachs	2,029
(332)	Ingevity Corp	Morgan Stanley	1,152	(6,787)	Inspired Entertainment Inc	Bank of America Merrill Lynch	(20,497)	(2,926)	Intercept	Morgan Stanley	(966)
(3,020)	Ingles Markets Inc 'A'	Bank of America Merrill Lynch	(1,087)	(5,753)	Inspired Entertainment Inc	Morgan Stanley	(6,041)	2,492	Intercontinental Exchange Inc	Bank of America	374
(12,055)	Ingles Markets Inc 'A'	Barclays Bank	(4,460)	(5,955)	Installed Building Products Inc	Bank of America Merrill Lynch	13,697	2,001	Intercontinental Exchange Inc	Barclays Bank	(180)
(5,443)	Ingles Markets Inc 'A'	Goldman Sachs	(1,959)	(9,519)	Installed Building Products Inc	Barclays Bank	(32,079)	5,247	Intercontinental Exchange Inc	Goldman Sachs	2,151
4,190	Ingredient Inc	Barclays Bank	(4,609)	(2,758)	Installed Building Products Inc	Morgan Stanley	(1,780)	5,505	Intercontinental Exchange Inc	Morgan Stanley	(495)
2,628	Ingredient Inc	Morgan Stanley	(2,891)	(1,048)	Insteel Industries Inc	Bank of America Merrill Lynch	3,815	(455)	Intercontinental Exchange Inc	Morgan Stanley	41
(5,014)	Inhibrx Inc	Bank of America Merrill Lynch	(12,861)	(14,016)	Insteel Industries Inc	Goldman Sachs	41,663	(1,254)	InterDigital Inc	Bank of America	(11,371)
(6,107)	Inmune Bio Inc	Barclays Bank	(4,275)	(19,282)	Insteel Industries Inc	HSBC	102,966	(3,083)	InterDigital Inc	Barclays Bank	(20,364)
(10,580)	Innodata Inc	Bank of America Merrill Lynch	1,693	(4,368)	Insteel Industries Inc	Morgan Stanley	7,557	(5,233)	InterDigital Inc	Morgan Stanley	(57,087)
(13,471)	Innodata Inc	Barclays Bank	3,502	227	Insteel Industries Inc	Bank of America Merrill Lynch	9,361	(1,257)	International Bancshares Corp	Barclays Bank	4,450
(3,851)	Innodata Inc	Goldman Sachs	616	920	Insulet Corp	Barclays Bank	11,868	(25,873)	International Bancshares Corp	HSBC	68,563
7,919	Innospec Inc	Bank of America Merrill Lynch	6,289	1,090	Insulet Corp	Goldman Sachs	44,952	(43,889)	International Bancshares Corp	Morgan Stanley	47,839
718	Innospec Inc	Barclays Bank	337	318	Insulet Corp	HSBC	13,649	(11,821)	International Business Machines Corp	Barclays Bank	11,585
6,658	Innospec Inc	Goldman Sachs	5,659	2,518	Insulet Corp	Morgan Stanley	32,482	(28,342)	International Business Machines Corp	Goldman Sachs	38,829
3,759	Innospec Inc	HSBC	2,843	(1,028)	Insulet Corp	Morgan Stanley	(13,261)	(5,987)	International Business Machines Corp	Barclays Bank	1,138
17,867	Innospec Inc	Morgan Stanley	6,409	2,626	Integer Holdings Corp	Barclays Bank	(6,329)	(8,998)	International Flavors & Fragrances Inc	Barclays Bank	1,138
(75,605)	Innoviva Inc	Bank of America Merrill Lynch	(42,532)	768	Integer Holdings Corp	Goldman Sachs	(1,920)	(701)	International Flavors & Fragrances Inc	Goldman Sachs	9,717
(39,282)	Innoviva Inc	Barclays Bank	3,535	3,679	Integer Holdings Corp	HSBC	(5,629)	(3,099)	International Flavors & Fragrances Inc	HSBC	473
(23,956)	Innoviva Inc	Goldman Sachs	(10,872)	4,240	Integer Holdings Corp	Morgan Stanley	(10,218)	(17,831)	International Game Technology Plc	Bank of America	26,527
(2,637)	Innoviva Inc	Morgan Stanley	237	3,260	Integra LifeSciences Holdings Corp	Morgan Stanley	(3,456)	53,360	International Game Technology Plc	Merrill Lynch	91,795
1,704	Inogen Inc	Barclays Bank	(1,977)	(3,656)	Integra LifeSciences Holdings Corp	Morgan Stanley	3,875				
7,051	Inogen Inc	Morgan Stanley	(8,179)	3,726	Intel Corp	Bank of America Merrill Lynch	5,260				
(2,720)	Inotiv Inc	Bank of America Merrill Lynch	(10,554)	13,336	Intel Corp	Barclays Bank	2,676				
(8,526)	Inotiv Inc	Barclays Bank	9,720	30,253	Intel Corp	Goldman Sachs	38,642				
4,191	Inovalon Holdings Inc 'A'	HSBC	6,748	13,759	Intel Corp	HSBC	7,075				
37,096	Inovalon Holdings Inc 'A'	Morgan Stanley	22,629	43,913	Intel Corp	Morgan Stanley	6,178				
8,672	Inovio Pharmaceuticals Inc	Bank of America Merrill Lynch	6,504	(13,911)	Intellia Therapeutics Inc	Bank of America Merrill Lynch	(100,926)				
5,613	Inovio Pharmaceuticals Inc	Barclays Bank	2,189	(9,582)	Intellia Therapeutics Inc	Barclays Bank	(76,080)				
11,033	Inovio Pharmaceuticals Inc	Goldman Sachs	8,275	(1,876)	Intellia Therapeutics Inc	Morgan Stanley	(11,419)				
2,463	Inovio Pharmaceuticals Inc	HSBC	2,167								
6,403	Inozyme Pharma Inc	Barclays Bank	(5,699)								
5,796	Inozyme Pharma Inc	Goldman Sachs	2,666								

ブラックロック・ストラテジック・ファンズ ブラックロック・アメリカズ・ダイバーシファイド・エクイティ・アブソルート・リターン・ファンド

保有高	銘柄	取引相手	未実現損益額/(損) (米ドル)	保有高	銘柄	取引相手	未実現損益額/(損) (米ドル)	保有高	銘柄	取引相手	未実現損益額/(損) (米ドル)
(4,059)	International Game Technology Plc	Goldman Sachs	(2,077)	11,712	Invacare Corp	Goldman Sachs	(3,279)	2,129	iRadimed Corp	HSBC	(405)
12,456	International Game Technology Plc	HSBC	69,873	12,980	Invacare Corp	HSBC	130	6,682	iRadimed Corp	Morgan Stanley	(2,138)
41,482	International Game Technology Plc	Morgan Stanley	(3,087)	4,531	Invacare Corp	Morgan Stanley	(45)	(309)	iRhythm Technologies Inc	Bank of America	(396)
27,834	International Money Express Inc	Goldman Sachs	32,566	22,994	Invesco Ltd	Barclays Bank	35,181	(2,802)	iRhythm Technologies Inc	Barclays Bank	(2,746)
23,436	International Money Express Inc	Morgan Stanley	17,108	79,825	Invesco Ltd	Morgan Stanley	122,132	(1,387)	iRhythm Technologies Inc	Goldman Sachs	(1,775)
(14,653)	International Paper Co	Bank of America	12,143	(15,000)	Invesco Mortgage Capital Inc (REIT)	Bank of America	1,923	(1,731)	iRhythm Technologies Inc	Morgan Stanley	(1,696)
(4,564)	International Paper Co	Barclays Bank	5,933	(62,815)	Invesco Mortgage Capital Inc (REIT)	Goldman Sachs	4,406	(434)	Iridium Communications Inc	Bank of America	(586)
(4,056)	International Paper Co	Goldman Sachs	4,056	4,312	Investar Holding Corp	Bank of America	172	(6,506)	Iridium Communications Inc	Merrill Lynch	(5,725)
(3,227)	International Paper Co	Morgan Stanley	3,627	10,705	Investar Holding Corp	Barclays Bank	(1,499)	(802)	Iridium Communications Inc	Goldman Sachs	(1,083)
(8,529)	International Seaways Inc	Barclays Bank	7,676	10,254	Investar Holding Corp	Goldman Sachs	410	(13,740)	Iridium Communications Inc	Morgan Stanley	(12,091)
(15,548)	International Seaways Inc	Goldman Sachs	(2,488)	29,732	Investar Holding Corp	HSBC	21,407	1,381	iRobot Corp	Bank of America	1,270
(8,150)	International Seaways Inc	HSBC	1,875	12,707	Investar Holding Corp	Morgan Stanley	(1,779)	7,955	iRobot Corp	Merrill Lynch	33,729
(1,641)	Interpublic Group of Cos Inc	Bank of America	(1,021)	108,035	Investors Bancorp Inc	Bank of America	(28,089)	3,727	iRobot Corp	Goldman Sachs	2,601
(17,875)	Interpublic Group of Cos Inc	Barclays Bank	(2,463)	17,659	Investors Bancorp Inc	Merrill Lynch	706	5,035	iRobot Corp	HSBC	7,452
(12,797)	Interpublic Group of Cos Inc	Goldman Sachs	(12,292)	27,330	Investors Bancorp Inc	Goldman Sachs	(7,106)	1,101	iRobot Corp	Morgan Stanley	4,668
(11,370)	Interpublic Group of Cos Inc	Morgan Stanley	(3,648)	74,329	Investors Bancorp Inc	HSBC	18,582	939	Iron Mountain Inc (REIT)	Bank of America	(9)
21,134	Interpublic Group of Cos Inc	Morgan Stanley	7,608	1,187	Investors Title Co	Bank of America	(6,896)	7,054	Iron Mountain Inc (REIT)	Merrill Lynch	(652)
21,788	Intersect ENT Inc	Barclays Bank	(9,805)	863	Investors Title Co	Barclays Bank	(1,001)	4,656	Iron Mountain Inc (REIT)	Morgan Stanley	(698)
13,264	Intersect ENT Inc	Morgan Stanley	(9,969)	4,942	Investors Title Co	Goldman Sachs	(28,713)	(14,065)	Ironwood Pharmaceuticals Inc	Goldman Sachs	373
(11,764)	Intevac Inc	Bank of America	(13,999)	1,483	Investors Title Co	HSBC	(11,375)	(7,152)	iTeos Therapeutics Inc	Goldman Sachs	31,469
(30,794)	Intevac Inc	Goldman Sachs	(36,645)	933	Investors Title Co	Morgan Stanley	(1,082)	(44,244)	Iteris Inc	Bank of America	11,061
(900)	Intevac Inc	HSBC	(1,089)	1,178	Invitae Corp	Bank of America	1,732	(9,336)	Iteris Inc	Merrill Lynch	2,334
(449)	Intra-Cellular Therapies Inc	Bank of America	50	8,824	Invitae Corp	Barclays Bank	4,765	(17,355)	Iteris Inc	Goldman Sachs	(5,554)
(3,114)	Intra-Cellular Therapies Inc	Merrill Lynch	(10,712)	(3,915)	Invitae Corp	Goldman Sachs	(5,755)	8,904	Itron Inc	Bank of America	54,849
(664)	Intra-Cellular Therapies Inc	Morgan Stanley	210	4,240	Invitae Corp	Goldman Sachs	6,233	5,195	Itron Inc	Barclays Bank	18,032
(808)	Intrepid Potash Inc	Bank of America	(1,624)	2,594	Invitation Homes Inc (REIT)	Bank of America	2,853	1,828	Itron Inc	Goldman Sachs	6,875
(10,158)	Intrepid Potash Inc	Barclays Bank	(17,472)	22,078	Invitation Homes Inc (REIT)	Merrill Lynch	4,857	1,002	Itron Inc	HSBC	10,271
(1,431)	Intrepid Potash Inc	Goldman Sachs	(2,876)	41,490	Invitation Homes Inc (REIT)	Goldman Sachs	45,639	3,741	Itron Inc	Morgan Stanley	13,554
(1,624)	Intrepid Potash Inc	HSBC	(1,153)	40,863	Invitation Homes Inc (REIT)	HSBC	44,950	5,701	ITT Inc	Bank of America	815
(28,802)	IntriCon Corp	Goldman Sachs	51,556	73,501	Invitation Homes Inc (REIT)	Morgan Stanley	16,170	(2,386)	ITT Inc	Merrill Lynch	5,082
(4,660)	IntriCon Corp	HSBC	(5,592)	(2,612)	Ionis Pharmaceuticals Inc	Bank of America	423	13,520	ITT Inc	Barclays Bank	6,010
(9,706)	IntriCon Corp	Morgan Stanley	25,041	(2,937)	Ionis Pharmaceuticals Inc	Barclays Bank	(5,795)	(649)	ITT Inc	Barclays Bank	(545)
2,715	Intuit Inc	Bank of America	53,404	(3,265)	Ionis Pharmaceuticals Inc	Goldman Sachs	(5,559)	2,704	ITT Inc	Goldman Sachs	3,550
1,089	Intuit Inc	Barclays Bank	(1,437)	(4,853)	Ionis Pharmaceuticals Inc	Morgan Stanley	(3,324)	3,892	ITT Inc	Morgan Stanley	1,757
1,151	Intuit Inc	Goldman Sachs	22,640	(4,383)	Ionance Biotechnologies Inc	Goldman Sachs	34,713	(11,726)	ITT Inc	Morgan Stanley	(9,850)
338	Intuit Inc	HSBC	15,734	(12,545)	Ionance Biotechnologies Inc	Morgan Stanley	(10,036)	(29,110)	IVERIC bio Inc	Bank of America	(2,329)
8,264	Intuit Inc	Morgan Stanley	(9,878)	(3,255)	IPG Photonics Corp	Bank of America	(41,892)	(32,795)	IVERIC bio Inc	Goldman Sachs	(2,063)
(1,761)	Intuitive Surgical Inc	Bank of America	(44,669)	(3,502)	IPG Photonics Corp	Barclays Bank	(6,023)	4,531	J & J Snack Foods Corp	Bank of America	28,772
(1,660)	Intuitive Surgical Inc	Barclays Bank	(12,052)	2,721	IPG Photonics Corp	Barclays Bank	4,680	4,102	J & J Snack Foods Corp	Merrill Lynch	12,675
(282)	Intuitive Surgical Inc	HSBC	(2,084)	(384)	IPG Photonics Corp	Goldman Sachs	(4,942)	506	J & J Snack Foods Corp	HSBC	4,468
(2,161)	Intuitive Surgical Inc	Morgan Stanley	(15,689)	(1,753)	IPG Photonics Corp	HSBC	(38,145)	5,188	J & J Snack Foods Corp	Morgan Stanley	16,031
15,475	Invacare Corp	Bank of America	(4,333)	(2,055)	IPG Photonics Corp	Morgan Stanley	(3,535)	6,659	J M Smucker Co	Bank of America	(1,465)
8,829	Invacare Corp	Barclays Bank	(88)	204	IPG Photonics Corp	Merrill Lynch	351	8,481	J M Smucker Co	Merrill Lynch	(19,676)
				(3,121)	IQVIA Holdings Inc	Barclays Bank	7,553				
				(2,924)	IQVIA Holdings Inc	HSBC	(25,351)				
				(3,696)	IQVIA Holdings Inc	Morgan Stanley	8,945				
				8,225	iRadimed Corp	Bank of America	(9,212)				
				6,382	iRadimed Corp	Merrill Lynch	(2,042)				
				4,019	iRadimed Corp	Goldman Sachs	(4,501)				

ブラックロック・ストラテジック・ファンズ ブラックロック・アメリカズ・ダイバーシファイド・エクイティ・アブソルート・リターン・ファンド

保有高	銘柄	取引相手	未実現損益/(損) (米ドル)	保有高	銘柄	取引相手	未実現損益/(損) (米ドル)	保有高	銘柄	取引相手	未実現損益/(損) (米ドル)
2,702	J M Smucker Co	HSBC	(14,050)	9,070	Jefferies Financial Group Inc	HSBC	(10,612)	1,252	Johnson Outdoors Inc 'A'	Bank of America Merrill Lynch	(23,062)
7,895	J M Smucker Co	Morgan Stanley	(18,316)					2,495	Johnson Outdoors Inc 'A'	Barclays Bank	(7,759)
827	J2 Global Inc	Bank of America Merrill Lynch	(546)	15,056	Jefferies Financial Group Inc	Morgan Stanley	(1,957)	1,116	Johnson Outdoors Inc 'A'	Goldman Sachs	(20,557)
1,164	J2 Global Inc	Barclays Bank	(3,573)	6,836	JELD-WEN Holding Inc	Bank of America Merrill Lynch	(2,460)	7,797	Johnson Outdoors Inc 'A'	HSBC	(87,872)
1,143	J2 Global Inc	Goldman Sachs	(754)	16,321	JELD-WEN Holding Inc	Barclays Bank	8,813	962	Johnson Outdoors Inc 'A'	Morgan Stanley	(2,992)
(388)	J2 Global Inc	HSBC	(1,870)	22,920	JELD-WEN Holding Inc	Goldman Sachs	(3,719)				
(6,463)	J2 Global Inc	Morgan Stanley	19,841	11,866	JELD-WEN Holding Inc	HSBC	(15,489)				
9,137	J2 Global Inc	Morgan Stanley	(28,051)	1,567	JELD-WEN Holding Inc	Morgan Stanley	846				
12,999	Jabil Inc	Barclays Bank	14,299	6,918	JetBlue Airways Corp	Bank of America Merrill Lynch	4,670	(3,453)	Joint Corp	Barclays Bank	(44,578)
954	Jabil Inc	HSBC	3,215	3,139	JetBlue Airways Corp	Barclays Bank	7	(4,496)	Joint Corp	Morgan Stanley	(53,523)
14,200	Jabil Inc	Morgan Stanley	15,620	5,114	JetBlue Airways Corp	Goldman Sachs	1,798	(1,417)	Jones Lang LaSalle Inc	Goldman Sachs	2,813
847	Jack Henry & Associates Inc	Barclays Bank	(2,253)	1,981	JetBlue Airways Corp	HSBC	(143)	(212)	Jones Lang LaSalle Inc	HSBC	1,545
(461)	Jack Henry & Associates Inc	Barclays Bank	1,226	1,163	JetBlue Airways Corp	Morgan Stanley	(134)	(3,848)	Jones Lang LaSalle Inc	Morgan Stanley	26,166
3,268	Jack Henry & Associates Inc	HSBC	(15,392)	1,674	JFrog Ltd	Goldman Sachs	8,537	(12,987)	Jounce Therapeutics Inc	Goldman Sachs	(3,377)
(2,934)	Jack Henry & Associates Inc	HSBC	13,819	(3,128)	JOANN Inc	Bank of America Merrill Lynch	(4,348)	(7,468)	JPMorgan Chase & Co	Bank of America Merrill Lynch	3,211
1,696	Jack in the Box Inc	Barclays Bank	(3,138)	(1,927)	JOANN Inc	Barclays Bank	(501)	(2,860)	JPMorgan Chase & Co	Barclays Bank	(2,002)
3,433	Jack in the Box Inc	Goldman Sachs	(8,651)	(1,239)	JOANN Inc	Morgan Stanley	(322)	(752)	JPMorgan Chase & Co	HSBC	(2,271)
(3,401)	Jacobs Engineering Group Inc	Goldman Sachs	(10,135)	7,203	John B Sanfilippo & Son Inc	Bank of America Merrill Lynch	17,863	(17,417)	JPMorgan Chase & Co	Morgan Stanley	(12,192)
(153)	Jacobs Engineering Group Inc	HSBC	43	1,381	John B Sanfilippo & Son Inc	Barclays Bank	1,989	(15,144)	Juniper Networks Inc	Bank of America Merrill Lynch	4,187
(19,601)	Jacobs Engineering Group Inc	Morgan Stanley	(47,630)	6,773	John B Sanfilippo & Son Inc	Goldman Sachs	16,797	(74,804)	Juniper Networks Inc	Barclays Bank	38,150
(10,766)	James River Group Holdings Ltd	HSBC	861	211	John B Sanfilippo & Son Inc	HSBC	452	(42,739)	Juniper Networks Inc	Goldman Sachs	8,120
(24,662)	James River Group Holdings Ltd	Morgan Stanley	(46,118)	6,749	John B Sanfilippo & Son Inc	Morgan Stanley	9,719	(15,305)	Juniper Networks Inc	HSBC	(836)
(630)	Jamf Holding Corp	Bank of America Merrill Lynch	(3,629)	6,400	John Bean Technologies Corp	Bank of America Merrill Lynch	21,888	(14,267)	Juniper Networks Inc	Morgan Stanley	6,230
(16,444)	Jamf Holding Corp	Barclays Bank	(53,772)	2,065	John Bean Technologies Corp	Goldman Sachs	7,062	(151)	Kadant Inc	Goldman Sachs	720
(3,875)	Jamf Holding Corp	Goldman Sachs	(22,320)	7,394	John Bean Technologies Corp	HSBC	26,101	(3,463)	Kadant Inc	HSBC	48,378
(1,133)	Jamf Holding Corp	HSBC	(4,305)	7,164	John Bean Technologies Corp	Morgan Stanley	65,479	(12,929)	Kadant Inc	Morgan Stanley	3,103
(3,408)	Jamf Holding Corp	Morgan Stanley	(8,254)	(2,013)	John Wiley & Sons Inc 'A'	Bank of America Merrill Lynch	(880)	(8,266)	Kadmon Holdings Inc	Bank of America Merrill Lynch	(1,571)
(1,679)	Jazz Pharmaceuticals Plc	Bank of America Merrill Lynch	(915)	(5,282)	John Wiley & Sons Inc 'A'	Barclays Bank	213	(10,406)	Kadmon Holdings Inc	Goldman Sachs	(1,977)
(407)	Jazz Pharmaceuticals Plc	Barclays Bank	338	407	John Wiley & Sons Inc 'A'	Goldman Sachs	537	(4,360)	Kadmon Holdings Inc	HSBC	(1,003)
(634)	Jazz Pharmaceuticals Plc	HSBC	(1,287)	(1,505)	John Wiley & Sons Inc 'A'	Goldman Sachs	(1,521)	(25,532)	Kadmon Holdings Inc	Morgan Stanley	(2,298)
(8,274)	Jazz Pharmaceuticals Plc	Morgan Stanley	6,867	(8,925)	John Wiley & Sons Inc 'A'	HSBC	(13,685)	1,510	Kaiser Aluminum Corp	Bank of America Merrill Lynch	(5,844)
(6,253)	JB Hunt Transport Services Inc	Bank of America Merrill Lynch	10,025	3,917	John Wiley & Sons Inc 'A'	Morgan Stanley	(705)	371	Kaiser Aluminum Corp	Merrill Lynch	1,554
(6,958)	JB Hunt Transport Services Inc	Barclays Bank	(1,272)	(6,092)	John Wiley & Sons Inc 'A'	Morgan Stanley	1,097	1,066	Kaiser Aluminum Corp	Barclays Bank	4,125)
(8,433)	JB Hunt Transport Services Inc	Goldman Sachs	27,765	4,281	Johnson & Johnson	Bank of America Merrill Lynch	(1,435)	281	Kaiser Aluminum Corp	HSBC	(1,347)
(3,463)	JB Hunt Transport Services Inc	HSBC	30,924	7,562	Johnson & Johnson	Barclays Bank	(9,831)	332	Kaiser Aluminum Corp	Morgan Stanley	1,391
(6,114)	JB Hunt Transport Services Inc	Morgan Stanley	(2,752)	1,106	Johnson & Johnson	Goldman Sachs	(1,261)	20,634	Kala Pharmaceuticals Inc	Bank of America Merrill Lynch	5,778
6,248	JBG SMITH Properties (REIT)	Barclays Bank	973	2,089	Johnson & Johnson	HSBC	(2,131)	26,394	Kala Pharmaceuticals Inc	Barclays Bank	14,517
(11,974)	JBG SMITH Properties (REIT)	Barclays Bank	2,634	14,546	Johnson & Johnson	Morgan Stanley	(12,604)	26,102	Kala Pharmaceuticals Inc	Goldman Sachs	7,309
778	JBG SMITH Properties (REIT)	Morgan Stanley	303	(3,999)	Johnson Controls International Plc	Barclays Bank	(2,460)	3,958	Kala Pharmaceuticals Inc	HSBC	1,544
(3,798)	JBG SMITH Properties (REIT)	Morgan Stanley	836	(1,184)	Johnson Controls International Plc	Goldman Sachs	(520)	(4,454)	Kaleido Biosciences Inc	Barclays Bank	(34)
22,857	Jefferies Financial Group Inc	Bank of America Merrill Lynch	(2,743)	(1,297)	Johnson Controls International Plc	HSBC	(58)		KalVista Pharmaceuticals Inc	Bank of America Merrill Lynch	(777)
97,928	Jefferies Financial Group Inc	Barclays Bank	(12,731)	(78,728)	Johnson Controls International Plc	Morgan Stanley	(141,710)		KalVista Pharmaceuticals Inc	Merrill Lynch	(4,242)
								(9,900)	KalVista Pharmaceuticals Inc	Goldman Sachs	(2,178)
								(5,033)	Kaman Corp	Bank of America Merrill Lynch	(151)
								(2,086)	Kaman Corp	Barclays Bank	(3,797)
								(3,890)	Kaman Corp	Goldman Sachs	(117)
								(9,041)	Kaman Corp	HSBC	6,871
								(38,053)	Kaman Corp	Morgan Stanley	(69,256)

ブラックロック・ストラテジック・ファンズ ブラックロック・アメリカズ・ダイバーシファイド・エクイティ・アブソルート・リターン・ファンド

保有高	銘柄	取引相手	未実現評価増益/(損) (米ドル)	保有高	銘柄	取引相手	未実現評価増益/(損) (米ドル)	保有高	銘柄	取引相手	未実現評価増益/(損) (米ドル)
(946)	Kansas City Southern	Barclays Bank	(4,588)	(16,439)	Kennametal Inc	Morgan Stanley	20,384	(5,405)	Kimberly-Clark Corp	Barclays Bank	8,053
(2,103)	Kansas City Southern	Goldman Sachs	(1,346)	27,503	Kennedy-Wilson	Barclays Bank	(3,025)	(19,043)	Kimberly-Clark Corp	Goldman Sachs	57,129
(3,237)	Kansas City Southern	Morgan Stanley	(15,699)		Holdings Inc			(10,386)	Kimberly-Clark Corp	HSBC	63,450
11,206	KAR Auction Services Inc	Barclays Bank	(13,335)	98,232	Kennedy-Wilson	Goldman Sachs	13,826	(23,848)	Kimberly-Clark Corp	Morgan Stanley	35,758
					Holdings Inc			(6,678)	Kimco Realty Corp (REIT)	Barclays Bank	(4,541)
12,010	KAR Auction Services Inc	Goldman Sachs	(4,083)	47,199	Kennedy-Wilson	HSBC	(7,552)	1,389	Kimco Realty Corp (REIT)	Barclays Bank	9
14,276	KAR Auction Services Inc	Morgan Stanley	(16,988)	49,020	Kennedy-Wilson	Morgan Stanley	(5,247)	51,537	Kinder Morgan Inc	Bank of America Merrill Lynch	(23,707)
722	Karat Packaging Inc	Bank of America Merrill Lynch	1,177	(2,736)	Keros Therapeutics Inc	Bank of America Merrill Lynch	(9,959)	24,391	Kinder Morgan Inc	Barclays Bank	(11,952)
8,410	Karat Packaging Inc	Barclays Bank	8,141	(1,072)	Keros Therapeutics Inc	Barclays Bank	(4,384)	64,240	Kinder Morgan Inc	Goldman Sachs	(29,550)
3,500	Karat Packaging Inc	Goldman Sachs	4,459	(5,862)	Keros Therapeutics Inc	Goldman Sachs	(19,690)	(1,576)	Kinder Morgan Inc	Goldman Sachs	(5)
569	Karat Packaging Inc	HSBC	385	(16,659)	Keurig Dr Pepper Inc	Bank of America Merrill Lynch	(16,492)	22,829	Kinder Morgan Inc	HSBC	2,055
5,625	Karat Packaging Inc	Morgan Stanley	1,527	(36,199)	Keurig Dr Pepper Inc	Barclays Bank	(3,620)	(46,762)	Kinder Morgan Inc	HSBC	(4,209)
(1,412)	Karuna Therapeutics Inc	Barclays Bank	10,527	(6,231)	Keurig Dr Pepper Inc	Goldman Sachs	(6,169)	28,137	Kinder Morgan Inc	Morgan Stanley	(13,787)
(1,664)	Karuna Therapeutics Inc	Goldman Sachs	459	(1,842)	Keurig Dr Pepper Inc	HSBC	(1,068)	(10,349)	Kinder Morgan Inc	Morgan Stanley	4,472
(1,477)	Karuna Therapeutics Inc	Morgan Stanley	13,088	(4,994)	Keurig Dr Pepper Inc	Morgan Stanley	(499)	(18,075)	Kindred Biosciences Inc	Goldman Sachs	(1,265)
				518	Key Energy Services Inc	Bank of America Merrill Lynch	865	10,050	Kimksa Pharmaceuticals Ltd 'A'	Barclays Bank	(905)
21,103	Karyopharm Therapeutics Inc	Bank of America Merrill Lynch	3,799	14,799	Key Tronic Corp	Bank of America Merrill Lynch	(2,664)	3,271	Kimksa Pharmaceuticals Ltd 'A'	Goldman Sachs	(622)
30,674	Karyopharm Therapeutics Inc	Barclays Bank	307	(22,485)	KeyCorp	Bank of America Merrill Lynch	10,793	(5,458)	Kinsale Capital Group Inc	Bank of America Merrill Lynch	(39,680)
44,863	Karyopharm Therapeutics Inc	Goldman Sachs	6,194	(63,070)	KeyCorp	Barclays Bank	—	(1,091)	Kinsale Capital Group Inc	Barclays Bank	(2,782)
16,848	Karyopharm Therapeutics Inc	HSBC	18,364	(42,728)	KeyCorp	Goldman Sachs	20,509	10,542	Kinsale Capital Group Inc	Barclays Bank	26,882
15,581	Karyopharm Therapeutics Inc	Morgan Stanley	156	(35,894)	KeyCorp	HSBC	(2,872)	(2,309)	Kinsale Capital Group Inc	Goldman Sachs	(15,068)
3,775	KB Home	Bank of America Merrill Lynch	3,435	(43,064)	KeyCorp	Morgan Stanley	—	92	Kinsale Capital Group Inc	Goldman Sachs	669
13,953	KB Home	Barclays Bank	45,068	(993)	Keysight Technologies Inc	Barclays Bank	(1,536)	(291)	Kinsale Capital Group Inc	HSBC	(1,699)
24,880	KB Home	Goldman Sachs	22,225	(6,967)	Keysight Technologies Inc	Goldman Sachs	(12,106)	(774)	Kinsale Capital Group Inc	Morgan Stanley	(1,895)
2,145	KB Home	HSBC	(8,987)	(1,162)	Keysight Technologies Inc	Morgan Stanley	(1,836)	1,739	Kinsale Capital Group Inc	Morgan Stanley	4,434
36,474	KB Home (432)	Morgan Stanley	117,811	9,669	Kezar Life Sciences Inc	Bank of America Merrill Lynch	2,321	(9,566)	Kirby Corp	Barclays Bank	1,146
		Bank of America Merrill Lynch	61	18,006	Kezar Life Sciences Inc	Barclays Bank	2,161	(3,108)	Kirby Corp	Goldman Sachs	44,291
(7,507)	KBR Inc	Barclays Bank	2,477	4,209	Kezar Life Sciences Inc	Goldman Sachs	1,010	(10,498)	Kirby Corp	HSBC	5,781
(8,179)	KBR Inc	Barclays Bank	2,477	7,981	Kezar Life Sciences Inc	HSBC	3,991	(10,498)	Kirkland's Inc	Morgan Stanley	15,117
5,742	KBR Inc	Goldman Sachs	5,556	1,814	Kezar Life Sciences Inc	Morgan Stanley	218	(6,639)	Kirkland's Inc	Barclays Bank	11,950
(3,193)	KBR Inc	Goldman Sachs	(9,130)	10,640	Kforce Inc	Barclays Bank	22,450	14,619	Kite Realty Group Trust (REIT)	Morgan Stanley	—
(26,249)	KBR Inc	HSBC	575	8,074	Kforce Inc	Goldman Sachs	18,005	(3,512)	KKR & Co Inc	HSBC	4,917
(20,026)	Kearny Financial Corp	Morgan Stanley	8,662	23,612	Kforce Inc	HSBC	83,350	(11,144)	KKR & Co Inc	Morgan Stanley	(4,123)
		Bank of America Merrill Lynch	6,969	10,455	Kforce Inc	Morgan Stanley	22,060	26,826	KKR Real Estate Finance Trust Inc (REIT)	Bank of America Merrill Lynch	21,729
(148,133)	Kearny Financial Corp	Barclays Bank	(7,407)	1,622	Kilroy Realty Corp (REIT)	Bank of America Merrill Lynch	5,855	24,782	KKR Real Estate Finance Trust Inc (REIT)	Barclays Bank	8,922
(128,208)	Kearny Financial Corp	Goldman Sachs	47,269	16,393	Kilroy Realty Corp (REIT)	HSBC	45,736	11,580	KKR Real Estate Finance Trust Inc (REIT)	Goldman Sachs	9,380
(7,614)	Kearny Financial Corp	Morgan Stanley	(209)	26,041	Kilroy Realty Corp (REIT)	Morgan Stanley	(20,312)	15,174	KKR Real Estate Finance Trust Inc (REIT)	HSBC	3,794
28,710	Kellogg Co	Bank of America Merrill Lynch	(23,829)	(16,861)	Kimball Electronics Inc	Bank of America Merrill Lynch	(2,529)	32,147	KKR Real Estate Finance Trust Inc (REIT)	Morgan Stanley	11,573
20,462	Kellogg Co	Barclays Bank	(12,482)	(2,195)	Kimball Electronics Inc	Barclays Bank	(329)	922	KLA Corp	Bank of America Merrill Lynch	17,675
22,946	Kellogg Co	Goldman Sachs	(19,045)	(17,544)	Kimball Electronics Inc	Goldman Sachs	(2,632)	(110)	KLA Corp	Bank of America Merrill Lynch	(10)
9,792	Kellogg Co	HSBC	(26,634)		Kimball Electronics Inc			319	KLA Corp	Barclays Bank	(211)
41,491	Kellogg Co	Morgan Stanley	(25,309)		Kimball Electronics Inc			(82)	KLA Corp	Barclays Bank	20
3,697	Kelly Services Inc 'A'	Bank of America Merrill Lynch	776	(6,722)	Kimball Electronics Inc	Morgan Stanley	(929)	742	KLA Corp	Morgan Stanley	(490)
46,296	Kelly Services Inc 'A'	Barclays Bank	17,130	21,560	Kimball International Inc 'B'	Bank of America Merrill Lynch	4,959				
24,298	Kelly Services Inc 'A'	Goldman Sachs	5,103	31,085	Kimball International Inc 'B'	Barclays Bank	(10,880)				
1,579	Kemper Corp	Bank of America Merrill Lynch	(765)	81,333	Kimball International Inc 'B'	Goldman Sachs	18,707				
5,567	Kemper Corp	Barclays Bank	819	(248)	Kimberly-Clark Corp	Bank of America Merrill Lynch	744				
1,578	Kemper Corp	Goldman Sachs	(4,024)								
487	Kemper Corp	HSBC	(1,578)								
3,541	Kemper Corp	Morgan Stanley	(226)								

ブラックロック・ストラテジック・ファンズ ブラックロック・アメリカズ・ダイバーシファイド・エクイティ・アブソルート・リターン・ファンド

保有高	銘柄	取引相手	未実現評価増/減 (米ドル)	保有高	銘柄	取引相手	未実現評価増/減 (米ドル)	保有高	銘柄	取引相手	未実現評価増/減 (米ドル)
(9,098)	KLX Energy Services Holdings Inc	Bank of America Merrill Lynch	1,729	(28,619)	Kroger Co	Bank of America Merrill Lynch	11,734	(18,426)	Ladder Capital Corp (REIT)	HSBC	(2,395)
6,145	Knights-Riordan Transportation Holdings Inc	Barclays Bank	(4,424)	(27,512)	Kroger Co	Barclays Bank	(10,455)	(23,084)	Ladder Capital Corp (REIT)	Morgan Stanley	(3,924)
12,988	Knights-Riordan Transportation Holdings Inc	Goldman Sachs	(15,066)	(20,992)	Kroger Co	Morgan Stanley	(7,977)	(4,307)	Laird Superfood Inc	Barclays Bank	3,101
8,296	Knights-Riordan Transportation Holdings Inc	Morgan Stanley	(5,973)	5,000	Kronos	Bank of America	(5,550)	4,015	Lakeland Bancorp Inc	Bank of America	—
(9,573)	Knoll Inc	HSBC	(9,094)	31,860	Kronos	Merrill Lynch		67,962	Lakeland Bancorp Inc	Barclays Bank	13,592
(19,391)	Knoll Inc	Morgan Stanley	(11,635)	25,755	Kronos	Goldman Sachs	(28,588)	66,810	Lakeland Bancorp Inc	Goldman Sachs	—
9,697	Knowles Corp	Bank of America Merrill Lynch	5,333	54,214	Kronos	HSBC	(56,925)	47,061	Lakeland Bancorp Inc	HSBC	24,472
128,086	Knowles Corp	Barclays Bank	32,022	69,454	Kronos	Morgan Stanley	(52,091)	109,647	Lakeland Bancorp Inc	Morgan Stanley	21,929
29,074	Knowles Corp	Goldman Sachs	15,991	(259)	Krystral Biotech Inc	Bank of America Merrill Lynch	427	4,861	Lakeland	Bank of America	(5,347)
27,409	Knowles Corp	HSBC	22,749	(2,632)	Krystral Biotech Inc	Barclays Bank	1,237	15,113	Lakeland	Merrill Lynch	(2,871)
47,130	Knowles Corp	Morgan Stanley	11,783	(4,743)	Krystral Biotech Inc	Goldman Sachs	7,826	14,381	Lakeland	Morgan Stanley	(2,732)
(3,171)	Kodiak Sciences Inc	Bank of America Merrill Lynch	3,108	(3,959)	Krystral Biotech Inc	Morgan Stanley	1,861	(5,542)	Lakeland	Barclays Bank	493
(2,896)	Kodiak Sciences Inc	Barclays Bank	(6,428)	(927)	Kura Oncology Inc	Goldman Sachs	2,494	3,033	Lamar Research Corp	Barclays Bank	46,132
(1,927)	Kodiak Sciences Inc	Goldman Sachs	1,888	(11,956)	Kura Oncology Inc	Morgan Stanley	2,272	1,048	Lam Research Corp	HSBC	66,443
(681)	Kodiak Sciences Inc	HSBC	3,262	(3,058)	Kura SUSHI USA Inc 'A'	Bank of America Merrill Lynch	(22,874)	3,124	Lam Research Corp	Morgan Stanley	47,516
(3,678)	Kodiak Sciences Inc	Morgan Stanley	(7,731)	(7,287)	Kura SUSHI USA Inc 'A'	Barclays Bank	(10,931)	1,056	Lamar Advertising Co 'A' (REIT)	Goldman Sachs	2,270
2,764	Kohl's Corp	Bank of America Merrill Lynch	(722)	5,357	KVH Industries Inc	Bank of America Merrill Lynch	(214)	2,217	Lamar Advertising Co 'A' (REIT)	HSBC	2,062
1,391	Kohl's Corp	Barclays Bank	(264)	30,118	KVH Industries Inc	Barclays Bank	(1,506)	1,344	Lamar Advertising Co 'A' (REIT)	Morgan Stanley	1,129
16,555	Kohl's Corp	HSBC	(50,576)	13,245	KVH Industries Inc	Morgan Stanley	(662)	(1,436)	Lamb Weston Holdings Inc	Bank of America	(3,535)
16,807	Kohl's Corp	Morgan Stanley	(3,193)	(2,412)	Kymera	Bank of America	(21,342)	1,721	Lamb Weston Holdings Inc	Merrill Lynch	3,545
(557)	Kontoor Brands Inc	Bank of America Merrill Lynch	919	(873)	Kymera	Goldman Sachs	(3,845)	657	Lamb Weston Holdings Inc	Barclays Bank	3,160
(259)	Kontoor Brands Inc	Barclays Bank	(34)	(2,276)	Kymera	Morgan Stanley	(6,167)	3,887	Lamb Weston Holdings Inc	Goldman Sachs	3,160
(270)	Kontoor Brands Inc	Goldman Sachs	446	Therapeutics Inc	Merrill Lynch			3,887	Lamb Weston Holdings Inc	HSBC	13,954
(554)	Kontoor Brands Inc	Morgan Stanley	(72)	8,413	L B Foster Co 'A'	Bank of America Merrill Lynch	(1,628)	(3,588)	Lamb Weston Holdings Inc	HSBC	(12,881)
(28,747)	Kopin Corp	Bank of America Merrill Lynch	(32,620)	14,739	L B Foster Co 'A'	Barclays Bank	(252)	(5,421)	Lamb Weston Holdings Inc	Morgan Stanley	(11,137)
(2,768)	Kopin Corp	Goldman Sachs	(3,764)	6,384	L B Foster Co 'A'	Goldman Sachs	(1,032)	(3,960)	Lancaster Colony Corp	Barclays Bank	(1,861)
(3,084)	Koppers Holdings Inc	Bank of America Merrill Lynch	1,449	11,886	L B Foster Co 'A'	HSBC	7,852	35,603	Landec Corp	Bank of America	(14,953)
(3,704)	Koppers Holdings Inc	Barclays Bank	(3,445)	704	L Brands Inc	Morgan Stanley	(357)	12,620	Landec Corp	Merrill Lynch	757
(7,480)	Koppers Holdings Inc	Goldman Sachs	3,516	11,324	L Brands Inc	Barclays Bank	41,446	60,758	Landec Corp	Barclays Bank	(25,518)
(13,730)	Koppers Holdings Inc	Morgan Stanley	(12,769)	(354)	L Brands Inc	Goldman Sachs	216	9,253	Landec Corp	Goldman Sachs	(463)
(2,366)	Korn Ferry	Bank of America Merrill Lynch	3,860	(1,405)	L3Harris Technologies Inc	Barclays Bank	(2,487)	(8,748)	Landmark	Bank of America	8,398
(2,626)	Korn Ferry	Barclays Bank	236	8,413	L3Harris Technologies Inc	Barclays Bank	911	(2,728)	Landmark	Merrill Lynch	1,610
(565)	Korn Ferry	Goldman Sachs	1,175	14,739	L3Harris Technologies Inc	Goldman Sachs	156	(2,210)	Landmark	Goldman Sachs	2,122
(3,440)	Korn Ferry	Morgan Stanley	310	6,384	L3Harris Technologies Inc	HSBC	(5,704)	10,965	Landos	Bank of America	(7,566)
(32,307)	Kosmos Energy Ltd	Bank of America Merrill Lynch	969	11,886	L3Harris Technologies Inc	Morgan Stanley	(3,956)	1,888	Landos	Merrill Lynch	680
(38,910)	Kosmos Energy Ltd	Barclays Bank	3,502	704	L Brands Inc	Merrill Lynch	(429)	6,777	Landos	Barclays Bank	680
(92,581)	Kosmos Energy Ltd	Goldman Sachs	2,777	11,324	L Brands Inc	Barclays Bank	41,446	2,889	Landos	Goldman Sachs	(4,660)
(30,574)	Kraft Heinz Co	Barclays Bank	28,187	(354)	L Brands Inc	Goldman Sachs	216	6,753	Landos	Goldman Sachs	(4,660)
(31,407)	Kraft Heinz Co	Goldman Sachs	6,595	(1,405)	L3Harris Technologies Inc	Barclays Bank	2,676	1,152	Landos	HSBC	472
(32,708)	Kraft Heinz Co	HSBC	983	3,764	La Jolla Pharmaceutical Co	HSBC	2,033	5,231	Landos	Morgan Stanley	1,883
(34,269)	Kraft Heinz Co	Morgan Stanley	29,597	9,238	La Jolla Pharmaceutical Co	Morgan Stanley	4,619	2,928	Lands' End Inc	Bank of America	5,622
(6,962)	Kraton Corp	Bank of America Merrill Lynch	11,418	(390)	Laboratory Corp of America Holdings	Barclays Bank	(1,252)			Merrill Lynch	
(486)	Kraton Corp	Barclays Bank	185	(2,235)	L3Harris Technologies Inc	Morgan Stanley	(3,956)				
(1,713)	Kraton Corp	Goldman Sachs	2,809	12,321	La Jolla Pharmaceutical Co	Bank of America Merrill Lynch	6,777				
(1,687)	Kratos Defense & Security Solutions Inc	Bank of America Merrill Lynch	(439)	5,352	La Jolla Pharmaceutical Co	Barclays Bank	2,676				
(7,406)	Kratos Defense & Security Solutions Inc	Barclays Bank	(3,999)	3,764	La Jolla Pharmaceutical Co	HSBC	2,033				
(4,957)	Kratos Defense & Security Solutions Inc	Goldman Sachs	(1,289)	9,238	La Jolla Pharmaceutical Co	Morgan Stanley	4,619				
(20,612)	Kratos Defense & Security Solutions Inc	Morgan Stanley	(11,130)	(390)	Laboratory Corp of America Holdings	Barclays Bank	(1,252)				
				(2,731)	Laboratory Corp of America Holdings	Goldman Sachs	(19,527)				

ブラックロック・ストラテジック・ファンズ ブラックロック・アメリカズ・ダイバーシファイド・エクイティ・アブソルート・リターン・ファンド

保有高	銘柄	取引相手	未実現評価増減(円) (米ドル)	保有高	銘柄	取引相手	未実現評価増減(円) (米ドル)	保有高	銘柄	取引相手	未実現評価増減(円) (米ドル)
4,332	Lands' End Inc	Barclays Bank	6,108	5,011	Lazydays	Barclays Bank	(3,007)	(586)	LENSAR Inc	Barclays Bank	(152)
3,477	Lands' End Inc	Goldman Sachs	6,676		Holdings Inc			(1,462)	LENSAR Inc	Goldman Sachs	(380)
2,508	Lands' End Inc	HSBC	8,427	2,343	Lazydays	Goldman Sachs	(820)	(7,457)	LENSAR Inc	HSBC	(8,203)
14,923	Lands' End Inc	Morgan Stanley	21,041		Holdings Inc			(10,755)	LENSAR Inc	Morgan Stanley	(2,796)
5,301	Landsea Homes Corp	Bank of America	(689)	1,708	Lazydays	HSBC	(1,196)	14,205	Leslie's Inc	Barclays Bank	11,790
		Merrill Lynch			Holdings Inc			2,922	Leslie's Inc	Goldman Sachs	6,691
16,490	Landsea Homes Corp	Barclays Bank	165	796	Lazydays	Morgan Stanley	(478)	11,255	Level One Bancorp Inc	Bank of America	3,939
5,729	Landsea Homes Corp	Goldman Sachs	(745)		Holdings Inc				Merrill Lynch		
16,031	Landsea Homes Corp	HSBC	(6,252)	1,114	LCI Industries	Bank of America	7,341	11,581	Level One Bancorp Inc	Barclays Bank	1,158
5,018	Landsea Homes Corp	Morgan Stanley	50			Merrill Lynch		2,835	Level One Bancorp Inc	Goldman Sachs	992
15,103	Landstar System Inc	Bank of America	(60,684)	4,053	LCI Industries	Barclays Bank	27,074	18,805	Level One Bancorp Inc	HSBC	3,009
		Merrill Lynch		5,763	LCI Industries	HSBC	110,246	15,239	Level One Bancorp Inc	Morgan Stanley	1,524
8,017	Landstar System Inc	Goldman Sachs	(25,958)	13,425	LCI Industries	Morgan Stanley	89,679	1,709	Levi Strauss & Co 'A'	Bank of America	(936)
1,198	Landstar System Inc	Morgan Stanley	2,791	(2,204)	LCNB Corp	Barclays Bank	1,168	6,237	Levi Strauss & Co 'A'	Merrill Lynch	
(19,676)	Lannett Co Inc	Barclays Bank	6,887	(5,399)	LCNB Corp	Goldman Sachs	1,890	8,734	Levi Strauss & Co 'A'	Barclays Bank	(3,707)
(11,742)	Lannett Co Inc	Morgan Stanley	4,110	(23,819)	LCNB Corp	HSBC	(3,096)	10,413	Levi Strauss & Co 'A'	Goldman Sachs	1,341
2,137	Lantern Pharma Inc	Bank of America	3,120	(2,101)	Lear Corp	Bank of America	(17,564)	(3,374)	Lexicon	Morgan Stanley	(3,661)
		Merrill Lynch		(1,192)	Lear Corp	Barclays Bank	(7,545)	(7,355)	Lexicon	Bank of America	(540)
3,761	Lantern Pharma Inc	Barclays Bank	1,617	(1,677)	Lear Corp	Goldman Sachs	(14,019)		Pharmaceuticals Inc	Merrill Lynch	
2,557	Lantern Pharma Inc	HSBC	2,803	(243)	Lear Corp	HSBC	(663)	(6,000)	Pharmaceuticals Inc	Barclays Bank	(1,618)
3,869	Lantern Pharma Inc	Morgan Stanley	1,664	(6,716)	Lear Corp	Morgan Stanley	(42,512)		Pharmaceuticals Inc		
(18,059)	Lantheus Holdings Inc	Bank of America	(58,511)	(5,957)	Lee Enterprises Inc	Goldman Sachs	(11,557)		Pharmaceuticals Inc	Morgan Stanley	(1,320)
		Merrill Lynch		(6,308)	Legacy Housing Corp	Bank of America	189	(163)	Pharmaceuticals Inc		
(4,090)	Lantheus Holdings Inc	Barclays Bank	(12,270)	(7,441)	Legacy Housing Corp	Barclays Bank	(1,265)	(2,428)	Lexington Realty	Bank of America	(52)
(40,175)	Lantheus Holdings Inc	Morgan Stanley	(120,525)	(4,067)	Legacy Housing Corp	Goldman Sachs	122		Trust (REIT)	Merrill Lynch	
(1,741)	Laredo Petroleum Inc	Bank of America	(2,899)	(6,737)	Leggett & Platt Inc	Bank of America	6,670	(57,169)	Lexington Realty	Barclays Bank	(583)
		Merrill Lynch		(13,038)	Leggett & Platt Inc	Barclays Bank	(6,910)	(258,347)	Lexington Realty	Morgan Stanley	(62,003)
(762)	Laredo Petroleum Inc	Barclays Bank	(2,652)	(8,371)	Leggett & Platt Inc	Barclays Bank	3,906	668	LGI Homes Inc	Bank of America	5,582
(3,126)	Laredo Petroleum Inc	Goldman Sachs	(7,766)	(11,197)	Leggett & Platt Inc	Goldman Sachs	11,085	1,073	LGI Homes Inc	Merrill Lynch	
(800)	Laredo Petroleum Inc	Morgan Stanley	(795)	6,448	Leggett & Platt Inc	Goldman Sachs	(2,024)	172	LGI Homes Inc	Goldman Sachs	5,054
5,044	Larimar	Bank of America	(26,985)	2,690	Leggett & Platt Inc	HSBC	77	3,154	LGI Homes Inc	HSBC	2,211
		Merrill Lynch		(2,363)	Leidos Holdings Inc	Bank of America	460	2,006	LGI Homes Inc	Morgan Stanley	42,327
1,764	Larimar	Barclays Bank	(11,995)	(6,784)	Leidos Holdings Inc	Barclays Bank	(592)	3,952	LHC Group Inc	Bank of America	18,315
		Goldman Sachs	(5,243)	(2,773)	Leidos Holdings Inc	Goldman Sachs	1,747	3,549	LHC Group Inc	Merrill Lynch	
980	Larimar	Morgan Stanley	(25,779)	(6,711)	Leidos Holdings Inc	HSBC	11,610	890	LHC Group Inc	Barclays Bank	(2,198)
		Bank of America	(6,575)	(16,426)	Leidos Holdings Inc	Morgan Stanley	3,407	3,645	LHC Group Inc	Goldman Sachs	27,056
3,791	Larimar	Morgan Stanley	(25,779)	6,257	LeMaitre	Goldman Sachs	14,078	(174)	LHC Group Inc	HSBC	(3,527)
(6,641)	Las Vegas Sands Corp	Bank of America	(6,575)	(3,010)	Vascular Inc	Bank of America	(50,655)	(8,934)	LHC Group Inc	Morgan Stanley	(1,216)
		Merrill Lynch		(372)	Lemonade Inc	Bank of America	(50,655)		Liberty	Barclays Bank	118
(554)	Las Vegas Sands Corp	Barclays Bank	(6)	(1,943)	Lemonade Inc	Barclays Bank	(3,582)	(6,874)	Liberty	Morgan Stanley	6,075
(22,982)	Las Vegas Sands Corp	Goldman Sachs	(22,752)	6,817	Lemonade Inc	Goldman Sachs	(34,955)		Liberty Broadband Corp 'A'	Bank of America	(21,859)
26,160	Las Vegas Sands Corp	Goldman Sachs	25,898	(1,669)	LendingClub Corp	Barclays Bank	9,407	(4,344)	Liberty Broadband Corp 'A'	Merrill Lynch	
16,079	Las Vegas Sands Corp	HSBC	13,537		LendingTree Inc	Bank of America	(15,436)	(2,786)	Liberty Broadband Corp 'A'	HSBC	(4,822)
(6,951)	Las Vegas Sands Corp	Morgan Stanley	(70)	(2,572)	LendingTree Inc	Barclays Bank	(16,915)	8,811	Liberty Global	Morgan Stanley	2,256
7,747	Las Vegas Sands Corp	Morgan Stanley	77	(879)	LendingTree Inc	Goldman Sachs	(17,703)	2,101	Liberty Global	Bank of America	(6,961)
29,728	Lattice Semiconductor Corp	Bank of America	169,542	(430)	LendingTree Inc	Morgan Stanley	(1,707)		Plc 'A'	Merrill Lynch	
		Merrill Lynch		6,939	Lennar Corp 'A'	Barclays Bank	27,617		Plc 'A'	Barclays Bank	21
9,255	Lattice Semiconductor Corp	Barclays Bank	11,689	13,412	Lennar Corp 'A'	HSBC	(102,045)	1,923	Liberty Global	Goldman Sachs	(1,519)
5,038	Lattice Semiconductor Corp	Goldman Sachs	29,220	1,756	Lennar Corp 'A'	Morgan Stanley	6,989	(19,655)	Liberty Global	Goldman Sachs	13,922
7,120	Lattice Semiconductor Corp	HSBC	26,210	(2,081)	Lennar Corp 'B'	Bank of America	(2,601)		Plc 'A'		
1,905	Lattice Semiconductor Corp	Morgan Stanley	3,162	1,282	Lennox	Barclays Bank	9,205	6,246	Liberty Global	HSBC	(2,811)
(12,400)	Laureate Education Inc 'A'	Bank of America	(372)		International Inc			25,647	Liberty Global	Morgan Stanley	256
		Merrill Lynch		1,763	Lennox	Goldman Sachs	2,821	(3,052)	Liberty Global	Morgan Stanley	(31)
(9,365)	Laureate Education Inc 'A'	Barclays Bank	(3,278)		International Inc				Plc 'A'		
(33,616)	Laureate Education Inc 'A'	Goldman Sachs	(1,008)	5,179	Lennox	Morgan Stanley	37,185		Plc 'A'		
(17,775)	Laureate Education Inc 'A'	HSBC	(8,355)	(22,250)	LENSAR Inc	Bank of America	(5,785)		Plc 'A'		
(21,104)	Laureate Education Inc 'A'	Morgan Stanley	(7,386)			Merrill Lynch					
563	Lawson Products Inc	Morgan Stanley	(839)								
(9,465)	La-Z-Boy Inc	Bank of America	19,498								
		Merrill Lynch									
(35,810)	La-Z-Boy Inc	Barclays Bank	20,770								
1,457	La-Z-Boy Inc	Bank of America	(510)								
	Holdings Inc	Merrill Lynch									

ブラックロック・ストラテジック・ファンズ ブラックロック・アメリカズ・ダイバーシファイド・エクイティ・アブソルート・リターン・ファンド

保有高	銘柄	取引相手	未実現損益/(損) (米ドル)	保有高	銘柄	取引相手	未実現損益/(損) (米ドル)	保有高	銘柄	取引相手	未実現損益/(損) (米ドル)
(3,272)	Liberty Latin America Ltd 'A'	Barclays Bank	(1,178)	(3,194)	Ligand Pharmaceuticals Inc	Barclays Bank	12,489	9,019	Lions Gate Entertainment Corp 'B'	Barclays Bank	6,584
(5,789)	Liberty Latin America Ltd 'A'	Goldman Sachs	(1,100)	83,532	Limelight Networks Inc	Goldman Sachs	6,683	33,236	Lions Gate Entertainment Corp 'B'	Goldman Sachs	88,740
(27,392)	Liberty Latin America Ltd 'A'	Morgan Stanley	(9,861)	4,624	Limestone Bancorp Inc	Bank of America Merrill Lynch	139	3,250	Lions Gate Entertainment Corp 'B'	HSBC	12,448
(739)	Liberty Media Corp-Liberty Braves 'A'	Bank of America Merrill Lynch	(392)	140	Limestone Bancorp Inc	Barclays Bank	(25)	4,961	Lions Gate Entertainment Corp 'B'	Morgan Stanley	3,622
(15,158)	Liberty Media Corp-Liberty Braves 'A'	Goldman Sachs	(8,034)	5,667	Limestone Bancorp Inc	Goldman Sachs	170	(15,536)	Liquidia Corp	Bank of America Merrill Lynch	(4,195)
(8,369)	Liberty Media Corp-Liberty Braves 'A'	HSBC	(8,034)	2,141	Limestone Bancorp Inc	HSBC	343	(11,499)	Liquidia Corp	Barclays Bank	1,150
(20,274)	Liberty Media Corp-Liberty Braves 'A'	Morgan Stanley	2,433	1,823	Limestone Bancorp Inc	Morgan Stanley	(328)	(52,159)	Liquidia Corp	Goldman Sachs	(14,083)
(52,310)	Liberty Media Corp-Liberty Braves 'C'	Morgan Stanley	5,231	(19,090)	Limoneira Co	Bank of America Merrill Lynch	1,145	(7,523)	Liquidia Corp	Morgan Stanley	752
13,909	Liberty Media Corp-Liberty Formula One 'A'	Bank of America Merrill Lynch	8,485	(22,503)	Limoneira Co	Barclays Bank	(900)	(4,270)	Liquidity Services Inc	Bank of America Merrill Lynch	18,062
5,752	Liberty Media Corp-Liberty Formula One 'A'	Barclays Bank	(1,553)	(32,348)	Limoneira Co	Goldman Sachs	1,941	(13,613)	Liquidity Services Inc	Merrill Lynch	12,116
5,518	Liberty Media Corp-Liberty Formula One 'A'	Goldman Sachs	3,366	(10,711)	Limoneira Co	HSBC	(214)	(1,450)	Lithia Motors Inc 'A'	Bank of America Merrill Lynch	(20,445)
3,398	Liberty Media Corp-Liberty Formula One 'A'	HSBC	4,689	(16,433)	Limoneira Co	Morgan Stanley	(657)	2,297	Lithia Motors Inc 'A'	Barclays Bank	10,107
8,059	Liberty Media Corp-Liberty Formula One 'A'	Morgan Stanley	(2,176)	17,702	Lincoln Educational Services Corp	Bank of America Merrill Lynch	7,258	(490)	Lithia Motors Inc 'A'	Barclays Bank	250
2,587	Liberty Media Corp-Liberty Formula One 'C'	Barclays Bank	(880)	10,070	Lincoln Educational Services Corp	Goldman Sachs	4,129	1,208	Lithia Motors Inc 'A'	Goldman Sachs	(17,033)
(6,934)	Liberty Media Corp-Liberty Formula One 'C'	Morgan Stanley	2,358	33,957	Lincoln Educational Services Corp	HSBC	17,318	(195)	Lithia Motors Inc 'A'	Goldman Sachs	1,418
5,556	Liberty Media Corp-Liberty Formula One 'C'	Morgan Stanley	(1,889)	13,660	Lincoln Electric Holdings Inc	Morgan Stanley	1,776	1,332	Lithia Motors Inc 'A'	HSBC	(20,289)
674	Liberty Media Corp-Liberty SiriusXM 'C'	Barclays Bank	856	(13,468)	Lincoln Electric Holdings Inc	Bank of America Merrill Lynch	34,478	4,047	Lithia Motors Inc 'A'	Morgan Stanley	17,807
(5,310)	Liberty Media Corp-Liberty SiriusXM 'C'	Morgan Stanley	(6,744)	278	Lincoln Electric Holdings Inc	Bank of America Merrill Lynch	(119)	(229)	Lithia Motors Inc 'A'	Morgan Stanley	(1,008)
3,467	Liberty Media Corp-Liberty SiriusXM 'C'	Morgan Stanley	4,403	(1,629)	Lincoln Electric Holdings Inc	HSBC	10,295	(970)	Littelfuse Inc	Barclays Bank	(3,841)
9,135	Liberty Oilfield Services Inc 'A'	Barclays Bank	4,750	(1,114)	Lincoln Electric Holdings Inc	Morgan Stanley	45	(2,817)	Littelfuse Inc	HSBC	(19,691)
7,031	Liberty Oilfield Services Inc 'A'	Goldman Sachs	2,039	2,026	Lincoln National Corp	Bank of America Merrill Lynch	11	(8,102)	Littelfuse Inc	Morgan Stanley	(32,084)
(5,453)	Liberty TripAdvisor Holdings Inc 'A'	HSBC	(327)	(7,225)	Lincoln National Corp	Barclays Bank	(3,685)	3,427	LivaNova Plc	Barclays Bank	3,290
(45,733)	Liberty TripAdvisor Holdings Inc 'A'	Morgan Stanley	(10,976)	3,006	Lincoln National Corp	Barclays Bank	4,335	10,756	Live Nation	Barclays Bank	(17,317)
2,554	Life Storage Inc (REIT)	Bank of America Merrill Lynch	7,202	(7,373)	Lincoln National Corp	Goldman Sachs	2,802	(1,321)	Live Nation Entertainment Inc	Goldman Sachs	(7,384)
8,563	Life Storage Inc (REIT)	Goldman Sachs	24,148	1,803	Lincoln National Corp	Goldman Sachs	25	(3,612)	Live Oak Bancshares Inc	Bank of America Merrill Lynch	795
11,567	Life Storage Inc (REIT)	Morgan Stanley	21,977	(15,595)	Lindblad Expeditions Holdings Inc	Bank of America Merrill Lynch	(9,045)	(1,746)	Live Oak Bancshares Inc	Merrill Lynch	(821)
(4,653)	Life Storage Inc (REIT)	Morgan Stanley	(8,841)	(63,015)	Lindblad Expeditions Holdings Inc	Barclays Bank	(32,138)	(3,694)	Live Oak Bancshares Inc	Morgan Stanley	(1,736)
(3,446)	LifeMD Inc	Bank of America Merrill Lynch	(17,747)	(16,242)	Lindblad Expeditions Holdings Inc	Goldman Sachs	(9,420)	(15,257)	Livent Corp	Bank of America Merrill Lynch	(35,396)
(2,930)	LifeMD Inc	Barclays Bank	(4,747)	2,945	Linde Plc	Bank of America Merrill Lynch	(2,024)	(5,411)	Livent Corp	Barclays Bank	(5,790)
(23,705)	Lifetime Brands Inc	Goldman Sachs	54,047	1,016	Linde Plc	Barclays Bank	(199)	(1,325)	Livent Corp	Goldman Sachs	(3,074)
(4,210)	Lifetime Brands Inc	HSBC	2,105	12,899	Linde Plc	Goldman Sachs	(1,300)	8,782	LivePerson Inc	Bank of America Merrill Lynch	29,771
(2,300)	Lifetime Brands Inc	Morgan Stanley	1,955	1,296	Linde Plc	Morgan Stanley	(868)	(10,553)	LivePerson Inc	Bank of America Merrill Lynch	(17,919)
21,994	Lifevantage Corp	Bank of America Merrill Lynch	(3,739)	(592)	Lindsay Corp	HSBC	989	4,709	LivePerson Inc	Barclays Bank	4,944
32,756	Lifevantage Corp	Barclays Bank	(5,569)	(78,765)	Lineage Cell Therapeutics Inc	Bank of America Merrill Lynch	(3,151)	(4,969)	LivePerson Inc	Barclays Bank	(5,217)
19,275	Lifevantage Corp	HSBC	9,252	(1,824)	Lions Gate Entertainment Corp 'A'	Bank of America Merrill Lynch	(201)	3,288	LivePerson Inc	Goldman Sachs	11,146
18,203	Lifevantage Corp	Morgan Stanley	(3,095)	(14,353)	Lions Gate Entertainment Corp 'A'	Barclays Bank	(12,565)	1,201	LivePerson Inc	HSBC	5,717
				7,065	Lions Gate Entertainment Corp 'A'	Goldman Sachs	20,065	290	LivePerson Inc	Morgan Stanley	305
				(1,171)	Lions Gate Entertainment Corp 'A'	HSBC	(1,052)	2,596	LiveRamp Holdings Inc	Bank of America Merrill Lynch	9,423
					Lions Gate Entertainment Corp 'A'	HSBC		8,011	LiveRamp Holdings Inc	Barclays Bank	22,031

ブラックロック・ストラテジック・ファンズ ブラックロック・アメリカズ・ダイバーシファイド・エクイティ・アブソルート・リターン・ファンド

保有高	銘柄	取引相手	未実現損益額/(損) (米ドル)	保有高	銘柄	取引相手	未実現損益額/(損) (米ドル)	保有高	銘柄	取引相手	未実現損益額/(損) (米ドル)
2,001	LiveRamp Holdings Inc	Goldman Sachs	7,264	(12,963)	LSI Industries Inc	Goldman Sachs	(14,648)	6,309	Luther Burbank Corp	HSBC	1,956
689	LiveRamp Holdings Inc	HSBC	2,405	(1,036)	LTC Properties Inc (REIT)	Bank of America	539	20,468	Luther Burbank Corp	Morgan Stanley	205
6,208	LiveRamp Holdings Inc	Morgan Stanley	17,072	(29,724)	LTC Properties Inc (REIT)	Barclays Bank	6,442	(2,154)	Luxfer Holdings Plc	Barclays Bank	(431)
20,858	LiveXLive Media Inc	Goldman Sachs	20,858	(8,629)	LTC Properties Inc (REIT)	Goldman Sachs	4,487	(25,638)	Luxfer Holdings Plc	Goldman Sachs	(14,870)
4,899	LiveXLive Media Inc	Morgan Stanley	2,156	(38,588)	LTC Properties Inc (REIT)	HSBC	65,214	(14,599)	Luxfer Holdings Plc	HSBC	(6,132)
16,498	LKQ Corp	Barclays Bank	11,714	(91,117)	LTC Properties Inc (REIT)	Morgan Stanley	24,602	(15,921)	Luxfer Holdings Plc	Morgan Stanley	(3,184)
14,231	LKQ Corp	Morgan Stanley	10,104	(667)	LTC Properties Inc (REIT)	Barclays Bank	3,178	(2,471)	Lydall Inc	Morgan Stanley	(692)
(4,907)	Loews Corp	Barclays Bank	(573)	(143)	Lululemon	Morgan Stanley	818	1,165	Lyft Inc 'A'	Bank of America	8,598
(5,498)	Loews Corp	Goldman Sachs	385	2,180	Lululemon	Barclays Bank	3,178	2,874	Lyft Inc 'A'	Barclays Bank	10,863
(13,747)	Loews Corp	HSBC	687	(5,762)	Athletica Inc	Bank of America	3,745	5,604	Lyft Inc 'A'	HSBC	44,440
(7,522)	Loews Corp	Morgan Stanley	1,504	(1,262)	Lululemon	Merrill Lynch	10,769	21,240	Lyft Inc 'A'	Morgan Stanley	82,244
6,705	LogicBio Therapeutics Inc	Bank of America	(2,347)	(14,699)	Athletica Inc	Goldman Sachs	9,554	11,466	LyondellBasell Industries NV 'A'	Barclays Bank	11,695
14,856	LogicBio Therapeutics Inc	Merrill Lynch	2,823	(5,762)	Lumber Liquidators Holdings Inc	Bank of America	3,745	2,108	Lyra	Barclays Bank	84
15,004	LogicBio Therapeutics Inc	Barclays Bank	2,823	(1,262)	Lumber Liquidators Holdings Inc	Merrill Lynch	(1,615)	7,143	Lyra	Goldman Sachs	(3,071)
4,968	LogicBio Therapeutics Inc	HSBC	(4,351)	(14,699)	Lumber Liquidators Holdings Inc	Barclays Bank	(1,615)	7,636	Lyra	Morgan Stanley	305
(4,532)	Loral Space & Communications Inc	Morgan Stanley	944	(14,699)	Lumber Liquidators Holdings Inc	Goldman Sachs	9,554	(1,799)	Lyra	Barclays Bank	1,601
(2,665)	Loral Space & Communications Inc	Bank of America	4	(56,924)	Lumen Technologies Inc	Bank of America	30,872	(1,923)	M&T Bank Corp	Morgan Stanley	1,711
(11,917)	Loral Space & Communications Inc	Merrill Lynch	2,177	(14,643)	Lumen Technologies Inc	Merrill Lynch	7,013	(12,581)	M&T Bank Corp	HSBC	30,194
(1,652)	Loral Space & Communications Inc	Barclays Bank	2,177	(4,450)	Lumen Technologies Inc	Barclays Bank	7,013	(6,852)	M/I Homes Inc	HSBC	(26,654)
(8,187)	Loral Space & Communications Inc	Goldman Sachs	(1,907)	(12,579)	Lumen Technologies Inc	Goldman Sachs	3,160	111,921	M/I Homes Inc	Morgan Stanley	(24,623)
1,020	Lordstown Motors Corp 'A'	HSBC	1,635	(601)	Lumen Technologies Inc	Morgan Stanley	6,415	44,390	Maacatawa Bank Corp	Bank of America	(24,623)
1,199	Lordstown Motors Corp 'A'	Morgan Stanley	8,924	(1,262)	Lumen Technologies Inc	Merrill Lynch	6,415	44,390	Maacatawa Bank Corp	Merrill Lynch	(1,776)
5,284	Lordstown Motors Corp 'A'	Barclays Bank	235	(1,262)	Lumentum Holdings Inc	Barclays Bank	(316)	77,234	Maacatawa Bank Corp	Goldman Sachs	(16,991)
27,079	Louisiana-Pacific Corp	Barclays Bank	70,405	(1,262)	Lumentum Holdings Inc	Barclays Bank	335	99,029	Maacatawa Bank Corp	HSBC	1,981
7,848	Louisiana-Pacific Corp	Goldman Sachs	1,799	(1,262)	Lumentum Holdings Inc	Barclays Bank	335	129,352	Maacatawa Bank Corp	Morgan Stanley	(5,174)
(1,645)	Louisiana-Pacific Corp	Merrill Lynch	1,215	(1,262)	Lumentum Holdings Inc	Goldman Sachs	21	8,689	Macerich Co (REIT)	Barclays Bank	8,168
(1,434)	Lovesac Co	Bank of America	(9,034)	(1,262)	Lumentum Holdings Inc	Goldman Sachs	14,410	27,846	Macerich Co (REIT)	Goldman Sachs	44,554
(376)	Lovesac Co	Merrill Lynch	(2,399)	(1,262)	Lumentum Holdings Inc	Morgan Stanley	(212)	3,613	Macerich Co (REIT)	HSBC	6,214
3,842	Lowe's Cos Inc	Barclays Bank	3,446	(1,262)	Lumentum Holdings Inc	Morgan Stanley	(212)	18,522	Macerich Co (REIT)	Morgan Stanley	17,411
9,307	Lowe's Cos Inc	Goldman Sachs	6,095	(1,262)	Lumentum Holdings Inc	Goldman Sachs	21	(1,186)	Mack-Cali Realty Corp (REIT)	Bank of America	(403)
3,302	Lowe's Cos Inc	HSBC	(12,332)	(1,262)	Lumentum Holdings Inc	Goldman Sachs	21	(35,948)	Mack-Cali Realty Corp (REIT)	Merrill Lynch	6,111
(464)	LPL Financial Holdings Inc	Bank of America	413	(1,262)	Luminex Corp	Barclays Bank	(1,588)	(307)	MACOM Technology Solutions Holdings Inc	Morgan Stanley	(2,603)
(3,371)	LPL Financial Holdings Inc	Merrill Lynch	1,504	(1,262)	Luminex Corp	Barclays Bank	(1,588)	(14,063)	MACOM Technology Solutions Holdings Inc	Merrill Lynch	(54,846)
(8,518)	LPL Financial Holdings Inc	Barclays Bank	1,504	(1,262)	Lumos Pharma Inc	Bank of America	(522)	(21,171)	MACOM Technology Solutions Holdings Inc	Barclays Bank	(179,530)
(751)	LPL Financial Holdings Inc	Goldman Sachs	7,581	(1,262)	Lumos Pharma Inc	Merrill Lynch	(522)	(15,488)	MACOM Technology Solutions Holdings Inc	Goldman Sachs	(179,530)
(9,198)	LPL Financial Holdings Inc	HSBC	3,289	(1,262)	Lumos Pharma Inc	Barclays Bank	(522)	(22,549)	MACOM Technology Solutions Holdings Inc	Morgan Stanley	(87,941)
(9,887)	LSB Industries Inc	Morgan Stanley	2,373	(1,262)	Lumos Pharma Inc	Barclays Bank	(522)	(24,244)	MACOM Technology Solutions Holdings Inc	Bank of America	6,119
(36,320)	LSI Industries Inc	Bank of America	(41,042)	(1,262)	Luna Innovations Inc	Bank of America	(6,804)	(11,235)	Macquarie Infrastructure Corp	Merrill Lynch	1,573
(5,891)	LSI Industries Inc	Merrill Lynch	(6,303)	(1,262)	Luna Innovations Inc	Merrill Lynch	(6,804)	(11,875)	Macquarie Infrastructure Corp	Barclays Bank	3,325
		Barclays Bank	(6,303)	(1,262)	Luna Innovations Inc	Barclays Bank	103	(28,362)	Macquarie Infrastructure Corp	Goldman Sachs	3,325
				(1,262)	Luna Innovations Inc	Goldman Sachs	(3,074)		Macquarie Infrastructure Corp	HSBC	(9,620)
				(1,262)	Luna Innovations Inc				Macquarie Infrastructure Corp		

ブラックロック・ストラテジック・ファンズ ブラックロック・アメリカズ・ダイバーシファイド・エクイティ・アブソルート・リターン・ファンド

保有高	銘柄	取引相手	未実現損益(損) (米ドル)	保有高	銘柄	取引相手	未実現損益(損) (米ドル)	保有高	銘柄	取引相手	未実現損益(損) (米ドル)
(26,590)	Macquarie Infrastructure Corp	Morgan Stanley	3,722	587	Manhattan Associates Inc	Bank of America Merrill Lynch	2,231	5,739	Marcus Corp	Goldman Sachs	4,220
1,876	MacroGenics Inc	Barclays Bank	4,090	889	Manhattan Associates Inc	Barclays Bank	2,080	28,515	(7) Marine Products Corp	Morgan Stanley	34,788
2,720	Madison Square Garden Entertainment Corp	Barclays Bank	(8,841)	1,124	Manhattan Associates Inc	Goldman Sachs	4,271	(15,891)	Marine Products Corp	Bank of America Merrill Lynch	4
3,754	Madison Square Garden Entertainment Corp	Goldman Sachs	12,914	4,372	Manhattan Associates Inc	Morgan Stanley	10,230	(10,660)	Marine Products Corp	Barclays Bank	(159)
(1,265)	Madison Square Garden Sports Corp	Bank of America Merrill Lynch	(2,606)	19,882	Manitowoc Co Inc	Bank of America Merrill Lynch	9,543	(7,932)	Marine Products Corp	Goldman Sachs	6,183
(3,259)	Madison Square Garden Sports Corp	Barclays Bank	21,998	16,543	Manitowoc Co Inc	Barclays Bank	29,116	(8,372)	Marine Products Corp	HSBC	2,618
(8,268)	Madison Square Garden Sports Corp	Morgan Stanley	52,382	2,535	Manitowoc Co Inc	Goldman Sachs	1,217	(7,909)	MarineMax Inc	Morgan Stanley	(84)
(2,915)	Madrigal Pharmaceuticals Inc	Bank of America Merrill Lynch	63,255	23,714	Manitowoc Co Inc	HSBC	(13,754)	6,860	MarineMax Inc	Barclays Bank	1,166
(2,831)	Madrigal Pharmaceuticals Inc	Barclays Bank	37,879	1,078	Manitowoc Co Inc	Morgan Stanley	1,897	535	MarineMax Inc	Goldman Sachs	(129)
(1,644)	Madrigal Pharmaceuticals Inc	Goldman Sachs	35,675	24,789	MannKind Corp	Bank of America Merrill Lynch	4,710	17,370	Marinus	Morgan Stanley	2,953
(372)	Madrigal Pharmaceuticals Inc	Morgan Stanley	4,977	37,451	MannKind Corp	Barclays Bank	6,800	(7,909)	Marinus	Bank of America	(14,157)
11,225	Magenta Therapeutics Inc	Barclays Bank	8,756	4,347	MannKind Corp	Goldman Sachs	826	(7,625)	Marinus	Merrill Lynch	2,354
1,781	Magnite Inc	Barclays Bank	(1,140)	9,059	ManpowerGroup Inc	Barclays Bank	(14,313)	(7,625)	Marinus	Goldman Sachs	(13,649)
(2,178)	Magnite Inc	Barclays Bank	1,394	864	ManpowerGroup Inc	HSBC	(2,030)	(7,625)	Marinus	Barclays Bank	(6,742)
1,812	Magnite Inc	Goldman Sachs	7,484	2,366	ManTech International Corp 'A'	Goldman Sachs	3,525	(7,625)	Marinus	HSBC	5,609
2,334	Magnite Inc	HSBC	2,661	890	ManTech International Corp 'A'	HSBC	3,204	(7,625)	Marinus	Morgan Stanley	(3,577)
1,180	Magnite Inc	Morgan Stanley	(755)	6,299	ManTech International Corp 'A'	Morgan Stanley	4,913	(7,625)	MarketAccess Holdings Inc	HSBC	12,429
14,954	Magnolia Oil & Gas Corp 'A'	Barclays Bank	11,515	(620)	Marathon Digital Holdings Inc	Bank of America Merrill Lynch	(1,494)	(7,625)	MarketAccess Holdings Inc	Barclays Bank	3,414
48,829	Magnolia Oil & Gas Corp 'A'	Goldman Sachs	3,906	(2,305)	Marathon Digital Holdings Inc	Barclays Bank	(3,734)	(7,625)	MarketAccess Holdings Inc	Bank of America	(504)
(14,964)	Magnolia Oil & Gas Corp 'A'	Morgan Stanley	(11,522)	(34,291)	Marathon Oil Corp	Barclays Bank	(4,801)	(359)	MarketAccess Holdings Inc	Merrill Lynch	(3,249)
(2,575)	MainStreet Bancshares Inc	Bank of America Merrill Lynch	(541)	(4,856)	Marathon Oil Corp	Goldman Sachs	680	(359)	MarketAccess Holdings Inc	Barclays Bank	10,241
(2,824)	MainStreet Bancshares Inc	Barclays Bank	(565)	(4,875)	Marathon Oil Corp	Morgan Stanley	(683)	(359)	MarketAccess Holdings Inc	Goldman Sachs	(752)
(2,036)	MainStreet Bancshares Inc	Goldman Sachs	(428)	(16,723)	Marathon Petroleum Corp	Bank of America Merrill Lynch	(4,682)	(359)	MarketAccess Holdings Inc	Goldman Sachs	17,301
(25,082)	MainStreet Bancshares Inc	Morgan Stanley	(5,016)	(17,639)	Marathon Petroleum Corp	Barclays Bank	(18,874)	(359)	MarketAccess Holdings Inc	Morgan Stanley	(1,643)
758	Malibu Boats Inc 'A'	Barclays Bank	1,327	(18,012)	Marathon Petroleum Corp	Goldman Sachs	(5,043)	(359)	Marlin Business Services Corp	Bank of America Merrill Lynch	(34)
359	Malibu Boats Inc 'A'	Goldman Sachs	(1,878)	(11,793)	Marathon Petroleum Corp	Morgan Stanley	(12,619)	(21,881)	Marlin Business Services Corp	Morgan Stanley	4,814
2,089	Malibu Boats Inc 'A'	HSBC	(9,526)	4,904	Maravai LifeSciences Holdings Inc 'A'	Bank of America Merrill Lynch	(4,217)	(12,231)	Marriott International Inc 'A'	Barclays Bank	(20,160)
8,756	Malibu Boats Inc 'A'	Morgan Stanley	15,323	(4,618)	Maravai LifeSciences Holdings Inc 'A'	Goldman Sachs	3,971	(12,231)	Marriott International Inc 'A'	Goldman Sachs	(12,607)
(2,387)	Malvern Bancorp Inc	Barclays Bank	406	6,163	Maravai LifeSciences Holdings Inc 'A'	HSBC	10,600	(12,231)	Marriott International Inc 'A'	HSBC	(4,995)
(1,994)	Malvern Bancorp Inc	Goldman Sachs	(1,356)	28,841	Marchex Inc 'B'	Bank of America Merrill Lynch	865	(3,440)	Marriott International Inc 'A'	Morgan Stanley	(5,814)
(10,216)	Malvern Bancorp Inc	HSBC	(204)	60,103	Marchex Inc 'B'	Goldman Sachs	1,803	(3,440)	Marriott Vacations Worldwide Corp	Bank of America Merrill Lynch	(9,162)
6,199	Mammoth Energy Services Inc	Bank of America Merrill Lynch	4,091	47,945	Marcus & Millichap Inc	Morgan Stanley	3,836	(3,440)	Marriott Vacations Worldwide Corp	Barclays Bank	(6,067)
2,872	Mammoth Energy Services Inc	Barclays Bank	115	1,918	Marcus & Millichap Inc	Bank of America Merrill Lynch	4,411	(3,827)	Marriott Vacations Worldwide Corp	Barclays Bank	2,181
14,243	Mammoth Energy Services Inc	HSBC	2,136	78,873	Marcus & Millichap Inc	Barclays Bank	69,408	(3,827)	Marriott Vacations Worldwide Corp	Goldman Sachs	(2,208)
5,697	Mammoth Energy Services Inc	Morgan Stanley	228	506	Marcus & Millichap Inc	Goldman Sachs	1,164	(3,827)	Marriott Vacations Worldwide Corp	HSBC	740
				47,945	Marcus & Millichap Inc	HSBC	16,659	(3,827)	Marriott Vacations Worldwide Corp	Morgan Stanley	(822)
				1,918	Marcus & Millichap Inc	Morgan Stanley	30,478	(690)	Marriott Vacations Worldwide Corp	Morgan Stanley	393
				78,873	Marcus Corp	Bank of America Merrill Lynch	20,797		Marrone Bio Innovations Inc	Bank of America Merrill Lynch	(4,087)
				506	Marcus Corp	Barclays Bank	12,878				
				9,916							
				34,634							
				15,644							
				10,556							

ブラックロック・ストラテジック・ファンズ ブラックロック・アメリカズ・ダイバーシファイド・エクイティ・アブソルート・リターン・ファンド

保有高	銘柄	取引相手	未実現評価増益/(損) (米ドル)	保有高	銘柄	取引相手	未実現評価増益/(損) (米ドル)	保有高	銘柄	取引相手	未実現評価増益/(損) (米ドル)
40,569	Marrone Bio Innovations Inc	Barclays Bank	(406)	(6,208)	MasterCraft Boat Holdings Inc	HSBC	6,208	(2,938)	MBIA Inc	Bank of America Merrill Lynch	(2,615)
25,611	Marrone Bio Innovations Inc	Goldman Sachs	(2,561)	(4,489)	MasterCraft Boat Holdings Inc	Morgan Stanley	5,117	(4,979)	MBIA Inc	Barclays Bank	(1,095)
24,228	Marrone Bio Innovations Inc	HSBC	(3,392)	(8,942)	Mataador Resources Co	Barclays Bank	(9,836)	(101,872)	MBIA Inc	Goldman Sachs	(12,890)
18,636	Marrone Bio Innovations Inc	Morgan Stanley	(186)	(2,604)	Mataador Resources Co	Goldman Sachs	(52)	(5,929)	McAfee Corp 'A'	Barclays Bank	783
3,488	Marsh & McLennan Cos Inc	Bank of America Merrill Lynch	13,464	1,837	Match Group Inc	Bank of America Merrill Lynch	2,981	(1,262)	McAfee Corp 'A'	Goldman Sachs	(1,855)
4,746	Marsh & McLennan Cos Inc	Barclays Bank	9,112	(2,434)	Match Group Inc	Barclays Bank	9,541	(3,521)	McAfee Corp 'A'	Morgan Stanley	(6)
(8,245)	Marsh & McLennan Cos Inc	Barclays Bank	(15,830)	(1,465)	Match Group Inc	Goldman Sachs	(4,966)	2,521	McCormick & Co Inc	Bank of America Merrill Lynch	(202)
12,998	Marsh & McLennan Cos Inc	Goldman Sachs	50,172	(590)	Match Group Inc	Morgan Stanley	2,313	8,259	McCormick & Co Inc	Barclays Bank	(9,308)
(87)	Marsh & McLennan Cos Inc	Goldman Sachs	(336)	3,655	Materion Corp	Bank of America Merrill Lynch	914	8,424	McCormick & Co Inc	Goldman Sachs	(660)
5,839	Marsh & McLennan Cos Inc	HSBC	3,270	6,068	Materion Corp	Barclays Bank	6,189	8,221	McCormick & Co Inc	HSBC	(13,318)
(5,920)	Marsh & McLennan Cos Inc	HSBC	(3,315)	10,899	Materion Corp	Goldman Sachs	2,725	40,764	McCormick & Co Inc	Morgan Stanley	(40,549)
854	Marsh & McLennan Cos Inc	Morgan Stanley	1,640	9,890	Materion Corp	Morgan Stanley	10,088	727	McDonald's Corp	Bank of America Merrill Lynch	1,607
(776)	Marsh & McLennan Cos Inc	Morgan Stanley	(1,490)	6,168	Matrix Service Co	Barclays Bank	(2,035)	(4,285)	McDonald's Corp	Bank of America Merrill Lynch	(9,470)
13,429	Marten Transport Ltd	Bank of America Merrill Lynch	(9,132)	23,220	Matrix Service Co	Goldman Sachs	(27,632)	7,198	McDonald's Corp	Barclays Bank	14,252
40,481	Marten Transport Ltd	Barclays Bank	12,549	23,220	Matrix Service Co	HSBC	(9,238)	1,713	McDonald's Corp	Goldman Sachs	3,786
7,645	Marten Transport Ltd	Goldman Sachs	(5,199)	22,684	Matrix Service Co	Morgan Stanley	(7,486)	(6,029)	McDonald's Corp	Goldman Sachs	(13,324)
8,388	Marten Transport Ltd	HSBC	(6,165)	(23,212)	Matson Inc	HSBC	(6,267)	(725)	McDonald's Corp	HSBC	842
24,937	Marten Transport Ltd	Morgan Stanley	7,730	(4,017)	Matson Inc	Morgan Stanley	(402)	3,629	McDonald's Corp	Morgan Stanley	7,185
2,866	Martin Marietta Materials Inc	Bank of America Merrill Lynch	(35,538)	(15,876)	Mattel Inc	Bank of America Merrill Lynch	(5,795)	(1,735)	McDonald's Corp	Morgan Stanley	(3,435)
2,514	Martin Marietta Materials Inc	Barclays Bank	(7,065)	(9,092)	Mattel Inc	Barclays Bank	(10,729)	6,427	McGrath RentCorp	Bank of America Merrill Lynch	4,820
3,058	Martin Marietta Materials Inc	Goldman Sachs	(37,919)	47,095	Mattel Inc	Goldman Sachs	17,190	2,257	McGrath RentCorp	HSBC	7,313
1,780	Martin Marietta Materials Inc	Morgan Stanley	(5,002)	(18,258)	Mattel Inc	HSBC	9,129	9,828	McGrath RentCorp	Morgan Stanley	(7,076)
(10,761)	Marvell Technology Inc	Barclays Bank	(7,317)	5,252	Mathews	HSBC	(11,554)	580	McKesson Corp	Bank of America Merrill Lynch	(251)
(7,212)	Marvell Technology Inc	Morgan Stanley	(4,904)	22,428	Mathews International Corp 'A'	Morgan Stanley	(1,570)	15,417	McKesson Corp	Barclays Bank	(110,941)
4,308	Masco Corp	Bank of America Merrill Lynch	(15,078)	(55,499)	Maui Land & Pineapple Co Inc	Bank of America Merrill Lynch	7,770	4,369	McKesson Corp	Goldman Sachs	(30,452)
(1,390)	Masco Corp	Bank of America Merrill Lynch	758	(4,632)	Maxar Technologies Inc	Bank of America Merrill Lynch	(4,678)	7,134	McKesson Corp	Morgan Stanley	(47,766)
4,912	Masco Corp	Barclays Bank	(1,670)	(2,961)	Maxar Technologies Inc	Barclays Bank	(1,866)	4,537	MDC Holdings Inc	Bank of America Merrill Lynch	(227)
25,425	Masco Corp	Morgan Stanley	(8,645)	(3,077)	Maxar Technologies Inc	Goldman Sachs	(3,548)	23,796	MDC Holdings Inc	Barclays Bank	43,547
375	Masimo Corp	Bank of America Merrill Lynch	960	(601)	Maxar Technologies Inc	Morgan Stanley	(685)	21,034	MDC Holdings Inc	HSBC	(87,291)
2,558	Masimo Corp	Barclays Bank	(6,676)	26,176	Maximus Inc	Bank of America Merrill Lynch	53,661	42,536	MDC Holdings Inc	Morgan Stanley	77,841
359	Masimo Corp	HSBC	(460)	22,607	Maximus Inc	Barclays Bank	42,501	2,809	MDU Resources Group Inc	Bank of America Merrill Lynch	(895)
231	Masimo Corp	Morgan Stanley	(603)	(803)	Maximus Inc	Barclays Bank	(1,510)	14,626	MDU Resources Group Inc	Barclays Bank	(6,143)
(7,072)	Masonic International Corp	Morgan Stanley	(495)	539	Maximus Inc	Goldman Sachs	1,105	6,906	MDU Resources Group Inc	HSBC	(304)
649	MasTec Inc	Bank of America Merrill Lynch	(4)	(801)	Maximus Inc	Goldman Sachs	(1,642)	(17,565)	MDU Resources Group Inc	Morgan Stanley	7,377
15,638	MasTec Inc	Morgan Stanley	5,317	5,812	Maximus Inc	HSBC	15,111	14,739	MDU Resources Group Inc	Morgan Stanley	(6,190)
6,213	Mastech Digital Inc	Bank of America Merrill Lynch	(4,598)	(3,133)	Maximus Inc	Morgan Stanley	(5,890)	2,800	Medallia Inc	Barclays Bank	(616)
3,208	Mastech Digital Inc	Barclays Bank	(289)	45,730	Maximus Inc	Morgan Stanley	85,972	1,586	Medallia Inc	Goldman Sachs	2,522
934	Mastech Digital Inc	Goldman Sachs	(691)	(19,168)	MaxLinear Inc	Barclays Bank	(37,186)	(4,063)	Medallia Inc	Goldman Sachs	(2,192)
3,555	Mastech Digital Inc	HSBC	569	(769)	MaxLinear Inc	Goldman Sachs	(3,237)	526	Medallia Inc	HSBC	342
2,427	Mastech Digital Inc	Morgan Stanley	(218)	4,931	Mayville Engineering Co Inc	Bank of America Merrill Lynch	9,911	5,754	Medallia Inc	Morgan Stanley	(1,568)
(1,700)	Mastercard Inc 'A'	Barclays Bank	20,060	1,445	Mayville Engineering Co Inc	Goldman Sachs	2,904	(6,843)	Medallia Inc	Morgan Stanley	1,505
2,628	Mastercard Inc 'A'	Barclays Bank	(17,089)	14,840	Mayville Engineering Co Inc	HSBC	18,847	1,716	Media Gen Inc	Bank of America Merrill Lynch	—
4,274	Mastercard Inc 'A'	Goldman Sachs	(11,625)	12,815	Mayville Engineering Co Inc	Morgan Stanley	8,842	1,127	Media Gen Inc	Merrill Lynch	—
4,019	Mastercard Inc 'A'	Morgan Stanley	(47,424)	—	—	—	—	(4,591)	MediaAlpha Inc 'A'	Bank of America Merrill Lynch	(20,393)
								(2,083)	MediaAlpha Inc 'A'	Goldman Sachs	(10,852)
								(35,122)	Medical Properties Trust Inc (REIT)	Bank of America Merrill Lynch	(5,620)
								13,223	Medical Properties Trust Inc (REIT)	Bank of America Merrill Lynch	2,116

ブラックロック・ストラテジック・ファンズ ブラックロック・アメリカズ・ダイバーシファイド・エクイティ・アブソルート・リターン・ファンド

保有高	銘柄	取引相手	未実現損益/額 (米ドル)	保有高	銘柄	取引相手	未実現損益/額 (米ドル)	保有高	銘柄	取引相手	未実現損益/額 (米ドル)
(7,777)	Medical Properties Trust Inc (REIT)	Barclays Bank	1,089	(2,935)	Meridian Bioscience Inc	Bank of America Merrill Lynch	(4,432)	14,560	MetLife Inc	Bank of America Merrill Lynch	(1,095)
18,341	Medical Properties Trust Inc (REIT)	Barclays Bank	(2,568)	(10,222)	Meridian Bioscience Inc	Barclays Bank	(8,178)	29,193	MetLife Inc	Barclays Bank	2,419
(7,367)	Medical Properties Trust Inc (REIT)	Goldman Sachs	(1,179)	(4,141)	Meridian Bioscience Inc	Goldman Sachs	(6,253)	11,810	MetLife Inc	Goldman Sachs	(4,015)
(17,711)	Medical Properties Trust Inc (REIT)	HSBC	5,845	6,234	Meridian Corp	Bank of America Merrill Lynch	3,740	44,025	MetLife Inc	HSBC	(48,868)
17,624	Medical Properties Trust Inc (REIT)	HSBC	(5,816)	15,620	Meridian Corp	Barclays Bank	(156)	61,068	MetLife Inc	Morgan Stanley	(611)
(21,586)	Medical Properties Trust Inc (REIT)	Morgan Stanley	3,022	800	Meridian Corp	Goldman Sachs	480	(30,930)	Metrocity Bankshares Inc	Barclays Bank	(1,856)
1,234	Medical Properties Trust Inc (REIT)	Morgan Stanley	(7)	13,804	Meridian Corp	HSBC	14,218	(23,793)	Metrocity Bankshares Inc	Goldman Sachs	(12,610)
13,624	MediciNova Inc	HSBC	3,270	8,803	Meridian Corp	Morgan Stanley	(88)	(10,537)	Metrocity Bankshares Inc	HSBC	(7,481)
(2,146)	Medifast Inc	HSBC	(80,282)	(3,990)	Merit Medical Systems Inc	Bank of America Merrill Lynch	(3,830)	(1,057)	Metropolitan Bank Holding Corp	Barclays Bank	(465)
(750)	MEDNAX Inc	Bank of America Merrill Lynch	(188)	(11,394)	Merit Medical Systems Inc	Barclays Bank	32,587	(3,742)	Metropolitan Bank Holding Corp	Goldman Sachs	674
(20,994)	MEDNAX Inc	Barclays Bank	(3,359)	(1,229)	Merit Medical Systems Inc	Goldman Sachs	(1,180)	(1,943)	Metropolitan Bank Holding Corp	HSBC	(2,740)
567	Medpace Holdings Inc	Bank of America Merrill Lynch	(202)	4,929	Meritage Homes Corp	Bank of America Merrill Lynch	(20,653)	(1,544)	Metropolitan Bank Holding Corp	Morgan Stanley	(679)
461	Medpace Holdings Inc	Barclays Bank	(433)	8,030	Meritage Homes Corp	Barclays Bank	13,892	100	Mettler-Toledo International Inc	Bank of America Merrill Lynch	4,194
3,549	Medpace Holdings Inc	Goldman Sachs	16,787	8,200	Meritage Homes Corp	Goldman Sachs	(34,358)	290	Mettler-Toledo International Inc	Barclays Bank	1,925
(292)	Medpace Holdings Inc	HSBC	(2,406)	5,649	Meritage Homes Corp	HSBC	(59,201)	1,411	Mettler-Toledo International Inc	HSBC	66,200
(3,013)	Medpace Holdings Inc	Morgan Stanley	2,833	(3,816)	Meritage Homes Corp	Morgan Stanley	(6,602)	(97,876)	MFA Financial Inc (REIT)	Bank of America Merrill Lynch	(979)
3,959	Medpace Holdings Inc	Morgan Stanley	(3,721)	7,291	Meritage Homes Corp	Morgan Stanley	12,613	(77,825)	MFA Financial Inc (REIT)	Barclays Bank	3,891
(9,143)	Medtronic Plc	Barclays Bank	13,806	36,487	Meritor Inc	Bank of America Merrill Lynch	(9,122)	(465,790)	MFA Financial Inc (REIT)	Goldman Sachs	(4,658)
(1,356)	Medtronic Plc	Goldman Sachs	(1,311)	8,890	Meritor Inc	Barclays Bank	7,023	(2,562)	MGE Energy Inc	Bank of America Merrill Lynch	(1,255)
(3,611)	Medtronic Plc	Morgan Stanley	5,453	3,893	Meritor Inc	Goldman Sachs	946	(14,572)	MGE Energy Inc	Barclays Bank	9,763
(5,978)	MEI Pharma Inc	Bank of America Merrill Lynch	(1,136)	(5,081)	Mersana	Bank of America Merrill Lynch	(1,016)	(25,694)	MGE Energy Inc	HSBC	(13,618)
(7,597)	MEI Pharma Inc	Barclays Bank	(6,684)	(4,069)	Mersana Therapeutics Inc	Barclays Bank	(122)	(41,423)	MGE Energy Inc	Morgan Stanley	27,753
(59,295)	MEI Pharma Inc	Goldman Sachs	(11,266)	(2,611)	Mersana Therapeutics Inc	Goldman Sachs	(522)	(2,451)	MGC Investment Corp	Bank of America Merrill Lynch	(907)
2,806	MeiraGTx Holdings Plc	Barclays Bank	(393)	(6,018)	Mersana Therapeutics Inc	HSBC	3,611	9,713	MGM Growth Properties LLC 'A' (REIT)	Bank of America Merrill Lynch	8,256
889	MercadoLibre Inc	Bank of America Merrill Lynch	704	(7,359)	Mersana Therapeutics Inc	Morgan Stanley	(55)	11,393	MGM Growth Properties LLC 'A' (REIT)	Barclays Bank	(1,253)
860	MercadoLibre Inc	Goldman Sachs	(7,932)	(15,002)	Mesa Air Group Inc	Barclays Bank	4,981	10,094	MGM Growth Properties LLC 'A' (REIT)	Goldman Sachs	8,580
173	MercadoLibre Inc	HSBC	(3,399)	3,918	Mesa Laboratories Inc	Bank of America Merrill Lynch	1,567	17,125	MGM Growth Properties LLC 'A' (REIT)	HSBC	20,550
837	MercadoLibre Inc	Morgan Stanley	(7,248)	1,240	Mesa Laboratories Inc	Goldman Sachs	417	(2,054)	MGM Growth Properties LLC 'A' (REIT)	Morgan Stanley	(519)
72,156	Mercantile Bank Corp	Bank of America Merrill Lynch	(10,102)	910	Mesa Laboratories Inc	HSBC	(2,054)	4,720	MGM Growth Properties LLC 'A' (REIT)	Morgan Stanley	70,475
20,957	Merchants Bancorp	HSBC	16,975	(16,681)	Meta Financial Group Inc	Bank of America Merrill Lynch	(47,207)	17,225	MGM Resorts International	Bank of America Merrill Lynch	27,082
27,769	Merchants Bancorp	Morgan Stanley	16,106	(12,597)	Meta Financial Group Inc	Barclays Bank	(24,312)	23,966	MGM Resorts International	Barclays Bank	27,082
(43,568)	Merck & Co Inc	Bank of America Merrill Lynch	104,992	(50,484)	Meta Financial Group Inc	Morgan Stanley	(97,434)	3,205	MGM Resorts International	Goldman Sachs	13,205
(10,844)	Merck & Co Inc	Barclays Bank	30,514	32,456	Metacrine Inc	Bank of America Merrill Lynch	15,254	491	MGM Resorts International	HSBC	1,674
(30,717)	Merck & Co Inc	Goldman Sachs	117,270	11,710	Metacrine Inc	Barclays Bank	586	51,551	MGM Resorts International	Morgan Stanley	45,365
11,172	Merck & Co Inc	Goldman Sachs	(44,465)	15,698	Metacrine Inc	Goldman Sachs	7,378	(10,456)	MGP Ingredients Inc	Goldman Sachs	(3,271)
(29,065)	Merck & Co Inc	Morgan Stanley	59,577	4,975	Metacrine Inc	HSBC	2,587	(589)	MGP Ingredients Inc	HSBC	(62,736)
(3,113)	Mercury General Corp	Barclays Bank	2,677	10,351	Metacrine Inc	Morgan Stanley	518	(5,093)	MGP Ingredients Inc	Morgan Stanley	(1,213)
(604)	Mercury General Corp	Goldman Sachs	1,921	9,131	Methode Electronics Inc	Barclays Bank	9,040	(8,644)	Microchip Technology Inc	Bank of America Merrill Lynch	(65,433)
(3,483)	Mercury General Corp	HSBC	9,509	29,765	Methode Electronics Inc	Goldman Sachs	38,397	(1,747)	Microchip Technology Inc	Barclays Bank	(24,635)
(11,911)	Mercury General Corp	Morgan Stanley	5,193	8,143	Methode Electronics Inc	HSBC	19,380	(6,666)	Microchip Technology Inc	Goldman Sachs	(23,462)
5,597	Mercury Systems Inc	Bank of America Merrill Lynch	17,742	20,145	Methode Electronics Inc	Morgan Stanley	19,944		Microchip Technology Inc	HSBC	(90,924)
4,964	Mercury Systems Inc	Barclays Bank	8,162								
11,031	Mercury Systems Inc	HSBC	19,525								
1,819	Mercury Systems Inc	Morgan Stanley	3,807								
(1,287)	Mercedith Corp	Barclays Bank	2,947								
(9,903)	Mercedith Corp	Morgan Stanley	22,678								
(15,196)	Meridian Bancorp Inc	Bank of America Merrill Lynch	(5,440)								
(54,468)	Meridian Bancorp Inc	Barclays Bank	(37,583)								
(43,676)	Meridian Bancorp Inc	Goldman Sachs	(13,672)								
(1,869)	Meridian Bancorp Inc	Morgan Stanley	(1,290)								

ブラックロック・ストラテジック・ファンズ ブラックロック・アメリカズ・ダイバーシファイド・エクイティ・アブソルート・リターン・ファンド

保有高	銘柄	取引相手	未実現評価増益/(損) (米ドル)	保有高	銘柄	取引相手	未実現評価増益/(損) (米ドル)	保有高	銘柄	取引相手	未実現評価増益/(損) (米ドル)
(22,310)	Microchip Technology Inc	Morgan Stanley	(63,583)	(67,596)	Milestone Scientific Inc	Barclays Bank	3,380	35,814	Mistras Group Inc	Bank of America Merrill Lynch	—
(466)	Micron Technology Inc	Barclays Bank	(578)	(20,990)	Milestone Scientific Inc	Goldman Sachs	2,309	7,157	Mistras Group Inc	Barclays Bank	573
1,165	Micron Technology Inc	Barclays Bank	1,445	(10,406)	Millendo Therapeutics Inc	Bank of America Merrill Lynch	(1,249)	3,615	Mistras Group Inc	HSBC	1,157
(6,750)	Micron Technology Inc	HSBC	(22,208)	(31,808)	Millendo Therapeutics Inc	Barclays Bank	(1,590)	37,123	Mistras Group Inc	Morgan Stanley	2,970
(13,193)	Micron Technology Inc	Morgan Stanley	(16,359)	(39,946)	Millendo Therapeutics Inc	Goldman Sachs	(4,794)	17,608	Mitek Systems Inc	Bank of America Merrill Lynch	10,037
(4,993)	Microsoft Corp	Bank of America Merrill Lynch	(22,469)	(32,935)	Millendo Therapeutics Inc	HSBC	(3,623)	2,460	Mitek Systems Inc	Barclays Bank	(295)
2,032	Microsoft Corp	Bank of America Merrill Lynch	(3,143)	(28,951)	Millendo Therapeutics Inc	Morgan Stanley	(1,448)	1,807	Mitek Systems Inc	Goldman Sachs	1,030
(1,783)	Microsoft Corp	Barclays Bank	1,961	(3,442)	Miller Industries Inc	Bank of America Merrill Lynch	1,318	2,813	Mitek Systems Inc	HSBC	4,641
4,981	Microsoft Corp	Barclays Bank	(2,731)	(25,103)	Miller Industries Inc	Barclays Bank	(11,262)	3,194	Mitek Systems Inc	Morgan Stanley	(383)
(11,075)	Microsoft Corp	Goldman Sachs	(49,838)	(21,501)	Miller Industries Inc	Goldman Sachs	9,040	(4,514)	MKS Instruments Inc	Morgan Stanley	(7,448)
842	Microsoft Corp	Goldman Sachs	2,364	(3,096)	Miller Industries Inc	Morgan Stanley	(334)	2,670	Model N Inc	Bank of America Merrill Lynch	274
4,614	Microsoft Corp	Morgan Stanley	(5,075)	15,254	Mimecast Ltd	Goldman Sachs	(2,630)	3,563	Model N Inc	Barclays Bank	6,805
(156)	MicroStrategy Inc 'A'	Bank of America Merrill Lynch	3,019	15,739	Mimecast Ltd	Morgan Stanley	(5,521)	867	Model N Inc	Goldman Sachs	818
(576)	MicroStrategy Inc 'A'	Barclays Bank	1,412	1,993	MiMedx Group Inc	Barclays Bank	1,634	2,795	Model N Inc	HSBC	(1,202)
(37)	MicroStrategy Inc 'A'	Goldman Sachs	716	3,401	MiMedx Group Inc	Goldman Sachs	5,136	8,693	Model N Inc	Morgan Stanley	16,604
8,539	Mid Penn Bancorp Inc	Bank of America Merrill Lynch	—	2,574	MiMedx Group Inc	HSBC	3,166	331	Moderna Inc	Goldman Sachs	9,092
14,154	Mid Penn Bancorp Inc	Barclays Bank	(1,982)	3,750	MiMedx Group Inc	Morgan Stanley	3,075	(786)	Moderna Inc	Goldman Sachs	443
3,743	Mid Penn Bancorp Inc	Goldman Sachs	—	(413)	Minerals Technologies Inc	Barclays Bank	(1,166)	302	Moderna Inc	Morgan Stanley	6,294
7,785	Mid Penn Bancorp Inc	HSBC	2,111	(8,422)	Minerals Technologies Inc	HSBC	(43,121)	4,613	Modine	Barclays Bank	2,698
17,763	Mid Penn Bancorp Inc	Morgan Stanley	(2,487)	(34,192)	Minerals Technologies Inc	Morgan Stanley	(76,590)	40,060	Modine	Goldman Sachs	25,238
(8,772)	Mid-America Apartment Communities Inc (REIT)	Goldman Sachs	(30,489)	(34,690)	Minerva Neurosciences Inc	HSBC	(22,895)	(6,010)	ModivCare Inc	Bank of America Merrill Lynch	(17,008)
(6,660)	Mid-America Apartment Communities Inc (REIT)	HSBC	(8,791)	(9,178)	Minerva Neurosciences Inc	Morgan Stanley	734	(775)	ModivCare Inc	Barclays Bank	612
(18,480)	Mid-America Apartment Communities Inc (REIT)	Morgan Stanley	(24,394)	51,209	Miragen Therapeutics Inc*	Goldman Sachs	(51)	(1,760)	ModivCare Inc	Goldman Sachs	(4,981)
16	Middleby Corp	Bank of America Merrill Lynch	(118)	1,884	Miragen Therapeutics Inc*	Morgan Stanley	—	(453)	ModivCare Inc	Morgan Stanley	358
3,972	Middleby Corp	Morgan Stanley	5,521	(331)	Mirati Therapeutics Inc	Bank of America	(1,337)	3,987	Moelis & Co 'A'	Barclays Bank	2,113
(1,228)	Middlefield Banc Corp	Bank of America Merrill Lynch	(381)	1,361	Mirati Therapeutics Inc	Morgan Stanley	10,031	4,483	Moelis & Co 'A'	HSBC	4,304
(402)	Middlefield Banc Corp	Barclays Bank	(125)	(1,676)	Mirati Therapeutics Inc	Barclays Bank	(8,751)	(1,204)	Mohawk Industries Inc	HSBC	19,023
(2,301)	Middlesex Water Co	Bank of America Merrill Lynch	(12,287)	(274)	Mirati Therapeutics Inc	Goldman Sachs	(726)	(3,259)	Mohawk Industries Inc	Morgan Stanley	(7,822)
(24,288)	Middlesex Water Co	Morgan Stanley	(123,869)	1,041	Mirati Therapeutics Inc	Goldman Sachs	2,281	(5,994)	Molecular Templates Inc	Barclays Bank	(60)
22,494	Midland States Bancorp Inc	Bank of America Merrill Lynch	(9,672)	1,041	Mirati Therapeutics Inc	Morgan Stanley	(18,344)	(6,051)	Molecular Templates Inc	Goldman Sachs	(3,933)
8,713	Midland States Bancorp Inc	Barclays Bank	2,265	2,730	Miram Pharmaceuticals Inc	HSBC	(3,221)	(2,483)	Molecular Templates Inc	HSBC	(1,068)
13,156	Midland States Bancorp Inc	Goldman Sachs	(5,657)	3,399	Miram Pharmaceuticals Inc	Morgan Stanley	(204)	(6,799)	Molecular Templates Inc	Morgan Stanley	(68)
15,056	Midland States Bancorp Inc	HSBC	(8,431)	3,818	Mission Produce Inc	Bank of America Merrill Lynch	2,902	(1,474)	Molina Healthcare Inc	Morgan Stanley	3,891
7,555	Midland States Bancorp Inc	Morgan Stanley	1,964	(8,510)	Misonix Inc	Bank of America Merrill Lynch	5,617	2,667	Molson Coors Beverage Co 'B'	Goldman Sachs	(398)
400	Midwest Holding Inc	Bank of America Merrill Lynch	(644)	(7,551)	Misonix Inc	HSBC	755	9,586	Molson Coors Beverage Co 'B'	HSBC	(11,887)
1,084	Midwest Holding Inc	Barclays Bank	(1,062)	(41,075)	Misonix Inc	Morgan Stanley	32,449	25,080	Molson Coors Beverage Co 'B'	Morgan Stanley	11,854
974	Midwest Holding Inc	Goldman Sachs	(1,568)	3,818	Mission Produce Inc	Bank of America Merrill Lynch	2,902	2,595	Monarch Casino & Resort Inc	Barclays Bank	(727)
1,012	Midwest Holding Inc	Morgan Stanley	(992)	28,782	Mission Produce Inc	Barclays Bank	(9,498)	1,849	Monarch Casino & Resort Inc	Goldman Sachs	(92)
11,908	MidWestOne Financial Group Inc	Bank of America Merrill Lynch	(1,786)	46,192	Mission Produce Inc	Goldman Sachs	35,106	333	Monarch Casino & Resort Inc	HSBC	103
28,737	MidWestOne Financial Group Inc	Barclays Bank	(10,058)	14,489	Mission Produce Inc	Morgan Stanley	(4,781)	(9,634)	Mondelez International Inc 'A'	Bank of America Merrill Lynch	(10,810)
37,494	MidWestOne Financial Group Inc	Goldman Sachs	(5,624)	28,782	Mission Produce Inc	Barclays Bank	(9,498)	(36,704)	Mondelez International Inc 'A'	Barclays Bank	5,505
14,191	MidWestOne Financial Group Inc	HSBC	5,534	46,192	Mission Produce Inc	Goldman Sachs	35,106	(34,327)	Mondelez International Inc 'A'	Goldman Sachs	(36,387)
33,239	MidWestOne Financial Group Inc	Morgan Stanley	(11,634)	14,489	Mission Produce Inc	Morgan Stanley	(4,781)	(18,801)	Mondelez International Inc 'A'	HSBC	(25,288)
								(14,746)	Mondelez International Inc 'A'	Morgan Stanley	2,212
								(27,151)	MoneyGram International Inc	Bank of America Merrill Lynch	(61,361)
								(8,387)	MoneyGram International Inc	Barclays Bank	(7,968)

ブラックロック・ストラテジック・ファンズ ブラックロック・アメリカズ・ダイバーシファイド・エクイティ・アブソルート・リターン・ファンド

保有高	銘柄	取引相手	未実現評価増益/(損) (米ドル)	保有高	銘柄	取引相手	未実現評価増益/(損) (米ドル)	保有高	銘柄	取引相手	未実現評価増益/(損) (米ドル)
90	MongoDB Inc	Barclays Bank	465	40,309	Morgan Stanley	Barclays Bank	50,789	(13,058)	MSG Networks Inc 'A'	Goldman Sachs	(5,093)
(463)	MongoDB Inc	Goldman Sachs	(2,091)	(1,411)	Morgan Stanley	Barclays Bank	(1,778)	(6,794)	Mueller Industries Inc	Barclays Bank	(68)
(18,376)	Monmouth Real Estate Investment Corp (REIT)	Bank of America	(177)	10,606	Morgan Stanley	Goldman Sachs	30,333	(13,144)	Mueller Industries Inc	Goldman Sachs	7,886
(31,765)	Monmouth Real Estate Investment Corp (REIT)	Merrill Lynch	33,655	33,655	Morgan Stanley	HSBC	150,774	(42,189)	Mueller Industries Inc	HSBC	23,626
(79,746)	Monmouth Real Estate Investment Corp (REIT)	Barclays Bank	8,577	(2,325)	Morgan Stanley	HSBC	(8,247)	(60,772)	Mueller Industries Inc	Morgan Stanley	(608)
(6,051)	Monmouth Real Estate Investment Corp (REIT)	Goldman Sachs	(6,278)	3,907	Morningstar Inc	Bank of America	(27,583)	(48,544)	Mueller Water	HSBC	14,563
(56,661)	Monmouth Real Estate Investment Corp (REIT)	HSBC	1,694	1,454	Morningstar Inc	Merrill Lynch	(10,265)	(61,315)	Products Inc 'A'	Morgan Stanley	(4,292)
288	Monolithic Power Systems Inc	Merrill Lynch	8,876	(2,675)	Morphic Holding Inc	Bank of America	(7,517)	(3,654)	Multipan Corp	Bank of America	93
1,033	Monolithic Power Systems Inc	HSBC	21,962	(3,986)	Morphic Holding Inc	Barclays Bank	(16,861)	(55,466)	Multipan Corp	Merrill Lynch	93
865	Monolithic Power Systems Inc	Morgan Stanley	11,435	(3,997)	Morphic Holding Inc	Goldman Sachs	(11,232)	31,696	Murphy Oil Corp	Barclays Bank	(6,983)
(16,029)	Monro Inc	Barclays Bank	12,022	5,648	Mosaic Co	Morgan Stanley	2,485	6,591	Murphy Oil Corp	Goldman Sachs	7,924
(5,819)	Monster Beverage Corp	Bank of America	(18,467)	(10,375)	Mosaic Co	Morgan Stanley	(4,565)	6,972	Murphy Oil Corp	HSBC	6,362
2,898	Monster Beverage Corp	Merrill Lynch	8,462	6,586	Motorcar Parts of America Inc	Morgan Stanley	6,784	504	Murphy USA Inc	Bank of America	(4,899)
(24,784)	Monster Beverage Corp	Barclays Bank	(21,003)	1,814	Motorola Solutions Inc	Bank of America	8,453	(5,969)	Murphy USA Inc	Bank of America	36,866
18,074	Monster Beverage Corp	Barclays Bank	18,797	3,688	Motorola Solutions Inc	Merrill Lynch	9,109	(5,466)	Murphy USA Inc	Barclays Bank	3,308
(13,677)	Monster Beverage Corp	Goldman Sachs	(38,484)	3,067	Motorola Solutions Inc	HSBC	15,029	1,808	Murphy USA Inc	Barclays Bank	(1,175)
17,712	Monster Beverage Corp	Goldman Sachs	51,719	2,992	Motorola Solutions Inc	Morgan Stanley	7,390	(2,976)	Murphy USA Inc	Goldman Sachs	16,184
(7,348)	Monster Beverage Corp	HSBC	(19,619)	(8,962)	Motorsport	Bank of America	19,985	8,859	Murphy USA Inc	Goldman Sachs	(86,109)
(33,607)	Monster Beverage Corp	Morgan Stanley	(33,696)	(4,792)	Motorsport	Merrill Lynch	10,686	9,728	Murphy USA Inc	HSBC	(80,840)
5,966	Monster Beverage Corp	Morgan Stanley	6,205	(5,764)	Movado Group Inc	Goldman Sachs	10,686	(1,048)	Murphy USA Inc	Morgan Stanley	(230)
16,922	Montauk Renewables Inc	Bank of America	7,276	(3,626)	MP Materials Corp	Barclays Bank	(1,235)	36,387	Mustang Bio Inc	Barclays Bank	5,094
25,773	Montauk Renewables Inc	Barclays Bank	(2,577)	(2,567)	MP Materials Corp	Morgan Stanley	(5,591)	23,540	Mustang Bio Inc	Goldman Sachs	11,535
19,513	Montauk Renewables Inc	Goldman Sachs	8,391	(4,245)	Mr Cooper Group Inc	Goldman Sachs	(3,014)	11,480	Mustang Bio Inc	HSBC	5,693
12,389	Montauk Renewables Inc	HSBC	8,177	21,303	MRC Global Inc	Bank of America	(28,120)	(5,108)	Mustang Bio Inc	Morgan Stanley	827
6,303	Montauk Renewables Inc	Morgan Stanley	(670)	4,967	MRC Global Inc	Merrill Lynch	(993)	(32,667)	MVB Financial Corp	Goldman Sachs	24,071
(803)	Montrose Environmental Group Inc	Bank of America	(1,780)	23,765	MRC Global Inc	Barclays Bank	(31,370)	(5,278)	MVB Financial Corp	Bank of America	(8,020)
(2,240)	Montrose Environmental Group Inc	Merrill Lynch	(1,203)	35,527	MRC Global Inc	Goldman Sachs	(28,066)	(6,738)	Myers Industries Inc	Merrill Lynch	(5,880)
3,521	Moody's Corp	Barclays Bank	12,218	3,110	MRC Global Inc	HSBC	(622)	(17,203)	Myers Industries Inc	Goldman Sachs	(950)
(1,003)	Moody's Corp	Barclays Bank	(3,480)	(579)	MSA Safety Inc	Morgan Stanley	(321)	4,557	Myers Industries Inc	HSBC	(2,224)
(741)	Moody's Corp	Goldman Sachs	(9,194)	(198)	MSA Safety Inc	HSBC	(11)	8,857	MYR Group Inc	Morgan Stanley	(3,957)
2,667	Moody's Corp	Morgan Stanley	4,254	1,595	MSA Safety Inc	Morgan Stanley	5,248	4,342	MYR Group Inc	Bank of America	21,053
(908)	Moody's Corp	Morgan Stanley	(3,151)	(612)	MSA Safety Inc	Morgan Stanley	(2,013)	3,433	Myriad Genetics Inc	Merrill Lynch	4,633
7,958	Moog Inc 'A'	Bank of America	10,425	(797)	MSC Industrial	Bank of America	805	2,716	Myriad Genetics Inc	Barclays Bank	(421)
10,835	Moog Inc 'A'	Merrill Lynch	41,715	(1,031)	MSC Industrial	Merrill Lynch	1,041	4,336	Myriad Genetics Inc	Goldman Sachs	3,076
3,279	Moog Inc 'A'	Barclays Bank	4,295	4,601	MSC Industrial	Bank of America	1,449	738	Myriad Genetics Inc	HSBC	(144)
2,525	Moog Inc 'A'	Goldman Sachs	4,295	(22,674)	MSC Industrial	Merrill Lynch	1,449	(7,072)	Myriad Genetics Inc	Morgan Stanley	(1,768)
17,900	Moog Inc 'A'	HSBC	3,485	1,065	MSC Industrial	Barclays Bank	2,721	8,494	Myriad Genetics Inc	Morgan Stanley	2,124
(171)	Morgan Group Holding Co	Morgan Stanley	68,915	(1,031)	MSC Industrial	Goldman Sachs	1,041	(5,599)	Nabors Industries Ltd	Barclays Bank	32,530
(47)	Morgan Group Holding Co	Bank of America	74	2,011	MSC Industrial	Goldman Sachs	(2,031)	(3,639)	NACCO Industries Inc 'A'	Bank of America	1,638
(9)	Morgan Group Holding Co	Merrill Lynch	114	(1,065)	MSC Industrial	HSBC	(168)	(11,948)	NACCO Industries Inc 'A'	Merrill Lynch	—
(69)	Morgan Group Holding Co	Barclays Bank	4	(283)	MSC Industrial	HSBC	(168)	2,111	NanoString Technologies Inc	Barclays Bank	—
(50)	Morgan Group Holding Co	Goldman Sachs	82	2,086	MSC Industrial	Goldman Sachs	(250)	10,092	NanoString Technologies Inc	Morgan Stanley	47,735
2,749	Morgan Stanley	HSBC	82	(330)	MSCI Inc	Morgan Stanley	(250)	(14,413)	NantHealth Inc	Barclays Bank	(1,874)
(2,348)	Morgan Stanley	Goldman Sachs	4	(1,196)	MSCI Inc	Bank of America	(3,982)	(7,500)	Napco Security Technologies Inc	Barclays Bank	8,325
		HSBC	82	(222)	MSCI Inc	Merrill Lynch	(3,982)	(14,349)	Napco Security Technologies Inc	Merrill Lynch	19,691
		Morgan Stanley	122	(109)	MSCI Inc	Barclays Bank	(6,315)	(9,555)	Napco Security Technologies Inc	Barclays Bank	9,732
		Bank of America	7,862	(4,735)	MSCI Inc	Goldman Sachs	(2,742)	(17,755)	Napco Security Technologies Inc	Goldman Sachs	9,732
		Merrill Lynch	(4,600)	(65,183)	MSCI Inc	HSBC	955		Napco Security Technologies Inc	HSBC	16,157
		Bank of America	(4,600)	(24,335)	MSG Networks Inc 'A'	Morgan Stanley	(20,268)		Napco Security Technologies Inc	HSBC	16,157
		Merrill Lynch	(4,600)	(24,335)	MSG Networks Inc 'A'	Bank of America	(25,421)		Napco Security Technologies Inc	HSBC	16,157
		Merrill Lynch	(4,600)	(24,335)	MSG Networks Inc 'A'	Merrill Lynch	(25,421)		Napco Security Technologies Inc	HSBC	16,157
		Merrill Lynch	(4,600)	(24,335)	MSG Networks Inc 'A'	Barclays Bank	9,004		Napco Security Technologies Inc	HSBC	16,157

ブラックロック・ストラテジック・ファンズ ブラックロック・アメリカズ・ダイバーシファイド・エクイティ・アブソルート・リターン・ファンド

保有高	銘柄	取引相手	未実現評価増益/(損) (米ドル)	保有高	銘柄	取引相手	未実現評価増益/(損) (米ドル)	保有高	銘柄	取引相手	未実現評価増益/(損) (米ドル)
(4,159)	Napco Security Technologies Inc	Morgan Stanley	6,821	(2,168)	National Presto Industries Inc	Bank of America Merrill Lynch	12,336	3,339	Nautilus Inc	Bank of America Merrill Lynch	1,536
(5,981)	Nasdaq Inc	Bank of America Merrill Lynch	(22,190)	(599)	National Presto Industries Inc	Barclays Bank	1,072	3,967 (20,660)	Nautilus Inc Navient Corp	Morgan Stanley Bank of America Merrill Lynch	3,570 (18,239)
(6,742)	Nasdaq Inc	Barclays Bank	(15,119)	(3,725)	National Presto Industries Inc	Goldman Sachs	21,195	(72,682)	Navient Corp	Barclays Bank	(55,965)
(9,201)	Nasdaq Inc	Goldman Sachs	(34,136)	(3,291)	National Presto Industries Inc	Morgan Stanley	5,891	(7,505)	Navient Corp	Goldman Sachs	(6,642)
(1,126)	Nasdaq Inc	Morgan Stanley	(2,715)	(3,037)	National Presto Industries Inc	HSBC	(30,638)	(30,037)	Navient Corp	HSBC	(30,638)
(3,014)	Natera Inc	Barclays Bank	(23,268)	8,881	National Research Corp	Morgan Stanley	(17,496)	(23,210)	Navient Corp	Morgan Stanley	(17,872)
7,088	Natera Inc	Barclays Bank	54,719	(8,340)	National Retail Properties Inc (REIT)	Barclays Bank	(5,588)	21,284	Navigator Holdings Ltd	Barclays Bank	(10,429)
(674)	Natera Inc	Goldman Sachs	(1,570)	(9,823)	National Retail Properties Inc (REIT)	Goldman Sachs	(12,770)	7,527	Navigator Holdings Ltd	Goldman Sachs	(4,290)
8,227	Natera Inc	Goldman Sachs	23,135	1,864	National Storage Affiliates Trust (REIT)	HSBC	(5,907)	7,820	Navigator Holdings Ltd	HSBC	(6,256)
525	Natera Inc	HSBC	1,864	19,398	National Storage Affiliates Trust (REIT)	Barclays Bank	16,100	(5,907)	Navistar International Corp	Bank of America Merrill Lynch	54
(294)	Natera Inc	Morgan Stanley	(2,270)	12,714	National Storage Affiliates Trust (REIT)	Morgan Stanley	10,553	(19,312)	Navistar International Corp	Barclays Bank	580
270	Natera Inc	Morgan Stanley	668	13,805	National Vision Holdings Inc	Bank of America Merrill Lynch	(6,220)	13,859	Navistar International Corp	Barclays Bank	(416)
2,168	Nathan's Famous Inc	Morgan Stanley	477	6,516	National Vision Holdings Inc	Barclays Bank	8,536	(23,799)	Navistar International Corp	Goldman Sachs	—
5,079	National Bank Holdings Corp 'A'	Goldman Sachs	(9,142)	24,207	National Vision Holdings Inc	Goldman Sachs	(7,129)	12,857	Navistar International Corp	Goldman Sachs	(120)
10,583	National Bank Holdings Corp 'A'	HSBC	(14,816)	10,140	National Vision Holdings Inc	HSBC	(8,142)	3,376	Navistar International Corp	HSBC	—
22,005	National Bank Holdings Corp 'A'	Morgan Stanley	(18,484)	3,471	National Vision Holdings Inc	Morgan Stanley	4,547	(6,523)	Navistar International Corp	Morgan Stanley	196
(11,221)	National Bankshares Inc	Bank of America Merrill Lynch	17,954	(572)	National Western Life Group Inc 'A'	Bank of America Merrill Lynch	5,485	2,940	Navistar International Corp	Morgan Stanley	(88)
(13,068)	National Bankshares Inc	Barclays Bank	(3,790)	(2,895)	National Western Life Group Inc 'A'	Barclays Bank	5,153	(22,827)	NBT Bancorp Inc	HSBC	(2,283)
(7,061)	National Bankshares Inc	Goldman Sachs	11,298	(2,628)	National Western Life Group Inc 'A'	Goldman Sachs	6,341	(17,747)	NBT Bancorp Inc	Morgan Stanley	19,522
(12,807)	National Bankshares Inc	Morgan Stanley	(3,714)	(692)	National Western Life Group Inc 'A'	Morgan Stanley	238	1,979	nCino Inc	Bank of America Merrill Lynch	21,057
(6,574)	National Beverage Corp	Bank of America Merrill Lynch	(29,057)	687	Natural Gas Services Group Inc	Goldman Sachs	(199)	3,207	nCino Inc	Goldman Sachs	12,842
(2,697)	National Beverage Corp	Barclays Bank	(10,276)	39,208	Natural Gas Services Group Inc	Morgan Stanley	(9,018)	1,212	NCR Corp	Goldman Sachs	(3,420)
15,063	National CineMedia Inc	Bank of America Merrill Lynch	5,573	(18,536)	Natural Grocers by Vitamin Cottage Inc	Bank of America Merrill Lynch	(1,369)	5,462	NCR Corp	HSBC	(3,769)
26,676	National CineMedia Inc	Barclays Bank	1,654	(11,553)	Natural Grocers by Vitamin Cottage Inc	Barclays Bank	(2,708)	5,215	Neenah Inc	Goldman Sachs	(17,679)
30,368	National CineMedia Inc	Goldman Sachs	11,236	(10,562)	Natural Grocers by Vitamin Cottage Inc	Goldman Sachs	2,723	9,204	Neenah Inc	Morgan Stanley	(21,629)
15,765	National CineMedia Inc	Morgan Stanley	205	(8,090)	Natural Grocers by Vitamin Cottage Inc	Morgan Stanley	(2,346)	(3,186)	Nektar Therapeutics	Bank of America Merrill Lynch	731
9,089	National Energy Services Reunited Corp	Goldman Sachs	(7,544)	19,911	Nature's Sunshine Products Inc	Bank of America Merrill Lynch	24,094	4,396	Nektar Therapeutics	Barclays Bank	623
20,866	National Energy Services Reunited Corp	Morgan Stanley	(10,224)	20,720	Nature's Sunshine Products Inc	Barclays Bank	9,738	(2,073)	Nektar Therapeutics	Barclays Bank	112
(11,315)	National Fuel Gas Co	Bank of America Merrill Lynch	2,037	10,524	Nature's Sunshine Products Inc	Goldman Sachs	10,572	(18,015)	Nektar Therapeutics	Goldman Sachs	2,162
(9,511)	National Fuel Gas Co	Barclays Bank	5,421	1,012	Nature's Sunshine Products Inc	HSBC	101	(1,594)	Nektar Therapeutics	HSBC	2,646
(6,144)	National Fuel Gas Co	Goldman Sachs	961	19,046	Nature's Sunshine Products Inc	Morgan Stanley	7,552	(7,404)	Nelnet Inc 'A'	HSBC	(2,073)
(6,167)	National Fuel Gas Co	HSBC	6,105	5,323	Natural Health Trends Corp	Morgan Stanley	(1,065)	(2,715)	Nelnet Inc 'A'	Morgan Stanley	54
(26,893)	National Fuel Gas Co	Morgan Stanley	15,329	19,911	Nature's Sunshine Products Inc	Bank of America Merrill Lynch	24,094	3,757	Nemauro Medical Inc	Barclays Bank	2,292
(22,432)	National Health Investors Inc (REIT)	Bank of America Merrill Lynch	20,638	20,720	Nature's Sunshine Products Inc	Barclays Bank	9,738	810	NEOGAMES SA	Bank of America Merrill Lynch	13,349
(11,483)	National Health Investors Inc (REIT)	Barclays Bank	9,769	19,911	Nature's Sunshine Products Inc	Goldman Sachs	10,572	1,617	NEOGAMES SA	Goldman Sachs	26,648
(8,291)	National Health Investors Inc (REIT)	Goldman Sachs	5,703	20,720	Nature's Sunshine Products Inc	Barclays Bank	9,738	5,507	Neogen Corp	Barclays Bank	(2,038)
(12,129)	National Health Investors Inc (REIT)	HSBC	54,944	10,524	Nature's Sunshine Products Inc	Goldman Sachs	10,572	2,196	Neogen Corp	Goldman Sachs	2,240
(25,152)	National Health Investors Inc (REIT)	Morgan Stanley	21,631	1,012	Nature's Sunshine Products Inc	HSBC	101	3,505	Neogen Corp	Morgan Stanley	(1,297)
(2,430)	National HealthCare Corp	Barclays Bank	2,114	19,046	Nature's Sunshine Products Inc	Morgan Stanley	7,552	(1,076)	NeoGenomics Inc	Bank of America Merrill Lynch	(3,658)
(11,408)	National HealthCare Corp	Goldman Sachs	7,187	5,323	Natural Health Trends Corp	Morgan Stanley	(1,065)	3,759	NeoGenomics Inc	Bank of America Merrill Lynch	5,998
(7,223)	National HealthCare Corp	HSBC	(18,924)	19,911	Nature's Sunshine Products Inc	Bank of America Merrill Lynch	24,094	14,508	NeoGenomics Inc	Barclays Bank	27,914
(6,119)	National HealthCare Corp	Morgan Stanley	5,324	20,720	Nature's Sunshine Products Inc	Barclays Bank	9,738	(1,162)	NeoGenomics Inc	Barclays Bank	(2,370)
44,531	National Instruments Corp	Morgan Stanley	33,398	4,246	Natus Medical Inc	Bank of America Merrill Lynch	(1,189)	8,908	NeoGenomics Inc	Goldman Sachs	28,298
				38,838	Natus Medical Inc	Goldman Sachs	(10,875)	(922)	NeoGenomics Inc	HSBC	(4,095)
				12,226	Natus Medical Inc	HSBC	(7,336)	24,146	NeoGenomics Inc	Morgan Stanley	34,385
								(6,324)	Neoleukin Therapeutics Inc	Bank of America Merrill Lynch	5,375

ブラックロック・ストラテジック・ファンズ ブラックロック・アメリカズ・ダイバーシファイド・エクイティ・アブソルート・リターン・ファンド

保有高	銘柄	取引相手	未実現損益(米ドル)	保有高	銘柄	取引相手	未実現損益(米ドル)	保有高	銘柄	取引相手	未実現損益(米ドル)
(7,958)	Neoleukin Therapeutics Inc	Barclays Bank	716	7,059	New Jersey Resources Corp	HSBC	(5,012)	(4,654)	Newell Brands Inc	HSBC	2,699
(11,281)	Neoleukin Therapeutics Inc	Goldman Sachs	6,159	2,050	New Jersey Resources Corp	Morgan Stanley	(1,169)	(14,944)	Newell Brands Inc	Morgan Stanley	(6,575)
(3,007)	Neoleukin Therapeutics Inc	HSBC	2,135	3,354	New Relic Inc	Bank of America Merrill Lynch	13,684	54,532	Newmark Group Inc 'A'	Bank of America Merrill Lynch	(16,905)
(2,605)	Neoleukin Therapeutics Inc	Morgan Stanley	234	(4,595)	New Relic Inc	Bank of America Merrill Lynch	(14,335)	21,096	Newmark Group Inc 'A'	Barclays Bank	(1,055)
(10,219)	NeoPhotonics Corp	Bank of America Merrill Lynch	(9,095)	3,253	New Relic Inc	Barclays Bank	3,546	40,818	Newmark Group Inc 'A'	Goldman Sachs	(12,654)
(15,091)	NeoPhotonics Corp	Barclays Bank	604	(2,278)	New Relic Inc	Barclays Bank	(2,483)	17,302	Newmark Group Inc 'A'	HSBC	3,114
(13,340)	NeoPhotonics Corp	Goldman Sachs	(6,272)	1,578	New Relic Inc	Goldman Sachs	6,438	5,307	Newmark Group Inc 'A'	Morgan Stanley	(265)
(12,485)	NeoPhotonics Corp	HSBC	(13,359)	(5,068)	New Relic Inc	Goldman Sachs	(19,681)	270	NewMarket Corp	Barclays Bank	502
(32,318)	NeoPhotonics Corp	Morgan Stanley	1,293	(853)	New Relic Inc	HSBC	(237)	62	NewMarket Corp	Goldman Sachs	(707)
(10,008)	NetApp Inc	Bank of America Merrill Lynch	10,709	(55,519)	New Residential Investment Corp (REIT)	Goldman Sachs	(7,773)	1,027	NewMarket Corp	HSBC	(7,939)
(10,789)	NetApp Inc	Barclays Bank	17,478	3,797	New Residential Investment Corp (REIT)	Goldman Sachs	532	458	NewMarket Corp	Morgan Stanley	852
(12,929)	NetApp Inc	Goldman Sachs	13,834	(24,940)	New Residential Investment Corp (REIT)	HSBC	(4,988)	(1,070)	NewMarket Corp	Morgan Stanley	(1,990)
19,212	NetApp Inc	Morgan Stanley	(31,123)	16,592	New Residential Investment Corp (REIT)	HSBC	4,335	26,790	Newmont Corp	Bank of America Merrill Lynch	(8,645)
(4,669)	NetApp Inc	Morgan Stanley	7,564	(54,330)	New Residential Investment Corp (REIT)	Morgan Stanley	(12,496)	12,165	Newmont Corp	Barclays Bank	(4,445)
(149)	Netflix Inc	Bank of America Merrill Lynch	(2,067)	60,837	New York Community Bancorp Inc	Bank of America Merrill Lynch	11,427	7,917	Newmont Corp	Goldman Sachs	(2,336)
(2,210)	Netflix Inc	Barclays Bank	199	145,606	New York Community Bancorp Inc	Barclays Bank	19,989	30,440	Newpark Resources Inc	Bank of America Merrill Lynch	(7,306)
(2,338)	Netflix Inc	Goldman Sachs	(33,830)	(65,602)	New York Community Bancorp Inc	Goldman Sachs	10,496	14,792	Newpark Resources Inc	Barclays Bank	—
(751)	Netflix Inc	HSBC	(12,106)	(42,667)	New York Community Bancorp Inc	HSBC	3,413	37,884	Newpark Resources Inc	HSBC	758
(1,340)	Netflix Inc	Morgan Stanley	121	(26,700)	New York Community Bancorp Inc	Morgan Stanley	4,539	(37,732)	News Corp 'A'	Barclays Bank	(2,743)
5,035	NETGEAR Inc	Goldman Sachs	7,250	67,000	New York Community Bancorp Inc	Goldman Sachs	(8,710)	(3,297)	News Corp 'A'	Goldman Sachs	(793)
7,181	NETGEAR Inc	Morgan Stanley	6,822	3,996	New York Community Bancorp Inc	HSBC	839	(86,428)	News Corp 'A'	Morgan Stanley	(13,119)
(4,138)	NetScout Systems Inc	Bank of America Merrill Lynch	(6,704)	218,628	New York Community Bancorp Inc	Morgan Stanley	32,299	(36,718)	News Corp 'B'	Morgan Stanley	(3,672)
(715)	NetScout Systems Inc	Barclays Bank	(1,051)	(122,463)	New York Mortgage Trust Inc (REIT)	Bank of America Merrill Lynch	(7,348)	(1,044)	NexImmune Inc	Bank of America Merrill Lynch	626
(15,683)	NetScout Systems Inc	Goldman Sachs	(25,406)	(101,001)	New York Mortgage Trust Inc (REIT)	Barclays Bank	(1,010)	1,044	NexImmune Inc	Barclays Bank	(407)
(25,950)	NetScout Systems Inc	HSBC	(71,103)	(131,605)	New York Mortgage Trust Inc (REIT)	Morgan Stanley	(1,316)	968	NexImmune Inc	HSBC	91
(14,832)	NetScout Systems Inc	Morgan Stanley	(21,803)	(1,249)	New York Times Co 'A'	Bank of America Merrill Lynch	(287)	3,020	NexImmune Inc	Morgan Stanley	(544)
(3,971)	NETSTREIT Corp (REIT)	Bank of America Merrill Lynch	(3,653)	3,348	New York Times Co 'A'	Barclays Bank	1,540	16,010	NexPoint Residential Trust Inc (REIT)	Morgan Stanley	7,205
(25,165)	NETSTREIT Corp (REIT)	Goldman Sachs	(23,152)	(3,324)	New York Times Co 'A'	Barclays Bank	887	(3,989)	Nexstar Media Group Inc 'A'	Bank of America Merrill Lynch	3,033
(37,849)	NeuBase Therapeutics Inc	Bank of America Merrill Lynch	(8,327)	(3,400)	New York Times Co 'A'	Goldman Sachs	(782)	1,962	Nexstar Media Group Inc 'A'	Goldman Sachs	4,816
(14,766)	NeuBase Therapeutics Inc	Barclays Bank	(2,363)	4,528	New York Times Co 'A'	HSBC	(8,739)	(1,029)	Nexstar Media Group Inc 'A'	Goldman Sachs	(29)
(1,280)	Neurocrine Biosciences Inc	Goldman Sachs	(4,019)	5,799	Nevro Corp	Bank of America Merrill Lynch	37,751	494	Nexstar Media Group Inc 'A'	HSBC	1,907
(8,953)	Neurocrine Biosciences Inc	Morgan Stanley	(3,671)	(1,653)	Nevro Corp	HSBC	3,190	(1,116)	Nexstar Media Group Inc 'A'	HSBC	(903)
(15,125)	Neuronetics Inc	Bank of America Merrill Lynch	(7,411)	14,352	Nevro Corp	Morgan Stanley	6,602	6,314	Nexstar Media Group Inc 'A'	Morgan Stanley	(5,556)
(2,414)	Neuronetics Inc	Barclays Bank	2,245	(3,116)	New York Times Co 'A'	Morgan Stanley	(1,433)	8,713	NextCure Inc	Bank of America Merrill Lynch	(1,394)
937	NeuroPace Inc	Bank of America Merrill Lynch	1,134	8,757	NewAge Inc	Barclays Bank	1,138	16,172	NextCure Inc	Barclays Bank	(8,086)
2,621	NeuroPace Inc	Barclays Bank	2,438	13,236	NewAge Inc	Goldman Sachs	3,971	4,804	NextCure Inc	Goldman Sachs	(769)
2,807	NeuroPace Inc	Goldman Sachs	3,396	7,732	NewAge Inc	HSBC	3,093	15,562	NextCure Inc	HSBC	1,712
2,074	NeuroPace Inc	Morgan Stanley	1,929	13,125	NewAge Inc	Morgan Stanley	1,706	32,282	NextDecade Corp	Morgan Stanley	646
5,799	Nevro Corp	Bank of America Merrill Lynch	37,751					(4,559)	NextEra Energy Inc	Bank of America Merrill Lynch	(6,018)
20,448	Nevro Corp	Barclays Bank	23,817					(256)	NextEra Energy Inc	Barclays Bank	207
1,649	Nevro Corp	HSBC	(436)					(17,193)	NextEra Energy Inc	Goldman Sachs	(8,872)
5,118	Nevro Corp	Morgan Stanley	820					(2,496)	NextEra Energy Inc	Morgan Stanley	2,022
(2,260)	New Fortress Energy Inc	Morgan Stanley	5,966					1,411	NextGen Healthcare Inc	Barclays Bank	(2,497)
16,064	New Jersey Resources Corp	Bank of America Merrill Lynch	2,088					19,532	NextGen Healthcare Inc	Goldman Sachs	(38,087)
73,744	New Jersey Resources Corp	Goldman Sachs	9,587					19,549	NextGen Healthcare Inc	HSBC	(32,451)
								(68,020)	NexTier Oilfield Solutions Inc	Bank of America Merrill Lynch	36,731

ブラックロック・ストラテジック・ファンズ ブラックロック・アメリカズ・ダイバーシファイド・エクイティ・アブソルート・リターン・ファンド

保有高	銘柄	取引相手	未実現評価増(減) (米ドル)	保有高	銘柄	取引相手	未実現評価増(減) (米ドル)	保有高	銘柄	取引相手	未実現評価増(減) (米ドル)
(50,644)	NexTier Oilfield Solutions Inc	Goldman Sachs	27,348	7,390	Nordstrom Inc	Barclays Bank	(29,634)	27,414	Novagold Resources Inc	HSBC	25,769
				10,641	Nordstrom Inc	Goldman Sachs	(101,834)	31,221	Novagold Resources Inc	Morgan Stanley	937
(19,021)	NGM Biopharmaceuticals Inc	Barclays Bank	7,779	3,725	Nordstrom Inc	HSBC	(16,568)	(1,033)	Novanta Inc	Bank of America	(3,399)
(1,393)	NGM Biopharmaceuticals Inc	Morgan Stanley	557	3,290	Nordstrom Inc	Morgan Stanley	(13,193)			Merrill Lynch	
8,897	NI Holdings Inc	Bank of America	(3,648)	(1,078)	Norfolk Southern Corp	Morgan Stanley	(453)	(2,473)	Novanta Inc	Barclays Bank	(4,748)
		Merrill Lynch		(6,002)	Northeast Bank	Bank of America	(2,761)	(748)	Novanta Inc	Goldman Sachs	(2,461)
11,120	NI Holdings Inc	Barclays Bank	(3,336)	(4,984)	Northeast Bank	HSBC	(9,220)	(6,339)	Novanta Inc	Morgan Stanley	(12,171)
17,241	NI Holdings Inc	Goldman Sachs	(7,069)	(1,549)	Northern Oil and Gas Inc	Bank of America	(2,246)	599	Novavax Inc	Barclays Bank	1,018
16,681	NI Holdings Inc	HSBC	6,506	(3,344)	Northern Oil and Gas Inc	Barclays Bank	(1,973)	226	Novavax Inc	Goldman Sachs	1,686
6,252	NI Holdings Inc	Morgan Stanley	(1,876)	(7,008)	Northern Oil and Gas Inc	Goldman Sachs	(10,162)	100	Novavax Inc	HSBC	(1,288)
19,538	Nicholas Financial Inc	Bank of America	2,931	364	Northern Technologies International Corp	Bank of America	(80)	(757)	Novocure Ltd	Goldman Sachs	(21,953)
		Merrill Lynch		1,976	Northern Technologies International Corp	Merrill Lynch	(435)	(2,817)	Novocure Ltd	HSBC	(61,946)
(4,589)	Nicolet Bankshares Inc	HSBC	1,010	7,337	Northern Technologies International Corp	Morgan Stanley	(3,815)	(1,775)	Novocure Ltd	Morgan Stanley	(33,299)
(1,858)	Nicolet Bankshares Inc	Morgan Stanley	(1,301)	1,965	Northern Trust Corp	Barclays Bank	1,041	2,488	Novocure Ltd	Morgan Stanley	46,675
(6,618)	Nielsen Holdings Plc	Bank of America	417	568	Northern Trust Corp	Goldman Sachs	324	29,490	NOW Inc	Bank of America	(31,554)
		Merrill Lynch		(700)	Northern Trust Corp	Morgan Stanley	(371)	22,454	NOW Inc	Merrill Lynch	
(11,120)	Nielsen Holdings Plc	HSBC	9,674	(143,894)	Northfield Bancorp Inc	Bank of America	28,779	4,874	NOW Inc	Goldman Sachs	(5,215)
(16,219)	Nielsen Holdings Plc	Morgan Stanley	2,863	(12,257)	Northfield Bancorp Inc	Goldman Sachs	2,451	8,062	NOW Inc	HSBC	(7,014)
618	NIKE Inc 'B'	Bank of America	2,237	(13,691)	Northfield Bancorp Inc	Morgan Stanley	—	9,079	NOW Inc	Morgan Stanley	(636)
		Merrill Lynch		25,641	Northrim BanCorp Inc	Barclays Bank	(18,974)	(17,467)	NRG Energy Inc	Barclays Bank	28,122
6,543	NIKE Inc 'B'	Barclays Bank	15,652	16,932	Northrim BanCorp Inc	Goldman Sachs	(36,573)	(11,608)	NRG Energy Inc	HSBC	38,423
642	NIKE Inc 'B'	Goldman Sachs	32	8,995	Northrim BanCorp Inc	HSBC	(180)	(44,364)	NRG Energy Inc	Morgan Stanley	71,426
2,167	NIKE Inc 'B'	HSBC	130	(18,836)	Northwest Natural Holding Co	Barclays Bank	1,643	4,253	NRG Energy Inc	Bank of America	1,395
5,320	NiSource Inc	Barclays Bank	(319)	2,012	Northwest Natural Holding Co	Morgan Stanley	(1,207)	5,737	Nu Skin Enterprises Inc 'A'	Merrill Lynch	
(3,686)	NiSource Inc	Morgan Stanley	221	(6,133)	Northwest Pipe Co	Bank of America	1,901	2,311	Nu Skin Enterprises Inc 'A'	Goldman Sachs	1,156
657	Nkarta Inc	Bank of America	(2,727)	(17,458)	Northwest Pipe Co	Barclays Bank	32,996	(3,791)	Nu Skin Enterprises Inc 'A'	HSBC	(3,981)
		Merrill Lynch		(18,196)	Northwest Pipe Co	Goldman Sachs	5,641	1,093	Nu Skin Enterprises Inc 'A'	HSBC	1,148
2,212	Nkarta Inc	Barclays Bank	(3,849)	(3,380)	Northwest Pipe Co	HSBC	101	(2,604)	Nu Skin Enterprises Inc 'A'	Morgan Stanley	963
3,349	Nkarta Inc	Goldman Sachs	(8,737)	(4,150)	Northwest Pipe Co	Morgan Stanley	7,844	8,795	Nu Skin Enterprises Inc 'A'	Morgan Stanley	(3,254)
681	Nkarta Inc	HSBC	(650)	10,314	NorthWestern Corp	Bank of America	(4,676)	(4,536)	Nucor Corp	Bank of America	(484)
(39,035)	NL Industries Inc	Bank of America	15,614	14,772	NorthWestern Corp	Barclays Bank	(6,073)	(4,839)	Nucor Corp	Merrill Lynch	
		Merrill Lynch		7,915	NorthWestern Corp	Goldman Sachs	(5,145)	(7,539)	Nucor Corp	Goldman Sachs	(12,006)
(2,310)	NL Industries Inc	Barclays Bank	832	24,183	NorthWestern Corp	HSBC	(98,744)	(43,331)	Nucor Corp	Morgan Stanley	35,532
(21,055)	NL Industries Inc	Goldman Sachs	8,422	70,759	NorthWestern Corp	Morgan Stanley	(23,636)	(3,169)	Nurix Therapeutics Inc	Barclays Bank	(11,694)
(3,077)	nLight Inc	Bank of America	(6,277)	(4,236)	NortonLifeLock Inc	Bank of America	(4,282)	(5,889)	Nurix Therapeutics Inc	Goldman Sachs	(12,190)
		Merrill Lynch		(23,992)	NortonLifeLock Inc	Barclays Bank	(3,839)	(8,111)	Nutanix Inc 'A'	Bank of America	615
(4,514)	nLight Inc	Barclays Bank	(7,584)	(73,592)	NortonLifeLock Inc	Goldman Sachs	(106,500)	(5,322)	Nutanix Inc 'A'	Merrill Lynch	
(432)	nLight Inc	Goldman Sachs	(881)	(33,937)	NortonLifeLock Inc	HSBC	(30,990)	4,578	Nutanix Inc 'A'	Barclays Bank	2,322
(9,503)	NMI Holdings Inc 'A'	Barclays Bank	(4,942)	(11,075)	NortonLifeLock Inc	Morgan Stanley	(1,772)	(20,103)	Nutanix Inc 'A'	Goldman Sachs	(16,294)
		Goldman Sachs		(23,190)	Norwegian Cruise Line Holdings Ltd	Barclays Bank	(42,902)	9,317	Nutanix Inc 'A'	Morgan Stanley	4,938
(6,817)	NMI Holdings Inc 'A'	Goldman Sachs	(3,886)	(2,497)	Norwood Financial Corp	Bank of America	(474)	(2,202)	Nutanix Inc 'A'	Morgan Stanley	(1,167)
(10,194)	NMI Holdings Inc 'A'	Morgan Stanley	(5,301)	(2,074)	Norwood Financial Corp	Merrill Lynch	—	(61)	NuVasive Inc	Bank of America	133
		Bank of America		(2,575)	Norwood Financial Corp	Barclays Bank	—	(2,556)	NuVasive Inc	Merrill Lynch	
(22,692)	NN Inc	Bank of America	9,758	(1,696)	Norwood Financial Corp	Goldman Sachs	(489)	(5,522)	NuVasive Inc	Barclays Bank	5,240
		Merrill Lynch		(2,825)	Norwood Financial Corp	HSBC	339	(5,024)	NuVasive Inc	Morgan Stanley	11,320
(26,938)	NN Inc	Barclays Bank	14,277	(6,588)	Norwood Financial Corp	Morgan Stanley	—	(5,266)	NV5 Global Inc	Barclays Bank	(1,181)
(12,015)	NN Inc	Goldman Sachs	5,166	(4,074)	NOV Inc	Barclays Bank	1,120	(4,057)	NV5 Global Inc	Goldman Sachs	(14,321)
(8,618)	NN Inc	HSBC	(259)	(10,028)	NOV Inc	Goldman Sachs	7,455	(4,296)	NV5 Global Inc	HSBC	(26,979)
(14,139)	NN Inc	Morgan Stanley	7,494	52,529	NOV Inc	Morgan Stanley	1,705	(6,664)	NV5 Global Inc	Morgan Stanley	(7,397)
(30,695)	Noodles & Co	Barclays Bank	(11,357)	15,190	Novagold Resources Inc	Barclays Bank	1,576	(1,318)	NVE Corp	Bank of America	3,229
(7,050)	Noodles & Co	Goldman Sachs	(7,614)		Novagold Resources Inc	Goldman Sachs	(304)			Merrill Lynch	
(18,533)	Noodles & Co	Morgan Stanley	(6,857)								
16,980	Nordic American Tankers Ltd	HSBC	2,038								
52,796	Nordic American Tankers Ltd	Morgan Stanley	(4,752)								
1,724	Nordson Corp	Bank of America	30,515								
		Merrill Lynch									
(1,585)	Nordson Corp	HSBC	(20,621)								
(4,724)	Nordson Corp	Morgan Stanley	(90,795)								
11,381	Nordstrom Inc	Bank of America	(28,102)								
		Merrill Lynch									

ブラックロック・ストラテジック・ファンズ ブラックロック・アメリカズ・ダイバーシファイド・エクイティ・アブソルート・リターン・ファンド

保有高	銘柄	取引相手	未実現損益/(損) (米ドル)	保有高	銘柄	取引相手	未実現損益/(損) (米ドル)	保有高	銘柄	取引相手	未実現損益/(損) (米ドル)
(13,725)	NVE Corp	Barclays Bank	5,078	27,825	OceanFirst	Barclays Bank	835	(125,740)	Old National Bancorp	Morgan Stanley	16,346
(8,143)	NVE Corp	Goldman Sachs	19,950		Financial Corp			(13,637)	Old Republic	Bank of America	(64)
(1,851)	NVE Corp	HSBC	11,291	47,671	OceanFirst	HSBC	(4,767)		International Corp	Merrill Lynch	
(452)	NVE Corp	Morgan Stanley	167		Financial Corp			(151,986)	Old Republic	Barclays Bank	22,798
(22,899)	nVent Electric Plc	Barclays Bank	(15,342)	68,713	OceanFirst	Morgan Stanley	2,061		International Corp		
(12,492)	nVent Electric Plc	Goldman Sachs	(7,245)		Financial Corp			(17,344)	Old Republic	Goldman Sachs	(1,134)
(2,221)	nVent Electric Plc	HSBC	(1,288)	(2,874)	Ocular	Bank of America	(746)		International Corp		
(9,688)	nVent Electric Plc	Morgan Stanley	(6,491)	(669)	Therapeutix Inc	Merrill Lynch	(328)	(11,340)	Old Republic	HSBC	(2,608)
(1,823)	NVIDIA Corp	Bank of America	(151,601)		Ocular	Goldman Sachs		(79,015)	International Corp		
		Merrill Lynch		(19,987)	Therapeutix Inc		(10,793)		Old Republic	Morgan Stanley	7,326
(742)	NVIDIA Corp	Barclays Bank	(18,773)		Ocular	Morgan Stanley			International Corp		
(738)	NVIDIA Corp	Goldman Sachs	(61,372)	1,786	Therapeutix Inc			16,733	Old Second Bancorp Inc	Morgan Stanley	557
974	NVIDIA Corp	Goldman Sachs	303	4,508	Ocwen Financial Corp	Bank of America	536	887	Olema	Bank of America	3,575
(1,073)	NVIDIA Corp	Morgan Stanley	(20,237)	3,363	Ocwen Financial Corp	Merrill Lynch			Pharmaceuticals Inc	Merrill Lynch	
(19)	NVR Inc	Bank of America	(533)	5,496	Ocwen Financial Corp	Barclays Bank	(5,455)	2,140	Olema	Goldman Sachs	8,624
		Merrill Lynch		832	Ocwen Financial Corp	Goldman Sachs	1,009	7,507	Pharmaceuticals Inc		
(55)	NVR Inc	Goldman Sachs	(2,506)	5,496	Odonate	Bank of America	1,681		Pharmaceuticals Inc	Morgan Stanley	20,494
(17)	NVR Inc	HSBC	(938)	6,022	Odonate	Merrill Lynch	1,704	(1,106)	Olin Corp	Barclays Bank	(1,261)
(521)	NVR Inc	Morgan Stanley	(118,756)	7,778	Odonate	Barclays Bank	1,927	(13,084)	Olin Corp	HSBC	(44,093)
(4,384)	NXP	Bank of America	(41,839)		Therapeutics Inc			(964)	Olin Corp	Morgan Stanley	(1,099)
	Semiconductors NV	Merrill Lynch		9,043	Therapeutics Inc	Goldman Sachs	2,411	6,824	Ollie's Bargain	Bank of America	59,883
(14,710)	NXP	Barclays Bank	(103,558)	(697)	Odonate			484	Outlet Holdings Inc	Merrill Lynch	
	Semiconductors NV			(7,784)	Therapeutics Inc			4,423	Outlet Holdings Inc	Barclays Bank	3,041
(920)	NXP	Morgan Stanley	(2,814)	(26,121)	ODP Corp	Barclays Bank	(15,554)	(4,907)	Outlet Holdings Inc	Morgan Stanley	(45,292)
	Semiconductors NV			6,477	ODP Corp	Morgan Stanley	(293)		Outlet Holdings Inc		
23,651	Nymox	Bank of America	(5,440)	(7,784)	Office Properties	HSBC	(13,544)	4,423	Ollie's Bargain	Goldman Sachs	28,288
	Pharmaceutical Corp	Merrill Lynch			Income Trust (REIT)				Outlet Holdings Inc		
21,901	Nymox	Goldman Sachs	(5,037)	(26,121)	Office Properties	Morgan Stanley	(10,187)	(4,907)	Ollie's Bargain	Morgan Stanley	(45,292)
	Pharmaceutical Corp				Income Trust (REIT)				Outlet Holdings Inc		
50,506	Nymox	Morgan Stanley	—	99,621	OGE Energy Corp	Goldman Sachs	4,599	707	Ollie's Bargain	Morgan Stanley	5,009
	Pharmaceutical Corp			(5,497)	OGE Energy Corp	Morgan Stanley	58,776	4,226	Outlet Holdings Inc		
1,509	Oak Street Health Inc	Barclays Bank	(3,259)	(15,152)	Ohio Valley Banc Corp	Bank of America	1,429	5,695	Olympic Steel Inc	Bank of America	11,960
950	Oak Street Health Inc	Goldman Sachs	2,736	(3,167)	O-I Glass Inc	Merrill Lynch		9,614	Olympic Steel Inc	Merrill Lynch	
1,060	Oak Street Health Inc	Morgan Stanley	(2,290)	(64,768)	O-I Glass Inc	Morgan Stanley	(25,260)	5,620	Olympic Steel Inc	Barclays Bank	11,333
3,294	Oak Valley Bancorp	Bank of America	3,854	24,150	O-I Glass Inc	HSBC	(602)	12,071	Olympic Steel Inc	Goldman Sachs	27,208
		Merrill Lynch			Oil States	Morgan Stanley	(25,260)	342	Olympic Steel Inc	HSBC	4,215
6,482	Oak Valley Bancorp	Barclays Bank	5,510	20,759	Oil States	Goldman Sachs	(9,419)	12,071	Olympic Steel Inc	Morgan Stanley	24,021
10,299	Oak Valley Bancorp	Goldman Sachs	12,050	37,405	International Inc			42	Omega Flex Inc	Morgan Stanley	(1,036)
8,159	Oak Valley Bancorp	HSBC	13,626	(1,289)	Oil States	HSBC	(623)	2,045	Omega Healthcare	Bank of America	1,288
7,856	Oak Valley Bancorp	Morgan Stanley	6,678	(8,490)	International Inc				Investors Inc (REIT)	Merrill Lynch	
1,842	Occidental	Bank of America	(792)	(1,475)	Oil States	Morgan Stanley	748	6,871	Omega Healthcare	Barclays Bank	275
	Petroleum Corp	Merrill Lynch			International Inc				Investors Inc (REIT)		
(642)	Occidental	Bank of America	263	(3,355)	Oil-Dri Corp of America	Barclays Bank	219	1,136	Omega Healthcare	Goldman Sachs	956
	Petroleum Corp	Merrill Lynch			Oil-Dri Corp of America			(13,626)	Investors Inc (REIT)	Morgan Stanley	(545)
998	Occidental	Bank of America	(409)	5,662	Oil-Dri Corp of America	Goldman Sachs	(5,603)	18,474	Omega Healthcare	Morgan Stanley	739
4,386	Occidental	Barclays Bank	2,281	781	Okta Inc	HSBC	(369)	(20,566)	Omega Healthcare	Morgan Stanley	
	Petroleum Corp			638	Okta Inc	Morgan Stanley	570	16,137	Investors Inc (REIT)		
2,799	Occidental	Goldman Sachs	2,914	787	Okta Inc			3,297	Omeros Corp	Barclays Bank	(737)
	Petroleum Corp			988	Okta Inc	Barclays Bank	(2,969)	16,137	Omeros Corp	Barclays Bank	31,471
(3,362)	Occidental	HSBC	1,849	1,009	Old Dominion	Goldman Sachs	(3,824)	6,229	Omicell Inc	Morgan Stanley	6,429
	Petroleum Corp				Freight Line Inc	Merrill Lynch	(943)	6,229	Omicell Inc	Morgan Stanley	(7,921)
2,916	Occidental	Morgan Stanley	(692)	1,82	Old Dominion	Barclays Bank	138	6,229	Omicell Inc	Barclays Bank	(5,980)
	Petroleum Corp			811	Freight Line Inc			13,795	Omicell Inc	Goldman Sachs	(5,661)
(1,729)	Occidental	Bank of America	(692)	8,511	Freight Line Inc	Morgan Stanley	12,193	7,013	Omicell Inc	HSBC	(35,315)
	Petroleum Corp	Merrill Lynch		(8,699)	Old National Bancorp	Barclays Bank	(603)	29,916)	Omicell Inc	Morgan Stanley	(6,732)
2,769	Occidental	Morgan Stanley	1,440	(33,482)	Old National Bancorp	Goldman Sachs	18,750	(29,916)	ON Semiconductor Corp	Morgan Stanley	(19,681)
	Petroleum Corp			(22,377)	Old National Bancorp	HSBC	4,028		ON Semiconductor Corp		
644	Ocean Bio-Chem Inc	Bank of America	811		Old National Bancorp			(32,664)	Oncocyte Corp	Morgan Stanley	(2,286)
		Merrill Lynch			Old National Bancorp			216	Oncorus Inc	Bank of America	488
1,466	Ocean Bio-Chem Inc	Barclays Bank	1,393		Old National Bancorp				Oncorus Inc	Merrill Lynch	
12,690	Oceanecering	Goldman Sachs	(12,309)		Old National Bancorp			9,268	Oncorus Inc	Barclays Bank	8,805
	International Inc				Old National Bancorp	Barclays Bank	(603)	11,874	Oncorus Inc	Goldman Sachs	26,835
38,233	Oceanecering	Morgan Stanley	(3,059)		Old National Bancorp	Goldman Sachs	18,750	3,206	Oncorus Inc	Morgan Stanley	3,046
	International Inc				Old National Bancorp	HSBC	4,028				

ブラックロック・ストラテジック・ファンズ ブラックロック・アメリカズ・ダイバーシファイド・エクイティ・アブソルート・リターン・ファンド

保有高	銘柄	取引相手	未実現損益/額 (米ドル)	保有高	銘柄	取引相手	未実現損益/額 (米ドル)	保有高	銘柄	取引相手	未実現損益/額 (米ドル)
5,848	Oncternal Therapeutics Inc	Bank of America Merrill Lynch	2,281	(1,782)	Open Lending Corp 'A'	Morgan Stanley	(3,350)	1,484	Organogenesis Holdings Inc	Bank of America Merrill Lynch	2,087
3,627	Oncternal Therapeutics Inc	Barclays Bank	1,705	9,084	Open Lending Corp 'A'	Morgan Stanley	17,078	7,897	Organogenesis Holdings Inc	Goldman Sachs	6,318
3,484	Oncternal Therapeutics Inc	Goldman Sachs	1,359	(45,387)	Opendoor Technologies Inc	Barclays Bank	(24,386)	3,603	Organogenesis Holdings Inc	Morgan Stanley	2,198
7,969	Oncternal Therapeutics Inc	HSBC	3,388	11,606	OPKO Health Inc	Bank of America Merrill Lynch	(492)	3,306	Orgenesis Inc	Bank of America Merrill Lynch	(99)
(2,174)	Ondas Holdings Inc	Bank of America Merrill Lynch	(3,739)	6,120	OPKO Health Inc	Goldman Sachs	1,285	7,279	Orgenesis Inc	Barclays Bank	—
(31,644)	Ondas Holdings Inc	Barclays Bank	(49,681)	4,646	OPKO Health Inc	HSBC	42	7,034	Orgenesis Inc	Goldman Sachs	(211)
7,592	ONE Gas Inc	Goldman Sachs	911	64,147	OPKO Health Inc	Morgan Stanley	3,849	6,913	Orgenesis Inc	Morgan Stanley	—
6,182	ONE Group Hospitality Inc	Bank of America Merrill Lynch	(2,658)	14,702	Oportun Financial Corp	Goldman Sachs	(12,938)	1,138	ORIC Pharmaceuticals Inc	Barclays Bank	216
2,843	ONE Group Hospitality Inc	Goldman Sachs	(1,222)	9,770	Oportun Financial Corp	HSBC	(18,758)	1,861	ORIC Pharmaceuticals Inc	Goldman Sachs	(4,001)
620	ONE Group Hospitality Inc	HSBC	893	876	Oportun Financial Corp	Morgan Stanley	(1,498)	(21,634)	Origin Bancorp Inc	Morgan Stanley	(2,812)
11,602	ONE Group Hospitality Inc	Morgan Stanley	3,945	(8,698)	Oppenheimer Holdings Inc 'A'	Morgan Stanley	(6,437)	(27,530)	Orion Energy Systems Inc	Bank of America Merrill Lynch	(15,692)
10,545	One Liberty Properties Inc (REIT)	Goldman Sachs	5,589	(3,004)	OptimizeRx Corp	Bank of America Merrill Lynch	(16,252)	(28,014)	Orion Energy Systems Inc	Barclays Bank	(10,645)
5,541	OneMain Holdings Inc	Bank of America Merrill Lynch	18,106	(2,089)	OptimizeRx Corp	Barclays Bank	(480)	(4,857)	Orion Energy Systems Inc	HSBC	(4,080)
566	OneMain Holdings Inc	Barclays Bank	1,517	(1,868)	OptimizeRx Corp	Goldman Sachs	(10,106)	(22,172)	Orion Energy Systems Inc	Morgan Stanley	(8,425)
4,948	OneMain Holdings Inc	Goldman Sachs	15,834	(17,093)	OptimizeRx Corp	Morgan Stanley	(3,931)	(51,954)	Orion Engineered Carbons SA	Barclays Bank	6,234
10,759	OneMain Holdings Inc	HSBC	21,410	34,703	Optinose Inc	Bank of America Merrill Lynch	347	(2,061)	Ormat Technologies Inc	Bank of America	(7,646)
5,232	OneMain Holdings Inc	Morgan Stanley	3,486	27,036	Optinose Inc	Goldman Sachs	270	(537)	Ormat Technologies Inc	Merrill Lynch	134
(2,864)	ONEOK Inc	Bank of America Merrill Lynch	6,501	21,787	Optinose Inc	HSBC	5,229	(1,018)	Ormat Technologies Inc	Goldman Sachs	(1,603)
(944)	ONEOK Inc	Barclays Bank	1,322	12,313	Option Care Health Inc	Morgan Stanley	(6,403)	3,236	Ormat Technologies Inc	Goldman Sachs	12,006
(7,855)	ONEOK Inc	Goldman Sachs	17,831	(6,822)	Oracle Corp	Bank of America Merrill Lynch	1,348	2,859	Ormat Technologies Inc	HSBC	8,348
(2,354)	ONEOK Inc	HSBC	2,872	(9,536)	Oracle Corp	Barclays Bank	6,103	(2,157)	Ormat Technologies Inc	Morgan Stanley	539
(3,731)	ONEOK Inc	Morgan Stanley	5,223	6,113	Oracle Corp	Barclays Bank	(3,912)	4,262	Ormat Technologies Inc	Goldman Sachs	(1,151)
9,455	ONEOK Inc	Morgan Stanley	(13,237)	(4,159)	Oracle Corp	Goldman Sachs	1,414	4,262	Ormat Technologies Inc	Bank of America	(1,151)
(19,882)	OneSpan Inc	Goldman Sachs	(25,548)	9,490	Oracle Corp	Goldman Sachs	(3,227)	11,579	Ormat Technologies Inc	Bank of America	(1,151)
(4,406)	OneSpan Inc	HSBC	(6,212)	(11,585)	Oracle Corp	HSBC	16,335	23,587	Ormat Technologies Inc	Merrill Lynch	(6,021)
(19,890)	OneSpan Inc	Morgan Stanley	(8,354)	(34,272)	Oracle Corp	Morgan Stanley	21,189	23,587	Ormat Technologies Inc	Barclays Bank	(6,021)
(4,721)	OneSpaWorld Holdings Ltd	Morgan Stanley	(1,652)	28,015	OraSure Technologies Inc	Bank of America Merrill Lynch	4,763	1,767	Ormat Technologies Inc	Barclays Bank	1,043
(14,457)	OneSpaWorld Holdings Ltd	Goldman Sachs	(3,759)	9,794	OraSure Technologies Inc	Barclays Bank	196	21,494	Ormat Technologies Inc	Goldman Sachs	(6,368)
(7,141)	OneSpaWorld Holdings Ltd	HSBC	(5,713)	33,563	OraSure Technologies Inc	Goldman Sachs	5,706	1,417	Ormat Technologies Inc	HSBC	1,043
(3,959)	OneSpaWorld Holdings Ltd	Morgan Stanley	(787)	4,856	OraSure Technologies Inc	HSBC	(583)	(2,931)	Ormat Technologies Inc	Morgan Stanley	(11,177)
(1,168)	OneWater Marine Inc 'A'	Bank of America Merrill Lynch	2,044	11,072	OraSure Technologies Inc	Morgan Stanley	7	4,722	Ormat Technologies Inc	Bank of America	113
(7,387)	OneWater Marine Inc 'A'	Barclays Bank	(7,134)	(19,579)	Orbital Energy Group Inc	Barclays Bank	(8,223)	(2,931)	Ormat Technologies Inc	Merrill Lynch	(882)
(606)	OneWater Marine Inc 'A'	Morgan Stanley	(600)	(24,163)	Orchid Island Capital Inc (REIT)	Barclays Bank	3,141	(5,434)	Ormat Technologies Inc	Bank of America	(882)
(14,264)	Onto Innovation Inc	Morgan Stanley	(76,883)	(133,549)	Orchid Island Capital Inc (REIT)	Goldman Sachs	5,342	(13,756)	Ormat Technologies Inc	Merrill Lynch	(882)
(7,438)	Ontrak Inc	Barclays Bank	(5,207)	(7,716)	Orchid Island Capital Inc (REIT)	HSBC	(77)	(7,064)	Ormat Technologies Inc	Barclays Bank	(2,663)
26,528	Ooma Inc	Bank of America Merrill Lynch	86,216	(41,453)	Orchid Island Capital Inc (REIT)	Morgan Stanley	5,389	18,001	Ormat Technologies Inc	HSBC	507
17,763	Ooma Inc	Goldman Sachs	57,730	211	O'Reilly Automotive Inc	Barclays Bank	(371)	(3,386)	Ormat Technologies Inc	Morgan Stanley	8,820
2,363	Ooma Inc	HSBC	7,892	(395)	O'Reilly Automotive Inc	Barclays Bank	574	13,011	Ormat Technologies Inc	Goldman Sachs	(2,291)
1,148	Ooma Inc	Morgan Stanley	3,880	(965)	O'Reilly Automotive Inc	Goldman Sachs	9,146	2,837	Ormat Technologies Inc	Bank of America	(5,649)
10,568	OP Bancorp	Bank of America Merrill Lynch	(4,610)	(5,114)	O'Reilly Automotive Inc	Morgan Stanley	7,394	2,837	Ormat Technologies Inc	Merrill Lynch	(1,457)
23,439	OP Bancorp	Goldman Sachs	(11,720)						Orthofix Medical Inc	Bank of America	(5,649)
1,350	OP Bancorp	HSBC	(1,134)						Orthofix Medical Inc	Merrill Lynch	(1,457)
26,830	OP Bancorp	Morgan Stanley	(6,439)						Orthofix Medical Inc	Barclays Bank	(15,460)
									Orthofix Medical Inc	Morgan Stanley	(353)

ブラックロック・ストラテジック・ファンズ ブラックロック・アメリカズ・ダイバーシファイド・エクイティ・アブソルート・リターン・ファンド

保有高	銘柄	取引相手	未実現評価増益/(損) (米ドル)	保有高	銘柄	取引相手	未実現評価増益/(損) (米ドル)	保有高	銘柄	取引相手	未実現評価増益/(損) (米ドル)
(5,041)	OrthoPediatrics Corp	Bank of America Merrill Lynch	(11,594)	(43,277)	Ovid therapeutics Inc	Goldman Sachs	(20,773)	3,327	PacWest Bancorp	Bank of America Merrill Lynch	(4,059)
(545)	OrthoPediatrics Corp	Barclays Bank	(638)	(4,076)	Ovid therapeutics Inc	HSBC	(3,179)	1,891	PacWest Bancorp	Barclays Bank	700
(4,169)	OrthoPediatrics Corp	Goldman Sachs	(9,589)					4,800	PacWest Bancorp	HSBC	4,301
(6,155)	OrthoPediatrics Corp	Morgan Stanley	(7,201)	1,209	Ovintiv Inc	Bank of America Merrill Lynch	(19)	5,249	PacWest Bancorp	Morgan Stanley	1,943
1,188	Oscar Health Inc 'A'	Bank of America Merrill Lynch	1,333	20,581	Ovintiv Inc	Barclays Bank	12,321	36,233	PAE Inc	Bank of America Merrill Lynch	(17,392)
25,568	Oscar Health Inc 'A'	Barclays Bank	32,982	9,790	Ovintiv Inc	Goldman Sachs	(455)	78,524	PAE Inc	Barclays Bank	(31,410)
3,561	Oscar Health Inc 'A'	Goldman Sachs	5,769	10,305	Ovintiv Inc	HSBC	11,898	22,187	PAE Inc	Goldman Sachs	(7,163)
2,031	Oscar Health Inc 'A'	HSBC	2,018	18,625	Ovintiv Inc	Morgan Stanley	12,706	27,978	PAE Inc	HSBC	(12,035)
695	Oscar Health Inc 'A'	Morgan Stanley	897	(1,176)	Owens & Minor Inc	Barclays Bank	(15,206)	13,513	PAE Inc	Morgan Stanley	(5,405)
(7,532)	Oshkosh Corp	Bank of America Merrill Lynch	23,491	(2,325)	Owens & Minor Inc	HSBC	(26,273)	3,621	PagerDuty Inc	Bank of America Merrill Lynch	22,849
730	Oshkosh Corp	Barclays Bank	(185)	261	Owens Corning	Bank of America Merrill Lynch	241	3,177	PagerDuty Inc	Barclays Bank	11,469
(1,194)	Oshkosh Corp	Barclays Bank	239	10,687	Owens Corning	Goldman Sachs	3,986	10,047	PagerDuty Inc	Goldman Sachs	48,463
4,158	Oshkosh Corp	Goldman Sachs	(22,786)	4,279	Owens Corning	Morgan Stanley	2,289	3,079	PagerDuty Inc	Morgan Stanley	11,115
(3,953)	Oshkosh Corp	Goldman Sachs	20,901	1,978	Oxford Industries Inc	Bank of America Merrill Lynch	218	(1,321)	Palantir Technologies Inc 'A'	Bank of America Merrill Lynch	(3,289)
(1,967)	Oshkosh Corp	HSBC	7,761	4,250	Oxford Industries Inc	Barclays Bank	12,028	(11,905)	Palantir Technologies Inc 'A'	Goldman Sachs	(29,643)
12,660	Oshkosh Corp	Morgan Stanley	(2,532)	1,892	Oxford Industries Inc	Morgan Stanley	5,354	(3,196)	Palo Alto Networks Inc	HSBC	(70,024)
(6,043)	Oshkosh Corp	Morgan Stanley	1,209	3,159	Oyster Point Pharma Inc	Barclays Bank	569	(1,857)	Palo Alto Networks Inc	Morgan Stanley	2,358
1,056	OSI Systems Inc	Bank of America Merrill Lynch	834	8,389	Oyster Point Pharma Inc	Goldman Sachs	7,886	(4,280)	Palomar Holdings Inc	Bank of America Merrill Lynch	(32,614)
6,794	OSI Systems Inc	Barclays Bank	6,794	5,751	Oyster Point Pharma Inc	HSBC	6,269	(1,403)	Palomar Holdings Inc	Barclays Bank	(5,037)
6,255	OSI Systems Inc	Goldman Sachs	4,941	11,793	Oyster Point Pharma Inc	Morgan Stanley	2,123	(791)	Palomar Holdings Inc	HSBC	(5,418)
473	OSI Systems Inc	HSBC	270	7,122	PACCAR Inc	Morgan Stanley	(1,994)	(4,690)	Palomar Holdings Inc	Morgan Stanley	(16,837)
34,551	OSI Systems Inc	Morgan Stanley	33,186	(6,852)	Pacific Biosciences of California Inc	Bank of America Merrill Lynch	(25,079)	(798)	PAM Transportation Services Inc	Barclays Bank	383
16,828	Osmotica Pharmaceuticals Plc	Morgan Stanley	(505)	(4,746)	Pacific Biosciences of California Inc	Goldman Sachs	(14,509)	(2,802)	PAM Transportation Services Inc	Morgan Stanley	1,345
7,816	Otis Worldwide Corp	Barclays Bank	(630)	(9,974)	Pacific Mercantile Bancorp	Barclays Bank	1,297	10,265	Pan American Silver Corp	Bank of America Merrill Lynch	51
37,418	Otis Worldwide Corp	Goldman Sachs	89	(13,526)	Pacific Mercantile Bancorp Inc	Bank of America Merrill Lynch	(2,000)	46,959	Pan American Silver Corp	Goldman Sachs	235
5,412	Otis Worldwide Corp	HSBC	897	(32,579)	Pacific Premier Bancorp Inc	Barclays Bank	(23,131)	21,553	Pan American Silver Corp	Morgan Stanley	—
9,399	Otis Worldwide Corp	Morgan Stanley	(2,332)	(60,661)	Pacific Premier Bancorp Inc	Goldman Sachs	—	(102,658)	Pangaea Logistics Solutions Ltd	Barclays Bank	11,341
(72,684)	Otonomy Inc	Bank of America Merrill Lynch	2,907	(6,848)	Pacific Premier Bancorp Inc	HSBC	(3,629)	(5,732)	Pangaea Logistics Solutions Ltd	Goldman Sachs	(1,548)
(14,831)	Otonomy Inc	Goldman Sachs	593	(8,059)	Pacific Premier Bancorp Inc	Morgan Stanley	(5,722)	(8,167)	Papa John's International Inc	Barclays Bank	3,348
7,486	Otter Tail Corp	Barclays Bank	1,198	(4,829)	Pacira	Bank of America Merrill Lynch	4,845	(169)	Papa John's International Inc	Goldman Sachs	380
4,735	Outfront Media Inc (REIT)	Bank of America Merrill Lynch	4,025	(4,527)	Pacira	Barclays Bank	26,302	8,815	Par Pacific Holdings Inc	Barclays Bank	(2,204)
10,604	Outfront Media Inc (REIT)	Barclays Bank	4,454	(4,527)	Pacira	Goldman Sachs	979	14,196	Par Pacific Holdings Inc	Goldman Sachs	8,660
32,129	Outfront Media Inc (REIT)	HSBC	9,960	(1,053)	Pacira	Goldman Sachs	979	14,168	Par Pacific Holdings Inc	Morgan Stanley	(3,542)
12,561	Outfront Media Inc (REIT)	Morgan Stanley	5,276	(8,863)	Pacira	HSBC	1,950	669	PAR Technology Corp	Bank of America Merrill Lynch	5,780
(4,393)	Outset Medical Inc	Bank of America Merrill Lynch	(21,701)	(3,124)	Packaging Corp of America	Bank of America Merrill Lynch	9,909	1,962	PAR Technology Corp	Goldman Sachs	16,952
(638)	Outset Medical Inc	Barclays Bank	(1,480)	(1,165)	Packaging Corp of America	Barclays Bank	3,320	1,348	Paramount Group Inc (REIT)	Bank of America Merrill Lynch	620
(138,038)	Overseas Shipholding Group Inc 'A'	Bank of America Merrill Lynch	(13,804)	(741)	Packaging Corp of America	Goldman Sachs	2,512	(13,821)	Paramount Group Inc (REIT)	Goldman Sachs	(6,358)
(25,219)	Overseas Shipholding Group Inc 'A'	Barclays Bank	252	(3,320)	Packaging Corp of America	Goldman Sachs	(21,514)	61,268	Paramount Group Inc (REIT)	HSBC	23,282
(11,707)	Overseas Shipholding Group Inc 'A'	Goldman Sachs	(1,171)	(5,046)	Packaging Corp of America	Morgan Stanley	14,381	112,955	Paramount Group Inc (REIT)	Morgan Stanley	7,907
(9,870)	Overseas Shipholding Group Inc 'A'	HSBC	395	(2,455)	Pactiv Evergreen Inc	Bank of America Merrill Lynch	(134)	(29,496)	Paratek Pharmaceuticals Inc	Goldman Sachs	(23,007)
(4,708)	Overstock.com Inc	Bank of America Merrill Lynch	(36,135)	(25,755)	Pactiv Evergreen Inc	Barclays Bank	28,048	(15,672)	Paratek Pharmaceuticals Inc	Morgan Stanley	(3,761)
2,618	Overstock.com Inc	Bank of America Merrill Lynch	30,657	(6,435)	Pactiv Evergreen Inc	Goldman Sachs	3,750				
3,797	Overstock.com Inc	Goldman Sachs	44,463								
526	Overstock.com Inc	HSBC	5,476								
3,216	Overstock.com Inc	Morgan Stanley	14,472								
(11,490)	Ovid therapeutics Inc	Barclays Bank	(3,217)								

ブラックロック・ストラテジック・ファンズ ブラックロック・アメリカズ・ダイバーシファイド・エクイティ・アブソルート・リターン・ファンド

保有高	銘柄	取引相手	未実現評価増益/(損) (米ドル)	保有高	銘柄	取引相手	未実現評価増益/(損) (米ドル)	保有高	銘柄	取引相手	未実現評価増益/(損) (米ドル)
(12,531)	Park Aerospace Corp	Bank of America Merrill Lynch	(12,155)	12,510	Paya Holdings Inc 'A'	Barclays Bank	(3,503)	(14,206)	Pebblebrook Hotel Trust (REIT)	Goldman Sachs	2,324
(27,056)	Park Aerospace Corp	Barclays Bank	(11,289)	26,358	Paychex Inc	Bank of America Merrill Lynch	34,002	(2,875)	Pebblebrook Hotel Trust (REIT)	Morgan Stanley	(1,409)
(36,926)	Park Aerospace Corp	Goldman Sachs	(35,818)	14,016	Paychex Inc	Barclays Bank	(9,612)	418	Pegasystems Inc	Bank of America Merrill Lynch	573
(14,459)	Park Aerospace Corp	HSBC	(27,906)	24,601	Paychex Inc	Goldman Sachs	31,735	11,300	Pegasystems Inc	Barclays Bank	(43,844)
(19,328)	Park Aerospace Corp	Morgan Stanley	(9,277)	(62)	Paycom Software Inc	Bank of America Merrill Lynch	(459)	5,649	Pegasystems Inc	Goldman Sachs	7,739
(21,646)	Park City Group Inc	Bank of America Merrill Lynch	(19,048)	(2,665)	Paycom Software Inc	Barclays Bank	18,229	1,015	Pegasystems Inc	HSBC	(264)
(117,868)	Park City Group Inc	Barclays Bank	70,721	7,608	Paycom Software Inc	Bank of America Merrill Lynch	47,812	2,072	Pegasystems Inc	Morgan Stanley	(8,039)
(10,895)	Park City Group Inc	Goldman Sachs	(9,588)	1,230	Paycom Software Inc	Barclays Bank	(689)	(795)	Peloton Interactive Inc 'A'	Barclays Bank	(7,274)
33,600	Park Hotels & Resorts Inc (REIT)	Bank of America Merrill Lynch	(25,872)	3,877	Paycom Software Inc	Goldman Sachs	24,614	(983)	Peloton Interactive Inc 'A'	HSBC	(22,432)
6,932	Park Hotels & Resorts Inc (REIT)	Barclays Bank	694	3,736	Paycom Software Inc	HSBC	12,856	(8,597)	Peloton Interactive Inc 'A'	Morgan Stanley	(78,663)
1,334	Park Hotels & Resorts Inc (REIT)	Goldman Sachs	(1,027)	5,514	Paycom Software Inc	Morgan Stanley	(3,088)	(6,610)	Penn National Gaming Inc	Bank of America Merrill Lynch	(7,403)
22,834	Park Hotels & Resorts Inc (REIT)	HSBC	(29,228)	(1,973)	PayPal Holdings Inc	Bank of America Merrill Lynch	(30,897)	1,942	Penn National Gaming Inc	Barclays Bank	3,476
10,528	Park Hotels & Resorts Inc (REIT)	Morgan Stanley	1,053	(1,516)	PayPal Holdings Inc	Barclays Bank	(4,321)	(1,679)	Penn National Gaming Inc	Goldman Sachs	(1,880)
(27,763)	Park National Corp	Morgan Stanley	(36,925)	1,198	PayPal Holdings Inc	Goldman Sachs	18,761	4,443	Penn National Gaming Inc	HSBC	72,821
(11,201)	Parke Bancorp Inc	Bank of America Merrill Lynch	(1,363)	(4,412)	PayPal Holdings Inc	Goldman Sachs	(64,394)	(208)	Penn National Gaming Inc	Morgan Stanley	7,947
(4,779)	Parke Bancorp Inc	Barclays Bank	(621)	4,443	PayPal Holdings Inc	HSBC	72,821	1,211	Penn National Gaming Inc	Morgan Stanley	(1,484)
(2,929)	Parke Bancorp Inc	Goldman Sachs	(1,453)	(4,826)	PayPal Holdings Inc	Morgan Stanley	(13,754)	(41,190)	Penn National Gaming Inc	Bank of America Merrill Lynch	89
(9,235)	Parke Bancorp Inc	Morgan Stanley	(11,201)	(41,190)	Paysign Inc	Bank of America Merrill Lynch	(5,767)	(17,193)	Penn National Gaming Inc	Barclays Bank	(922)
4,891	Parker Drilling Co	HSBC	367	(10,910)	Paysign Inc	Barclays Bank	688	(10,910)	Penn National Gaming Inc	Goldman Sachs	163
2,560	Parker Drilling Co	Morgan Stanley	448	(11,281)	Paysign Inc	Goldman Sachs	(1,527)	(11,281)	Pennant Group Inc	Bank of America Merrill Lynch	(2,678)
5,559	Parker-Hannifin Corp	Barclays Bank	12,674	(15,724)	Paysign Inc	HSBC	1,354	(15,724)	Pennant Group Inc	Barclays Bank	(2,443)
9,245	Parker-Hannifin Corp	Morgan Stanley	21,078	4,601	Paysign Inc	Morgan Stanley	629	4,601	Pennant Group Inc	Goldman Sachs	(2,390)
3,824	Park-Ohio Holdings Corp	Goldman Sachs	4,551	11,436	PBF Energy Inc 'A'	Bank of America Merrill Lynch	1,426	11,436	Pennant Group Inc	HSBC	5,189
(9,347)	Parsons Corp	HSBC	29,817	8,782	PBF Energy Inc 'A'	Barclays Bank	4,346	8,782	Pennant Group Inc	Morgan Stanley	(11,961)
(14,290)	Parsons Corp	Morgan Stanley	5,430	25,420	PBF Energy Inc 'A'	Goldman Sachs	2,722	25,420	Penns Woods Bancorp Inc	Bank of America Merrill Lynch	1,179
1,497	Partners Bancorp	Bank of America Merrill Lynch	(180)	1,690	PBF Energy Inc 'A'	HSBC	(2,542)	1,690	Penns Woods Bancorp Inc	Barclays Bank	3,945
9,254	Partners Bancorp	Barclays Bank	1,851	1,493	PC Connection Inc	Barclays Bank	(135)	1,493	Penns Woods Bancorp Inc	Goldman Sachs	2,042
6,937	Partners Bancorp	Goldman Sachs	(832)	31,657	PC Connection Inc	HSBC	3,479	31,657	Penns Woods Bancorp Inc	Morgan Stanley	5,111
1,400	Partners Bancorp	HSBC	350	25,001	PCB Bancorp	Morgan Stanley	(2,533)	25,001	PennyMac Financial Services Inc	Bank of America Merrill Lynch	(5,555)
16,432	Partners Bancorp	Morgan Stanley	3,286	8,960	PCB Bancorp	Barclays Bank	—	8,960	PennyMac Financial Services Inc	Barclays Bank	2,002
4,386	PARTS iD Inc	Bank of America Merrill Lynch	965	27,064	PCB Bancorp	Morgan Stanley	—	27,064	PennyMac Financial Services Inc	Bank of America Merrill Lynch	(1,601)
1,606	PARTS iD Inc	Barclays Bank	658	20,863	PCSB Financial Corp	Bank of America Merrill Lynch	(626)	20,863	PennyMac Financial Services Inc	Goldman Sachs	(2,369)
1,300	PARTS iD Inc	Goldman Sachs	592	16,879	PCSB Financial Corp	Barclays Bank	(506)	16,879	PennyMac Financial Services Inc	HSBC	10,068
400	PARTS iD Inc	HSBC	124	42,748	PCSB Financial Corp	Goldman Sachs	(1,282)	42,748	PennyMac Financial Services Inc	Goldman Sachs	10,068
5,471	PARTS iD Inc	Morgan Stanley	2,243	34,188	PCSB Financial Corp	HSBC	20,855	34,188	PennyMac Financial Services Inc	Morgan Stanley	4,951
(32,222)	Party City Holdco Inc	Barclays Bank	(20,300)	43,565	PCSB Financial Corp	Morgan Stanley	(1,307)	43,565	PennyMac Financial Services Inc	Bank of America Merrill Lynch	(9,233)
10,741	Passage Bio Inc	Barclays Bank	(6,876)	(5,656)	PCTEL Inc	Bank of America Merrill Lynch	(47)	(5,656)	PennyMac Financial Services Inc	Barclays Bank	(2,379)
4,174	Passage Bio Inc	Goldman Sachs	(4,606)	(16,173)	PCTEL Inc	Goldman Sachs	147	(16,173)	PennyMac Mortgage Investment Trust (REIT)	Morgan Stanley	(11,814)
1,172	Passage Bio Inc	HSBC	(3,046)	(7,745)	PDC Energy Inc	Goldman Sachs	2,478	(7,745)	PennyMac Mortgage Investment Trust (REIT)	Barclays Bank	(2,379)
2,292	Passage Bio Inc	Morgan Stanley	(1,742)	(7,162)	PDC Energy Inc	HSBC	(9,955)	(7,162)	PennyMac Mortgage Investment Trust (REIT)	Goldman Sachs	(11,814)
(1,620)	Patrick Industries Inc	Morgan Stanley	(616)	(6,029)	PDC Energy Inc	Morgan Stanley	(11,093)	(6,029)	PennyMac Mortgage Investment Trust (REIT)	Bank of America Merrill Lynch	2,616
10,506	Patterson Cos Inc	Bank of America Merrill Lynch	(32,043)	(11,490)	PDF Solutions Inc	Morgan Stanley	7,239	(11,490)	Penske Automotive Group Inc	Barclays Bank	2,616
6,528	Patterson Cos Inc	Barclays Bank	(9,466)	(337,585)	PDL BioPharma Inc*	Bank of America Merrill Lynch	41,692	(337,585)	Penske Automotive Group Inc	Goldman Sachs	(6,208)
7,362	Patterson Cos Inc	Goldman Sachs	(119)	(46,279)	PDL BioPharma Inc*	Barclays Bank	5,715	(46,279)	Penske Automotive Group Inc	HSBC	(9,913)
4,069	Patterson Cos Inc	HSBC	(12,471)	(74,293)	PDL BioPharma Inc*	Goldman Sachs	9,175	(74,293)	Pentair Plc	Goldman Sachs	(15,011)
28,794	Patterson Cos Inc	Morgan Stanley	(41,751)	(98,282)	PDL BioPharma Inc*	HSBC	12,138	(98,282)	Pentair Plc	HSBC	655
42,221	Patterson-UTI Energy Inc	Barclays Bank	(1,689)	(141,740)	PDL BioPharma Inc*	Morgan Stanley	17,505	(141,740)	Pentair Plc	Morgan Stanley	(11,158)
52,268	Patterson-UTI Energy Inc	Goldman Sachs	(31,883)	(9,482)	Peapack-Gladstone Financial Corp	Morgan Stanley	(2,560)	(9,482)	Penumbra Inc	Barclays Bank	(1,067)
21,634	Patterson-UTI Energy Inc	HSBC	1,082	(15,855)	Pebblebrook Hotel Trust (REIT)	Bank of America Merrill Lynch	5,379	(15,855)	Penumbra Inc	HSBC	(2)
35,256	Patterson-UTI Energy Inc	Morgan Stanley	(1,410)	(25,678)	Pebblebrook Hotel Trust (REIT)	Barclays Bank	(12,582)	(25,678)			
(86,878)	PAVmed Inc	Barclays Bank	(46,045)								
33,770	Paya Holdings Inc 'A'	Bank of America Merrill Lynch	16,885								

ブラックロック・ストラテジック・ファンズ ブラックロック・アメリカズ・ダイバーシファイド・エクイティ・アブソルート・リターン・ファンド

保有高	銘柄	取引相手	未実現評価増益/(損) (米ドル)	保有高	銘柄	取引相手	未実現評価増益/(損) (米ドル)	保有高	銘柄	取引相手	未実現評価増益/(損) (米ドル)
(4,238)	Peoples Bancorp Inc	Bank of America Merrill Lynch	3,857	(3,146)	PetMed Express Inc	Bank of America Merrill Lynch	1,793	(31,171)	PHX Minerals Inc	Bank of America Merrill Lynch	1,870
(7,763)	Peoples Bancorp Inc	Barclays Bank	1,320	(5,805)	PetMed Express Inc	Barclays Bank	(1,683)	(17,887)	PHX Minerals Inc	Barclays Bank	(715)
(34,955)	Peoples Bancorp Inc	Goldman Sachs	31,809	(22,167)	PetMed Express Inc	Goldman Sachs	12,635	(11,531)	PHX Minerals Inc	Goldman Sachs	692
(27,409)	Peoples Bancorp Inc	HSBC	20,831	(31,569)	Pfizer Inc	Bank of America Merrill Lynch	43,565	(2,276)	PHX Minerals Inc	HSBC	(455)
(32,320)	Peoples Bancorp Inc	Morgan Stanley	5,494	(14,531)	Pfizer Inc	Barclays Bank	15,693	(98,944)	Physicians Realty Trust (REIT)	Bank of America Merrill Lynch	(9,894)
912	Peoples Bancorp of North Carolina Inc	Bank of America Merrill Lynch	36	(12,251)	Pfizer Inc	Goldman Sachs	16,906	5,627	Physicians Realty Trust (REIT)	Bank of America Merrill Lynch	563
177	Peoples Bancorp of North Carolina Inc	Barclays Bank	39	3,321	Pfizer Inc	Goldman Sachs	(4,583)	(11,503)	Physicians Realty Trust (REIT)	Barclays Bank	3,106
8,166	Peoples Bancorp of North Carolina Inc	Goldman Sachs	327	6,543	Pfizer Inc	HSBC	(7,394)	(24,736)	Physicians Realty Trust (REIT)	Goldman Sachs	(2,474)
7,524	Peoples Bancorp of North Carolina Inc	HSBC	11,211	7,510	Pfizer Inc	Morgan Stanley	(8,111)	(17,830)	Physicians Realty Trust (REIT)	HSBC	7,489
13,115	Peoples Bancorp of North Carolina Inc	Morgan Stanley	2,885	(32,523)	PFSweb Inc	Bank of America Merrill Lynch	19,839	(23,953)	Physicians Realty Trust (REIT)	Morgan Stanley	6,467
3,102	Peoples Financial Services Corp	Bank of America Merrill Lynch	527	(7,885)	PFSweb Inc	Goldman Sachs	4,810	(65,576)	Physicians Realty Trust (REIT)	HSBC	(17,706)
2,999	Peoples Financial Services Corp	Goldman Sachs	510	(78,611)	PG&E Corp	Bank of America Merrill Lynch	54,440	(23,953)	Physicians Realty Trust (REIT)	Morgan Stanley	(17,706)
8,283	PepsiCo Inc	Bank of America Merrill Lynch	14,661	(39,271)	PG&E Corp	Goldman Sachs	18,457	(53,423)	Piedmont Office Realty Trust Inc 'A'(REIT)	Morgan Stanley	9,616
16,299	PepsiCo Inc	Barclays Bank	1,467	(25,588)	PG&E Corp	HSBC	(2,019)	(39,338)	Pieris	Bank of America	(59,794)
12,134	PepsiCo Inc	Goldman Sachs	22,621	(22,473)	PG&E Corp	Morgan Stanley	9,888	(1,921)	Pharmaceuticals Inc	Merrill Lynch	(3,054)
4,033	PepsiCo Inc	HSBC	4,920	(11,317)	PGT Innovations Inc	Barclays Bank	(1,245)	(19,870)	Pharmaceuticals Inc	Goldman Sachs	(30,202)
29,255	PepsiCo Inc	Morgan Stanley	2,633	(16,933)	PGT Innovations Inc	Goldman Sachs	21,505	(10,283)	Pharmaceuticals Inc	Morgan Stanley	(16,350)
3,939	Petco Education Corp	Bank of America Merrill Lynch	118	(27,891)	PGT Innovations Inc	HSBC	88,693	(44,255)	Pharmaceuticals Inc	Bank of America	62,842
28,897	Petco Education Corp	Barclays Bank	6,068	(66,474)	PGT Innovations Inc	Morgan Stanley	(7,312)	(15,498)	Pilgrim's Pride Corp	Bank of America Merrill Lynch	10,897
35,062	Petco Education Corp	Goldman Sachs	1,052	6,985	PhaseBio	Bank of America Merrill Lynch	2,235	(61,373)	Pilgrim's Pride Corp	Goldman Sachs	81,685
4,648	Petco Education Corp	HSBC	930	29,714	PhaseBio	HSBC	(3,269)	(6,724)	Pilgrim's Pride Corp	HSBC	1,927
22,259	Petco Education Corp	Morgan Stanley	4,674	27,918	PhaseBio	Barclays Bank	3,269	(7,239)	Ping Identity Holding Corp	Bank of America Merrill Lynch	(7,601)
(4,968)	Perficient Inc	Morgan Stanley	10,979	27,918	PhaseBio	Morgan Stanley	3,071	(3,620)	Ping Identity Holding Corp	Goldman Sachs	(3,801)
18,544	Performance	Bank of America	(27,132)	27,918	PhaseBio	Morgan Stanley	3,071	14,983	Pinnacle Financial Partners Inc	Bank of America Merrill Lynch	(30,266)
5,562	Performance	Barclays Bank	2,836	27,918	PhaseBio	Morgan Stanley	3,071	(1,553)	Pinnacle Financial Partners Inc	Bank of America Merrill Lynch	3,137
19,963	Performance	Goldman Sachs	(32,141)	27,918	PhaseBio	Morgan Stanley	3,071	(3,032)	Pinnacle Financial Partners Inc	Barclays Bank	(334)
1,435	Performance	HSBC	(1,847)	27,918	PhaseBio	Morgan Stanley	3,071	9,320	Pinnacle Financial Partners Inc	Goldman Sachs	(18,826)
6,190	Performance	Morgan Stanley	3,157	27,918	PhaseBio	Morgan Stanley	3,071	6,426	Pinnacle Financial Partners Inc	Morgan Stanley	707
(212)	PerkinElmer Inc	Barclays Bank	(98)	27,918	PhaseBio	Morgan Stanley	3,071	(1,069)	Pinnacle Financial Partners Inc	Morgan Stanley	(118)
(144)	PerkinElmer Inc	Goldman Sachs	(265)	27,918	PhaseBio	Morgan Stanley	3,071	12,869	Pinnacle West Capital Corp	Bank of America Merrill Lynch	(11,067)
(5,119)	PerkinElmer Inc	Morgan Stanley	(2,355)	27,918	PhaseBio	Morgan Stanley	3,071	11,999	Pinnacle West Capital Corp	Barclays Bank	(22,918)
12,616	Perrigo Co Plc	Bank of America Merrill Lynch	8,616	27,918	PhaseBio	Morgan Stanley	3,071	5,716	Pinnacle West Capital Corp	Goldman Sachs	(4,916)
19,795	Perrigo Co Plc	Barclays Bank	18,409	27,918	PhaseBio	Morgan Stanley	3,071	16,300	Pinnacle West Capital Corp	Morgan Stanley	(31,133)
10,645	Perrigo Co Plc	Goldman Sachs	7,239	27,918	PhaseBio	Morgan Stanley	3,071	(828)	Pinterest Inc 'A'	Bank of America Merrill Lynch	(5,962)
5,053	Perrigo Co Plc	HSBC	15,260	27,918	PhaseBio	Morgan Stanley	3,071	(8,294)	Pinterest Inc 'A'	Barclays Bank	(19,823)
30,938	Perrigo Co Plc	Morgan Stanley	25,163	27,918	PhaseBio	Morgan Stanley	3,071	(2,583)	Pinterest Inc 'A'	HSBC	(18,016)
2,858	Personalis Inc	Bank of America Merrill Lynch	7,374	27,918	PhaseBio	Morgan Stanley	3,071	(2,361)	Pinterest Inc 'A'	Morgan Stanley	(5,643)
11,173	Personalis Inc	Barclays Bank	10,056	27,918	PhaseBio	Morgan Stanley	3,071	(3,310)	Pioneer Bancorp Inc	Bank of America Merrill Lynch	(66)
2,012	Personalis Inc	Goldman Sachs	5,191	27,918	PhaseBio	Morgan Stanley	3,071				
6,460	Personalis Inc	HSBC	19,313	27,918	PhaseBio	Morgan Stanley	3,071				
16,473	PET Acquisition LLC 'A'	Morgan Stanley	(31,793)	27,918	PhaseBio	Morgan Stanley	3,071				
2,318	PetIQ Inc	Bank of America Merrill Lynch	511	27,918	PhaseBio	Morgan Stanley	3,071				
736	PetIQ Inc	Barclays Bank	74	27,918	PhaseBio	Morgan Stanley	3,071				
3,434	PetIQ Inc	Goldman Sachs	3,915	27,918	PhaseBio	Morgan Stanley	3,071				
6,753	PetIQ Inc	Morgan Stanley	675	27,918	PhaseBio	Morgan Stanley	3,071				
				27,918	Pharmaceuticals Inc	Bank of America	5,698				
				3,047	Pharm	Bank of America	5,698				
				889	Pharmaceuticals Inc	Merrill Lynch	(498)				
				2,466	Phathom	Barclays Bank	3,130				
				590	Pharmaceuticals Inc	HSBC	1,404				
				1,443	Phathom	Morgan Stanley	(808)				
				(16,028)	Pharmaceuticals Inc	Morgan Stanley	801				
				(8,674)	Phibro Animal Health Corp 'A'	Bank of America	9,715				
				(22,977)	Philip Morris International Inc	Merrill Lynch	39,751				
				(1,444)	Philip Morris	Goldman Sachs	1,174				
				(6,249)	Philip Morris International Inc	HSBC	1,502				
				(28,416)	Philip Morris International Inc	Morgan Stanley	47,332				
				7,607	Phillips 66	Bank of America	(34,079)				
				8,723	Phillips 66	Merrill Lynch	(11,253)				
				(6,819)	Phillips 66	Barclays Bank	8,797				
				1,594	Phillips 66	Goldman Sachs	(7,141)				
				3,666	Phillips 66	HSBC	(5,022)				
				(5,128)	Phillips 66	HSBC	7,025				
				12,839	Phillips 66	Morgan Stanley	(16,562)				
				(497)	Phillips 66	Morgan Stanley	641				
				(12,658)	Photronics Inc	Bank of America	(6,530)				
				(6,289)	Photronics Inc	Barclays Bank	189				
				(40,092)	Photronics Inc	Goldman Sachs	(22,140)				
				8,522	Phreesia Inc	Morgan Stanley	32,128				

ブラックロック・ストラテジック・ファンズ ブラックロック・アメリカズ・ダイバーシファイド・エクイティ・アブソルート・リターン・ファンド

保有高	銘柄	取引相手	未実現評価益/(損) (米ドル)	保有高	銘柄	取引相手	未実現評価益/(損) (米ドル)	保有高	銘柄	取引相手	未実現評価益/(損) (米ドル)
(4,887)	Pioneer Bancorp Inc	Goldman Sachs	(98)	(1,499)	Polaris Inc	Bank of America	2,069	2,821	PPD Inc	HSBC	—
(110,439)	Pioneer Bancorp Inc	Morgan Stanley	(23,192)			Merrill Lynch		(2,930)	PPD Inc	HSBC	—
6,941	Pioneer Natural Resources Co	Morgan Stanley	25,946	(895)	Polaris Inc	Barclays Bank	302	5,879	PPD Inc	Morgan Stanley	—
(4,069)	Piper Sandler Cos	Morgan Stanley	(2,808)	(743)	Polaris Inc	Goldman Sachs	83	386	PPG Industries Inc	Bank of America	(350)
(7,775)	Pitney Bowes Inc	Bank of America	(3,343)	(1,147)	Polaris Inc	Morgan Stanley	540			Merrill Lynch	
		Merrill Lynch		(45,801)	PolarityTE Inc	Morgan Stanley	(5,038)	25,103	PPG Industries Inc	Morgan Stanley	4,843
(2,259)	Pitney Bowes Inc	Goldman Sachs	(971)	(25,197)	Ponce de Leon Federal Bank	Morgan Stanley	(64,252)	(33,041)	PPL Corp	HSBC	12,225
(13,476)	Pitney Bowes Inc	Morgan Stanley	(4,717)	(429)	Pool Corp	Barclays Bank	(2,492)	(61,083)	PPL Corp	Morgan Stanley	15,318
(12,372)	Pixelworks Inc	Bank of America	(1,684)	4,489	Pool Corp	Morgan Stanley	26,081	(18,262)	PQ Group Holdings Inc	Barclays Bank	(7,853)
		Merrill Lynch		(422)	Pool Corp	Morgan Stanley	(2,452)	7,817	PRA Group Inc	Bank of America	5,403
(40,175)	Pixelworks Inc	Barclays Bank	(9,642)	1,668	Popular Inc	Bank of America	(367)	13,861	PRA Group Inc	Barclays Bank	4,222
(52,229)	Pixelworks Inc	Goldman Sachs	(22,981)			Merrill Lynch		13,048	PRA Group Inc	Goldman Sachs	7,692
(13,855)	Pixelworks Inc	HSBC	(6,650)	16,291	Popular Inc	Barclays Bank	8,146	10,162	PRA Group Inc	HSBC	2,032
(23,426)	Pixelworks Inc	Morgan Stanley	(5,622)	3,393	Popular Inc	Goldman Sachs	(746)	14,246	PRA Group Inc	Morgan Stanley	7,693
(4,694)	PJT Partners Inc 'A'	Barclays Bank	2,347	33,334	Portland General Electric Co	Bank of America	(44,726)	(2,262)	PRA Health	Bank of America	2,217
(5,480)	PJT Partners Inc 'A'	Morgan Stanley	2,740			Merrill Lynch			Sciences Inc	Merrill Lynch	
21,530	Plains GP Holdings LP 'A'	HSBC	18,301	(6,228)	Portland General Electric Co	Bank of America	6,747	(766)	PRA Health	Barclays Bank	2,758
		Bank of America	(31)	46,356	Portland General Electric Co	Merrill Lynch		(834)	PRA Health	Sciences Inc	3,002
182	Planet Fitness Inc 'A'	Merrill Lynch				Barclays Bank	(51,394)		Sciences Inc	Morgan Stanley	
18,609	Planet Fitness Inc 'A'	Goldman Sachs	(3,164)	(5,080)	Portland General Electric Co	Barclays Bank	6,350	(9,494)	Praxis Precision	Barclays Bank	(2,089)
1,741	Planet Fitness Inc 'A'	Morgan Stanley	540			Electric Co			Medicines Inc		
(2,680)	Plantronics Inc	Bank of America	(9,249)	30,934	Portland General Electric Co	Goldman Sachs	(40,944)	(22,687)	Precigen Inc	Barclays Bank	(822)
		Merrill Lynch		(1,635)	Portland General Electric Co	HSBC	2,122	10,888	Precision	Morgan Stanley	1,415
(7,513)	Plantronics Inc	Barclays Bank	(11,582)	461	Portland General Electric Co	HSBC	(7)	(560)	Preferred Bank	Bank of America	118
(3,609)	Plantronics Inc	Goldman Sachs	(4,130)			Electric Co		(241)	Preferred Bank	Barclays Bank	(294)
(905)	Plantronics Inc	Morgan Stanley	(1,484)	77,105	Portland General Electric Co	Morgan Stanley	(73,277)	(2,175)	Preferred Bank	Goldman Sachs	457
16,353	Playa Hotels & Resorts NV	Barclays Bank	5,396	15,574	Poseida Therapeutics Inc	Barclays Bank	1,557	(2,123)	Preferred Bank	Morgan Stanley	(2,590)
6,707	PlayAGS Inc	Goldman Sachs	9,256	8,035	Poseida Therapeutics Inc	Goldman Sachs	(3,134)	759	Preformed Line Products Co	Goldman Sachs	1,016
32,355	PlayAGS Inc	HSBC	31,384			Merrill Lynch		400	Preformed Line Products Co	HSBC	955
26,454	Playtika Holding Corp	Bank of America	56,347	(323)	Poshmark Inc 'A'	Barclays Bank	(1,686)	4,415	Preformed Line Products Co	Morgan Stanley	5,787
		Merrill Lynch	(714)	(11,580)	Post Holdings Inc	Bank of America	3,691		Products Co		
(957)	Playtika Holding Corp	Bank of America				Merrill Lynch		(2,898)	Prelude	Barclays Bank	3,680
7,494	Playtika Holding Corp	Barclays Bank	899	(16,042)	Post Holdings Inc	Barclays Bank	885		Therapeutics Inc		
(1,864)	Playtika Holding Corp	Goldman Sachs	(267)	(22,115)	Post Holdings Inc	Goldman Sachs	30,500	(2,215)	Prelude	Goldman Sachs	15,549
(520)	Plexus Corp	Bank of America	(208)	(13,184)	Post Holdings Inc	HSBC	7,383	(13,896)	Therapeutics Inc	Bank of America	5,975
		Merrill Lynch		(36,913)	Post Holdings Inc	Morgan Stanley	(346)		Premier Financial Bancorp Inc	Merrill Lynch	
(222)	Plexus Corp	Barclays Bank	102	(50,439)	Potbelly Corp	Bank of America	(2,522)	(8,104)	Premier Financial Bancorp Inc	Barclays Bank	810
(3,619)	Plexus Corp	Goldman Sachs	(3,234)			Merrill Lynch			Bancorp Inc		
(13,534)	Plexus Corp	Morgan Stanley	6,120	(1,626)	Potbelly Corp	HSBC	520	(9,651)	Premier Financial Bancorp Inc	Goldman Sachs	4,150
(13,632)	Pliant Therapeutics Inc	Barclays Bank	(21,130)	(18,477)	Potbelly Corp	Morgan Stanley	3,880	27,224	Premier Financial Corp	Bank of America	(31,852)
		Bank of America	4,015	(11,185)	PotlatchDeltic Corp (REIT)	Morgan Stanley	(11,409)	2,399	Premier Financial Corp	Merrill Lynch	
697	Plug Power Inc	Merrill Lynch				Bank of America	9,583	618	Premier Financial Corp	Barclays Bank	(312)
2,284	Plug Power Inc	Barclays Bank	7,994	(4,203)	Powell Industries Inc	Merrill Lynch		(3,667)	Premier Inc 'A'	Morgan Stanley	(80)
10,291	Plug Power Inc	Goldman Sachs	59,276			Barclays Bank	1,556		Premier Inc 'A'	Bank of America	3,667
(5,195)	Plug Power Inc	HSBC	(55,223)	(2,550)	Powell Industries Inc	Goldman Sachs	12,410		Premier Inc 'A'	Merrill Lynch	
(937)	Plug Power Inc	Morgan Stanley	(3,280)	(13,305)	Powell Industries Inc	Morgan Stanley	8,116	(1,354)	Premier Inc 'A'	Barclays Bank	2,275
852	Plug Power Inc	Morgan Stanley	2,982	3,549	Power Integrations Inc	Bank of America	6,544	(8,038)	Premier Inc 'A'	Goldman Sachs	7,292
(6,183)	Plumas Bancorp	Bank of America	(9,398)			Merrill Lynch		(21,296)	Premier Inc 'A'	Morgan Stanley	35,777
		Merrill Lynch		13,167	Power Integrations Inc	Barclays Bank	27,233	(1,649)	Prestige Consumer Healthcare Inc	Goldman Sachs	241
(449)	Plumas Bancorp	Barclays Bank	(314)	3,124	Power Integrations Inc	Goldman Sachs	18,900				
(2,103)	Plumas Bancorp	Morgan Stanley	(1,472)	5,785	Power Integrations Inc	HSBC	26,505	(273)	PriceSmart Inc	Bank of America	104
(6,389)	PLX Pharma Inc	Barclays Bank	(11,820)	50,309	Power Integrations Inc	Morgan Stanley	110,680			Merrill Lynch	
1,492	Plymouth Industrial Inc (REIT)	Goldman Sachs	(209)	14,470	Powerfleet Inc	Goldman Sachs	(2,749)	1,609	PriceSmart Inc	Bank of America	(611)
		HSBC	(11,189)	16,699	Powerfleet Inc	HSBC	6,680			Merrill Lynch	
31,080	Plymouth Industrial Inc (REIT)	HSBC	(11,189)	5,228	PPD Inc	Bank of America	209	4,958	PriceSmart Inc	Barclays Bank	9,222
40,699	Plymouth Industrial Inc (REIT)	Morgan Stanley	(21,977)			Merrill Lynch		2,045	PriceSmart Inc	Goldman Sachs	(777)
				9,434	PPD Inc	Barclays Bank	(48)	18,200	PriceSmart Inc	HSBC	34,034
(2,305)	PMV Pharmaceuticals Inc	Barclays Bank	3,711	958	PPD Inc	Goldman Sachs	38				

ブラックロック・ストラテジック・ファンズ ブラックロック・アメリカズ・ダイバーシファイド・エクイティ・アブソルート・リターン・ファンド

保有高	銘柄	取引相手	未実現評価増益/(損) (米ドル)	保有高	銘柄	取引相手	未実現評価増益/(損) (米ドル)	保有高	銘柄	取引相手	未実現評価増益/(損) (米ドル)
189	PriceSmart Inc	Morgan Stanley	352	17,932	PROG Holdings Inc	Barclays Bank	(3,587)	(3,066)	Protagonist	Morgan Stanley	613
(252)	PrimeEnergy	Bank of America	318	9,326	PROG Holdings Inc	Goldman Sachs	(20,430)		Therapeutics Inc		
	Resources Corp	Merrill Lynch		680	PROG Holdings Inc	HSBC	(24)	2,510	Protara	Barclays Bank	653
(589)	PrimeEnergy	Barclays Bank	165	331	PROG Holdings Inc	Morgan Stanley	(66)		Therapeutics Inc		
	Resources Corp			6,872	Progress Software Corp	Bank of America	(462)	3,884	Protara	HSBC	1,787
(176)	PrimeEnergy	Goldman Sachs	222			Merrill Lynch			Therapeutics Inc		
	Resources Corp			4,797	Progress Software Corp	Barclays Bank	432	1,446	Protective Insurance Corp 'B'	Bank of America	304
(238)	PrimeEnergy	HSBC	21	6,123	Progress Software Corp	Goldman Sachs	1,531	(51,193)	Proteostasis	Barclays Bank	(5,529)
	Resources Corp			32,952	Progress Software Corp	HSBC	34,929	(62,121)	Therapeutics Inc*		
(543)	PrimeEnergy	Morgan Stanley	152	15,309	Progress Software Corp	Morgan Stanley	1,378		Proteostasis	Morgan Stanley	(6,709)
	Resources Corp			231	Progressive Corp	Bank of America	(1,728)	(9,102)	Therapeutics Inc*		
(2,957)	Primerica Inc	Bank of America	(5,470)			Merrill Lynch			Prothena Corp Plc	Morgan Stanley	(37,500)
		Merrill Lynch		3,161	Progressive Corp	Barclays Bank	5,121	1,000	Proto Labs Inc	Bank of America	(5,378)
1,999	Primerica Inc	Bank of America	2,080	25,732	Progressive Corp	Goldman Sachs	(192,475)		Merrill Lynch		
		Merrill Lynch		(2,602)	Progyny Inc	Bank of America	(30,027)	1,156	Proto Labs Inc	Barclays Bank	1,121
(2,863)	Primerica Inc	Barclays Bank	(8,245)	(12,142)	Progyny Inc	Barclays Bank	(61,803)	954	Proto Labs Inc	Goldman Sachs	(4,512)
1,010	Primerica Inc	Barclays Bank	2,453	(3,834)	Progyny Inc	Goldman Sachs	(44,245)	(732)	Proto Labs Inc	HSBC	3,331
(2,164)	Primerica Inc	Goldman Sachs	(4,003)	678	Progyny Inc	Goldman Sachs	4,931	(462)	Proto Labs Inc	Morgan Stanley	(448)
(355)	Primerica Inc	HSBC	(131)	3,178	Prologis Inc (REIT)	Bank of America	11,600	(4,319)	Prevention Bio Inc	Barclays Bank	1,598
1,121	Primerica Inc	HSBC	991			Merrill Lynch		56,615	Provident Bancorp Inc	Barclays Bank	12,455
(9,229)	Primerica Inc	Morgan Stanley	(26,580)	32,574	Prologis Inc (REIT)	Barclays Bank	(9,974)	35,672	Provident Bancorp Inc	Goldman Sachs	6,778
26,496	Primis Financial Corp	Barclays Bank	(5,034)	524	Prologis Inc (REIT)	Goldman Sachs	1,913	(6,771)	Provident Bancorp Inc	Morgan Stanley	1,410
				110	Prologis Inc (REIT)	HSBC	180	(17,179)	Provident Financial Holdings Inc	Bank of America	(2,979)
4,511	Primis Financial Corp	Goldman Sachs	(1,263)	32,223	Prologis Inc (REIT)	Morgan Stanley	(9,989)		Provident Financial Holdings Inc	Merrill Lynch	
25,132	Primo Water Corp	Bank of America	(4,272)	1,035	Prometheus	Barclays Bank	4,689	(18,189)	Provident Financial Holdings Inc	Barclays Bank	(12,171)
		Merrill Lynch		4,056	Prometheus	Goldman Sachs	12,082		Provident Financial Holdings Inc	Goldman Sachs	(8,113)
408	Primo Water Corp	Barclays Bank	(98)		Biosciences Inc			(40,156)	Provident Financial Services Inc	Bank of America	14,055
3,666	Primo Water Corp	Goldman Sachs	(623)	1,550	Biosciences Inc	HSBC	7,098	(22,078)	Provident Financial Services Inc	Merrill Lynch	
71,962	Primo Water Corp	Morgan Stanley	(17,271)	2,365	Prometheus	Morgan Stanley	10,713	(16,069)	Provident Financial Services Inc	Barclays Bank	(442)
23,776	Primoris Services Corp	Goldman Sachs	(26,154)	11,137	ProPetro Holding Corp	Bank of America	(11,694)	(17,137)	Provident Financial Services Inc	Goldman Sachs	5,624
4,775	Primoris Services Corp	HSBC	(2,053)	9,438	ProPetro Holding Corp	Merrill Lynch			Services Inc	Morgan Stanley	(343)
33,685	Primoris Services Corp	Morgan Stanley	12,463	5,427	ProPetro Holding Corp	Barclays Bank	849	(3,016)	Prudential Bancorp Inc	Bank of America	494
4,684	Principal Financial Group Inc	Barclays Bank	(560)	17,931	ProPetro Holding Corp	Goldman Sachs	(5,698)	(10,167)	Prudential Bancorp Inc	Merrill Lynch	
				1,546	PROS Holdings Inc	HSBC	(12,241)	(14,662)	Prudential Bancorp Inc	Barclays Bank	1,220
1,050	Principal Financial Group Inc	Goldman Sachs	251	3,377	PROS Holdings Inc	Merrill Lynch		(1,071)	Prudential Bancorp Inc	Goldman Sachs	2,486
(3,449)	Principal Financial Group Inc	HSBC	4,898	7,765	PROS Holdings Inc	Barclays Bank	19,587	(8,064)	Prudential Financial Inc	Morgan Stanley	(135)
(2,469)	Principal Financial Group Inc	Morgan Stanley	914	13,041	PROS Holdings Inc	Goldman Sachs	54,355	(8,018)	PS Business	Morgan Stanley	11,217
(4,456)	Priority Technology Holdings Inc	Barclays Bank	(936)	(14,426)	ProSight Global Inc	Morgan Stanley	(4)	(8,064)	PS Business	Bank of America	(8,980)
(17,643)	ProAssurance Corp	Bank of America	15,879	(4,587)	ProSight Global Inc	Barclays Bank	(144)	(6,241)	PS Business	Merrill Lynch	
(671)	ProAssurance Corp	Barclays Bank	289	(4,464)	Prosperity	Morgan Stanley	—	(3,569)	PS Business	Barclays Bank	19,981
(7,958)	ProAssurance Corp	Goldman Sachs	5,829	(9,152)	Prosperity	Bank of America	—	(21,387)	Parks Inc (REIT)	Merrill Lynch	
(17,386)	ProAssurance Corp	Morgan Stanley	7,476	(5,550)	Bancshares Inc	Merrill Lynch		(13,883)	Parks Inc (REIT)	Goldman Sachs	(6,990)
(776)	Procter & Gamble Co	Bank of America	2,235	(1,095)	Bancshares Inc	Barclays Bank	(3,569)	3,170	Parks Inc (REIT)	Morgan Stanley	
		Merrill Lynch		(11,883)	Prosperity	Goldman Sachs	—		PTC Inc	Bank of America	19,167
(11,120)	Procter & Gamble Co	Barclays Bank	34,583	(849)	Protagonist	Morgan Stanley	(4,634)	9,831	PTC Inc	Merrill Lynch	
(3,509)	Procter & Gamble Co	Goldman Sachs	10,106		Protagonist	Bank of America	(4,279)	1,838	PTC Inc	Barclays Bank	12,977
(9,897)	Procter & Gamble Co	Morgan Stanley	30,780	(7,082)	Therapeutics Inc	Merrill Lynch		4,724	PTC Inc	Goldman Sachs	11,910
3,148	Professional Holding Corp 'A'	Bank of America	(157)	(3,075)	Therapeutics Inc	Barclays Bank	1,416	3,810	PTC Inc	HSBC	23,620
		Merrill Lynch		(10,556)	Therapeutics Inc	Goldman Sachs	(7,506)	(138)	PTC	Morgan Stanley	5,029
4,259	Professional Holding Corp 'A'	Barclays Bank	(852)		Therapeutics Inc	HSBC	(71,992)	(479)	PTC	Bank of America	(175)
4,495	Professional Holding Corp 'A'	Goldman Sachs	(225)		Therapeutics Inc				Therapeutics Inc	Merrill Lynch	
					Therapeutics Inc				Therapeutics Inc	Bank of America	2,747
7,294	Professional Holding Corp 'A'	HSBC	4,012		Therapeutics Inc				Therapeutics Inc	Merrill Lynch	
					Therapeutics Inc				Therapeutics Inc	Barclays Bank	(53)
4,612	Professional Holding Corp 'A'	Morgan Stanley	(922)		Therapeutics Inc				Therapeutics Inc		
18,250	PROG Holdings Inc	Bank of America	(39,820)		Therapeutics Inc				Therapeutics Inc		
		Merrill Lynch									

ブラックロック・ストラテジック・ファンズ ブラックロック・アメリカズ・ダイバーシファイド・エクイティ・アブソルート・リターン・ファンド

保有高	銘柄	取引相手	未実現損益(株) (米ドル)	保有高	銘柄	取引相手	未実現損益(株) (米ドル)	保有高	銘柄	取引相手	未実現損益(株) (米ドル)
4,008	PTC Therapeutics Inc	Barclays Bank	441	(9,874)	Q2 Holdings Inc	Bank of America Merrill Lynch	(17,378)	836	Quanex Building Products Corp	Bank of America Merrill Lynch	(192)
2,261	PTC Therapeutics Inc	Goldman Sachs	2,871	(18,566)	Q2 Holdings Inc	Barclays Bank	6,126	49,597	Quanex Building Products Corp	Barclays Bank	22,319
(6,115)	PTC Therapeutics Inc	HSBC	(2,263)	(5,296)	Q2 Holdings Inc	HSBC	(5,790)	10,245	Quanex Building Products Corp	Goldman Sachs	(2,356)
11,020	PTC Therapeutics Inc	HSBC	4,077	(23,830)	Q2 Holdings Inc	Morgan Stanley	7,864	9,958	Quanex Building Products Corp	HSBC	(18,721)
(5,782)	PTC Therapeutics Inc	Morgan Stanley	(637)	(4,095)	QAD Inc 'A'	Bank of America Merrill Lynch	(28,785)	25,251	Quanex Building Products Corp	Morgan Stanley	11,363
(8,039)	Public Service Enterprise Group Inc	Bank of America Merrill Lynch	1,367	(3,603)	QAD Inc 'A'	Barclays Bank	(12,574)	4,471	Quanta Services Inc	Bank of America Merrill Lynch	(6,394)
(10,927)	Public Service Enterprise Group Inc	Barclays Bank	14,642	(3,917)	QAD Inc 'A'	Goldman Sachs	(29,769)	(9,550)	Quanta Services Inc	Bank of America Merrill Lynch	(6,537)
(11,558)	Public Service Enterprise Group Inc	Goldman Sachs	1,965	(2,070)	QAD Inc 'A'	Morgan Stanley	(5,695)	7,027	Quanta Services Inc	Barclays Bank	20,167
(8,973)	Public Service Enterprise Group Inc	HSBC	10,409	(2,028)	QCR Holdings Inc	Bank of America Merrill Lynch	(1,501)	(2,002)	Quanta Services Inc	Barclays Bank	(5,746)
(31,351)	Public Service Enterprise Group Inc	Morgan Stanley	42,011	3,735)	QCR Holdings Inc	Morgan Stanley	149	(6,473)	Quanta Services Inc	Goldman Sachs	669
(2,441)	Public Storage (REIT)	Goldman Sachs	(14,402)	2,602	QIAGEN NV	Bank of America Merrill Lynch	6,921	(3,008)	Quanterix Corp	Bank of America Merrill Lynch	(17,827)
(5,459)	Public Storage (REIT)	HSBC	(29,042)	3,029	QIAGEN NV	Morgan Stanley	3,726	(3,456)	Quanterix Corp	Barclays Bank	(8,222)
244	Public Storage (REIT)	HSBC	627	(2,566)	Qorvo Inc	Bank of America Merrill Lynch	(29,868)	(1,598)	Quanterix Corp	Goldman Sachs	635
(1,429)	Public Storage (REIT)	Morgan Stanley	(5,759)	(9,932)	Qorvo Inc	Barclays Bank	(37,766)	(21,407)	Quantum Corp	Bank of America Merrill Lynch	30,826
(4,948)	Pulmonx Corp	Barclays Bank	(8,758)	(4,729)	Qorvo Inc	Goldman Sachs	(55,046)	(13,119)	Quantum Corp	Barclays Bank	19,810
(8,670)	Pulmonx Corp	Goldman Sachs	(40,662)	(4,066)	Qorvo Inc	HSBC	(45,677)	(18,472)	Quantum Corp	Goldman Sachs	26,600
(1,275)	Pulse Biosciences Inc	Barclays Bank	(26)	(10,223)	Qorvo Inc	Morgan Stanley	(41,812)	1,274	QuantumScape Corp	Barclays Bank	(697)
(4,227)	Pulse Biosciences Inc	HSBC	(7,313)	1,443	QTS Realty Trust Inc 'A' (REIT)	Bank of America Merrill Lynch	759	2,248	QuantumScape Corp	Goldman Sachs	(756)
(8,732)	Pulse Biosciences Inc	Morgan Stanley	(175)	12,170	QTS Realty Trust Inc 'A' (REIT)	Barclays Bank	2,482	(1,152)	QuantumScape Corp	Morgan Stanley	(246)
3,421	Pulse Evolution Group Inc	Bank of America Merrill Lynch	11,426	2,346	QTS Realty Trust Inc 'A' (REIT)	Goldman Sachs	2,722	(101)	Quest Diagnostics Inc	Goldman Sachs	34
4,464	Pulse Evolution Group Inc	HSBC	32,989	7,540	QTS Realty Trust Inc 'A' (REIT)	HSBC	2,365	(1,433)	Quidel Corp	Bank of America Merrill Lynch	1,342
1,564	PulteGroup Inc	Barclays Bank	2,768	31,933	QTS Realty Trust Inc 'A' (REIT)	Morgan Stanley	5,062	996	QuinStreet Inc	Bank of America Merrill Lynch	259
(3,841)	PulteGroup Inc	Morgan Stanley	(4,816)	19,725	Quad/Graphics Inc	Bank of America Merrill Lynch	(4,436)	1,481	QuinStreet Inc	Barclays Bank	(252)
8,946	Puma Biotechnology Inc	Bank of America Merrill Lynch	1,539	30,329	Quad/Graphics Inc	Barclays Bank	(3,639)	19,388	QuinStreet Inc	HSBC	5,623
24,491	Puma Biotechnology Inc	Barclays Bank	6,123	25,934	Quad/Graphics Inc	Goldman Sachs	(11,152)	5,795	QuinStreet Inc	Morgan Stanley	(985)
26,263	Puma Biotechnology Inc	Goldman Sachs	7,616	8,654	Quad/Graphics Inc	HSBC	(235)	(54,763)	Quotient Ltd	Barclays Bank	2,191
(36,487)	Pure Cycle Corp	Goldman Sachs	(16,784)	5,446	Quad/Graphics Inc	Morgan Stanley	(654)	(67,240)	Quotient Ltd	Goldman Sachs	(33,620)
(33,631)	Pure Cycle Corp	HSBC	(3,699)	(3,619)	Quaker Chemical Corp	Goldman Sachs	(34,634)	(1,247)	Quotient Technology Inc	Bank of America Merrill Lynch	(521)
14,566	Pure Storage Inc 'A'	Bank of America Merrill Lynch	14,712	(598)	Quaker Chemical Corp	HSBC	(6,704)	(29,745)	Quotient Technology Inc	Barclays Bank	(13,088)
13,366	Pure Storage Inc 'A'	Barclays Bank	1,337	835	Quaker Chemical Corp	Morgan Stanley	6,396	(5,901)	Quotient Technology Inc	Goldman Sachs	(726)
4,954	Pure Storage Inc 'A'	Goldman Sachs	5,004	(4,226)	Quaker Chemical Corp	Morgan Stanley	(32,371)	1,097	Quurate Retail Inc	Goldman Sachs	(735)
3,354	Pure Storage Inc 'A'	HSBC	3,958	912	QUALCOMM Inc	Bank of America Merrill Lynch	4,323	599	Quurate Retail Inc	HSBC	54
18,960	Pure Storage Inc 'A'	Morgan Stanley	1,896	18,021	QUALCOMM Inc	Barclays Bank	26,356	330	Quurate Retail Inc	Morgan Stanley	(507)
(12,831)	Pure Storage Inc 'A'	Morgan Stanley	(1,283)	13,001	QUALCOMM Inc	Goldman Sachs	48,330	(24,292)	Quurate Retail Inc 'A'	Bank of America Merrill Lynch	(19,919)
(1,690)	Purple Innovation Inc	Bank of America Merrill Lynch	5,915	4,330	QUALCOMM Inc	HSBC	7,859	3,651	Quurate Retail Inc 'A'	Morgan Stanley	37
(8,218)	Purple Innovation Inc	Morgan Stanley	3,123	16,250	QUALCOMM Inc	Morgan Stanley	26,488	(17,221)	R1 RCM Inc	Barclays Bank	36,853
1,499	PVH Corp	Bank of America Merrill Lynch	6,633	(1,416)	Qualtrics International Inc 'A'	Bank of America Merrill Lynch	180	(10,179)	R1 RCM Inc	Morgan Stanley	21,783
3,028	PVH Corp	Goldman Sachs	(729)	(3,257)	Qualtrics International Inc 'A'	Barclays Bank	(1,997)	(12,601)	Rackspace Technology Inc	Bank of America Merrill Lynch	(4,221)
1,172	PVH Corp	HSBC	(648)	(3,224)	Qualtrics International Inc 'A'	Morgan Stanley	(2,410)	(3,515)	Rackspace Technology Inc	Barclays Bank	2,285
(1,097)	PVH Corp	Morgan Stanley	(191)	(6,339)	Qualys Inc	Barclays Bank	18,890	3,836	Rackspace Technology Inc	Morgan Stanley	(2,493)
2,055	PVH Corp	Morgan Stanley	8,439	1,440	Qualys Inc	Barclays Bank	(4,291)	(4,216)	Rackspace Technology Inc	Morgan Stanley	2,740
11,281	Pzena Investment Management Inc 'A'	Goldman Sachs	4,287	(7,488)	Qualys Inc	Goldman Sachs	8,836	2,134	Radian Group Inc	Bank of America Merrill Lynch	768
1,162	Pzena Investment Management Inc 'A'	HSBC	511	(1,841)	Qualys Inc	HSBC	7,511	43,347	Radian Group Inc	Barclays Bank	23,407
41,741	Pzena Investment Management Inc 'A'	Morgan Stanley	13,357	(380)	Qualys Inc	Morgan Stanley	1,132				
				412	Qualys Inc	Morgan Stanley	(1,228)				

ブラックロック・ストラテジック・ファンズ ブラックロック・アメリカズ・ダイバーシファイド・エクイティ・アブソルート・リターン・ファンド

保有高	銘柄	取引相手	未実現評価増益/(損) (米ドル)	保有高	銘柄	取引相手	未実現評価増益/(損) (米ドル)	保有高	銘柄	取引相手	未実現評価増益/(損) (米ドル)
9,156	Radian Group Inc	Goldman Sachs	3,297	(6,258)	Raven Industries Inc	HSBC	(15,332)	(9,991)	Realty Income Corp (REIT)	Barclays Bank	(2,598)
13,369	Radian Group Inc	Morgan Stanley	7,219	(16,515)	Raven Industries Inc	Morgan Stanley	(15,689)	(1,529)	Reata Pharmaceuticals Inc 'A'	Barclays Bank	(28,164)
109,412	Radiant Logistics Inc	Bank of America Merrill Lynch	(52,518)	146	Raymond James Financial Inc	Bank of America Merrill Lynch	(194)	(780)	Reata Pharmaceuticals Inc 'A'	Goldman Sachs	(44,983)
26,454	Radiant Logistics Inc	Barclays Bank	(2,116)	4,011	Raymond James Financial Inc	Barclays Bank	(7,781)	(1,164)	Reata Pharmaceuticals Inc 'A'	HSBC	(67,721)
20,165	Radiant Logistics Inc	Goldman Sachs	(9,679)	(1,196)	Raymond James Financial Inc	Barclays Bank	2,320	(1,529)	Reata Pharmaceuticals Inc 'A'	Morgan Stanley	(28,164)
46,536	Radiant Logistics Inc	HSBC	27,456	1,233	Raymond James Financial Inc	Goldman Sachs	(1,640)	(31,919)	Recro Pharma Inc	Bank of America Merrill Lynch	7,661
47,942	Radiant Logistics Inc	Morgan Stanley	(3,835)	(416)	Raymond James Financial Inc	Goldman Sachs	(122)	(41,295)	Recro Pharma Inc	Barclays Bank	413
78,650	Radius Global Infrastructure Inc	Morgan Stanley	7,865	(392)	Raymond James Financial Inc	Morgan Stanley	760	(45,995)	Recro Pharma Inc	Goldman Sachs	11,039
(6,987)	Radius Health Inc	Morgan Stanley	907	(15,205)	Rayonier Advanced Materials Inc	Morgan Stanley	(2,889)	(7,345)	Recro Pharma Inc	HSBC	1,093
3,890	RadNet Inc	Barclays Bank	1,634	(2,763)	Rayonier Inc (REIT)	Bank of America Merrill Lynch	(631)	(9,321)	Red River Bancshares Inc	Barclays Bank	4,567
2,392	RadNet Inc	Goldman Sachs	7,367	(8,709)	Rayonier Inc (REIT)	Barclays Bank	(4,964)	(8,129)	Red River Bancshares Inc	Goldman Sachs	6,991
14,033	RadNet Inc	HSBC	51,501	(24,124)	Rayonier Inc (REIT)	HSBC	880	(3,874)	Red River Bancshares Inc	HSBC	(2,363)
(5,068)	Rafael Holdings Inc 'B'	Morgan Stanley	(27,671)	(30,525)	Rayonier Inc (REIT)	Morgan Stanley	(17,399)	(6,299)	Red River Bancshares Inc	Morgan Stanley	3,087
1,181	Ralph Lauren Corp	Barclays Bank	5,279	18,695	RBB Bancorp	Bank of America Merrill Lynch	23,743	(3,343)	Red Robin Gourmet Burgers Inc	Barclays Bank	(1,137)
2,258	Ralph Lauren Corp	Goldman Sachs	(31,702)	4,501	RBB Bancorp	Barclays Bank	3,781	11,309	Red Rock Resorts Inc 'A'	Bank of America Merrill Lynch	36,528
(133)	Ralph Lauren Corp	HSBC	(535)	13,756	RBB Bancorp	Goldman Sachs	17,470	(2,526)	Red Rock Resorts Inc 'A'	Bank of America Merrill Lynch	(8,159)
6,031	Ralph Lauren Corp	Morgan Stanley	26,959	9,215	RBB Bancorp	HSBC	27,737	(12,457)	Red Rock Resorts Inc 'A'	Barclays Bank	(27,405)
(9,582)	Ralph Lauren Corp	Morgan Stanley	(42,832)	25,455	RBB Bancorp	Morgan Stanley	21,382	(795)	Red Rock Resorts Inc 'A'	Goldman Sachs	(2,568)
(3,671)	Ramaco Resources Inc	Bank of America Merrill Lynch	(1,836)	(3,073)	RBC Bearings Inc	Bank of America Merrill Lynch	(791)	(3,853)	Red Rock Resorts Inc 'A'	HSBC	(20,652)
(17,432)	Ramaco Resources Inc	Barclays Bank	(10,285)	(13,498)	RBC Bearings Inc	Barclays Bank	(101,450)	(17,606)	Red Rock Resorts Inc 'A'	Morgan Stanley	(38,734)
(14,906)	Ramaco Resources Inc	Goldman Sachs	(7,453)	(13,705)	RBC Bearings Inc	Goldman Sachs	(7,864)	(18,712)	Red Violet Inc	Barclays Bank	12,911
(10,266)	Rambus Inc	Barclays Bank	(4,321)	(1,746)	RBC Bearings Inc	Morgan Stanley	(13,392)	(821)	Red Violet Inc	Goldman Sachs	(1,617)
(10,996)	Rambus Inc	Goldman Sachs	(8,261)	(1,640)	RCI Hospitality Holdings Inc	Morgan Stanley	1,050	(2,028)	Red Violet Inc	HSBC	(7,037)
(11,328)	Rambus Inc	Morgan Stanley	(4,305)	843	RE/MAX Holdings Inc 'A'	Bank of America Merrill Lynch	73	(3,195)	Redfin Corp	Bank of America Merrill Lynch	(23,706)
(8,304)	Range Resources Corp	Bank of America Merrill Lynch	6,228	787	RE/MAX Holdings Inc 'A'	Barclays Bank	(39)	(9,133)	Redfin Corp	Barclays Bank	(53,063)
(16,459)	Range Resources Corp	Barclays Bank	7,242	4,804	RE/MAX Holdings Inc 'A'	Goldman Sachs	(4,131)	(16,858)	Redfin Corp	Goldman Sachs	(115,530)
(29,997)	Range Resources Corp	Goldman Sachs	22,498	32,587	RE/MAX Holdings Inc 'A'	Morgan Stanley	(1,629)	(2,297)	Redfin Corp	HSBC	(13,153)
(8,796)	Range Resources Corp	Morgan Stanley	3,870	(22,029)	Reading International Inc 'A'	Bank of America Merrill Lynch	(25,303)	(30,202)	Redwood Trust Inc (REIT)	Morgan Stanley	(6,342)
14,906	Ranger Energy Services Inc	Bank of America Merrill Lynch	22,657	(33,144)	Reading International Inc 'A'	HSBC	(25,852)	(8,668)	Regal Beloit Corp	Morgan Stanley	(27,564)
4,130	Ranger Energy Services Inc	Goldman Sachs	6,278	(37,211)	Ready Capital Corp (REIT)	Barclays Bank	(25,535)	(2,318)	Regency Centers Corp (REIT)	Barclays Bank	(2,040)
10,017	Ranger Energy Services Inc	Morgan Stanley	801	(49,106)	Ready Capital Corp (REIT)	Barclays Bank	(25,535)	14,917	Regency Centers Corp (REIT)	Morgan Stanley	13,127
7,218	Ranpak Holdings Corp	Barclays Bank	(17,540)	21,510	RealNetworks Inc	Bank of America Merrill Lynch	—	(1,913)	Regeneron Pharmaceuticals Inc	Bank of America Merrill Lynch	40,747
5,429	Ranpak Holdings Corp	Morgan Stanley	(13,192)	12,392	RealNetworks Inc	Barclays Bank	1,424	(409)	Regeneron Pharmaceuticals Inc	HSBC	4,759
6,602	Rapid7 Inc	Bank of America Merrill Lynch	22,245	5,659	RealNetworks Inc	HSBC	(523)	1,761	REGENXBIO Inc	Bank of America Merrill Lynch	933
(1,164)	Rapid7 Inc	Bank of America Merrill Lynch	(5,653)	14,370	Realogy Holdings Corp	Bank of America Merrill Lynch	(21,080)	2,936	REGENXBIO Inc	Barclays Bank	2,789
2,390	Rapid7 Inc	Barclays Bank	4,971	4,386	Realogy Holdings Corp	Barclays Bank	(13,755)	14,292	REGENXBIO Inc	Goldman Sachs	7,575
(8,231)	Rapid7 Inc	Barclays Bank	(17,120)	5,853	Realogy Holdings Corp	Goldman Sachs	(5,546)	7,476	REGENXBIO Inc	HSBC	(5,457)
4,838	Rapid7 Inc	Goldman Sachs	20,559	4,892	Realogy Holdings Corp	HSBC	(4,024)	577	REGENXBIO Inc	Morgan Stanley	548
(2,653)	Rapid7 Inc	Goldman Sachs	(12,841)	(44,985)	RealReal Inc	Morgan Stanley	(4,868)	7,860	Regional Management Corp	Goldman Sachs	17,606
1,162	Rapid7 Inc	HSBC	8,413	12,392	RealReal Inc	Barclays Bank	9,014				
(421)	Rapid7 Inc	HSBC	(3,048)	5,659	RealReal Inc	Goldman Sachs	14,285				
17,794	Rapid7 Inc	Morgan Stanley	37,011	14,370	Realty Income Corp (REIT)	Bank of America Merrill Lynch	(134,955)				
(1,971)	RAPT Therapeutics Inc	Bank of America Merrill Lynch	2,582	4,386	Realty Income Corp (REIT)	Bank of America Merrill Lynch	(134,955)				
(3,479)	RAPT Therapeutics Inc	Barclays Bank	(4,244)	4,386	Realty Income Corp (REIT)	Bank of America Merrill Lynch	(134,955)				
(4,383)	RAPT Therapeutics Inc	Goldman Sachs	5,742	5,853	Realty Income Corp (REIT)	Bank of America Merrill Lynch	(134,955)				
(30)	RAPT Therapeutics Inc	Morgan Stanley	(37)	4,892	Realty Income Corp (REIT)	Bank of America Merrill Lynch	(134,955)				
(58,574)	Rattler Midstream LP	Barclays Bank	(586)	4,892	Realty Income Corp (REIT)	Bank of America Merrill Lynch	(134,955)				
(3,765)	Raven Industries Inc	Bank of America Merrill Lynch	(7,078)	4,892	Realty Income Corp (REIT)	Bank of America Merrill Lynch	(134,955)				
(1,350)	Raven Industries Inc	Barclays Bank	(1,283)	4,892	Realty Income Corp (REIT)	Bank of America Merrill Lynch	(134,955)				
(805)	Raven Industries Inc	Goldman Sachs	(1,513)	4,892	Realty Income Corp (REIT)	Bank of America Merrill Lynch	(134,955)				

ブラックロック・ストラテジック・ファンズ ブラックロック・アメリカズ・ダイバーシファイド・エクイティ・アブソルート・リターン・ファンド

保有高	銘柄	取引相手	未実現評価増益/(損) (米ドル)	保有高	銘柄	取引相手	未実現評価増益/(損) (米ドル)	保有高	銘柄	取引相手	未実現評価増益/(損) (米ドル)
12,814	Regional Management Corp	Morgan Stanley	(384)	1,801	Reno Pharmaceuticals Inc	Bank of America Merrill Lynch	(87)	(66,270)	Research Frontiers Inc	Morgan Stanley	(4,639)
26,877	Regions Financial Corp	Bank of America Merrill Lynch	269	2,149	Reno Pharmaceuticals Inc	Barclays Bank	1,805	3,302	Resideo Technologies Inc	Bank of America Merrill Lynch	3,203
26,430	Regions Financial Corp	Barclays Bank	14,272	1,471	Reno Pharmaceuticals Inc	Morgan Stanley	1,236	15,459	Resideo Technologies Inc	Barclays Bank	10,358
(16,210)	Regions Financial Corp	Barclays Bank	(8,753)	(4,323)	Renewable Energy Group Inc	Bank of America Merrill Lynch	8,646	5,919	Resideo Technologies Inc	Goldman Sachs	5,741
40,297	Regions Financial Corp	Goldman Sachs	703	(3,166)	Renewable Energy Group Inc	Barclays Bank	(1,614)	4,351	Resideo Technologies Inc	HSBC	5,787
75,252	Regions Financial Corp	Morgan Stanley	40,636	(2,025)	Renewable Energy Group Inc	Goldman Sachs	4,050	(1,057)	ResMed Inc	Bank of America Merrill Lynch	(11,468)
(6,308)	Regions Financial Corp	Morgan Stanley	(3,406)	1,301	Rent-A-Center Inc	Bank of America Merrill Lynch	(845)	(83)	ResMed Inc	Barclays Bank	40
(14,031)	Regis Corp	Bank of America Merrill Lynch	(1,122)	5,180	Rent-A-Center Inc	Barclays Bank	17,198	(6,381)	ResMed Inc	Morgan Stanley	(1,232)
(8,027)	Regis Corp	Barclays Bank	(2,809)	7,459	Rent-A-Center Inc	Goldman Sachs	19,238	(14,699)	Resonant Inc	Barclays Bank	(319)
(5,604)	Regis Corp	Goldman Sachs	(448)	2,260	Rent-A-Center Inc	Morgan Stanley	6,057	(1,855)	Resources Connection Inc	Morgan Stanley	1,323
(16,599)	Regis Corp	HSBC	1,660	(18,799)	Rentech Inc*	Morgan Stanley	56	(2,339)	resTORbio Inc*	Bank of America Merrill Lynch	(182)
(7,687)	Regis Corp	Morgan Stanley	(2,690)	(11,258)	Repay Holdings Corp	Bank of America Merrill Lynch	(1,464)	(10,959)	ResTORbio Inc*	Barclays Bank	(2,569)
2,239	Reinsurance Group of America Inc	Bank of America Merrill Lynch	(2,597)	(2,440)	Repay Holdings Corp	Barclays Bank	2,708	(11,317)	Retail Opportunity Investments Corp (REIT)	Bank of America Merrill Lynch	(4,164)
13,793	Reinsurance Group of America Inc	Barclays Bank	31,172	(4,543)	Repay Holdings Corp	Goldman Sachs	(591)	(62,522)	Retail Opportunity Investments Corp (REIT)	Goldman Sachs	(4,300)
10,069	Reinsurance Group of America Inc	Goldman Sachs	(11,680)	(45,669)	Repay Holdings Corp	Morgan Stanley	50,693	(41,196)	Retail Opportunity Investments Corp (REIT)	Morgan Stanley	(824)
9,327	Reinsurance Group of America Inc	Morgan Stanley	21,079	914	Repligen Corp	Bank of America Merrill Lynch	15,300	28,905	Retail Properties of America Inc 'A' (REIT)	Bank of America Merrill Lynch	10,406
(26,292)	Rekor Systems Inc	Bank of America Merrill Lynch	(19,456)	353	Repligen Corp	Barclays Bank	2,090	13,927	Retail Properties of America Inc 'A' (REIT)	Barclays Bank	4,317
(8,218)	Rekor Systems Inc	Barclays Bank	1,561	2,128	Repligen Corp	Goldman Sachs	35,623	10,411	Retail Properties of America Inc 'A' (REIT)	Goldman Sachs	3,748
(754)	Rekor Systems Inc	Goldman Sachs	(558)	659	Repligen Corp	HSBC	4,929	(5,444)	Retail Properties of America Inc 'A' (REIT)	Morgan Stanley	(1,688)
(5,949)	Rekor Systems Inc	Morgan Stanley	1,130	(568)	Repligen Corp	HSBC	(4,249)	2,088	Retail Properties of America Inc 'A' (REIT)	Morgan Stanley	383
6,832	Relay Therapeutics Inc	Bank of America Merrill Lynch	8,942	(2,000)	Replimune Group Inc	Barclays Bank	(5,740)	(14,370)	Retractable Technologies Inc	Barclays Bank	(431)
6,516	Relay Therapeutics Inc	Barclays Bank	2,988	(4,601)	Replimune Group Inc	Goldman Sachs	(16,242)	1,326	REV Group Inc	Bank of America Merrill Lynch	(27)
13,113	Reliance Steel & Aluminum Co	Bank of America Merrill Lynch	(32,613)	(1,677)	Replimune Group Inc	Morgan Stanley	(3,141)	16,478	REV Group Inc	Barclays Bank	15,489
2,196	Reliance Steel & Aluminum Co	Barclays Bank	4,106	(52,745)	Repro-Med Systems Inc	Bank of America Merrill Lynch	1,055	10,326	REV Group Inc	HSBC	4,543
6,315	Reliance Steel & Aluminum Co	Goldman Sachs	(15,682)	(10,383)	Repro-Med Systems Inc	Barclays Bank	(1,661)	2,852	REV Group Inc	Bank of America	1,312
448	Reliance Steel & Aluminum Co	HSBC	(3,409)	(4,741)	Repro-Med Systems Inc	Goldman Sachs	95	19,098	Revance Therapeutics Inc	Merrill Lynch	8,785
7,666	Reliance Steel & Aluminum Co	Morgan Stanley	(631)	(14,462)	Repro-Med Systems Inc	HSBC	(9,256)	(2,122)	Revance Therapeutics Inc	HSBC	7,426
(2,780)	Reliant Bancorp Inc	Bank of America Merrill Lynch	973	(3,548)	Repro-Med Systems Inc	Morgan Stanley	(568)	(12,638)	REVOLUTION Medicines Inc	Bank of America Merrill Lynch	3,332
(32,623)	Reliant Bancorp Inc	Goldman Sachs	11,418	63,193	Republic Bancorp Inc 'A'	Bank of America Merrill Lynch	56,874	(360)	REVOLUTION Medicines Inc	Barclays Bank	11,501
(3,720)	Relmada Therapeutics Inc	Bank of America Merrill Lynch	1,339	1,610	Republic Bancorp Inc 'A'	Barclays Bank	1,803	(150)	REX American Resources Corp	Bank of America Merrill Lynch	(6,167)
(5,345)	Relmada Therapeutics Inc	Barclays Bank	18,921	3,276	Republic Bancorp Inc 'A'	Goldman Sachs	2,948	(514)	REX American Resources Corp	Merrill Lynch	(2,570)
6,296	RenaissanceRe Holdings Ltd	Barclays Bank	(315)	805	Republic Bancorp Inc 'A'	Morgan Stanley	902	(2,320)	REX American Resources Corp	Goldman Sachs	(2,570)
(3,560)	RenaissanceRe Holdings Ltd	Goldman Sachs	4,877	90,036	Republic First Bancorp Inc	Bank of America Merrill Lynch	(8,103)	(12,638)	REX American Resources Corp	Morgan Stanley	(8,234)
(4,217)	RenaissanceRe Holdings Ltd	HSBC	35,591	77,434	Republic First Bancorp Inc	Barclays Bank	7,743	(360)	REX American Resources Corp	HSBC	1,740
306	RenaissanceRe Holdings Ltd	HSBC	109	148,695	Republic First Bancorp Inc	Goldman Sachs	(13,383)	(5,940)	Rexford Industrial Realty Inc (REIT)	Morgan Stanley	(62,347)
(6,674)	RenaissanceRe Holdings Ltd	Morgan Stanley	334	50,307	Republic First Bancorp Inc	HSBC	(9,558)	(5,940)	Rexford Industrial Realty Inc (REIT)	Morgan Stanley	8,791
1,034	RenaissanceRe Holdings Ltd	Morgan Stanley	(52)	247,629	Republic First Bancorp Inc	Morgan Stanley	23,826	(5,940)	Rexford Industrial Realty Inc (REIT)	Morgan Stanley	8,791
(2,390)	Renasant Corp	Barclays Bank	167	1,564	Republic Services Inc	Bank of America Merrill Lynch	(1,329)	(5,940)	Rexford Industrial Realty Inc (REIT)	Morgan Stanley	8,791
(6,023)	Renasant Corp	HSBC	(964)	(14,427)	Republic Services Inc	Barclays Bank	3,030	(5,940)	Rexford Industrial Realty Inc (REIT)	Morgan Stanley	8,791
(112,176)	Renasant Corp	Morgan Stanley	7,852	12,016	Republic Services Inc	Barclays Bank	1,098	(5,940)	Rexford Industrial Realty Inc (REIT)	Morgan Stanley	8,791
				3,522	Republic Services Inc	Goldman Sachs	(2,994)	(5,940)	Rexford Industrial Realty Inc (REIT)	Morgan Stanley	8,791
				1,905	Republic Services Inc	HSBC	(5,467)	(5,940)	Rexford Industrial Realty Inc (REIT)	Morgan Stanley	8,791
				7,857	Republic Services Inc	Morgan Stanley	2,836	(5,940)	Rexford Industrial Realty Inc (REIT)	Morgan Stanley	8,791
				(14,831)	Research Frontiers Inc	Barclays Bank	(1,038)	(5,940)	Rexford Industrial Realty Inc (REIT)	Morgan Stanley	8,791
				(14,789)	Research Frontiers Inc	HSBC	4,585	(5,940)	Rexford Industrial Realty Inc (REIT)	Morgan Stanley	8,791

ブラックロック・ストラテジック・ファンズ ブラックロック・アメリカズ・ダイバーシファイド・エクイティ・アブソルート・リターン・ファンド

保有高	銘柄	取引相手	未実現評価増益/(損) (米ドル)	保有高	銘柄	取引相手	未実現評価増益/(損) (米ドル)	保有高	銘柄	取引相手	未実現評価増益/(損) (米ドル)
(1,423)	Rexnord Corp	Barclays Bank	185	15,836	RLI Corp	Morgan Stanley	(10,135)	879	Roper	Bank of America	13,447
4,311	Rexnord Corp	Barclays Bank	(560)	(19,534)	RLJ Lodging Trust (REIT)	HSBC	195		Technologies Inc	Merrill Lynch	
(37,472)	Rexnord Corp	Goldman Sachs	23,982	(49,157)	RLJ Lodging Trust (REIT)	Morgan Stanley	(17,697)	1,961	Roper	Barclays Bank	10,378
6,616	Rexnord Corp	Goldman Sachs	(3,056)	3,298	RMR Group Inc 'A'	Bank of America	(66)		Technologies Inc		
(13,023)	Rexnord Corp	Morgan Stanley	1,693			Merrill Lynch		130	Roper	Goldman Sachs	2,206
6,794	Reynolds Consumer Products Inc	Bank of America	(10,123)	1,925	RMR Group Inc 'A'	Barclays Bank	173		Technologies Inc		
		Merrill Lynch		4,302	RMR Group Inc 'A'	Goldman Sachs	(86)	1,088	Roper	HSBC	7,432
12,542	Reynolds Consumer Products Inc	Barclays Bank	(6,020)	6,829	RMR Group Inc 'A'	HSBC	(683)		Technologies Inc		
				31,757	RMR Group Inc 'A'	Morgan Stanley	2,858	5,140	Roper	Morgan Stanley	23,591
789	Reynolds Consumer Products Inc	HSBC	(1,041)	(11,680)	Roadrunner Transportation Systems Inc	Bank of America	(1,168)	(391)	Technologies Inc		
26,406	Reynolds Consumer Products Inc	Morgan Stanley	(12,674)	(16,747)	Roadrunner Transportation Systems Inc	Goldman Sachs	(1,675)	(9,212)	Ross Stores Inc	Bank of America	794
(5,830)	RGC Resources Inc	Bank of America	(6,122)	(3,298)	Roadrunner Transportation Systems Inc	HSBC	(726)	(536)	Ross Stores Inc	Goldman Sachs	13,774
		Merrill Lynch		(9,988)	Roadrunner Transportation Systems Inc	Morgan Stanley	(2,497)	(23,029)	Ross Stores Inc	HSBC	2,450
(6,892)	RGC Resources Inc	Barclays Bank	(3,722)					(15,243)	Ross Stores Inc	Morgan Stanley	(66,324)
(7,553)	RGC Resources Inc	Goldman Sachs	(7,152)	1,182	Robert Half	HSBC	(2,376)	(19,334)	Royal Caribbean Cruises Ltd	Bank of America	(139,056)
(7,122)	RGC Resources Inc	HSBC	(9,615)		International Inc				Royal Caribbean Cruises Ltd	Merrill Lynch	
(3,307)	RH	Bank of America	(25,596)	16,453	Robert Half	Morgan Stanley	12,669	(2,997)	Royal Caribbean Cruises Ltd	Barclays Bank	(143,072)
		Merrill Lynch		(3,501)	Robert Half	Morgan Stanley	(2,696)	(6,121)	Royal Caribbean Cruises Ltd	Goldman Sachs	(27,759)
203	RH	Bank of America	5,536	(4,936)	ROBLOX Corp 'A'	Bank of America	(83,122)	3,500	Royal Gold Inc	Morgan Stanley	(45,296)
(2,182)	RH	Barclays Bank	(56,601)	(5,761)	Rocket Cos Inc 'A'	Merrill Lynch		(2,098)	Royal Gold Inc	Bank of America	(15,085)
(109)	RH	Morgan Stanley	(2,827)	(1,727)	Rocket	Barclays Bank	(4,666)		Royal Gold Inc	Merrill Lynch	
(2,764)	Rhythm Pharmaceuticals Inc	Goldman Sachs	7,698	(1,693)	Rocket	Bank of America	(3,627)	6,085	Royal Gold Inc	Bank of America	9,042
				(2,312)	Rocket Pharmaceuticals Inc	Merrill Lynch		(1,762)	Royal Gold Inc	Barclays Bank	(10,101)
(8,996)	Rhythm Pharmaceuticals Inc	HSBC	8,096	(3,986)	Rocket Pharmaceuticals Inc	Goldman Sachs	(3,555)	(1,762)	Royal Gold Inc	Barclays Bank	2,925
(4,190)	Rhythm Pharmaceuticals Inc	Morgan Stanley	5,112					2,898	Royal Gold Inc	Goldman Sachs	(12,490)
				3,112	Rockwell Automation Inc	Barclays Bank	4,139	(2,401)	Royal Gold Inc	HSBC	17,595
(16,139)	Ribbon Communications Inc	Bank of America	(8,070)		Rockwell Automation Inc	HSBC		(2,401)	Royal Gold Inc	HSBC	(11,549)
		Merrill Lynch		(19,921)	Rockwell Medical Inc	Morgan Stanley	(6,617)	2,005	Royal Gold Inc	Morgan Stanley	(3,328)
(20,092)	Ribbon Communications Inc	Goldman Sachs	(10,046)	(7,977)	Rockwell Medical Inc	Bank of America	1,269	(509)	Royal Gold Inc	Morgan Stanley	845
				(87,368)	Rockwell Medical Inc	Merrill Lynch		(2,468)	Royal Pharma Plc 'A'	Barclays Bank	1,481
8,903	Richmond Mutual Bancorp Inc	Bank of America	6,143	3,344	Rocky Brands Inc	Bank of America	4,815	(11,072)	Royal Pharma Plc 'A'	Goldman Sachs	15,279
		Merrill Lynch				Merrill Lynch		1,022	Royal Pharma Plc 'A'	HSBC	(1,400)
15,914	Richmond Mutual Bancorp Inc	Barclays Bank	(318)					(3,065)	Royal Pharma Plc 'A'	HSBC	4,199
				10,019	Rocky Brands Inc	Morgan Stanley	51,598	(4,639)	Royal Pharma Plc 'A'	Morgan Stanley	2,783
27,625	Richmond Mutual Bancorp Inc	Goldman Sachs	19,061	(618)	Rogers Corp	Barclays Bank	(2,589)	(50,215)	RPC Inc	Bank of America	53,730
				(4,820)	Rogers Corp	Goldman Sachs	(22,859)	(81,224)	RPC Inc	Merrill Lynch	
11,338	Richmond Mutual Bancorp Inc	HSBC	11,451	(1,434)	Rogers Corp	HSBC	(9,565)	(4,187)	RPC Inc	Barclays Bank	10,246
				(5,316)	Rogers Corp	Morgan Stanley	(22,274)	(7,036)	RPC Inc	Morgan Stanley	275
17,366	Richmond Mutual Bancorp Inc	Morgan Stanley	(347)	765	Roku Inc	Bank of America	26,224	(14,226)	RPM	HSBC	30,888
				1,426	Roku Inc	Merrill Lynch			International Inc	Morgan Stanley	9,816
23,179	Rigel Pharmaceuticals Inc	Goldman Sachs	927	181	Roku Inc	Barclays Bank	(727)		International Inc		
				6,869	Rollins Inc	Bank of America	(13,807)	8,971	RPT Realty (REIT)	Barclays Bank	2,691
26,729	Rigel Pharmaceuticals Inc	HSBC	14,701		Rollins Inc	HSBC		14,418	RPT Realty (REIT)	Goldman Sachs	5,911
				29,530	Rollins Inc	Goldman Sachs	(59,355)	34,001	RPT Realty (REIT)	HSBC	(1,020)
18,325	Rimini Street Inc	Morgan Stanley	1,283	6,584	Rollins Inc	HSBC	(20,608)	92,757	RPT Realty (REIT)	Morgan Stanley	27,827
				2,733	Rollins Inc	Morgan Stanley	(847)	68,267	RR Donnelley & Sons Co	Bank of America	111,958
3,597	RingCentral Inc 'A'	Bank of America	96,903	9,214	Rollins Inc	Barclays Bank	(2,856)		RR Donnelley & Sons Co	Merrill Lynch	
		Merrill Lynch		29,530	Rollins Inc	Goldman Sachs	(59,355)	11,185	RR Donnelley & Sons Co	Goldman Sachs	18,343
448	RingCentral Inc 'A'	Barclays Bank	7,087	6,584	Rollins Inc	HSBC	(20,608)	(15,110)	Rubicon Technology Inc	Morgan Stanley	(4,231)
157	RingCentral Inc 'A'	HSBC	327	2,733	Rollins Inc	Morgan Stanley	(847)	(9,223)	Rubius Therapeutics Inc	Barclays Bank	2,490
(1,209)	RingCentral Inc 'A'	HSBC	(2,515)	(3,461)	Root Inc 'A'	Bank of America	—	7,614	Rush Enterprises Inc 'A'	Bank of America	(30,456)
222	RingCentral Inc 'A'	Morgan Stanley	2,590			Merrill Lynch			Rush Enterprises Inc 'A'	Merrill Lynch	
(2,602)	Riot Blockchain Inc	Barclays Bank	(3,070)					23,453	Rush Enterprises Inc 'A'	Barclays Bank	(8,443)
(1,177)	Riot Blockchain Inc	Goldman Sachs	(3,319)					7,954	Rush Enterprises Inc 'A'	Goldman Sachs	(31,816)
4,090	Rite Aid Corp	Bank of America	(5,685)					616	Rush Enterprises Inc 'A'	Morgan Stanley	(12)
		Merrill Lynch						5,156	Rush Enterprises Inc 'B'	Bank of America	(17,118)
8,821	Rite Aid Corp	Barclays Bank	(8,292)						Rush Enterprises Inc 'B'	Merrill Lynch	
2,399	Rite Aid Corp	Goldman Sachs	(3,335)					12,287	Rush Enterprises Inc 'B'	Barclays Bank	6,635
146,554	Riverview Bancorp Inc	Bank of America	(35,173)					8,302	Rush Enterprises Inc 'B'	Goldman Sachs	(27,563)
		Merrill Lynch									
29,024	Riverview Bancorp Inc	Goldman Sachs	(6,966)								
79,247	Riverview Bancorp Inc	Morgan Stanley	(21,397)								

ブラックロック・ストラテジック・ファンズ ブラックロック・アメリカズ・ダイバーシファイド・エクイティ・アブソルート・リターン・ファンド

保有高	銘柄	取引相手	未実現損益/(損) (米ドル)	保有高	銘柄	取引相手	未実現損益/(損) (米ドル)	保有高	銘柄	取引相手	未実現損益/(損) (米ドル)
4,585	Rush Enterprises Inc 'B'	HSBC	(8,115)	(4,838)	Safety Insurance Group Inc	Morgan Stanley	1,790	38,064	Santander Consumer USA Holdings Inc	Bank of America Merrill Lynch	46,438
8,509	Rush Enterprises Inc 'B'	Morgan Stanley	4,595	(16,612)	Saga Communications Inc 'A'	Morgan Stanley	(16,114)	4,177	Santander Consumer USA Holdings Inc	Goldman Sachs	5,096
8,643	Rush Street Interactive Inc	Barclays Bank	(2,420)	(771)	Sage	Bank of America	(223)	18,074	Santander Consumer USA Holdings Inc	Morgan Stanley	1,265
3,951	Rush Street Interactive Inc	Goldman Sachs	1,541	(1,052)	Sage Therapeutics Inc	Merrill Lynch		(52,923)	Sapiens International Corp NV	Barclays Bank	(10,293)
24,000	Rush Street Interactive Inc	HSBC	240	(388)	Sage Therapeutics Inc	Goldman Sachs	1,222	(6,860)	Sapiens International Corp NV	Morgan Stanley	(1,371)
3,466	Rush Street Interactive Inc	Morgan Stanley	(970)	(2,330)	Sage Therapeutics Inc	Morgan Stanley	4,217	(2,625)	Sarepta Therapeutics Inc	Barclays Bank	4,095
9,868	Ruth's Hospitality Group Inc	Morgan Stanley	808	(848)	Saia Inc	Bank of America Merrill Lynch	8,845	(1,021)	Sarepta Therapeutics Inc	Morgan Stanley	1,593
11,314	Ryder System Inc	Bank of America Merrill Lynch	(39,893)	1,887	Saia Inc	Bank of America Merrill Lynch	(8,832)	9,076	Satsuma Pharmaceuticals Inc	Morgan Stanley	(1,906)
2,906	Ryder System Inc	Barclays Bank	893	(2,435)	Saia Inc	Barclays Bank	(6,697)	6,906	Saul Centers Inc (REIT)	Bank of America Merrill Lynch	9,461
13,844	Ryder System Inc	Goldman Sachs	(58,709)	1,210	Saia Inc	Barclays Bank	619	7,822	Saul Centers Inc (REIT)	Barclays Bank	16,113
3,990	Ryder System Inc	HSBC	(15,209)	(798)	Saia Inc	Goldman Sachs	8,323	10,277	Saul Centers Inc (REIT)	Goldman Sachs	14,079
14,256	Ryder System Inc	Morgan Stanley	11,321	4,066	Saia Inc	HSBC	24,214	18,567	Saul Centers Inc (REIT)	Morgan Stanley	38,248
47,156	Ryerson Holding Corp	Goldman Sachs	(18,862)	(3,981)	Saia Inc	HSBC	34,436	(58,571)	Savara Inc	Barclays Bank	(7,029)
10,077	Ryerson Holding Corp	Morgan Stanley	(1,915)	(3,768)	Saia Inc	Morgan Stanley	(10,362)	(3,639)	SB Financial Group Inc	Bank of America Merrill Lynch	(4,258)
(2,978)	Ryman Hospitality Properties Inc (REIT)	Bank of America Merrill Lynch	(5,822)	5,930	Sailpoint Technologies Holdings Inc	Bank of America Merrill Lynch	9,758	(5,100)	SB Financial Group Inc	Barclays Bank	(612)
854	Ryman Hospitality Properties Inc (REIT)	Bank of America Merrill Lynch	(228)	19,872	Sailpoint Technologies Holdings Inc	Barclays Bank	24,244	174	SBA Communications Corp (REIT)	Bank of America Merrill Lynch	1,674
(1,359)	Ryman Hospitality Properties Inc (REIT)	Barclays Bank	(3,226)	30,521	Sailpoint Technologies Holdings Inc	Goldman Sachs	67,988	1,900	SBA Communications Corp (REIT)	Goldman Sachs	18,278
4,116	Ryman Hospitality Properties Inc (REIT)	Barclays Bank	10,743	17,277	Sailpoint Technologies Holdings Inc	HSBC	31,781	1,254	SBA Communications Corp (REIT)	Morgan Stanley	1,981
(2,571)	Ryman Hospitality Properties Inc (REIT)	Goldman Sachs	(427)	5,863	Sailpoint Technologies Holdings Inc	Morgan Stanley	7,153	21,538	ScanSource Inc	Bank of America Merrill Lynch	(7,969)
2,495	Ryman Hospitality Properties Inc (REIT)	Goldman Sachs	948	(6,771)	salesforce.com Inc	Bank of America Merrill Lynch	(156,004)	16,685	ScanSource Inc	Barclays Bank	(3,003)
(3,428)	Ryman Hospitality Properties Inc (REIT)	Morgan Stanley	(3,906)	3,032	Salisbury Bancorp Inc	Bank of America Merrill Lynch	(667)	4,296	ScanSource Inc	HSBC	(3,265)
362	Ryman Hospitality Properties Inc (REIT)	Morgan Stanley	945	6,252	Salisbury Bancorp Inc	Barclays Bank	1,876	5,551	ScanSource Inc	Morgan Stanley	(910)
(421)	S&P Global Inc	Bank of America Merrill Lynch	(1,903)	7,461	Salisbury Bancorp Inc	Goldman Sachs	(1,641)	11,604	Schlumberger NV	Bank of America Merrill Lynch	(31,563)
(5,100)	S&P Global Inc	Barclays Bank	(2,142)	6,465	Salisbury Bancorp Inc	HSBC	2,327	39,915	Schlumberger NV	Barclays Bank	(14,769)
(6,209)	S&P Global Inc	Goldman Sachs	(20,524)	(7,084)	Sally Beauty Holdings Inc	Bank of America Merrill Lynch	10,626	29,964	Schlumberger NV	Goldman Sachs	(81,502)
(900)	S&P Global Inc	Morgan Stanley	(315)	(13,997)	Sally Beauty Holdings Inc	Barclays Bank	(5,879)	40,466	Schneider National Inc 'B'	Bank of America Merrill Lynch	(35,279)
(31,691)	S&T Bancorp Inc	Barclays Bank	6,972	1,827	Sanderson Farms Inc	Bank of America Merrill Lynch	(22,417)	22,526	Schneider National Inc 'B'	Barclays Bank	(5,676)
(32,783)	S&T Bancorp Inc	Goldman Sachs	6,557	3,329	Sanderson Farms Inc	Barclays Bank	(21,772)	23,626	Schneider National Inc 'B'	Goldman Sachs	(17,986)
(21,581)	S&T Bancorp Inc	HSBC	(15,754)	8,091	Sanderson Farms Inc	Goldman Sachs	(99,277)	25,703	Schneider National Inc 'B'	HSBC	(49,864)
(33,929)	S&T Bancorp Inc	HSBC	(15,754)	448	Sanderson Farms Inc	HSBC	(104)	81,395	Schneider National Inc 'B'	Morgan Stanley	(30,116)
(36,764)	Sabra Health Care Inc (REIT)	Morgan Stanley	7,464	27,970	Sandy Spring Bancorp Inc	Bank of America Merrill Lynch	(27,131)	21,814	Schnitzer Steel Industries Inc 'A'	Barclays Bank	4,145
6,193	Sabra Health Care Inc (REIT)	Bank of America Merrill Lynch	(11,397)	38,376	Sandy Spring Bancorp Inc	Barclays Bank	2,686	8,952	Schnitzer Steel Industries Inc 'A'	Goldman Sachs	(15,487)
(81,269)	Sabra Health Care Inc (REIT)	Barclays Bank	3,251	24,986	Sandy Spring Bancorp Inc	Goldman Sachs	(24,236)	13,536	Schnitzer Steel Industries Inc 'A'	Morgan Stanley	2,572
(20,357)	Sabra Health Care Inc (REIT)	Goldman Sachs	(6,311)	9,584	Sandy Spring Bancorp Inc	Morgan Stanley	671	(2,369)	Scholar Rock Holding Corp	Bank of America Merrill Lynch	3,648
15,738	Sabra Health Care Inc (REIT)	HSBC	(4,879)	11,224	Sangamo Therapeutics Inc	Barclays Bank	1,122	(4,441)	Scholar Rock Holding Corp	Barclays Bank	(489)
(23,334)	Sabra Health Care Inc (REIT)	Morgan Stanley	933	3,965	Sangamo Therapeutics Inc	Morgan Stanley	397	(8,322)	Scholar Rock Holding Corp	Morgan Stanley	(243)
37,747	Sabra Health Care Inc (REIT)	Morgan Stanley	(1,510)	(30,134)	Sanmina Corp	Bank of America Merrill Lynch	4,520	(7,356)	Scholastic Corp	Morgan Stanley	(5,738)
(12,761)	Sabre Corp	Morgan Stanley	(6,891)	(2,968)	Sanmina Corp	Barclays Bank	1,395	(2,274)	Schrodinger Inc	Bank of America Merrill Lynch	(19,852)
(96,079)	Safe Bulkers Inc	Barclays Bank	69,177	(971)	Sanmina Corp	Goldman Sachs	146				
(77,943)	Safe Bulkers Inc	Goldman Sachs	13,250								
(219,081)	Safeguard Scientifics Inc	Bank of America Merrill Lynch	(8,763)								
(9,877)	Safeguard Scientifics Inc	Barclays Bank	(790)								
(6,938)	Safeguard Scientifics Inc	Goldman Sachs	(278)								
(2,436)	Safety Insurance Group Inc	Goldman Sachs	1,598								

ブラックロック・ストラテジック・ファンズ ブラックロック・アメリカズ・ダイバーシファイド・エクイティ・アブソルート・リターン・ファンド

保有高	銘柄	取引相手	未実現評価増益/(損) (米ドル)	保有高	銘柄	取引相手	未実現評価増益/(損) (米ドル)	保有高	銘柄	取引相手	未実現評価増益/(損) (米ドル)
(4,135)	Schrodinger Inc	Barclays Bank	(19,931)	(682)	Seagate Technology Holdings Plc	Goldman Sachs	5,783	17,233	Selecta Biosciences Inc	Bank of America Merrill Lynch	24,126
(7,800)	Schrodinger Inc	Goldman Sachs	(61,901)					10,124	Selecta Biosciences Inc	Barclays Bank	9,112
(1,623)	Schrodinger Inc	HSBC	(10,013)	(31,839)	Seagate Technology Holdings Plc	Morgan Stanley	64,358	23,950	Selecta Biosciences Inc	Goldman Sachs	33,530
(294)	Schrodinger Inc	Morgan Stanley	(1,417)					1,019	Selecta Biosciences Inc	HSBC	1,549
(13,923)	Schweitzer-Mauduit International Inc	Barclays Bank	41,560	(1,042)	Seagen Inc	Bank of America Merrill Lynch	(7,679)	7,256	Selecta Biosciences Inc	Morgan Stanley	6,530
(13,040)	Schweitzer-Mauduit International Inc	Goldman Sachs	72,939	(3,332)	Seagen Inc	Barclays Bank	(5,598)	(10,927)	Selective Insurance Group Inc	HSBC	16,172
(15,131)	Schweitzer-Mauduit International Inc	HSBC	102,437	15,352	Sealed Air Corp	Barclays Bank	3,743	(16,293)	Selective Insurance Group Inc	Morgan Stanley	32,423
				4,577	Sealed Air Corp	Goldman Sachs	1,465				
				7,298	Sealed Air Corp	HSBC	12,506				
(15,235)	Schweitzer-Mauduit International Inc	Morgan Stanley	55,817	17,491	Sealed Air Corp	Morgan Stanley	6,012	(26,870)	Selectquote Inc	Bank of America Merrill Lynch	23,298
				6,906	SeaSpine Holdings Corp	Goldman Sachs	2,555				
1,587	Science Applications International Corp	Bank of America Merrill Lynch	1,895	20,400	SeaSpine Holdings Corp	Morgan Stanley	(18,972)	(17,274)	Selectquote Inc	Barclays Bank	5,517
(7,852)	Science Applications International Corp	Barclays Bank	(629)	5,260	SeaWorld	Bank of America	7,968	(6,821)	Selectquote Inc	Goldman Sachs	2,270
2,757	Science Applications International Corp	Barclays Bank	221	(37,301)	SecureWorks Corp 'A'	Morgan Stanley	13,428	(8,007)	Selectquote Inc	HSBC	54,744
(7,209)	Science Applications International Corp	Goldman Sachs	(8,795)	16,341	Security National Financial Corp 'A'	Merrill Lynch	(3,922)	(5,588)	Selectquote Inc	Morgan Stanley	2,179
1,365	Science Applications International Corp	Goldman Sachs	250	21,716	SeaWorld	Barclays Bank	14,015	(10,455)	Semptra Energy	Bank of America Merrill Lynch	21,433
(11,822)	Science Applications International Corp	HSBC	5,320	(3,416)	SecureWorks Corp 'A'	Bank of America Merrill Lynch	(1,571)	(8,995)	Semptra Energy	Barclays Bank	20,418
1,205	Science Applications International Corp	HSBC	1,470	(866)	SecureWorks Corp 'A'	Barclays Bank	312	(12,611)	Semptra Energy	Goldman Sachs	25,195
(14,118)	Science Applications International Corp	Morgan Stanley	(1,130)	(5,216)	SecureWorks Corp 'A'	HSBC	(5,060)	(9,334)	Semptra Energy	HSBC	24,196
(2,541)	Scientific Games Corp 'A'	Bank of America Merrill Lynch	(31,766)	(37,301)	SecureWorks Corp 'A'	Morgan Stanley	13,428	(2,430)	Semptra Energy	Morgan Stanley	5,516
(7,870)	Scientific Games Corp 'A'	Barclays Bank	(33,019)	16,341	Security National Financial Corp 'A'	Merrill Lynch	(3,922)	10,877	Semtech Corp	Barclays Bank	7,723
(4,783)	Scientific Games Corp 'A'	HSBC	(89,481)	26,337	Security National Financial Corp 'A'	Barclays Bank	(3,424)	(943)	Semtech Corp	Goldman Sachs	(1,848)
5,189	Scopus Biopharma Inc	Goldman Sachs	6,901	25,243	Security National Financial Corp 'A'	Goldman Sachs	(6,058)	370	Semtech Corp	Goldman Sachs	725
19,789	Scorpio Tankers Inc	Morgan Stanley	(5,145)	(2,073)	Seelos Therapeutics Inc	Bank of America Merrill Lynch	753	(6,501)	Semtech Corp	HSBC	(9,947)
683	Scotts Miracle-Gro Co	Barclays Bank	(1,168)	(3,167)	SEI Investments Co	Goldman Sachs	(778)	(12,453)	Semtech Corp	Morgan Stanley	(8,842)
669	Scotts Miracle-Gro Co	Morgan Stanley	(1,144)	(3,160)	SEI Investments Co	Morgan Stanley	(1,212)	544	Seneca Foods Corp 'A'	Bank of America Merrill Lynch	(555)
(592)	Scotts Miracle-Gro Co	Morgan Stanley	1,012	13,779	Select Bancorp Inc	Bank of America Merrill Lynch	3,858	3,911	Seneca Foods Corp 'A'	Barclays Bank	(156)
(13,909)	scPharmaceuticals Inc	Bank of America Merrill Lynch	3,060	48,236	Select Bancorp Inc	Barclays Bank	(6,753)	1,953	Seneca Foods Corp 'A'	Goldman Sachs	(1,992)
(15,143)	scPharmaceuticals Inc	Barclays Bank	909	13,403	Select Bancorp Inc	Goldman Sachs	3,753	2,210	Seneca Foods Corp 'A'	HSBC	(3,334)
(8,135)	scPharmaceuticals Inc	Goldman Sachs	1,790	28,109	Select Bancorp Inc	Morgan Stanley	(3,935)	9,305	Seneca Foods Corp 'A'	Morgan Stanley	(372)
4,414	Sculptor Capital Management Inc	Bank of America Merrill Lynch	4,282	(2,103)	Select Energy Services Inc 'A'	Barclays Bank	(210)	(6,937)	Sensata Technologies Holding Plc	Bank of America Merrill Lynch	(19,289)
20,160	Sculptor Capital Management Inc	Barclays Bank	15,498	(5,583)	SEI Investments Co	Barclays Bank	(3,049)	(9,900)	Sensata Technologies Holding Plc	Barclays Bank	(11,979)
4,619	Sculptor Capital Management Inc	HSBC	1,909	(3,167)	SEI Investments Co	Goldman Sachs	(778)	(12,810)	Sensata Technologies Holding Plc	Goldman Sachs	(20,913)
(72)	Seaboard Corp	Bank of America Merrill Lynch	3,506	(3,160)	SEI Investments Co	Morgan Stanley	(1,212)	(25,829)	Sensata Technologies Holding Plc	Morgan Stanley	(31,253)
(88)	Seaboard Corp	Barclays Bank	800	13,779	Select Bancorp Inc	Bank of America Merrill Lynch	3,858	2,418	Sensei	Bank of America Merrill Lynch	8,052
(122)	Seaboard Corp	Goldman Sachs	11,346	48,236	Select Bancorp Inc	Barclays Bank	(6,753)	1,776	Biotherapeutics Inc	Barclays Bank	(2,220)
(149)	Seaboard Corp	HSBC	18,215	13,403	Select Bancorp Inc	Goldman Sachs	3,753	4,805	Biotherapeutics Inc	Goldman Sachs	16,001
(511)	Seaboard Corp	Morgan Stanley	1,930	28,109	Select Bancorp Inc	Morgan Stanley	(3,935)	5,206	Biotherapeutics Inc	Morgan Stanley	(6,508)
(143,258)	SeaChange International Inc	Bank of America Merrill Lynch	(7,163)	(2,103)	Select Energy Services Inc 'A'	Barclays Bank	(210)	(16,531)	Biotherapeutics Inc	Bank of America Merrill Lynch	(20,168)
(37,439)	Seacoast Banking Corp of Florida	Goldman Sachs	37,439	(20,648)	Select Energy Services Inc 'A'	Goldman Sachs	15,692	(6,621)	Sensient Technologies Corp	Barclays Bank	1,091
(8,369)	Seacoast Banking Corp of Florida	HSBC	4,603	(28,160)	Select Energy Services Inc 'A'	HSBC	18,867	(507)	Sensient Technologies Corp	Goldman Sachs	(619)
(18,345)	Seacoast Banking Corp of Florida	Morgan Stanley	9,173	(54,852)	Select Energy Services Inc 'A'	Morgan Stanley	(5,485)	(40,697)	Sensient Technologies Corp	Morgan Stanley	6,251
(1,157)	Seagate Technology Holdings Plc	Barclays Bank	2,777	6,894	Select Interior Concepts Inc 'A'	HSBC	3,723	(1,816)	Seres Therapeutics Inc	Bank of America Merrill Lynch	(100)
				9,007	Select Interior Concepts Inc 'A'	Morgan Stanley	(3,783)	(7,789)	Seres Therapeutics Inc	Barclays Bank	(712)
				7,505	Select Medical Holdings Corp	Bank of America Merrill Lynch	15,685	(1,120)	Seres Therapeutics Inc	Goldman Sachs	436
				14,072	Select Medical Holdings Corp	Barclays Bank	4,222	(1,102)	Seres Therapeutics Inc	Morgan Stanley	248
				10,483	Select Medical Holdings Corp	Morgan Stanley	3,145	14,863	Seritage Growth Properties (REIT)	Bank of America Merrill Lynch	12,634

ブラックロック・ストラテジック・ファンズ ブラックロック・アメリカズ・ダイバーシファイド・エクイティ・アブソルート・リターン・ファンド

保有高	銘柄	取引相手	未実現評価増益/(損) (米ドル)	保有高	銘柄	取引相手	未実現評価増益/(損) (米ドル)	保有高	銘柄	取引相手	未実現評価増益/(損) (米ドル)
(3,599)	Service Corp International	Bank of America Merrill Lynch	2,519	(626)	Shift4 Payments Inc 'A'	Goldman Sachs	(4,783)	(796)	Silgan Holdings Inc	Barclays Bank	836
2,244	Service Corp International	Bank of America Merrill Lynch	68	(1,370)	Shift4 Payments Inc 'A'	HSBC	(13,289)	(9,326)	Silgan Holdings Inc	HSBC	8,487
(11,222)	Service Corp International	Barclays Bank	(2,581)	(13,086)	Shift4 Payments Inc 'A'	Morgan Stanley	(8,637)	(25,369)	Silgan Holdings Inc	Morgan Stanley	26,637
8,637	Service Corp International	Barclays Bank	1,987	(2,920)	Shoals Technologies Group Inc 'A'	Bank of America	(17,286)	6,305	Silicon Laboratories Inc	Bank of America	76,543
(3,185)	Service Corp International	Goldman Sachs	2,230	(5,468)	Shoals Technologies Group Inc 'A'	Merrill Lynch	(10,061)	20,382	Silicon Laboratories Inc	Barclays Bank	91,107
652	Service Corp International	Goldman Sachs	218	2,631	Shockwave Medical Inc	Barclays Bank	14,734	10,024	Silicon Laboratories Inc	Goldman Sachs	114,132
(10,449)	Service Corp International	Morgan Stanley	(2,403)	1,477	Shockwave Medical Inc	Goldman Sachs	33,115	10,401	Silicon Laboratories Inc	HSBC	103,600
6,488	Service Corp International	Morgan Stanley	1,492	237	Shockwave Medical Inc	HSBC	3,044	30,013	Silicon Laboratories Inc	Morgan Stanley	134,159
(12,608)	Service Properties Trust (REIT)	Bank of America Merrill Lynch	(18,408)	(461)	Shockwave Medical Inc	Morgan Stanley	(2,582)	9,700	Silk Road Medical Inc	Bank of America	19,788
(47,656)	Service Properties Trust (REIT)	Barclays Bank	(77,718)	1,710	Shoe Carnival Inc	Barclays Bank	1,488	2,158	Silk Road Medical Inc	Merrill Lynch	4,402
(28,979)	Service Properties Trust (REIT)	Goldman Sachs	(32,762)	3,795	Shore Bancshares Inc	Bank of America	911	11,465	Silvercrest Asset Management Group Inc 'A'	Bank of America	21,784
(22,683)	Service Properties Trust (REIT)	HSBC	(29,261)	13,613	Shore Bancshares Inc	Merrill Lynch	3,267	11,782	Silvercrest Asset Management Group Inc 'A'	Merrill Lynch	8,130
(51,369)	Service Properties Trust (REIT)	Morgan Stanley	(84,759)	17,323	Shore Bancshares Inc	Goldman Sachs	4,158	11,133	Silvercrest Asset Management Group Inc 'A'	Goldman Sachs	21,153
2,051	ServiceNow Inc	Bank of America Merrill Lynch	18,471	22,250	Shore Bancshares Inc	Morgan Stanley	5,340	11,604	Silvercrest Asset Management Group Inc 'A'	HSBC	22,164
87	ServiceNow Inc	Barclays Bank	(216)	(9,082)	ShotSpotter Inc	Barclays Bank	11,353	21,829	Silvercrest Asset Management Group Inc 'A'	Morgan Stanley	15,062
115	ServiceNow Inc	HSBC	1,725	(8,775)	ShotSpotter Inc	HSBC	(81,520)	(365)	Silvergate Capital Corp 'A'	Morgan Stanley	(7,358)
2,615	ServiceNow Inc	Morgan Stanley	(9,823)	(1,948)	ShotSpotter Inc	Morgan Stanley	2,435	(1,926)	Silvergate Capital Corp 'A'	Bank of America	(10,285)
(140,523)	ServiceSource International Inc	Bank of America Merrill Lynch	8,431	1,866	Shutterstock Inc	Barclays Bank	4,684	(659)	Silvergate Capital Corp 'A'	Merrill Lynch	(13,285)
(60,057)	ServiceSource International Inc	Barclays Bank	601	4,106	Shutterstock Inc	Goldman Sachs	22,624	(10,133)	Simmons First National Corp 'A'	Barclays Bank	(8,005)
(24,738)	ServiceSource International Inc	Goldman Sachs	1,484	930	Shutterstock Inc	HSBC	8,826	(19,893)	Simmons First National Corp 'A'	Morgan Stanley	(2,586)
8,754	ServisFirst Bancshares Inc	Morgan Stanley	9,192	(7,468)	Shyft Group Inc	Goldman Sachs	(3,883)	(8,295)	Simon Property Group Inc (REIT)	Morgan Stanley	(33,373)
(43,860)	SFL Corp Ltd	Bank of America Merrill Lynch	7,456	(11,868)	Shyft Group Inc	HSBC	(29,670)	(8,295)	Simon Property Group Inc (REIT)	Barclays Bank	7,284
(54,086)	SFL Corp Ltd	Barclays Bank	15,144	(35,496)	Shyft Group Inc	Morgan Stanley	(9,939)	(4,247)	Simply Good Foods Co	Barclays Bank	595
(40,208)	SFL Corp Ltd	Goldman Sachs	6,835	8,544	SI-BONE Inc	Goldman Sachs	(11,705)	(5,379)	Simply Good Foods Co	Goldman Sachs	(15,276)
8,397	Shake Shack Inc 'A'	Bank of America Merrill Lynch	74,652	5,115	SI-BONE Inc	Morgan Stanley	(12,071)	(5,379)	Simply Good Foods Co	Morgan Stanley	839
5,512	Shake Shack Inc 'A'	Barclays Bank	40,350	(67,758)	Siebert Financial Corp	Barclays Bank	(22,360)	(1,988)	Simpson	Bank of America	2,326
13,329	Shake Shack Inc 'A'	Goldman Sachs	100,521	(760)	Siebert Financial Corp	Goldman Sachs	61	(6,711)	Simpson Manufacturing Co Inc	Merrill Lynch	3,758
2,036	Shake Shack Inc 'A'	HSBC	21,679	(1,050)	Siebert Financial Corp	HSBC	(452)	(28,637)	Simpson Manufacturing Co Inc	Barclays Bank	120,848
7,877	Shake Shack Inc 'A'	Morgan Stanley	2,515	(659)	Siebert Financial Corp	Morgan Stanley	(217)	1,792	Simpson Manufacturing Co Inc	HSBC	(7,562)
(6,506)	Sharps Compliance Corp	Barclays Bank	10,865	777	Sienna Biopharmaceuticals Inc	Goldman Sachs	(11)	(23,027)	Simpson Manufacturing Co Inc	Morgan Stanley	12,895
(5,933)	SharpSpring Inc	Bank of America Merrill Lynch	7,416	(9,983)	Sientra Inc	Barclays Bank	1,997	(1,814)	Simulations Plus Inc	Bank of America	(2,884)
(13,464)	SharpSpring Inc	Barclays Bank	18,715	(18,951)	Sientra Inc	HSBC	(6,064)	(2,374)	Simulations Plus Inc	Merrill Lynch	2,944
(4,790)	Shattuck Labs Inc	Bank of America Merrill Lynch	(1,581)	28,046	Sierra Bancorp	Bank of America	(3,646)	(4,473)	Simulations Plus Inc	Goldman Sachs	(7,112)
(1,159)	Shattuck Labs Inc	Barclays Bank	(1,901)	20,395	Sierra Bancorp	Merrill Lynch	(2,651)	(6,349)	Simulations Plus Inc	Morgan Stanley	(7,873)
(74)	Shenandoah Telecommunications Co	Barclays Bank	67	67,340	Sierra Bancorp	Goldman Sachs	42,424	10,252	Sinclair Broadcast Group Inc 'A'	Bank of America	9,432
(5,734)	Shenandoah Telecommunications Co	HSBC	(3,842)	(18,449)	SIGA Technologies Inc	Morgan Stanley	(3,136)	1,168	Sinclair Broadcast Group Inc 'A'	Merrill Lynch	1,156
(24,650)	Shenandoah Telecommunications Co	Morgan Stanley	22,432	(26,087)	SIGA Technologies Inc	HSBC	(2,609)	(8,663)	Sinclair Broadcast Group Inc 'A'	Barclays Bank	3,292
6,505	Sherwin-Williams Co	Barclays Bank	(12,415)	(74,641)	SIGA Technologies Inc	Morgan Stanley	(6,718)	36,609	Sinclair Broadcast Group Inc 'A'	Morgan Stanley	36,243
102	Sherwin-Williams Co	Goldman Sachs	(71)	998	Sigilon Therapeutics Inc	Barclays Bank	(40)	104,816	Sirius XM Holdings Inc	Bank of America	39,118
4,665	Sherwin-Williams Co	HSBC	(23,885)	10,549	Sigilon Therapeutics Inc	Goldman Sachs	(20,887)	446,999	Sirius XM Holdings Inc	Merrill Lynch	49,126
6,907	Sherwin-Williams Co	Morgan Stanley	(13,884)	2,149	Sigilon Therapeutics Inc	Morgan Stanley	(86)				
(1,254)	Shift4 Payments Inc 'A'	Bank of America Merrill Lynch	(9,581)	572	Signature Bank	Bank of America	1,888				
(1,442)	Shift4 Payments Inc 'A'	Barclays Bank	(952)	4,706	Signature Bank	Merrill Lynch	48,096				
				115	Signature Bank	Barclays Bank	48,096				
				1,647	Signature Bank	Goldman Sachs	380				
				8,057	Signet Jewelers Ltd	HSBC	(5,172)				
				2,187	Signet Jewelers Ltd	Bank of America	(39,882)				
				9,344	Signify Health Inc 'A'	Merrill Lynch					
					Signify Health Inc 'A'	Morgan Stanley	6,474				
							5,326				

ブラックロック・ストラテジック・ファンズ ブラックロック・アメリカズ・ダイバーシファイド・エクイティ・アブソルート・リターン・ファンド

保有高	銘柄	取引相手	未実現損益額/(損) (米ドル)	保有高	銘柄	取引相手	未実現損益額/(損) (米ドル)	保有高	銘柄	取引相手	未実現損益額/(損) (米ドル)
212,453	Sinus XM Holdings Inc	Goldman Sachs	47,739	(2,117)	Skyworks Solutions Inc	Bank of America	(8,743)	(4,698)	Snowflake Inc 'A'	Morgan Stanley	(19,308)
64,678	Sinus XM Holdings Inc	Morgan Stanley	6,840			Merrill Lynch		29,936	SOC Telemed Inc	Bank of America	(47,000)
(229,460)	SiriusPoint Ltd	Barclays Bank	16,062	(4,887)	Skyworks Solutions Inc	Barclays Bank	(5,473)	27,377	SOC Telemed Inc	Merrill Lynch	
(49,585)	SiriusPoint Ltd	HSBC	(10,909)	(1,258)	Skyworks Solutions Inc	Goldman Sachs	(6,227)	7,712	SOC Telemed Inc	Barclays Bank	(41,066)
(105,346)	SiriusPoint Ltd	Morgan Stanley	7,374	5,541	Skyworks Solutions Inc	HSBC	40,494	3,092	SOC Telemed Inc	Goldman Sachs	(12,108)
13,405	SITE Centers	Bank of America	3,485	(1,580)	Skyworks Solutions Inc	Morgan Stanley	(1,968)	14,608	SOC Telemed Inc	HSBC	(4,638)
	Corp (REIT)	Merrill Lynch		947	Skyworks Solutions Inc	Morgan Stanley	1,061	335	SolarEdge	Morgan Stanley	(21,912)
25,624	SITE Centers	Barclays Bank	9,481	3,702	SL Green Realty	Barclays Bank	2,406		Technologies Inc	Bank of America	1,865
	Corp (REIT)				Corp (REIT)				SolarEdge	Merrill Lynch	
74,764	SITE Centers	Goldman Sachs	19,439	4,279	SL Green Realty	Goldman Sachs	25,246	(4,889)	Technologies Inc	Barclays Bank	(16,193)
	Corp (REIT)				Corp (REIT)				SolarEdge		
20,389	SITE Centers	Morgan Stanley	7,544	1,683	SL Green Realty	HSBC	11,360	683	Technologies Inc	Barclays Bank	2,213
	Corp (REIT)				Corp (REIT)				SolarEdge		
4,626	SiteOne Landscape	Bank of America	5,491	2,044	SL Green Realty	Morgan Stanley	1,329	(1,435)	Technologies Inc	Goldman Sachs	(57,400)
	Supply Inc	Merrill Lynch			Corp (REIT)				SolarEdge		
17,011	SiteOne Landscape	Barclays Bank	(43,037)	2,406	Slack Technologies	Bank of America	6,929	(15,747)	Solaris Oilfield	Barclays Bank	(1,102)
	Supply Inc				Inc 'A'	Merrill Lynch		(6,074)	Solaris Oilfield	Goldman Sachs	3,037
9,343	SiteOne Landscape	Goldman Sachs	38,540	4,601	Sleep Number Corp	Barclays Bank	35,658	(25,675)	Solaris Oilfield	HSBC	8,473
	Supply Inc			1,730	Sleep Number Corp	Goldman Sachs	4,100		Solaris Oilfield	Bank of America	
9,371	SiteOne Landscape	HSBC	(275,039)	(41,109)	SLM Corp	Bank of America	(16,033)	(32,464)	Solaris Oilfield	Merrill Lynch	(2,272)
	Supply Inc			(52,781)	SLM Corp	Morgan Stanley	(28,502)		Solaris Oilfield	Morgan Stanley	
8,547	SiteOne Landscape	Morgan Stanley	(30,442)	3,766	SM Energy Co	HSBC	11,712	(1,532)	SolarWinds Corp	Bank of America	(112)
	Supply Inc			7,358	SMART Global	Goldman Sachs	14,305		SolarWinds Corp	Merrill Lynch	
(1,377)	SiTime Corp	Bank of America	(20,999)		Holdings Inc			1,955	SolarWinds Corp	Bank of America	743
		Merrill Lynch		6,373	SMART Global	Morgan Stanley	1,006	14,736	SolarWinds Corp	Merrill Lynch	
(2,035)	SiTime Corp	Barclays Bank	(5,014)		Holdings Inc			(1,343)	SolarWinds Corp	Goldman Sachs	526
(7,112)	SiTime Corp	Goldman Sachs	(71,877)	3,890	SmartFinancial Inc	Bank of America	2,918	666	SolarWinds Corp	HSBC	13
(285)	SiTime Corp	Morgan Stanley	(878)			Merrill Lynch		(28,931)	SolarWinds Corp	Morgan Stanley	12,730
(14,402)	SITO Mobile Ltd	Bank of America	1	27,246	SmartFinancial Inc	Barclays Bank	4,087	4,659	SolarWinds Corp	Morgan Stanley	(2,050)
		Merrill Lynch				Goldman Sachs	27,129	(31,398)	Soleno	Bank of America	(628)
(66,470)	SITO Mobile Ltd	Goldman Sachs	7	36,172	SmartFinancial Inc	Goldman Sachs	27,129	(113,435)	Soleno	Merrill Lynch	(1,134)
5,866	Six Flags	Bank of America	2,663	8,372	SmartFinancial Inc	HSBC	7,284		Therapeutics Inc	Barclays Bank	
	Entertainment Corp	Merrill Lynch		26,213	SmartFinancial Inc	Morgan Stanley	3,932		Soleno	Bank of America	
1,053	Six Flags	Barclays Bank	1,793	4,096	Smartsheet Inc 'A'	Bank of America	20,029	7,659	Soleno	Merrill Lynch	
	Entertainment Corp					Merrill Lynch			Therapeutics Inc	Barclays Bank	
7,399	Six Flags	Goldman Sachs	21,309	(6,114)	Smartsheet Inc 'A'	Bank of America	(21,572)		Solid Biosciences Inc	Bank of America	1,915
	Entertainment Corp					Merrill Lynch		7,494	Solid Biosciences Inc	Merrill Lynch	
470	Six Flags	HSBC	1,072	(2,594)	Smartsheet Inc 'A'	Barclays Bank	(2,361)	21,982	Solid Biosciences Inc	Goldman Sachs	1,874
	Entertainment Corp			2,341	Smartsheet Inc 'A'	Goldman Sachs	11,447	(13,819)	Solid Biosciences Inc	Morgan Stanley	(2,198)
37,779	Six Flags	Morgan Stanley	54,919	(6,428)	Smartsheet Inc 'A'	Goldman Sachs	(31,787)	(1,198)	Soliton Inc	Barclays Bank	138
	Entertainment Corp			411	Smartsheet Inc 'A'	HSBC	2,100	349	Soliton Inc	Goldman Sachs	12
1,153	SJW Group	Bank of America	1,487	(2,485)	Smartsheet Inc 'A'	HSBC	(13,172)		Sonic Automotive	Bank of America	(304)
		Merrill Lynch		1,571	Smartsheet Inc 'A'	Morgan Stanley	1,430	12,589	Sonic Automotive	Merrill Lynch	
2,393	SJW Group	Barclays Bank	168	(2,621)	Smartsheet Inc 'A'	Morgan Stanley	(2,385)		Sonic Automotive	Barclays Bank	(629)
9,698	SJW Group	Goldman Sachs	12,510	(10,548)	SmileDirectClub Inc	Barclays Bank	(2,848)	2,805	Sonic Automotive	Morgan Stanley	54
3,506	SJW Group	Morgan Stanley	245	(38,714)	Smith Micro Software Inc	Bank of America	(15,486)		Sonic Automotive	Bank of America	(9,102)
5,616	Skechers USA Inc 'A'	Barclays Bank	4,121			Merrill Lynch		5,689	Sonoco Products Co	Merrill Lynch	
24,354	Skechers USA Inc 'A'	Goldman Sachs	(40,915)	(66,584)	Smith Micro Software Inc	Barclays Bank	(27,965)		Sonoco Products Co	Barclays Bank	(1,520)
	Skechers USA Inc 'A'	HSBC	(79)	(7,842)	Smith Micro Software Inc	Goldman Sachs	(1,318)	4,000	Sonoco Products Co	Goldman Sachs	12,099
509	Skechers USA Inc 'A'	Morgan Stanley	(76)	(12,679)	Smith Micro Software Inc	Morgan Stanley	(5,325)	1,556	Sonoco Products Co	Goldman Sachs	(2,490)
1,579	Skechers USA Inc 'A'	Barclays Bank	(167)	928	Snap Inc 'A'	Bank of America	7,619	(6,105)	Sonoco Products Co	HSBC	5,983
835	Skilzz Inc	Morgan Stanley	568	(923)	Snap Inc 'A'	Merrill Lynch		1,015	Sonoco Products Co	HSBC	694
888	Skilzz Inc	Barclays Bank	(167)	(8,357)	Snap Inc 'A'	Barclays Bank	(16,714)	(10,054)	Sonoco Products Co	Morgan Stanley	3,821
(1,379)	Skyline	Bank of America	(12,728)	(19,445)	Snap Inc 'A'	Goldman Sachs	(159,643)	16,014	Sonoco Products Co	Morgan Stanley	(6,085)
	Champion Corp	Merrill Lynch		2,655	Snap Inc 'A'	Morgan Stanley	5,310	13,335	Sonos Inc	Bank of America	42,243
(1,209)	Skyline	Barclays Bank	(9,914)	2,840	Snap-on Inc	Bank of America	4,345		Sonos Inc	Merrill Lynch	
	Champion Corp				Snap-on Inc	Goldman Sachs	6,441	6,510	Sonos Inc	Barclays Bank	6,380
(1,816)	Skyline	Goldman Sachs	(93)	4,210	Snap-on Inc	Goldman Sachs	6,441	12,877	Sonos Inc	Goldman Sachs	40,305
	Champion Corp			2,207	Snap-on Inc	Morgan Stanley	2,737	1,735	Sonos Inc	HSBC	3,730
(17,734)	Skyline	Morgan Stanley	(145,419)	(2,750)	Snowflake Inc 'A'	Bank of America	(69,795)	7,708	Sonos Inc	Morgan Stanley	7,554
	Champion Corp				Snowflake Inc 'A'	Merrill Lynch		(3,777)	Sorrento	Bank of America	(3,286)
1,154	SkyWater	Barclays Bank	(3,762)		Snowflake Inc 'A'	Barclays Bank	(3,513)		Therapeutics Inc	Merrill Lynch	
	Technology Inc				Snowflake Inc 'A'	Goldman Sachs	(10,248)				
(6,127)	SkyWest Inc	Goldman Sachs	4,350								
(31,012)	SkyWest Inc	HSBC	(10,544)	(849)	Snowflake Inc 'A'	Barclays Bank	(3,513)				
(9,914)	SkyWest Inc	Morgan Stanley	(7,832)	(517)	Snowflake Inc 'A'	Goldman Sachs	(10,248)				

ブラックロック・ストラテジック・ファンズ ブラックロック・アメリカズ・ダイバーシファイド・エクイティ・アブソルート・リターン・ファンド

保有高	銘柄	取引相手	未実現評価増／(減) (米ドル)	保有高	銘柄	取引相手	未実現評価増／(減) (米ドル)	保有高	銘柄	取引相手	未実現評価増／(減) (米ドル)
(3,043)	Sorrento Therapeutics Inc	Barclays Bank	(1,035)	604	SP Plus Corp	Barclays Bank	(338)	2,171	Spotify Technology SA	Bank of America Merrill Lynch	39,599
6,481	Sorrento Therapeutics Inc	Barclays Bank	2,204	1,775	SP Plus Corp	Goldman Sachs	(1,438)	956	Spotify Technology SA	Barclays Bank	7,180
2,240	Sorrento Therapeutics Inc	Goldman Sachs	1,949	9,458	SP Plus Corp	Morgan Stanley	(5,296)	699	Spotify Technology SA	Goldman Sachs	12,750
(1,309)	Sorrento Therapeutics Inc	Morgan Stanley	(445)	(19,921)	Spark Energy Inc 'A'	Bank of America Merrill Lynch	6,375	663	Spotify Technology SA	HSBC	8,858
7,740	Sotera Health Co	Bank of America Merrill Lynch	16,254	(24,472)	Spark Energy Inc 'A'	Barclays Bank	14,438	1,339	Spotify Technology SA	Morgan Stanley	10,056
17,504	Sotera Health Co	Barclays Bank	4,026	(6,725)	Spark Energy Inc 'A'	Goldman Sachs	2,152	(2,131)	SpringWorks Therapeutics Inc	Goldman Sachs	(18,540)
20,236	Sotera Health Co	Goldman Sachs	42,496	(38,114)	Spark Energy Inc 'A'	HSBC	(8,766)	(2,313)	SpringWorks Therapeutics Inc	HSBC	(29,838)
2,339	Sotera Health Co	HSBC	164	1,407	SpartanNash Co	Morgan Stanley	8,717	(2,581)	SpringWorks Therapeutics Inc	Morgan Stanley	(10,247)
22,390	Sotera Health Co	Morgan Stanley	5,149	16,216	SpartanNash Co	Barclays Bank	11,351	6,620	Sprout Social Inc 'A'	Barclays Bank	29,790
(56,768)	South Jersey Industries Inc	Morgan Stanley	(10,786)	7,369	SpartanNash Co	Goldman Sachs	3,906	6,920	Sprout Social Inc 'A'	Morgan Stanley	31,140
51,353	South Plains Financial Inc	Barclays Bank	17,974	8,197	SpartanNash Co	HSBC	6,558	(38,275)	Sprouts Farmers Market Inc	Barclays Bank	(34,358)
3,099	South Plains Financial Inc	Goldman Sachs	403	3,217	SpartanNash Co	Morgan Stanley	2,252	(2,751)	Sprouts Farmers Market Inc	Morgan Stanley	(2,834)
4,138	South Plains Financial Inc	HSBC	1,448	3,790	Spectrum Brands Holdings Inc	Morgan Stanley	(5,344)	(2,751)	Sprouts Farmers Market Inc	Morgan Stanley	(2,834)
21,297	South Plains Financial Inc	Morgan Stanley	7,454	92,694	Spectrum	Bank of America	927	2,753	Spruce Biosciences Inc	Bank of America Merrill Lynch	(3,772)
10,416	South State Corp	Bank of America Merrill Lynch	(8,854)	82,779	Spectrum	Barclays Bank	19,039	2,411	Spruce Biosciences Inc	Barclays Bank	277
5,557	South State Corp	Barclays Bank	(6,280)	86,318	Spectrum	Goldman Sachs	863	5,218	Spruce Biosciences Inc	Goldman Sachs	(4,199)
1,549	South State Corp	Goldman Sachs	(1,317)	10,841	Pharmaceuticals Inc	Morgan Stanley	2,493	2,344	Spruce Biosciences Inc	Morgan Stanley	(164)
2,452	South State Corp	HSBC	(932)	10,447	Pharmaceuticals Inc	Goldman Sachs	11,492	(4,834)	SPS Commerce Inc	Bank of America Merrill Lynch	1,354
8,000	South State Corp	Morgan Stanley	(9,040)	6,500	Pharmaceuticals Inc	Morgan Stanley	3,900	(1,967)	SPS Commerce Inc	Barclays Bank	3,364
(7,575)	Southern Co	Morgan Stanley	3,788	(20,013)	Spero Therapeutics Inc	Bank of America Merrill Lynch	56,437	(6,502)	SPS Commerce Inc	Goldman Sachs	1,821
(4,800)	Southern Copper Corp	HSBC	51,408	(6,452)	Spire Inc	Barclays Bank	4,409	(1,621)	SPX Corp	Bank of America Merrill Lynch	(535)
(24,447)	Southern Copper Corp	Morgan Stanley	(41,315)	(5,303)	Spire Inc	Goldman Sachs	12,043	(1,845)	SPX Corp	Barclays Bank	(1,790)
4,328	Southern First Bancshares Inc	Bank of America Merrill Lynch	(1,558)	(27,915)	Spire Inc	HSBC	157,161	(446)	SPX Corp	Goldman Sachs	(147)
11,302	Southern First Bancshares Inc	Barclays Bank	10,963	(40,916)	Spire Inc	Morgan Stanley	60,147	(1,952)	SPX Corp	HSBC	1,874
10,581	Southern First Bancshares Inc	Goldman Sachs	(3,809)	(4,414)	Spirit AeroSystems Holdings Inc 'A'	Morgan Stanley	(11,388)	(25,208)	SPX Corp	Morgan Stanley	(24,452)
4,028	Southern First Bancshares Inc	Morgan Stanley	3,907	13,112	Spirit Airlines Inc	Bank of America Merrill Lynch	524	7,969	SPX FLOW Inc	Barclays Bank	661
(460)	Southern Missouri Bancorp Inc	Goldman Sachs	308	8,446	Spirit Airlines Inc	Barclays Bank	2,191	8,253	SPX FLOW Inc	Morgan Stanley	(2,167)
2,129	Southern Missouri Bancorp Inc	Morgan Stanley	(16)	8,059	Spirit Airlines Inc	Goldman Sachs	1,296	(1,415)	Square Inc 'A'	Bank of America Merrill Lynch	(27,734)
(20,775)	Southside Bancshares Inc	Bank of America Merrill Lynch	9,349	5,586	Spirit Airlines Inc	HSBC	7,150	(935)	Square Inc 'A'	Barclays Bank	(10,818)
(9,643)	Southside Bancshares Inc	Barclays Bank	(2,025)	49,770	Spirit Airlines Inc	Morgan Stanley	14,576	(341)	Square Inc 'A'	Morgan Stanley	(3,945)
(35,282)	Southside Bancshares Inc	Goldman Sachs	15,877	(5,312)	Spirit of Texas Bancshares Inc	HSBC	(425)	1,794	SQZ	Barclays Bank	305
(8,154)	Southside Bancshares Inc	HSBC	(4,322)	(26,339)	Spirit of Texas Bancshares Inc	Morgan Stanley	(527)	14,396	SQZ	Goldman Sachs	15,836
(50,223)	Southside Bancshares Inc	Morgan Stanley	(10,547)	(4,962)	Spirit Realty Capital Inc (REIT)	HSBC	(2,580)	(18,257)	SS&C Technologies Holdings Inc	Biotechnologies Co	10,144
1,878	Southwest Airlines Co	Bank of America Merrill Lynch	(1,202)	8,059	Spirit Realty Capital Inc (REIT)	Bank of America Merrill Lynch	18,523	(3,743)	SS&C Technologies Holdings Inc	SS&C Technologies	898
6,883	Southwest Airlines Co	Barclays Bank	5,369	(41,692)	Spirit Realty Capital Inc (REIT)	Morgan Stanley	(14,175)	(8,326)	SS&C Technologies Holdings Inc	Goldman Sachs	(3,783)
(40,721)	Southwest Airlines Co	Goldman Sachs	26,061	2,712	Splunk Inc	Bank of America Merrill Lynch	18,523	(33,319)	SS&C Technologies Holdings Inc	HSBC	20,991
25,989	Southwest Airlines Co	Goldman Sachs	(16,633)	9,384	Splunk Inc	Barclays Bank	14,170	11,218	St Joe Co	Barclays Bank	13,782
16,231	Southwest Airlines Co	Morgan Stanley	12,660	(1,576)	Splunk Inc	Barclays Bank	619	5,636	St Joe Co	Goldman Sachs	104
18,424	Southwest Gas Holdings Inc	Bank of America Merrill Lynch	(45,006)	1,498	Splunk Inc	Goldman Sachs	10,231	(797)	STAAR Surgical Co	Bank of America Merrill Lynch	(25,592)
26,460	Southwest Gas Holdings Inc	Barclays Bank	(12,001)	3,514	Splunk Inc	Morgan Stanley	5,306	3,581	STAAR Surgical Co	Barclays Bank	57,081
35,100	Southwest Gas Holdings Inc	Goldman Sachs	(97,295)	39,243	Spok Holdings Inc	Bank of America Merrill Lynch	45,914	(301)	STAAR Surgical Co	Goldman Sachs	(9,665)
20,147	Southwest Gas Holdings Inc	HSBC	(114,183)	32,009	Spok Holdings Inc	Barclays Bank	10,883	234	STAAR Surgical Co	HSBC	8,264
32,348	Southwest Gas Holdings Inc	Morgan Stanley	(17,791)	28,248	Spok Holdings Inc	Goldman Sachs	33,050	(10,115)	STAG Industrial Inc (REIT)	Bank of America Merrill Lynch	(962)
(16,333)	Southwestern Energy Co	Goldman Sachs	3,920	20,727	Spok Holdings Inc	Morgan Stanley	7,047	(6,625)	STAG Industrial Inc (REIT)	Barclays Bank	795
(21,339)	Southwestern Energy Co	HSBC	(11,096)	(5,016)	Sportsman's Warehouse Holdings Inc	Morgan Stanley	(502)				
(71,785)	Southwestern Energy Co	Morgan Stanley	18,664								

ブラックロック・ストラテジック・ファンズ ブラックロック・アメリカズ・ダイバーシファイド・エクイティ・アブソルート・リターン・ファンド

保有高	銘柄	取引相手	未実現損益/(損) (米ドル)	保有高	銘柄	取引相手	未実現損益/(損) (米ドル)	保有高	銘柄	取引相手	未実現損益/(損) (米ドル)
16,616	STAG Industrial Inc (REIT)	Goldman Sachs	3,323	1,591	Starwood Property Trust Inc (REIT)	HSBC	827	37,227	Stifel Financial Corp	Bank of America Merrill Lynch	(24,779)
(1,854)	STAG Industrial Inc (REIT)	Goldman Sachs	(371)	(49,828)	Starwood Property Trust Inc (REIT)	Morgan Stanley	(15,447)	43,946	Stifel Financial Corp	Barclays Bank	11,426
(44,067)	STAG Industrial Inc (REIT)	HSBC	35,694	(18,274)	State Auto Financial Corp	Bank of America Merrill Lynch	4,203	12,842	Stifel Financial Corp	Goldman Sachs	(8,875)
(3,770)	STAG Industrial Inc (REIT)	Morgan Stanley	452	(5,615)	State Auto Financial Corp	Barclays Bank	562	55,789	Stifel Financial Corp	HSBC	45,189
923	Stamps.com Inc	Bank of America Merrill Lynch	9,285	(6,462)	State Auto Financial Corp	HSBC	(6,914)	27,693	Stifel Financial Corp	Morgan Stanley	7,201
1,041	Stamps.com Inc	Barclays Bank	1,717	(6,240)	State Auto Financial Corp	Morgan Stanley	624	(7,627)	Stifel Financial Corp	Morgan Stanley	(1,983)
1,858	Stamps.com Inc	Goldman Sachs	18,691	20,712	State Street Corp	Goldman Sachs	12,427	2,724	Stitch Fix Inc 'A'	Barclays Bank	14,328
581	Stamps.com Inc	HSBC	8,418	8,000	Steel Dynamics Inc	Bank of America Merrill Lynch	(16,880)	(3,95)	Stitch Fix Inc 'A'	Goldman Sachs	(2,588)
4,507	Stamps.com Inc	Morgan Stanley	7,436	(6,240)	Steel Dynamics Inc	Goldman Sachs	(8,079)	(11,892)	Stitch Fix Inc 'A'	HSBC	(22,833)
6,286	Standard Motor Products Inc	Bank of America Merrill Lynch	(10,686)	20,712	Steel Dynamics Inc	Bank of America Merrill Lynch	(16,880)	(14,356)	Stitch Fix Inc 'A'	Goldman Sachs	(34,885)
2,492	Standard Motor Products Inc	Barclays Bank	374	8,000	Steel Dynamics Inc	Bank of America Merrill Lynch	(16,880)	4,723	Stoke Therapeutics Inc	Bank of America Merrill Lynch	21,112
6,723	Standard Motor Products Inc	Goldman Sachs	(11,429)	3,829	Steel Dynamics Inc	Goldman Sachs	(8,079)	834	Stoke Therapeutics Inc	Barclays Bank	2,560
3,493	Standard Motor Products Inc	HSBC	(6,776)	5,542	Steel Dynamics Inc	HSBC	(8,590)	1,602	Stoke Therapeutics Inc	Goldman Sachs	7,161
5,854	Standard Motor Products Inc	Morgan Stanley	878	45,440	Steel Dynamics Inc	Morgan Stanley	16,813	1,179	Stoke Therapeutics Inc	Morgan Stanley	3,620
(9,138)	Standex International Corp	Bank of America Merrill Lynch	17,937	5,676	Steelcase Inc 'A'	Bank of America Merrill Lynch	341	(274)	StoneCo Ltd 'A'	Bank of America Merrill Lynch	(1,797)
(11,753)	Standex International Corp	Barclays Bank	(14,809)	35,338	Steelcase Inc 'A'	Barclays Bank	(4,947)	(3,442)	StoneCo Ltd 'A'	Barclays Bank	(10,257)
(3,529)	Standex International Corp	Goldman Sachs	9,846	36,118	Steelcase Inc 'A'	Goldman Sachs	2,167	1,744	StoneCo Ltd 'A'	Goldman Sachs	(15)
(360)	Standex International Corp	Morgan Stanley	(454)	2,840	Steelcase Inc 'A'	HSBC	(483)	(1,718)	StoneCo Ltd 'A'	Goldman Sachs	(9,715)
1,447	Stanley Black & Decker Inc	Bank of America Merrill Lynch	2,851	33,617	Steelcase Inc 'A'	Morgan Stanley	(4,706)	(490)	StoneCo Ltd 'A'	Morgan Stanley	(1,460)
152	Stanley Black & Decker Inc	Barclays Bank	792	1,555	Stepan Co	Bank of America Merrill Lynch	(3,810)	(1,728)	Stoneridge Inc	Bank of America Merrill Lynch	297
(3,145)	Stanley Black & Decker Inc	Goldman Sachs	(6,196)	2,437	Stepan Co	Barclays Bank	975	(4,196)	Stoneridge Inc	Barclays Bank	1,430
553	Stanley Black & Decker Inc	Goldman Sachs	1,089	1,318	Stepan Co	Goldman Sachs	(3,229)	(965)	Stoneridge Inc	Goldman Sachs	(605)
(2,837)	Stanley Black & Decker Inc	HSBC	11,036	11,712	Stepan Co	HSBC	(14,874)	(4,441)	Stoneridge Inc	Morgan Stanley	4,752
(2,708)	Stanley Black & Decker Inc	Morgan Stanley	(14,109)	3,947	Stepan Co	Morgan Stanley	1,579	(11,764)	StoneX Group Inc	Morgan Stanley	14,352
2,110	Stanley Black & Decker Inc	Morgan Stanley	10,993	(8,014)	StepStone Group Inc 'A'	Bank of America Merrill Lynch	3,968	(14,851)	STORE Capital Corp (REIT)	Bank of America Merrill Lynch	(14,405)
(125)	Starbucks Corp	Bank of America Merrill Lynch	(363)	(10,554)	StepStone Group Inc 'A'	Barclays Bank	12,348	(16,850)	STORE Capital Corp (REIT)	Bank of America Merrill Lynch	16,345
(24,027)	Starbucks Corp	Barclays Bank	(32,677)	(3,629)	StepStone Group Inc 'A'	Goldman Sachs	930	(11,965)	STORE Capital Corp (REIT)	Barclays Bank	(3,623)
(22,039)	Starbucks Corp	Morgan Stanley	(29,180)	(1,231)	StepStone Group Inc 'A'	Morgan Stanley	1,440	(13,185)	STORE Capital Corp (REIT)	Goldman Sachs	(12,789)
14,771	StarTek Inc	Bank of America Merrill Lynch	4,284	(16,820)	Stereotaxis Inc	Bank of America Merrill Lynch	(22,034)	6,076	STORE Capital Corp (REIT)	Goldman Sachs	5,894
13,568	StarTek Inc	Barclays Bank	1,357	(17,792)	Stereotaxis Inc	Goldman Sachs	(23,308)	(5,098)	STORE Capital Corp (REIT)	HSBC	48
10,982	StarTek Inc	Goldman Sachs	3,185	(6,942)	Stereotaxis Inc	HSBC	(6,109)	1,280	STORE Capital Corp (REIT)	HSBC	294
2,281	StarTek Inc	HSBC	(2,121)	(6,625)	Stericycle Inc	Bank of America Merrill Lynch	2,948	(5,796)	STORE Capital Corp (REIT)	Morgan Stanley	(106)
4,338	StarTek Inc	Morgan Stanley	434	(21,566)	Stericycle Inc	Barclays Bank	5,392	6,277	STORE Capital Corp (REIT)	Morgan Stanley	2,009
(21,763)	Starwood Property Trust Inc (REIT)	Bank of America Merrill Lynch	(10,882)	189	Stericycle Inc	Barclays Bank	(47)	5,687	Strategic Education Inc	Barclays Bank	(14,900)
(18,177)	Starwood Property Trust Inc (REIT)	Barclays Bank	(5,635)	(14,287)	Stericycle Inc	Goldman Sachs	6,358	474	Strategic Education Inc	Goldman Sachs	(2,896)
(16,761)	Starwood Property Trust Inc (REIT)	Goldman Sachs	(8,381)	(21,263)	Stericycle Inc	HSBC	(31,257)	201	Strategic Education Inc	HSBC	(1,678)
2,861	Starwood Property Trust Inc (REIT)	Goldman Sachs	155	(4,359)	Stericycle Inc	Morgan Stanley	1,090	1,864	Strategic Education Inc	Morgan Stanley	(4,884)
				1,294	Stericycle Inc	Morgan Stanley	(324)	841	Strattec Security Corp	Bank of America Merrill Lynch	3,499
				(2,042)	STERIS Plc	Morgan Stanley	(1,756)	1,531	Strattec Security Corp	Barclays Bank	1,577
				(61,423)	Sterling Bancorp	Bank of America Merrill Lynch	—	2,386	Strattec Security Corp	HSBC	14,793
				(22,633)	Sterling Bancorp	Bank of America Merrill Lynch	—	(22,193)	Status Properties Inc	Bank of America Merrill Lynch	(19,974)
				(7,787)	Sterling Bancorp	Barclays Bank	(15,362)	(6,172)	Stratus Properties Inc	Goldman Sachs	(5,555)
				(14,176)	Sterling Bancorp	HSBC	(9,781)	(7,225)	Stratus Properties Inc	Morgan Stanley	578
				(6,852)	Sterling Bancorp	Morgan Stanley	(2,609)	(5,460)	Stride Inc	Morgan Stanley	4,150
				(18,459)	Sterling Bancorp Inc	Bank of America Merrill Lynch	(5,722)	(2,080)	Stryker Corp	Morgan Stanley	(3,910)
				(23,473)	Sterling Bancorp Inc	Barclays Bank	(1,643)	(3,544)	Stryker Corp	Morgan Stanley	6,663
				(35,461)	Sterling Bancorp Inc	Goldman Sachs	(10,993)	1,260	Summit Financial Group Inc	Bank of America Merrill Lynch	(1,512)
				(10,178)	Sterling Bancorp Inc	HSBC	(1,628)	10,729	Summit Financial Group Inc	Barclays Bank	(4,613)
				(38,554)	Sterling Bancorp Inc	Morgan Stanley	(2,699)				
				(4,461)	Sterling	HSBC	892				
				570	Steven Madden Ltd	Bank of America Merrill Lynch	456				
				25,736	Steven Madden Ltd	Barclays Bank	5,791				
				2,445	Steven Madden Ltd	Goldman Sachs	547				
				38,646	Steven Madden Ltd	Morgan Stanley	17,777				

ブラックロック・ストラテジック・ファンズ ブラックロック・アメリカズ・ダイバーシファイド・エクイティ・アブソルート・リターン・ファンド

保有高	銘柄	取引相手	未実現評価増益/(損) (米ドル)	保有高	銘柄	取引相手	未実現評価増益/(損) (米ドル)	保有高	銘柄	取引相手	未実現評価増益/(損) (米ドル)
9,407	Summit Financial Group Inc	Goldman Sachs	(11,288)	(79,588)	Sunstone Hotel Investors Inc (REIT)	HSBC	(25,468)	5,931	Synaptics Inc	HSBC	20,225
3,185	Summit Financial Group Inc	HSBC	(1,529)	(57,321)	Sunstone Hotel Investors Inc (REIT)	Morgan Stanley	(4,012)	260	Synaptics Inc	Morgan Stanley	101
3,183	Summit Financial Group Inc	Morgan Stanley	(1,369)	(26,025)	Sunworks Inc	Barclays Bank	(5,465)	10,531	Synchronoss Technologies Inc	Bank of America	(527)
(42,982)	Summit Hotel Properties Inc (REIT)	Bank of America	9,886	4,707	Super League Gaming Inc	Barclays Bank	847	23,494	Synchronoss Technologies Inc	Barclays Bank	2,114
(17,356)	Summit Hotel Properties Inc (REIT)	Barclays Bank	(2,430)	3,688	Super League Gaming Inc	Goldman Sachs	1,512	10,578	Synchronoss Technologies Inc	Goldman Sachs	(529)
(144,495)	Summit Hotel Properties Inc (REIT)	Goldman Sachs	33,234	13,008	Super League Gaming Inc	HSBC	4,293	(16,574)	Synchrony Financial	Bank of America	(18,904)
6,878	Summit Materials Inc 'A'	Bank of America	1,466	5,855	Super Micro Computer Inc	Bank of America	(8,138)	(35,878)	Synchrony Financial	Merrill Lynch	(17,939)
7,689	Summit Materials Inc 'A'	Barclays Bank	11,918	10,738	Super Micro Computer Inc	Barclays Bank	(12,778)	(8,197)	Syndax	Bank of America	—
6,688	Summit Materials Inc 'A'	Goldman Sachs	4,615	10,105	Super Micro Computer Inc	Goldman Sachs	(14,046)	(12,132)	Syndax	Barclays Bank	(8,250)
22,871	Summit Materials Inc 'A'	HSBC	97,231	2,860	Super Micro Computer Inc	HSBC	(1,230)	(941)	Syndax	Goldman Sachs	75
9,239	Summit Materials Inc 'A'	Morgan Stanley	14,320	4,366	Super Micro Computer Inc	Morgan Stanley	(5,196)	(942)	Syndax	Morgan Stanley	(641)
11,219	Summit Therapeutics Inc	Barclays Bank	1,907	(2,631)	Superior Group of Cos Inc	Bank of America	2,078	11,136	Syneos Health Inc	Bank of America	27,840
3,225	Summit Therapeutics Inc	Goldman Sachs	3,128	(8,100)	Superior Group of Cos Inc	Merrill Lynch	243	728	Syneos Health Inc	Merrill Lynch	(590)
1,681	Sumo Logic Inc	Goldman Sachs	3,244	(5,689)	Superior Group of Cos Inc	Barclays Bank	4,494	1,146	Syneos Health Inc	Barclays Bank	2,865
(1,780)	Sun Communities Inc (REIT)	Bank of America	(5,474)	(4,058)	Superior Group of Cos Inc	Goldman Sachs	(1,136)	347	Syneos Health Inc	Goldman Sachs	(281)
(2,056)	Sun Communities Inc (REIT)	Merrill Lynch	(4,780)	(7,745)	Superior Group of Cos Inc	Morgan Stanley	232	(1,404)	Syneos Health Inc	Morgan Stanley	1,137
(3,771)	Sun Communities Inc (REIT)	Goldman Sachs	(4,780)	3,445	Supernus Pharmaceuticals Inc	Bank of America	(3,755)	(10,234)	Synlogic Inc	Goldman Sachs	(1,535)
(3,067)	Sun Communities Inc (REIT)	HSBC	(5,430)	5,333	Supernus Pharmaceuticals Inc	Merrill Lynch	(2,400)	(31,575)	Synlogic Inc	HSBC	(23,366)
6,107	Sun Country Airlines Holdings Inc	HSBC	(5,496)	22,345	Supernus Pharmaceuticals Inc	Barclays Bank	(2,400)	(3,507)	SYNNEX Corp	Bank of America	(5,430)
(13,542)	SunCoke Energy Inc	Morgan Stanley	(153)	(12,483)	Surface Oncology Inc	Goldman Sachs	(24,356)	(2,632)	SYNNEX Corp	Merrill Lynch	(520)
(10,449)	SunCoke Energy Inc	Bank of America	948	(10,870)	Surface Oncology Inc	Bank of America	(7,240)	(1,092)	SYNNEX Corp	Barclays Bank	1,331
8,339	SunCoke Energy Inc	HSBC	(5,496)	(13,967)	Surface Oncology Inc	Merrill Lynch	(7,240)	2,367	Synopsys Inc	Morgan Stanley	43,411
38,163	SunCoke Energy International Inc	Merrill Lynch	948	(10,870)	Surface Oncology Inc	Barclays Bank	(3,152)	(267)	Synopsys Inc	Bank of America	84
11,061	SunCoke Energy International Inc	Barclays Bank	(2,717)	(13,967)	Surface Oncology Inc	Goldman Sachs	(8,101)	1,814	Synopsys Inc	Merrill Lynch	39,817
11,061	SunCoke Energy International Inc	Goldman Sachs	28,759	33,911	Surgicalign Holdings Inc	Morgan Stanley	11,530	2,063	Synopsys Inc	HSBC	11,883
2,160	SunCoke Energy International Inc	Barclays Bank	(2,717)	(1,588)	Surgery Partners Inc	Barclays Bank	(9,433)	(328)	Synopsys Inc	HSBC	(125)
8,469	SunCoke Energy International Inc	Bank of America	21,681	(5,629)	Surgery Partners Inc	HSBC	(45,539)	(12,001)	Synovus Financial Corp	Morgan Stanley	1,440
(2,652)	SunPower Corp	Merrill Lynch	(83)	(8,046)	Surgery Partners Inc	Morgan Stanley	(47,793)	15,464	Synovus Financial Corp	Bank of America	(1,856)
5,666	SunPower Corp	Barclays Bank	5,776	(8,869)	Surmodics Inc	Bank of America	12,860	(7,719)	Synovus Financial Corp	Merrill Lynch	(7,565)
(4,280)	SunPower Corp	Goldman Sachs	214	(5,105)	Surmodics Inc	Merrill Lynch	6,075	(9,939)	Synovus Financial Corp	Barclays Bank	(7,565)
11,055	SunPower Corp	Barclays Bank	3,033	(8,411)	Surmodics Inc	Goldman Sachs	12,196	2,958	Synovus Financial Corp	Goldman Sachs	1,193
(720)	SunPower Corp	HSBC	(1,037)	(1,357)	Surmodics Inc	Barclays Bank	6,075	6,822	Synovus Financial Corp	Barclays Bank	(355)
2,044	SunPower Corp	HSBC	2,069	9,745	Sutro Biopharma Inc	Morgan Stanley	3,801	4,486	Syros	Morgan Stanley	(5,159)
1,669	SunPower Corp	Barclays Bank	(83)	(302)	SVB Financial Group	Goldman Sachs	(2,667)	(8,413)	Syros Pharmaceuticals Inc	Barclays Bank	(10,769)
11,377	Sunrun Inc	Bank of America	53,699	(48)	SVB Financial Group	HSBC	(223)	(4,362)	Syros Pharmaceuticals Inc	HSBC	(6,281)
5,140	Sunrun Inc	Merrill Lynch	(668)	523	SVB Financial Group	Morgan Stanley	3,990	(6,104)	Syros Pharmaceuticals Inc	Morgan Stanley	(7,813)
6,244	Sunrun Inc	Barclays Bank	(668)	(609)	SVB Financial Group	Bank of America	20,388	(1,532)	Syros Pharmaceuticals Inc	Bank of America	4,795
9,020	Sunrun Inc	HSBC	35,358	16,181	SVMK Inc	Merrill Lynch	20,388	1,539	Syso Corp	Bank of America	703
375	Sunrun Inc	Goldman Sachs	27,061	26,615	SVMK Inc	Barclays Bank	8,783	6,073	Syso Corp	Merrill Lynch	(866)
(4,322)	Sunstone Hotel Investors Inc (REIT)	Barclays Bank	(418)	10,320	SVMK Inc	Goldman Sachs	3,406	(998)	Syso Corp	Barclays Bank	4,631
(5,966)	Sunstone Hotel Investors Inc (REIT)	Barclays Bank	(418)	(43,535)	Switch Inc 'A'	Bank of America	(11,319)	564	Syso Corp	HSBC	94
				(29,214)	Switch Inc 'A'	Merrill Lynch	3,506	(5,043)	Syso Corp	HSBC	(3,177)
				(39,789)	Switch Inc 'A'	Barclays Bank	3,506	(26,066)	Systemax Inc	Bank of America	(4,607)
				(22,242)	Switch Inc 'A'	HSBC	(30,240)	(8,272)	Systemax Inc	Merrill Lynch	(8,851)
				(3,748)	SWK Holdings Corp	Morgan Stanley	2,669			Barclays Bank	
				(3,748)	SWK Holdings Corp	Bank of America	(600)				
				(5,829)	SWK Holdings Corp	Merrill Lynch					
				(5,948)	Sykes Enterprises Inc	Goldman Sachs	(933)				
				1,643	Synaptics Inc	Morgan Stanley	119				
				3,477	Synaptics Inc	Bank of America	7,656				
				6,511	Synaptics Inc	Merrill Lynch	1,356				
					Synaptics Inc	Barclays Bank	1,356				
					Synaptics Inc	Goldman Sachs	25,172				

ブラックロック・ストラテジック・ファンズ ブラックロック・アメリカズ・ダイバーシファイド・エクイティ・アブソルート・リターン・ファンド

保有高	銘柄	取引相手	未実現評価増益/(損) (米ドル)	保有高	銘柄	取引相手	未実現評価増益/(損) (米ドル)	保有高	銘柄	取引相手	未実現評価増益/(損) (米ドル)
(1,601)	Systemax Inc	Morgan Stanley	(489)	14,680	Taysha Gene Therapies Inc	Barclays Bank	—	2,836	Telephone and Data Systems Inc	HSBC	624
235	T Rowe Price Group Inc	Morgan Stanley	815	(504)	TCF Financial Corp	Bank of America	—	(1,639)	Telephone and Data Systems Inc	HSBC	(361)
6,181	Tabula Rasa HealthCare Inc	Goldman Sachs	16,441	(3,295)	TCF Financial Corp	Barclays Bank	(2,900)	30,457	Telephone and Data Systems Inc	Morgan Stanley	4,264
2,170	Tactile Systems Technology Inc	Barclays Bank	(152)	(18,030)	TCF Financial Corp	Goldman Sachs	—	(20,135)	Telephone and Data Systems Inc	Morgan Stanley	(2,819)
1,765	Tactile Systems Technology Inc	HSBC	(2,083)	(9,561)	TCF Financial Corp	HSBC	(4,494)	12,137	Tellurian Inc	Barclays Bank	19,419
3,532	Tactile Systems Technology Inc	Morgan Stanley	(247)	(5,419)	TCF Financial Corp	Morgan Stanley	(4,769)	11,933	Tellurian Inc	Goldman Sachs	22,673
1,037	Take-Two Interactive Software Inc	Bank of America	17,982	(2,813)	TCR2 Therapeutics Inc	Goldman Sachs	338	(8,799)	Telos Corp	Bank of America	15,486
5,911	Take-Two Interactive Software Inc	Merrill Lynch	—	(4,619)	TCR2 Therapeutics Inc	Morgan Stanley	(1,755)	(6,945)	Telos Corp	Barclays Bank	(8,523)
665	Take-Two Interactive Software Inc	Barclays Bank	3,192	(1,142)	TE Connectivity Ltd	HSBC	936	5,561	Tempur Sealy	Bank of America	5,339
2,275	Take-Two Interactive Software Inc	Goldman Sachs	11,531	(12,700)	TE Connectivity Ltd	Morgan Stanley	(14,478)	(25,072)	Tempur Sealy	Merrill Lynch	(24,069)
6,251	Talis Biomedical Corp	Barclays Bank	(3,251)	(7,467)	Team Inc	Goldman Sachs	1,120	16,198	Tempur Sealy	Barclays Bank	28,994
6,634	Talis Biomedical Corp	Goldman Sachs	(2,985)	(14,611)	Team Inc	HSBC	146	(4,412)	Tempur Sealy	Barclays Bank	(7,897)
14,967	Talos Energy Inc	Goldman Sachs	15,566	(14,264)	Team Inc	Morgan Stanley	143	(3,957)	Tempur Sealy	Goldman Sachs	(5,572)
35,467	Talos Energy Inc	Morgan Stanley	6,739	1	Technip Energies	Morgan Stanley	—	(3,426)	Tempur Sealy	Merrill Lynch	2,988
4,311	Tandem Diabetes Care Inc	Bank of America	21,251	32,879	Technip FMC Plc	Goldman Sachs	7,233	(11,235)	Tempur Sealy	Morgan Stanley	2,988
1,072	Tandem Diabetes Care Inc	Merrill Lynch	—	42,634	Technip FMC Plc	Morgan Stanley	20,464	(12,412)	Tempur Sealy	Morgan Stanley	(14,902)
12,423	Tandem Diabetes Care Inc	Barclays Bank	386	(2,480)	TechTarget Inc	Bank of America	(4,042)	33,529	Tenable Holdings Inc	Bank of America	31,395
724	Tandem Diabetes Care Inc	Goldman Sachs	81,102	(3,426)	TechTarget Inc	Barclays Bank	5,105	3,451	Tenable Holdings Inc	Merrill Lynch	(9,705)
3,242	Tandem Diabetes Care Inc	HSBC	3,540	(11,235)	TechTarget Inc	Goldman Sachs	(18,313)	(6,251)	Tenable Holdings Inc	Bank of America	(4,496)
(46,172)	Tanger Factory Outlet Centers Inc (REIT)	Morgan Stanley	1,167	12,412	Teekay Corp	Bank of America	621	66,088	Tenable Holdings Inc	Merrill Lynch	(19,689)
31,384	Tapestry Inc	Goldman Sachs	(65,361)	33,529	Teekay Corp	Morgan Stanley	671	(22,569)	Tenable Holdings Inc	Barclays Bank	2,437
573	Tapestry Inc	HSBC	(1,189)	3,451	TEGNA Inc	Bank of America	35	(12,583)	Tenable Holdings Inc	Goldman Sachs	(3,840)
16,481	Tapestry Inc	Morgan Stanley	24,557	(6,251)	TEGNA Inc	Barclays Bank	(1,004)	(66,653)	Tenable Holdings Inc	HSBC	(4,804)
1,971	Targa Resources Corp	Bank of America	(374)	66,088	TEGNA Inc	Goldman Sachs	661	(13,005)	Tenable Holdings Inc	Morgan Stanley	6,835
21,724	Targa Resources Corp	Merrill Lynch	—	(22,569)	TEGNA Inc	HSBC	5,335	(72,026)	Tenable Holdings Inc	Bank of America	5,275
2,236	Targa Resources Corp	Barclays Bank	4,562	(11,235)	TEGNA Inc	Goldman Sachs	661	(13,890)	Tenet Healthcare Corp	Merrill Lynch	—
1,726	Targa Resources Corp	Goldman Sachs	183	12,412	Teekay Corp	Morgan Stanley	671	(6,207)	Tenet Healthcare Corp	Barclays Bank	24,952
8,834	Targa Resources Corp	HSBC	262	2,867	Tela Bio Inc	Barclays Bank	(2,607)	2,867	Tenet Healthcare Corp	Morgan Stanley	15,726
723	Target Corp	Morgan Stanley	1,855	607	Teladoc Health Inc	Goldman Sachs	37,902	2,033	Tennant Co	Bank of America	5,878
3,870	Target Corp	Bank of America	12,219	2,033	Teladoc Health Inc	HSBC	6,817	(1,575)	Tennant Co	Merrill Lynch	22,064
1,942	Target Corp	Merrill Lynch	—	(1,575)	Teledyne Technologies Inc	Bank of America	(5,009)	537	Tennant Co	Goldman Sachs	21,313
1,586	Target Corp	Barclays Bank	5,844	537	Teledyne Technologies Inc	Bank of America	1,708	(12,179)	Tennant Co	HSBC	10,778
4,068	Target Corp	Goldman Sachs	32,820	(902)	Teledyne Technologies Inc	Merrill Lynch	—	(7,644)	Tennant Co	Morgan Stanley	19,639
27	Target Hospitality Corp	HSBC	6,143	(902)	Teledyne Technologies Inc	Barclays Bank	(7,938)	(10,681)	Teneco Inc 'A'	Barclays Bank	2,777
81,538	Target Hospitality Corp	Morgan Stanley	74,200	943	Teledyne Technologies Inc	Barclays Bank	8,298	5,713	Teradata Corp	Goldman Sachs	33,135
(2,999)	Tarsus Pharmaceuticals Inc	HSBC	31	(942)	Teledyne Technologies Inc	Barclays Bank	8,298	(2,925)	Teradata Corp	Goldman Sachs	(16,965)
(11,031)	Taylor Morrison Home Corp	Morgan Stanley	74,200	(942)	Teledyne Technologies Inc	Morgan Stanley	(8,290)	(8,127)	Teradata Corp	Morgan Stanley	(11,703)
(43,562)	Taylor Morrison Home Corp	Barclays Bank	(6,658)	422	Teledyne Technologies Inc	Morgan Stanley	3,714	(6,256)	Teradyne Inc	Bank of America	(78,137)
(14,666)	Taylor Morrison Home Corp	Bank of America	(4,170)	422	Teledyne Technologies Inc	Morgan Stanley	3,714	(3,557)	Teradyne Inc	Merrill Lynch	—
10,318	Taylor Morrison Home Corp	Merrill Lynch	—	422	Teledyne Technologies Inc	Morgan Stanley	3,714	(3,557)	Teradyne Inc	Goldman Sachs	(44,427)
(9,071)	Taylor Morrison Home Corp	Barclays Bank	(40,577)	(1,243)	Teleflex Inc	Bank of America	(10,950)	(3,889)	Terex Corp	Morgan Stanley	(43,753)
(39,366)	Taylor Morrison Home Corp	Goldman Sachs	1,254	(1,243)	Teleflex Inc	Merrill Lynch	—	(2,637)	Terex Corp	Bank of America	8,148
		HSBC	—	(3,646)	Teleflex Inc	Barclays Bank	4,667	(3,091)	Terex Corp	Barclays Bank	(3,895)
		Morgan Stanley	(40,154)	(3,036)	Teleflex Inc	Goldman Sachs	(27,173)	(17,383)	Terex Corp	Morgan Stanley	(21,903)
		Goldman Sachs	(1,341)	(2,026)	Teleflex Inc	HSBC	11,042	9,614	Terminix Global Holdings Inc	Bank of America	4,889
		HSBC	21,680	(6,389)	Teleflex Inc	Morgan Stanley	7,122	12,403	Terminix Global Holdings Inc	Merrill Lynch	6,822
		Morgan Stanley	(40,154)	(41,545)	Telephone and Data Systems Inc	Bank of America	(14,125)	16,627	Terminix Global Holdings Inc	Barclays Bank	8,480
		Goldman Sachs	(40,154)	(29,766)	Telephone and Data Systems Inc	Merrill Lynch	—			Goldman Sachs	8,480
		Barclays Bank	(40,154)	(29,766)	Telephone and Data Systems Inc	Barclays Bank	(4,167)				

ブラックロック・ストラテジック・ファンズ ブラックロック・アメリカズ・ダイバーシファイド・エクイティ・アブソルート・リターン・ファンド

保有高	銘柄	取引相手	未実現評価増益/(損) (米ドル)	保有高	銘柄	取引相手	未実現評価増益/(損) (米ドル)	保有高	銘柄	取引相手	未実現評価増益/(損) (米ドル)
1,987	Terminix Global Holdings Inc	HSBC	64	(1,488)	TFF Pharmaceuticals Inc	Bank of America Merrill Lynch	(1,830)	(1,738)	Tivity Health Inc	HSBC	(3,702)
18,141	Terminix Global Holdings Inc	Morgan Stanley	9,978	(14,472)	TFF Pharmaceuticals Inc	Barclays Bank	(4,776)	(1,609)	Tivity Health Inc	Morgan Stanley	(611)
2,709	Terns Pharmaceuticals Inc	Bank of America Merrill Lynch	2,005	40,131	TFS Financial Corp	Bank of America Merrill Lynch	1,204	45,850	TJX Cos Inc	Morgan Stanley	54,103
13,125	Terns Pharmaceuticals Inc	Barclays Bank	17,063	2,833	TFS Financial Corp	Barclays Bank	255	(3,386)	TJX Cos Inc	Morgan Stanley	(3,995)
1,346	Terns Pharmaceuticals Inc	Morgan Stanley	1,750	56,763	TFS Financial Corp	HSBC	50,456	(13,027)	T-Mobile US Inc	Barclays Bank	(48,460)
(8,638)	Terreno Realty Corp (REIT)	Bank of America Merrill Lynch	(6,738)	(4,015)	TG Therapeutics Inc	Morgan Stanley	5,109	(158)	T-Mobile US Inc	Goldman Sachs	(25)
(15,339)	Terreno Realty Corp (REIT)	Goldman Sachs	(11,964)	(8,947)	TG Therapeutics Inc	Barclays Bank	(4,617)	(2,061)	T-Mobile US Inc	HSBC	(11,624)
(3,871)	Terreno Realty Corp (REIT)	HSBC	697	(658)	TG Therapeutics Inc	Goldman Sachs	(9,126)	(18,687)	T-Mobile US Inc	Morgan Stanley	(69,515)
(5,451)	Terreno Realty Corp (REIT)	Morgan Stanley	4,797	(6,806)	TG Therapeutics Inc	HSBC	(806)	(6,423)	Toll Brothers Inc	Barclays Bank	(19,334)
51,300	Terreno Realty Corp (REIT)	Morgan Stanley	(45,144)	145,140	TherapeuticsMD Inc	Morgan Stanley	(1,451)	(1,232)	Toll Brothers Inc	Goldman Sachs	(80)
12,587	Territorial Bancorp Inc	Barclays Bank	5,916	2,555	Theravance Biopharma Inc	Bank of America Merrill Lynch	(2,913)	(1,566)	Toll Brothers Inc	HSBC	(7,196)
5,840	Territorial Bancorp Inc	HSBC	2,453	7,703	Theravance Biopharma Inc	Barclays Bank	1,772	(18,252)	Toll Brothers Inc	Morgan Stanley	(58,503)
13,546	Territorial Bancorp Inc (139)	Morgan Stanley	6,367	3,614	Theravance Biopharma Inc	Goldman Sachs	(4,120)	(9,303)	Tompkins Financial Corp	HSBC	(21,676)
(71)	Tesla Inc	Barclays Bank	(1,333)	8,393	Theravance Biopharma Inc	HSBC	(16,031)	(5,702)	Tompkins Financial Corp	Morgan Stanley	3,960
(162)	Tesla Inc	Morgan Stanley	(1,379)	18,866	Theravance Biopharma Inc	Morgan Stanley	4,339	(10,920)	Tootsie Roll Industries Inc	Bank of America Merrill Lynch	5,215
24,818	TESSCO Technologies Inc	Morgan Stanley	3,475	822	Thermo Fisher Scientific Inc	Barclays Bank	5,787	(5,056)	TopBuild Corp	Barclays Bank	(6,219)
2,801	Tetra Tech Inc	Goldman Sachs	(5,658)	(1,135)	Thermo Fisher Scientific Inc	Morgan Stanley	3,400	3,671	TopBuild Corp	Barclays Bank	1,715
8,034	Tetra Tech Inc	HSBC	(8,436)	(1,135)	Thermon Group Holdings Inc	Bank of America Merrill Lynch	2,576	(736)	TopBuild Corp	Goldman Sachs	5,836
9,653	Tetra Tech Inc	Morgan Stanley	1,545	(2,209)	Thermon Group Holdings Inc	Goldman Sachs	5,014	(1,102)	TopBuild Corp	Goldman Sachs	(3,909)
10,635	Texas Capital Bancshares Inc	Bank of America Merrill Lynch	(10,103)	(8,756)	Thermon Group Holdings Inc	HSBC	13,572	(1,773)	TopBuild Corp	Morgan Stanley	(2,181)
11,778	Texas Capital Bancshares Inc	Barclays Bank	(943)	(16,289)	Thermon Group Holdings Inc	Morgan Stanley	36,162	824	TopBuild Corp	Morgan Stanley	1,014
3,578	Texas Capital Bancshares Inc	Goldman Sachs	(3,399)	(306)	Thor Industries Inc	Bank of America Merrill Lynch	2,252	(3,144)	Toro Co	Bank of America Merrill Lynch	3,616
1,175	Texas Capital Bancshares Inc	HSBC	(306)	(3,202)	Thor Industries Inc	Barclays Bank	(17,067)	(21,046)	Toro Co	Barclays Bank	(22,940)
(928)	Texas Instruments Inc	Bank of America Merrill Lynch	(938)	(1,651)	Thor Industries Inc	Goldman Sachs	12,151	(10,219)	Toro Co	Goldman Sachs	11,752
(4,589)	Texas Instruments Inc	Barclays Bank	(5,186)	(1,528)	Thor Industries Inc	Morgan Stanley	31,895	(1,553)	Toro Co	HSBC	7,610
(3,222)	Texas Instruments Inc	Goldman Sachs	(3,244)	5,984	Thryv Holdings Inc	Barclays Bank	29,274	(27,032)	Toro Co	Morgan Stanley	(29,465)
8,940	Texas Instruments Inc	Morgan Stanley	10,102	8,412	Thryv Holdings Inc	Goldman Sachs	2,956	(16,027)	Towne Bank	Bank of America Merrill Lynch	(3,609)
(489)	Texas Instruments Inc	Morgan Stanley	(553)	1,478	Thryv Holdings Inc	Goldman Sachs	2,956	(28,063)	Towne Bank	Barclays Bank	4,771
(71)	Texas Pacific Land Corp	Bank of America Merrill Lynch	13,978	(11,317)	Tidewater Inc	Morgan Stanley	(1,963)	(10,219)	Towne Bank	Goldman Sachs	(4,255)
(45)	Texas Pacific Land Corp	Barclays Bank	2,399	(8,563)	Tilly's Inc	Barclays Bank	(8,727)	(54,442)	Towne Bank	Morgan Stanley	7,146
(256)	Texas Pacific Land Corp	Goldman Sachs	50,401	10,529	Timberland Bancorp Inc	Morgan Stanley	(1,536)	21,283	Townsquare Media Inc 'A'	Bank of America Merrill Lynch	20,645
(206)	Texas Pacific Land Corp	Morgan Stanley	10,983	563	Timberland Bancorp Inc	Barclays Bank	(23)		Media Inc 'A'	Merrill Lynch	
(8,152)	Texas Roadhouse Inc	Bank of America Merrill Lynch	(6,634)	24,108	Timberland Bancorp Inc	Goldman Sachs	(13,500)	(8,214)	TPG RE Finance Trust Inc (REIT)	Bank of America Merrill Lynch	(1,725)
(15,503)	Texas Roadhouse Inc	Barclays Bank	(25,580)	6,743	Timberland Bancorp Inc	Morgan Stanley	(270)	(17,136)	TPG RE Finance Trust Inc (REIT)	Barclays Bank	(819)
(8,032)	Texas Roadhouse Inc	Goldman Sachs	(8,354)	4,138	Timken Co	Bank of America Merrill Lynch	(6,083)	(16,484)	TPG RE Finance Trust Inc (REIT)	Goldman Sachs	(3,462)
1,278	Texas Roadhouse Inc	Goldman Sachs	1,923	6,627	Timken Co	Barclays Bank	10,638	(9,702)	TPG RE Finance Trust Inc (REIT)	Morgan Stanley	(185)
(223)	Texas Roadhouse Inc	Morgan Stanley	(368)	8,986	Timken Co	Goldman Sachs	(9,742)	7,656	TPI Composites Inc	Bank of America Merrill Lynch	36,289
(4,073)	Textainer Group Holdings Ltd	Bank of America Merrill Lynch	(21,505)	5,184	Timken Co	Morgan Stanley	11,975	1,338	TPI Composites Inc	Barclays Bank	1,084
(6,041)	Textainer Group Holdings Ltd	Barclays Bank	(23,700)	(6,697)	TimkenSteel Corp	Bank of America Merrill Lynch	4,889	3,813	TPI Composites Inc	HSBC	10,638
(7,979)	Textainer Group Holdings Ltd	Goldman Sachs	(42,129)	(3,366)	TimkenSteel Corp	Barclays Bank	(1,851)	1,557	TPI Composites Inc	Morgan Stanley	1,261
(10,736)	Textainer Group Holdings Ltd	Morgan Stanley	(52,177)	11,681	Tiptree Inc	Goldman Sachs	(6,658)	1,621	Tractor Supply Co	Bank of America Merrill Lynch	(7,602)
				(2,432)	Titan International Inc	Goldman Sachs	1,386	(70)	Trade Desk Inc 'A'	Bank of America Merrill Lynch	(5,635)
				(26,640)	Titan International Inc	HSBC	41,558		Trade Desk Inc 'A'	Barclays Bank	(6,612)
				1,018	Titan Machinery Inc	Bank of America Merrill Lynch	4,591	1,937	Trade Desk Inc 'A'	Barclays Bank	63,088
				2,287	Titan Machinery Inc	Barclays Bank	13,470	(75)	Trade Desk Inc 'A'	Goldman Sachs	(6,038)
				13,274	Titan Machinery Inc	Goldman Sachs	59,866	716	Trade Desk Inc 'A'	Goldman Sachs	32,242
				(3,210)	Tivity Health Inc	Goldman Sachs	(5,698)	(2,011)	Trade Desk Inc 'A'	Morgan Stanley	(65,499)

ブラックロック・ストラテジック・ファンズ ブラックロック・アメリカズ・ダイバーシファイド・エクイティ・アブソルート・リターン・ファンド

保有高	銘柄	取引相手	未実現評価増益/(損) (米ドル)	保有高	銘柄	取引相手	未実現評価増益/(損) (米ドル)	保有高	銘柄	取引相手	未実現評価増益/(損) (米ドル)
(12,076)	Tradeweb Markets Inc 'A'	Bank of America Merrill Lynch	(121)	25,517	Trean Insurance Group Inc	Goldman Sachs	13,524	3,020	TripAdvisor Inc	Bank of America Merrill Lynch	6,338
(822)	Tradeweb Markets Inc 'A'	Goldman Sachs	(3,475)	17,165	Trean Insurance Group Inc	Morgan Stanley	(8,583)	(1,671)	TripAdvisor Inc	Bank of America Merrill Lynch	(2)
(6,541)	Tradeweb Markets Inc 'A'	HSBC	(4,775)	(39,476)	Trecoora Resources	Bank of America Merrill Lynch	(5,477)	2,169	TripAdvisor Inc	Barclays Bank	5,531
(1,543)	Tradeweb Markets Inc 'A'	Morgan Stanley	(4,027)	(23,597)	Trecoora Resources	Barclays Bank	(2,975)	(12,109)	TripAdvisor Inc	Barclays Bank	(30,878)
6,695	Trane Technologies Plc	Bank of America Merrill Lynch	19,148	(13,357)	Trecoora Resources	Goldman Sachs	(1,826)	3,116	TripAdvisor Inc	Morgan Stanley	4,626
8,005	Trane Technologies Plc	Barclays Bank	34,422	(29,425)	Trecoora Resources	HSBC	(1,418)	(2,763)	TripAdvisor Inc	Morgan Stanley	(7,168)
6,941	Trane Technologies Plc	HSBC	(1,805)	(29,832)	Tredegar Corp	Goldman Sachs	25,059	(6,980)	Triple-S	Morgan Stanley	1,675
5,318	Trane Technologies Plc	Morgan Stanley	22,867	(13,140)	Tredegar Corp	HSBC	(5,782)	43,124	TriState Capital Holdings Inc	Bank of America Merrill Lynch	9,056
(4,861)	Transcat Inc	Bank of America Merrill Lynch	(21,875)	(24,094)	Tredegar Corp	Morgan Stanley	6,264	8,802	TriState Capital Holdings Inc	Barclays Bank	3,521
(4,442)	Transcat Inc	Barclays Bank	13,681	(10,268)	TreelHouse Foods Inc	Barclays Bank	21,768	4,121	Triton International Ltd	Bank of America Merrill Lynch	1,071
(2,460)	Transcat Inc	Goldman Sachs	(9,415)	(573)	TreelHouse Foods Inc	HSBC	768	3,435	Triton International Ltd	Barclays Bank	6,114
(3,274)	Translate Bio Inc	Bank of America Merrill Lynch	(3,307)	(10,194)	TreelHouse Foods Inc	Morgan Stanley	21,611	702	Triton International Ltd	Goldman Sachs	183
(13,118)	Translate Bio Inc	Barclays Bank	(4,067)	(2,030)	Trex Co Inc	Bank of America Merrill Lynch	8,871	18,656	Triton International Ltd	Morgan Stanley	29,404
(3,326)	Translate Bio Inc	Goldman Sachs	(3,359)	16,389	Trex Co Inc	Goldman Sachs	(71,619)	(2,328)	Triumph Bancorp Inc	Bank of America Merrill Lynch	382
(10,005)	Translate Bio Inc	Morgan Stanley	(3,102)	(3,602)	Trex Co Inc	Goldman Sachs	15,741	(2,920)	Triumph Bancorp Inc	Barclays Bank	(4,468)
(3,719)	TransMedics Group Inc	Bank of America Merrill Lynch	(10,785)	1,661	Trex Co Inc	HSBC	(17,324)	(8,214)	Triumph Bancorp Inc	Morgan Stanley	(12,567)
(5,481)	TransMedics Group Inc	Barclays Bank	(3,946)	(1,645)	Trex Co Inc	Morgan Stanley	(625)	(4,402)	Triumph Group Inc	Bank of America Merrill Lynch	(302)
(1,123)	TransMedics Group Inc	Goldman Sachs	(3,257)	5,888	Trex Co Inc	Morgan Stanley	2,237	(21,727)	Triumph Group Inc	Barclays Bank	(58,965)
(81,633)	Transocean Ltd	Barclays Bank	5,714	(22,577)	Tri Pointe Homes Inc	Bank of America Merrill Lynch	7,676	(10,603)	Triumph Group Inc	Morgan Stanley	(28,946)
(161,114)	Transocean Ltd	Goldman Sachs	58,096	(7,041)	Tri Pointe Homes Inc	Barclays Bank	(5,844)	(780)	Trinox Holdings Plc 'A'	Barclays Bank	70
(14,121)	Transocean Ltd	HSBC	282	(32,208)	Tri Pointe Homes Inc	Goldman Sachs	10,951	(50,153)	Trinox Holdings Plc 'A'	Morgan Stanley	4,514
(4,976)	TransUnion	Barclays Bank	11,395	1,875	Tricida Inc	Bank of America Merrill Lynch	1,340	8,434	TrueBlue Inc	Barclays Bank	3,205
(1,261)	TransUnion	Goldman Sachs	1,311	9,116	Tricida Inc	Goldman Sachs	2,370	3,944	TrueBlue Inc	Goldman Sachs	(592)
(609)	TransUnion	Morgan Stanley	1,395	1,786	TriCo Bancshares	Bank of America Merrill Lynch	1,340	53,353	TrueCar Inc	Bank of America Merrill Lynch	66,158
34,374	Travel + Leisure Co	Bank of America Merrill Lynch	(11,343)	14,118	TriCo Bancshares	Barclays Bank	8,692	6,666	TrueCar Inc	Barclays Bank	6,066
(1,417)	Travel + Leisure Co	Bank of America Merrill Lynch	468	12,770	TriCo Bancshares	Goldman Sachs	9,578	36,716	TrueCar Inc	Goldman Sachs	45,528
(8,828)	Travel + Leisure Co	Barclays Bank	1,766	22,635	TriCo Bancshares	HSBC	33,273	25,172	TrueCar Inc	Morgan Stanley	22,907
480	Travel + Leisure Co	Goldman Sachs	(158)	29,076	TriCo Bancshares	Morgan Stanley	24,424	43,197	Trust Financial Corp	Bank of America Merrill Lynch	(10,367)
(2,932)	Travel + Leisure Co	Goldman Sachs	968	(25,024)	TriMas Corp	HSBC	16,516	813	Trust Financial Corp	Barclays Bank	463
(3,937)	Travel + Leisure Co	HSBC	(2,309)	(44,164)	TriMas Corp	Morgan Stanley	5,300	23,800	Trust Financial Corp	Goldman Sachs	(5,712)
6,542	Travel + Leisure Co	Morgan Stanley	(1,308)	(559)	Trimble Inc	Bank of America Merrill Lynch	(872)	2,355	Trust Financial Corp	Morgan Stanley	1,342
(34,972)	Travel + Leisure Co	Morgan Stanley	6,994	(2,114)	Trimble Inc	Barclays Bank	317	3,903	Trupanion Inc	Bank of America Merrill Lynch	50,232
(4,409)	TravelCenters of America Inc	Bank of America Merrill Lynch	(8,553)	(2,233)	Trimble Inc	Goldman Sachs	(3,483)	9,500	Trupanion Inc	Barclays Bank	81,795
(4,854)	TravelCenters of America Inc	Barclays Bank	(5,436)	(257)	Trimble Inc	Morgan Stanley	39	7,753	Trupanion Inc	Goldman Sachs	99,782
(1,211)	TravelCenters of America Inc	Goldman Sachs	(2,349)	4,882	Trinity Industries Inc	Bank of America Merrill Lynch	(8,606)	4,186	Trupanion Inc	HSBC	61,983
(1,435)	TravelCenters of America Inc	HSBC	(2,913)	17,443	TriNet Group Inc	Barclays Bank	(56,690)	38,412	Trupanion Inc	Morgan Stanley	70,206
(3,034)	TravelCenters of America Inc	Morgan Stanley	(3,398)	7,263	TriNet Group Inc	Goldman Sachs	(32,102)	4,615	TrustCo Bank Corp NY	HSBC	(15,061)
5,812	Travelers Cos Inc	Bank of America Merrill Lynch	(3,197)	12,340	TriNet Group Inc	HSBC	(49,446)	1,466	Trustmark Corp	Goldman Sachs	(13,335)
5,418	Travelers Cos Inc	Barclays Bank	5,255	(72)	TriNet Group Inc	HSBC	296	(62,019)	Trustmark Corp	Morgan Stanley	(18,054)
13,386	Travelers Cos Inc	Goldman Sachs	(7,362)	2,367	TriNet Group Inc	Morgan Stanley	(7,693)	38,412	Trustmark Corp	Barclays Bank	27,229
1,832	Travelers Cos Inc	HSBC	(3,609)	(4,307)	TriNet Group Inc	Morgan Stanley	13,998	4,615	TTEC Holdings Inc	Morgan Stanley	8,649
4,782	Travelers Cos Inc	Morgan Stanley	4,639	4,882	Trinity Industries Inc	Bank of America Merrill Lynch	(2,246)	(62,019)	TTEC Holdings Inc	Bank of America Merrill Lynch	(11,163)
(512)	Travelers Cos Inc	Morgan Stanley	(497)	6,550	Trinity Industries Inc	Barclays Bank	(870)	(45,629)	TTM Technologies Inc	Barclays Bank	(1,825)
5,241	Travelers Therapeutics Inc	Barclays Bank	(14,622)	12,986	Trinity Industries Inc	Goldman Sachs	(1,221)	(45,399)	TTM Technologies Inc	Goldman Sachs	(8,172)
1,873	Travere Therapeutics Inc	Goldman Sachs	(6,331)	2,968	Trinity Industries Inc	HSBC	(1,473)	(12,588)	TTM Technologies Inc	HSBC	(2,895)
6,835	Travere Therapeutics Inc	Morgan Stanley	(19,070)	6,949	Trinity Industries Inc	Morgan Stanley	(1,356)	(72,146)	TTM Technologies Inc	Morgan Stanley	(2,886)
				(50,634)	Trinity Place Holdings Inc	Bank of America Merrill Lynch	(4,557)	(1,681)	Tucows Inc 'A'	Bank of America Merrill Lynch	701
				(16,263)	Trinity Place Holdings Inc	Barclays Bank	—	(31,104)	Tucows Inc 'A'	Barclays Bank	41,498
				(1,464)	Trinseo SA	Goldman Sachs	(35,142)				
				7,897	Trinseo SA	HSBC	(1,683)				
				2,131	Trinseo SA	HSBC	(1,683)				
				3,443	Trinseo SA	Morgan Stanley	(5,922)				

ブラックロック・ストラテジック・ファンズ ブラックロック・アメリカズ・ダイバーシファイド・エクイティ・アブソルート・リターン・ファンド

保有高	銘柄	取引相手	未実現損益(米ドル)	保有高	銘柄	取引相手	未実現損益(米ドル)	保有高	銘柄	取引相手	未実現損益(米ドル)
(6,083)	Tupperware Brands Corp	Morgan Stanley	1,764	(2,946)	UDR Inc (REIT)	HSBC	(2,858)	(921)	UniFirst Corp	Goldman Sachs	2,155
(2,217)	Turning Point Brands Inc	Morgan Stanley	2,261	43,856	UDR Inc (REIT)	Morgan Stanley	28,945	605	UniFirst Corp	HSBC	(188)
300	Turning Point Therapeutics Inc	Bank of America	(1,281)	(1,793)	UDR Inc (REIT)	Morgan Stanley	(1,183)	(1,072)	UniFirst Corp	HSBC	332
(3,008)	Turning Point Therapeutics Inc	Barclays Bank	13,295	17,367	UFP Industries Inc	Bank of America	(46,196)	1,757	UniFirst Corp	Morgan Stanley	9,804
1,861	Turning Point Therapeutics Inc	Barclays Bank	(8,226)	15,932	UFP Industries Inc	Barclays Bank	15,773	(5,137)	UniFirst Corp	Morgan Stanley	(27,890)
266	Turning Point Therapeutics Inc	Goldman Sachs	(1,136)	(10,120)	UFP Industries Inc	Goldman Sachs	26,919	(2,465)	Union Bankshares Inc/Morrisville VT	Bank of America	(1,750)
(669)	Turning Point Therapeutics Inc	Morgan Stanley	2,957	4,166	UFP Industries Inc	Goldman Sachs	(11,082)	3,055	Union Pacific Corp	Bank of America	363
4,892	Turtle Beach Corp	Barclays Bank	15,263	5,579	UFP Industries Inc	Morgan Stanley	5,523	1,200	Union Pacific Corp	Barclays Bank	1,404
6,197	Turtle Beach Corp	Goldman Sachs	28,134	4,024	UFP Technologies Inc	Bank of America	(15,412)	(11,472)	Union Pacific Corp	Morgan Stanley	(13,422)
4,264	Turtle Beach Corp	HSBC	26,650	1,412	UFP Technologies Inc	Barclays Bank	(1,779)	(8,504)	Unisys Corp	Morgan Stanley	(6,888)
19,102	Tutor Perini Corp	Goldman Sachs	(5,922)	1,208	UFP Technologies Inc	HSBC	(1,063)	3,826	United Airlines Holdings Inc	Bank of America	6,810
257	Twilio Inc 'A'	Bank of America	9,972	1,303	UFP Technologies Inc	Morgan Stanley	(1,642)	(14,473)	United Airlines Holdings Inc	Barclays Bank	(31,985)
(5,921)	Twin Disc Inc	Goldman Sachs	2,428	26,134	UGI Corp	Bank of America	22,618	(377)	United Airlines Holdings Inc	Goldman Sachs	203
(19,107)	Twin Disc Inc	HSBC	(23,502)	11,255	UGI Corp	Barclays Bank	13,324	(464)	United Airlines Holdings Inc	HSBC	(2,004)
(9,208)	Twin Disc Inc	Morgan Stanley	(184)	15,093	UGI Corp	Goldman Sachs	3,217	1,285	United Airlines Holdings Inc	Morgan Stanley	2,840
(1,663)	Twist Bioscience Corp	Bank of America	(22,617)	90,309	UGI Corp	Morgan Stanley	93,162	(2,808)	United Airlines Holdings Inc	Morgan Stanley	(6,206)
(1,784)	Twist Bioscience Corp	Barclays Bank	(14,254)	3,944	Ultra Salon Cosmetics & Fragrance Inc	Barclays Bank	116,506	(12,609)	United Bankshares Inc	Bank of America	14,122
(3,617)	Twist Bioscience Corp	Goldman Sachs	(49,191)	1,922	Ultra Salon Cosmetics & Fragrance Inc	Morgan Stanley	56,776	(19,347)	United Bankshares Inc	Barclays Bank	(3,676)
(1,536)	Twist Bioscience Corp	Morgan Stanley	(12,273)	13,317	Ultra Clean Holdings Inc	Bank of America	104,538	(64,791)	United Bankshares Inc	Goldman Sachs	72,566
697	Twitter Inc	Bank of America	3,764	18,105	Ultra Clean Holdings Inc	Morgan Stanley	57,212	(26,449)	United Bankshares Inc	HSBC	(15,605)
2,898	Twitter Inc	Goldman Sachs	(464)	1,984	Ultra Clean Holdings Inc	Barclays Bank	3,853	(42,624)	United Bankshares Inc	Morgan Stanley	(8,098)
12,121	Twitter Inc	Morgan Stanley	10,396	6,932	Ultranexx	Morgan Stanley	3,853	49,167	United Community Banks Inc	Bank of America	(32,450)
(7,613)	Two Harbors Investment Corp (REIT)	Barclays Bank	(305)	1,419	Ultranexx	Bank of America	(59,477)	17,581	United Community Banks Inc	Morgan Stanley	(11,603)
(20,120)	Two Harbors Investment Corp (REIT)	Goldman Sachs	604	1,419	Pharmaceutical Inc	Morgan Stanley	(12,175)	2,456	United Fire Group Inc	HSBC	(2,702)
(125,254)	Two Harbors Investment Corp (REIT)	HSBC	(17,536)	(1,088)	Ultranexx	Goldman Sachs	9,335	39,304	United Fire Group Inc	Morgan Stanley	(46,772)
(47,401)	Two Harbors Investment Corp (REIT)	Morgan Stanley	(1,896)	171	Ultranexx	HSBC	(1,289)	46,359	United Insurance Holdings Corp	Barclays Bank	927
(3,320)	Tyler Technologies Inc	Bank of America	(37,914)	(702)	Pharmaceutical Inc	Morgan Stanley	2,724	33,228	United Insurance Holdings Corp	HSBC	(13,291)
(2,088)	Tyler Technologies Inc	Barclays Bank	1,399	(2,875)	Pharmaceutical Inc	Morgan Stanley	(3,680)	19,567	United Insurance Holdings Corp	Morgan Stanley	391
1,457	Tyler Technologies Inc	Barclays Bank	(976)	(40,983)	Ultralife Corp	HSBC	6,147	(8,724)	United Natural Foods Inc	Bank of America	(14,607)
(1,047)	Tyler Technologies Inc	Goldman Sachs	(7,713)	(4,088)	UMB Financial Corp	Morgan Stanley	9,689	(3,392)	United Natural Foods Inc	Barclays Bank	(4,918)
568	Tyler Technologies Inc	Goldman Sachs	6,487	(11,580)	UMB Financial Corp	HSBC	11,001	(3,794)	United Natural Foods Inc	Goldman Sachs	(9,068)
1,187	Tyler Technologies Inc	HSBC	12,986	(11,031)	UMB Financial Corp	Morgan Stanley	10,259	(1,017)	United Natural Foods Inc	Morgan Stanley	(563)
(2,723)	Tyler Technologies Inc	Morgan Stanley	4,762	(71,164)	UMH Properties Inc (REIT)	Goldman Sachs	(712)	(3,930)	United Parcel Service Inc 'B'	Goldman Sachs	962
301	Tyler Technologies Inc	Morgan Stanley	(202)	(19,304)	UMH Properties Inc (REIT)	HSBC	17,181	(3,103)	United Parcel Service Inc 'B'	HSBC	4,748
57,461	Tyme Technologies Inc	Barclays Bank	13,791	(93,623)	UMH Properties Inc (REIT)	Morgan Stanley	24,342	(7,874)	United Parcel Service Inc 'B'	Morgan Stanley	(9,213)
12,020	Tyme Technologies Inc	HSBC	4,267	30,454	Umpqua Holdings Corp	Bank of America	(3,959)	(433)	United Rentals Inc	Bank of America	(22)
16,663	Tyme Technologies Inc	Morgan Stanley	3,999	40,577	Umpqua Holdings Corp	Morgan Stanley	16,637	(81)	United Rentals Inc	Merrill Lynch	(651)
(8,188)	Tyson Foods Inc 'A'	Morgan Stanley	8,679	58,392	Umpqua Holdings Corp	Goldman Sachs	(7,591)	(1,157)	United Rentals Inc	Barclays Bank	8,192
(2,561)	Uber Technologies Inc	Barclays Bank	(2,049)	35,786	Umpqua Holdings Corp	HSBC	(537)	(3,001)	United Rentals Inc	HSBC	42,554
6,888	Uber Technologies Inc	Morgan Stanley	5,510	50,295	Umpqua Holdings Corp	Morgan Stanley	20,621	(1,063)	United Rentals Inc	Morgan Stanley	(8,547)
253	Ubiquiti Inc	Bank of America	5,556	24,208	Under Armour Inc 'A'	Bank of America	2,879	26,904	United Security Bancshares/Fresno CA	Barclays Bank	4,036
(140)	Ubiquiti Inc	Barclays Bank	20	50,295	Under Armour Inc 'A'	Merrill Lynch	8,351	15,447	United Security Bancshares/Fresno CA	Goldman Sachs	5,406
112	Ubiquiti Inc	Goldman Sachs	2,460	24,208	Under Armour Inc 'A'	Morgan Stanley	109,507	21,793	United Security Bancshares/Fresno CA	HSBC	12,640
(355)	Ubiquiti Inc	Goldman Sachs	(3,732)	1,498	Unifi Inc	Morgan Stanley	(595)	(530)	Unifi Inc	Barclays Bank	
91	Ubiquiti Inc	HSBC	2,351	84,889	Unifi Inc	Goldman Sachs	(432)		Unifi Inc	Barclays Bank	
(151)	Ubiquiti Inc	HSBC	(222)	(1,750)	UniFirst Corp	Barclays Bank	(530)				
1,068	Ubiquiti Inc	Morgan Stanley	10,157	(95)	UniFirst Corp	Barclays Bank	(530)				
(4,538)	UDR Inc (REIT)	Bank of America	(5,582)								

ブラックロック・ストラテジック・ファンズ ブラックロック・アメリカズ・ダイバーシファイド・エクイティ・アブソルート・リターン・ファンド

保有高	銘柄	取引相手	未実現損益/(損) (米ドル)	保有高	銘柄	取引相手	未実現損益/(損) (米ドル)	保有高	銘柄	取引相手	未実現損益/(損) (米ドル)
34,348	United Security Bancshares/Fresno CA	Morgan Stanley	5,152	(3,680)	Universal Health Realty Income Trust (REIT)	Bank of America Merrill Lynch	(8,022)	(44,932)	Uranium Energy Corp	Barclays Bank	(5,392)
5,713	United States Cellular Corp	Bank of America Merrill Lynch	(440)	(2,373)	Universal Health Realty Income Trust (REIT)	Barclays Bank	(4,153)	(32,585)	Urban Edge Properties (REIT)	Bank of America Merrill Lynch	(11,055)
1,776	United States Cellular Corp	Barclays Bank	(22)	(2,177)	Universal Health Realty Income Trust (REIT)	Goldman Sachs	(4,746)	(48,314)	Urban Edge Properties (REIT)	Barclays Bank	(15,072)
25,679	United States Cellular Corp	Goldman Sachs	(519)	(9,800)	Universal Health Realty Income Trust (REIT)	HSBC	(36,358)	(21,710)	Urban Edge Properties (REIT)	Goldman Sachs	(7,381)
7,024	United States Cellular Corp	HSBC	101	(4,714)	Universal Health Realty Income Trust (REIT)	Morgan Stanley	(8,250)	(36,613)	Urban Edge Properties (REIT)	HSBC	(11,716)
26,520	United States Cellular Corp	Morgan Stanley	(2,122)	(5,926)	Universal Health Services Inc 'B'	Bank of America Merrill Lynch	4,017	(66,556)	Urban Edge Properties (REIT)	Morgan Stanley	(25,957)
(5,003)	United States Lime & Minerals Inc	Bank of America Merrill Lynch	4,253	(10,016)	Universal Health Services Inc 'B'	Barclays Bank	(4,814)	11,160	Urban Outfitters Inc	Bank of America Merrill Lynch	1,562
(305)	United States Lime & Minerals Inc	Goldman Sachs	259	(12,568)	Universal Health Services Inc 'B'	Goldman Sachs	7,001	2,565	Urban Outfitters Inc	Barclays Bank	11,389
(791)	United States Lime & Minerals Inc	Morgan Stanley	(1,052)	(16,097)	Universal Health Services Inc 'B'	Morgan Stanley	(9,935)	1,280	Urban Outfitters Inc	Goldman Sachs	179
9,288	United States Steel Corp	Bank of America Merrill Lynch	(2,802)	7,214	Universal Insurance Holdings Inc	Bank of America Merrill Lynch	(2,453)	1,738	Urban Outfitters Inc	HSBC	2,485
26,960	United States Steel Corp	Barclays Bank	35,082	15,342	Universal Insurance Holdings Inc	Barclays Bank	3,222	9,909	Urban Outfitters Inc	Morgan Stanley	36,289
8,676	United States Steel Corp	HSBC	(771)	7,965	Universal Insurance Holdings Inc	Goldman Sachs	(2,708)	3,782	UroGen Pharma Ltd	Barclays Bank	1,513
(594)	United Therapeutics Corp	Morgan Stanley	13,968	13,064	Universal Insurance Holdings Inc	HSBC	(6,401)	11,300	UroGen Pharma Ltd	Goldman Sachs	18,758
(2,943)	United Therapeutics Corp	Barclays Bank	7,976	13,109	Universal Insurance Holdings Inc	Morgan Stanley	2,753	12,971	UroGen Pharma Ltd	Morgan Stanley	5,188
(3,176)	UnitedHealth Group Inc	Bank of America Merrill Lynch	(5,181)	29,339	Universal Logistics Holdings Inc	Bank of America Merrill Lynch	(42,835)	(6,549)	Unstadr Biddle Properties Inc 'A' (REIT)	Barclays Bank	(184)
(1,353)	UnitedHealth Group Inc	Goldman Sachs	1,399	4,077	Universal Logistics Holdings Inc	Barclays Bank	(1,386)	(60,250)	Unstadr Biddle Properties Inc 'A' (REIT)	Goldman Sachs	4,218
(2,631)	UnitedHealth Group Inc	HSBC	23,600	20,914	Universal Technical Institute Inc	Bank of America Merrill Lynch	1,255	(31,714)	Unstadr Biddle Properties Inc 'A' (REIT)	HSBC	11,734
(2,454)	UnitedHealth Group Inc	Morgan Stanley	(2,380)	12,201	Universal Technical Institute Inc	Barclays Bank	(1,464)	(60,195)	Unstadr Biddle Properties Inc 'A' (REIT)	Morgan Stanley	(4,214)
16,121	Uniti Group Inc (REIT)	Bank of America Merrill Lynch	3,547	32,544	Universal Technical Institute Inc	Goldman Sachs	1,953	(8,579)	US Bancorp	Bank of America Merrill Lynch	12,268
56,723	Uniti Group Inc (REIT)	Goldman Sachs	12,479	7,929	Universal Technical Institute Inc	HSBC	(634)	(4,059)	US Bancorp	Barclays Bank	(43)
19,367	Uniti Group Inc (REIT)	Morgan Stanley	(194)	28,218	Universal Technical Institute Inc	Morgan Stanley	(2,489)	(9,718)	US Bancorp	Goldman Sachs	2,851
(12,890)	Unitil Corp	Goldman Sachs	5,543	67,134	Univest Financial Corp	Bank of America Merrill Lynch	(4,699)	(6,875)	US Bancorp	HSBC	2,681
(15,636)	Unitil Corp	HSBC	28,770	4,410	Univest Financial Corp	HSBC	176	(37,639)	US Bancorp	Morgan Stanley	(15,959)
(18,880)	Unitil Corp	Morgan Stanley	6,419	(4,849)	Unum Group	Bank of America Merrill Lynch	(436)	2,027	US Concrete Inc	Bank of America Merrill Lynch	(1,338)
6,399	Unity Bancorp Inc	Bank of America Merrill Lynch	1,472	9,441	Unum Group	Morgan Stanley	1,765	4,969	US Concrete Inc	Barclays Bank	6,062
3,928	Unity Bancorp Inc	Barclays Bank	1,532	(37,234)	Unum Group	Barclays Bank	(26,064)	12,798	US Concrete Inc	HSBC	4,479
12,010	Unity Bancorp Inc	Goldman Sachs	2,762	1,870	Unum Group	Barclays Bank	1,309	(967)	US Ecology Inc	Barclays Bank	590
9,580	Unity Bancorp Inc	Morgan Stanley	3,736	(595)	Unum Group	Goldman Sachs	(54)	(24,926)	US Ecology Inc	Goldman Sachs	63,811
38,391	UNITY Biotechnology Inc	Bank of America Merrill Lynch	3,455	3,385	Unum Group	Morgan Stanley	2,370	(22,311)	US Ecology Inc	HSBC	54,885
(1,188)	Unity Software Inc	Bank of America Merrill Lynch	(9,373)	(3,451)	Upland Software Inc	Bank of America Merrill Lynch	(5,004)	(39,968)	US Ecology Inc	Morgan Stanley	24,380
3,267	Univar Solutions Inc	Bank of America Merrill Lynch	(22)	(14,223)	Upland Software Inc	Goldman Sachs	(20,623)	(597)	US Ecology Inc	HSBC	322
(5,323)	Univar Solutions Inc	Goldman Sachs	(586)	(10,619)	Upland Software Inc	Morgan Stanley	(1,274)	3,579	US Foods Holding Corp	HSBC	2,506
1,953	Univar Solutions Inc	Goldman Sachs	17	(1,306)	Upwork Inc	Barclays Bank	(4,898)	(6,941)	US Foods Holding Corp	Morgan Stanley	(5,180)
(21,315)	Univar Solutions Inc	HSBC	(49,664)	1,439	Upwork Inc	Barclays Bank	5,396	59,520	US Oncology Inc	Bank of America Merrill Lynch	(59)
(39,701)	Univar Solutions Inc	Morgan Stanley	7,643	3,291	Upwork Inc	Goldman Sachs	22,774	7,474	US Oncology Inc	Barclays Bank	—
(4,711)	Universal Corp	HSBC	15,217	(2,822)	Upwork Inc	HSBC	(19,869)	41,718	US Oncology Inc	Goldman Sachs	(42)
(53,036)	Universal Corp	Morgan Stanley	221,160	(19,370)	Uranium Energy Corp	Bank of America Merrill Lynch	2,131	8,296	US Oncology Inc	Morgan Stanley	—
1,912	Universal Display Corp	Barclays Bank	5,870					(203)	US Physical Therapy Inc	Bank of America Merrill Lynch	37
1,017	Universal Display Corp	Goldman Sachs	20,411					(4,983)	US Physical Therapy Inc	Barclays Bank	5,132
1,982	Universal Electronics Inc	Bank of America Merrill Lynch	3,766					(432)	US Physical Therapy Inc	Goldman Sachs	78
12,355	Universal Electronics Inc	Barclays Bank	(4,454)						US Silica Holdings Inc	Goldman Sachs	(17,918)
1,098	Universal Electronics Inc	Goldman Sachs	2,086						US Silica Holdings Inc	HSBC	(2,657)
6,636	Universal Electronics Inc	HSBC	15,462						US Xpress Enterprises Inc 'A'	Bank of America Merrill Lynch	(5,796)
1,378	Universal Electronics Inc	Morgan Stanley	(510)						US Xpress Enterprises Inc 'A'	Barclays Bank	(1,749)

ブラックロック・ストラテジック・ファンズ ブラックロック・アメリカズ・ダイバーシファイド・エクイティ・アブソルート・リターン・ファンド

保有高	銘柄	取引相手	未実現評価増益/(損) (米ドル)	保有高	銘柄	取引相手	未実現評価増益/(損) (米ドル)	保有高	銘柄	取引相手	未実現評価増益/(損) (米ドル)
2,196	USANA Health Sciences Inc	Goldman Sachs	12,803	(53,375)	VBI Vaccines Inc	Bank of America Merrill Lynch	(9,896)	(41,872)	Veritex Holdings Inc	Morgan Stanley	21,773
(1,967)	Utah Medical Products Inc	Bank of America Merrill Lynch	4,091	(41,469)	VBI Vaccines Inc	Barclays Bank	(6,220)	1,673	Veritiv Corp	HSBC	24,008
(3,491)	Utah Medical Products Inc	Barclays Bank	3,002	(11,810)	VBI Vaccines Inc	Goldman Sachs	(1,226)	(4,400)	Veritone Inc	Bank of America Merrill Lynch	(9,152)
(3,591)	Utah Medical Products Inc	Goldman Sachs	7,469	(3,867)	VBI Vaccines Inc	HSBC	(2,282)	(2,220)	Veritone Inc	Barclays Bank	(1,487)
(3,262)	Utah Medical Products Inc	HSBC	11,287	21,722	Vector Group Ltd	Bank of America Merrill Lynch	(16,074)	(841)	Verizon Communications Inc	Barclays Bank	412
(3,750)	Utah Medical Products Inc	Morgan Stanley	3,225	16,501	Vector Group Ltd	Barclays Bank	(16,996)	(65,269)	Verizon Communications Inc	Goldman Sachs	94,640
267	Vail Resorts Inc	Bank of America Merrill Lynch	2,291	5,192	Vector Group Ltd	Goldman Sachs	(3,842)	13,774	Verra Mobility Corp	Barclays Bank	(14,738)
444	Vail Resorts Inc	Barclays Bank	2,762	7,102	Vector Group Ltd	HSBC	(2,344)	13,327	Verra Mobility Corp	Goldman Sachs	(2,532)
1,157	Vail Resorts Inc	Goldman Sachs	9,927	358	Vector Group Ltd	Morgan Stanley	(369)	28,235	Verra Mobility Corp	Morgan Stanley	(30,211)
(417)	Vail Resorts Inc	Goldman Sachs	(3,578)	5,700	Vectrus Inc	Bank of America Merrill Lynch	(8,023)	(4,709)	Verrica Pharmaceuticals Inc	Bank of America Merrill Lynch	2,072
1,474	Vail Resorts Inc	Morgan Stanley	9,168	14,354	Vectrus Inc	Goldman Sachs	(26,698)	(3,298)	Verrica Pharmaceuticals Inc	Barclays Bank	726
(590)	Vail Resorts Inc	Morgan Stanley	(3,670)	16,018	Vectrus Inc	Morgan Stanley	(9,290)	(10,174)	Verrica Pharmaceuticals Inc	Goldman Sachs	4,477
520	Valero Energy Corp	Barclays Bank	1,087	(8,327)	Veeco Instruments Inc	Bank of America Merrill Lynch	(12,824)	(2,085)	Verrica Pharmaceuticals Inc	HSBC	250
1,254	Valero Energy Corp	Goldman Sachs	(1,530)	(19,221)	Veeco Instruments Inc	Barclays Bank	(15,569)	(2,050)	Verrica Pharmaceuticals Inc	Morgan Stanley	451
11,120	Valero Energy Corp	Morgan Stanley	23,241	(22,358)	Veeco Instruments Inc	HSBC	(43,598)	(7,739)	Verso Corp 'A'	Goldman Sachs	3,947
(4,085)	Valhi Inc	Bank of America Merrill Lynch	5,188	(19,241)	Veeco Instruments Inc	Morgan Stanley	(15,585)	(5,390)	Verso Corp 'A'	HSBC	(10,672)
(200)	Valhi Inc	Barclays Bank	(24)	(3,879)	Veeva Systems Inc 'A'	Bank of America Merrill Lynch	(168,426)	(14,584)	Verso Corp 'A'	Morgan Stanley	1,167
(2,339)	Valhi Inc	Goldman Sachs	2,971	(2,962)	Veeva Systems Inc 'A'	Barclays Bank	(84,506)	563	Vertex Pharmaceuticals Inc	Bank of America Merrill Lynch	(2,989)
(579)	Valhi Inc	HSBC	1,639	(146)	Veeva Systems Inc 'A'	Goldman Sachs	193	4,014	Vertex Pharmaceuticals Inc	Merrill Lynch	3,466
(786)	Valhi Inc	Morgan Stanley	(94)	573	Velocity Financial Inc	Bank of America Merrill Lynch	(252)	666	Vertex Pharmaceuticals Inc	HSBC	(3,081)
(95,308)	Valley National Bancorp	Bank of America Merrill Lynch	29,545	14,135	Velocity Financial Inc	HSBC	(2,968)	11,248	Vertex Pharmaceuticals Inc	Morgan Stanley	(16,002)
(52,907)	Valley National Bancorp	HSBC	2,645	15,185	Velocity Financial Inc	Morgan Stanley	2,126	(5,313)	Vertiv Holdings Co	Barclays Bank	(2,603)
(370,002)	Valley National Bancorp	Morgan Stanley	(14,799)	(5,883)	Ventas Inc (REIT)	Barclays Bank	(1,647)	(2,007)	Veru Inc	Barclays Bank	(1,244)
(707)	Valmont Industries Inc	Bank of America Merrill Lynch	8,046	(10,640)	Ventas Inc (REIT)	Goldman Sachs	(12,715)	(10,275)	Veru Inc	HSBC	(14,796)
(345)	Valmont Industries Inc	Barclays Bank	(642)	(67,959)	Venus Concept Inc	Barclays Bank	4,757	(4,956)	VF Corp	Bank of America Merrill Lynch	34,345
(1,702)	Valmont Industries Inc	Goldman Sachs	19,369	(19,015)	Venus Concept Inc	Goldman Sachs	(3,042)	5,376	VF Corp	Bank of America Merrill Lynch	14,379
(2,629)	Valmont Industries Inc	Morgan Stanley	(4,890)	(23,277)	Vera Bradley Inc	Barclays Bank	(21,880)	(16,519)	VF Corp	Barclays Bank	(51,374)
23	Value Line Inc	Bank of America Merrill Lynch	(55)	(1,163)	VeracYTE Inc	Barclays Bank	(2,047)	(9,349)	VF Corp	Goldman Sachs	64,789
512	Value Line Inc	Barclays Bank	(773)	6,774	VeracYTE Inc	Barclays Bank	11,922	2,857	VF Corp	Goldman Sachs	(13,681)
25	Value Line Inc	Goldman Sachs	(60)	(3,550)	VeracYTE Inc	Goldman Sachs	(12,176)	6,322	VF Corp	Morgan Stanley	(265)
11,375	Valvoline Inc	Bank of America Merrill Lynch	14,674	6,026	VeracYTE Inc	Goldman Sachs	14,307	919	ViacomCBS Inc 'A'	Bank of America Merrill Lynch	2,794
9,574	Valvoline Inc	Barclays Bank	3,542	(1,214)	VeracYTE Inc	HSBC	3,958	550	ViacomCBS Inc 'A'	Merrill Lynch	578
3,684	Valvoline Inc	Goldman Sachs	4,752	(68,053)	Verastem Inc	Bank of America Merrill Lynch	(63,289)	606	ViacomCBS Inc 'A'	Goldman Sachs	1,842
16,677	Valvoline Inc	HSBC	12,714	(25,545)	Verastem Inc	Morgan Stanley	2,810	3,394	ViacomCBS Inc 'A'	Morgan Stanley	3,564
28,174	Valvoline Inc	Morgan Stanley	10,424	(2,187)	Vericel Corp	HSBC	(14,806)	3,822	ViacomCBS Inc 'B'	Barclays Bank	3,639
(14,492)	Vanda Pharmaceuticals Inc	Bank of America Merrill Lynch	12,898	(4,766)	Vericel Corp	Morgan Stanley	(17,444)	6,583	ViacomCBS Inc 'B'	HSBC	18,859
(56,254)	Vanda Pharmaceuticals Inc	Merrill Lynch	50,066	18,209	Verint Systems Inc	Bank of America Merrill Lynch	19,848	811	ViacomCBS Inc 'B'	Morgan Stanley	5,581
10,019	Vapotherm Inc	Bank of America Merrill Lynch	8,445	22,496	Verint Systems Inc	Barclays Bank	(225)	6,496	Viad Corp	HSBC	1,679
6,924	Vapotherm Inc	Barclays Bank	6,786	27,051	Verint Systems Inc	Goldman Sachs	29,485	6,496	Viad Corp	Morgan Stanley	12,018
2,911	Vapotherm Inc	HSBC	1,666	5,547	Verint Systems Inc	HSBC	(1,831)	(7,232)	Viant Technology Inc 'A'	Bank of America Merrill Lynch	(26,494)
5,037	Varex Imaging Corp	HSBC	7,253	38,595	Verint Systems Inc	Morgan Stanley	(386)	(2,236)	Viant Technology Inc 'A'	Barclays Bank	21
24,625	Varex Imaging Corp	Morgan Stanley	(16,253)	(7,081)	VeriSign Inc	Bank of America Merrill Lynch	(1,841)	(6,597)	Viasat Inc	Bank of America Merrill Lynch	(34,832)
10,296	Varonis Systems Inc	Bank of America Merrill Lynch	38,095	8,544	VeriSign Inc	Bank of America Merrill Lynch	2,221	(3,924)	Viasat Inc	Goldman Sachs	(20,719)
33,177	Varonis Systems Inc	Barclays Bank	29,196	(2,868)	VeriSign Inc	Goldman Sachs	(746)	(1,317)	Viasat Inc	Morgan Stanley	(7,586)
9,067	Varonis Systems Inc	Goldman Sachs	33,548	3,655	Verisk Analytics Inc	Bank of America Merrill Lynch	(42)	1,672	Viasat Inc	Morgan Stanley	9,631
2,490	Varonis Systems Inc	HSBC	7,221	3,621	Verisk Analytics Inc	Barclays Bank	(4,852)	(8,386)	Viatrix Inc	Bank of America Merrill Lynch	7,631
24,025	Varonis Systems Inc	Morgan Stanley	21,142	4,725	Verisk Analytics Inc	Goldman Sachs	(520)				
(25,337)	Vaxart Inc	Barclays Bank	(6,841)	7,075	Verisk Analytics Inc	HSBC	(38,612)				
(5,716)	Vaxart Inc	Goldman Sachs	(1,086)	14,257	Verisk Analytics Inc	Morgan Stanley	(19,104)				
(18,643)	Vaxcyte Inc	Barclays Bank	(6,525)	(5,136)	Veritex Holdings Inc	Bank of America Merrill Lynch	1,541				
(1,778)	Vaxcyte Inc	Morgan Stanley	465	(7,000)	Veritex Holdings Inc	Barclays Bank	3,640				
				(24,239)	Veritex Holdings Inc	Goldman Sachs	7,272				
				(20,845)	Veritex Holdings Inc	HSBC	(4,586)				

ブラックロック・ストラテジック・ファンズ ブラックロック・アメリカズ・ダイバーシファイド・エクイティ・アブソルート・リターン・ファンド

保有高	銘柄	取引相手	未実現評価増益/(損) (米ドル)	保有高	銘柄	取引相手	未実現評価増益/(損) (米ドル)	保有高	銘柄	取引相手	未実現評価増益/(損) (米ドル)
(8,914)	Viatrix Inc	Barclays Bank	1,070	(1,451)	Virgin Galactic Holdings Inc	Barclays Bank	(6,297)	2,328	Vor BioPharma Inc	HSBC	(2,538)
(65,352)	Viatrix Inc	Goldman Sachs	59,470					454	Vor BioPharma Inc	Morgan Stanley	440
(7,715)	Viatrix Inc	HSBC	3,790	(381)	Virgin Galactic Holdings Inc	Goldman Sachs	(5,559)	1,399	Vornado Realty Trust (REIT)	Barclays Bank	532
26,006	Viavi Solutions Inc	Bank of America	28,867	(145,558)	VirnetX Holding Corp	Goldman Sachs	(11,645)	(2,498)	Vornado Realty Trust (REIT)	Goldman Sachs	(2,898)
100,203	Viavi Solutions Inc	Barclays Bank	27,055	13,083	Virtu Financial Inc 'A'	Barclays Bank	20,409	(2,939)	Vornado Realty Trust (REIT)	HSBC	(2,263)
10,591	Viavi Solutions Inc	Goldman Sachs	11,756	7,207	Virtu Financial Inc 'A'	Goldman Sachs	10,306				
(23,089)	Viavi Solutions Inc	HSBC	(31,170)	(1,136)	Virtu Financial Inc 'A'	HSBC	(2,454)	(4,365)	Vornado Realty Trust (REIT)	Morgan Stanley	(1,659)
93,021	Viavi Solutions Inc	Morgan Stanley	25,115	4,899	Virtu Financial Inc 'A'	HSBC	7,500	7,758	VOXX International Corp	Bank of America	4,500
10,541	VICI Properties Inc (REIT)	Bank of America	(632)	(8,964)	Virtu Financial Inc 'A'	Morgan Stanley	(13,984)	7,589	Voya Financial Inc	Merrill Lynch	(22,995)
20,955	VICI Properties Inc (REIT)	Barclays Bank	(5,449)	9,712	Virtu Financial Inc 'A'	Morgan Stanley	15,151	17,048	Voya Financial Inc	Barclays Bank	(13,809)
4,835	VICI Properties Inc (REIT)	Goldman Sachs	(290)	275	Virtus Investment Partners Inc	Merrill Lynch	2,112	8,600	Voya Financial Inc	Goldman Sachs	(26,058)
21,096	VICI Properties Inc (REIT)	HSBC	(3,165)	1,007	Virtus Investment Partners Inc	Barclays Bank	2,383	20,271	Voya Financial Inc	HSBC	(61,016)
(3,481)	Vicor Corp	Bank of America	(39,683)	296	Virtus Investment Partners Inc	Goldman Sachs	2,273	23,437	Voya Financial Inc	Morgan Stanley	(18,984)
(6,292)	Vicor Corp	Barclays Bank	(18,247)	2,435	Virtus Investment Partners Inc	Morgan Stanley	6,550	(17,367)	Voyager Therapeutics Inc	Bank of America	4,863
(23,599)	Vicor Corp	Goldman Sachs	(269,029)	7,332	Visa Inc 'A'	Morgan Stanley	(9,066)	(16,684)	Voyager Therapeutics Inc	Merrill Lynch	(2,503)
(1,481)	Vicor Corp	Morgan Stanley	(4,295)	(109,988)	Vishay Intertechnology Inc	Morgan Stanley	19,798	(15,333)	Voyager Therapeutics Inc	Goldman Sachs	4,293
(20,762)	Vidder Water Resources Inc	Bank of America	(9,551)	(7,389)	Vishay Precision Group Inc	Morgan Stanley	9,015	(12,864)	Voyager Therapeutics Inc	HSBC	(1,930)
(60,213)	Vidder Water Resources Inc	Goldman Sachs	(27,698)	(1,649)	Visteon Corp	Bank of America	(13,802)	(5,325)	Voyager Therapeutics Inc	Morgan Stanley	(799)
(7,837)	Vidder Water Resources Inc	HSBC	(8,699)	(2,882)	Visteon Corp	Barclays Bank	(28,474)	(6,477)	Vroom Inc	Bank of America	(26,297)
(48,887)	Viemed Healthcare Inc	Barclays Bank	52,804	(618)	Visteon Corp	Goldman Sachs	(5,173)	(1,816)	Vroom Inc	Barclays Bank	(200)
14,834	ViewRay Inc	Barclays Bank	(1,928)	(8,738)	Vistra Corp	Bank of America	(2,185)	(9,122)	Vroom Inc	HSBC	(53,774)
5,848	ViewRay Inc	Goldman Sachs	2,602	(5,354)	Vistra Corp	Barclays Bank	2,623	6,769	VSE Corp	Bank of America	27,888
7,510	ViewRay Inc	HSBC	5,182	(2,453)	Vistra Corp	Goldman Sachs	(613)	1,883	VSE Corp	Merrill Lynch	7,758
(39,118)	Viking Therapeutics Inc	Barclays Bank	24,644	(34,970)	Vistra Corp	Morgan Stanley	17,135	5,256	Vulcan Materials Co	Bank of America	(34,788)
(31,394)	Village Super Market Inc 'A'	Bank of America	40,812	22,357	Vital Farms Inc	Barclays Bank	24,816	4,816	Vulcan Materials Co	HSBC	(35,831)
(28,740)	Village Super Market Inc 'A'	Barclays Bank	5,689	1,016	Vital Farms Inc	Goldman Sachs	1,030	7,626	Vulcan Materials Co	Morgan Stanley	(10,295)
(19,625)	Village Super Market Inc 'A'	Goldman Sachs	25,513	1,389	Vital Farms Inc	HSBC	1,583	(6,630)	Vuzix Corp	Barclays Bank	(6,962)
(5,390)	Village Super Market Inc 'A'	HSBC	6,899	(18,542)	Vivint Smart Home Inc	Barclays Bank	(11,867)	(8,953)	VMNE Therapeutics Inc	Barclays Bank	(3,581)
(8,139)	Village Super Market Inc 'A'	Morgan Stanley	1,709	(7,198)	Vivint Smart Home Inc	Goldman Sachs	(6,190)	(14,105)	VMNE Therapeutics Inc	Goldman Sachs	(4,514)
(1,095)	Vimeo Inc	Bank of America	(45,990)	(3,857)	Vivint Smart Home Inc	Morgan Stanley	(190)	3,066	W R Berkley Corp	Barclays Bank	(767)
(7,336)	Vimeo Inc	Barclays Bank	(308,112)	2,380	VMware Inc 'A'	Bank of America	(6,772)	415	W R Berkley Corp	Goldman Sachs	(589)
(560)	Vimeo Inc	Goldman Sachs	(23,520)	626	VMware Inc 'A'	Goldman Sachs	(1,863)	10,359	W R Berkley Corp	HSBC	(27,899)
411	Vimeo Inc	Goldman Sachs	17,262	2,192	VMware Inc 'A'	HSBC	(12,648)	21,120	W R Berkley Corp	Morgan Stanley	(3,249)
(15,257)	Vimeo Inc	Morgan Stanley	(640,794)	7,496	VMware Inc 'A'	Morgan Stanley	(32,233)	20,327	W&T Offshore Inc	Bank of America	(1,423)
(11,185)	Vince Holding Corp	Barclays Bank	(6,264)	17,349	Vocera Communications Inc	Morgan Stanley	(1,561)	19,014	W&T Offshore Inc	Merrill Lynch	951
(13,891)	Vince Holding Corp	Morgan Stanley	(7,779)	9,696	VolitionRX Ltd	Bank of America	—	198,070	W&T Offshore Inc	Barclays Bank	(13,865)
3,678	Vincerox Pharma Inc	Bank of America	(9,342)	5,227	VolitionRX Ltd	Barclays Bank	(209)	5,623	W&T Offshore Inc	HSBC	1,406
7,347	Vincerox Pharma Inc	Barclays Bank	(2,236)	12,853	VolitionRX Ltd	Morgan Stanley	(514)	126,442	W&T Offshore Inc	Morgan Stanley	6,322
1,398	Vincerox Pharma Inc	HSBC	(1,177)	(5,435)	Vonage Holdings Corp	Bank of America	(1,794)	19,763	Wabash National Corp	Bank of America	(23,320)
12,191	Vincerox Pharma Inc	Morgan Stanley	(3,535)	(6,702)	Vonage Holdings Corp	Barclays Bank	(469)	42,242	Wabash National Corp	Merrill Lynch	(49,846)
(32,051)	Vine Energy Inc 'A'	Bank of America	(15,949)	(8,633)	Vonage Holdings Corp	Goldman Sachs	(2,849)	30,610	Wabash National Corp	HSBC	(56,935)
(4,434)	Vine Energy Inc 'A'	Goldman Sachs	(7)	(13,124)	Vonage Holdings Corp	HSBC	(14,699)	(21,780)	Waitr Holdings Inc	Bank of America	653
(771)	Vir Biotechnology Inc	Goldman Sachs	2,143	(45,659)	Vonage Holdings Corp	Morgan Stanley	(3,196)				
(2,746)	Vir Biotechnology Inc	Morgan Stanley	4,064	14,894	Vontier Corp	Bank of America	14,149	(63,654)	Waitr Holdings Inc	Goldman Sachs	1,910
2,668	Viracta Therapeutics Inc	Barclays Bank	694		Vontier Corp	Merrill Lynch		4,369	Walgreens Boots Alliance Inc	Bank of America	(11,534)
300	Viracta Therapeutics Inc	Goldman Sachs	651	(3,180)	Vontier Corp	Barclays Bank	(1,399)	9,562	Walgreens Boots Alliance Inc	Merrill Lynch	(25,244)
(2,552)	Virgin Galactic Holdings Inc	Bank of America	(37,234)	(3,018)	Vontier Corp	HSBC	(1,811)	8,767	Walgreens Boots Alliance Inc	HSBC	(3,085)
		Merrill Lynch		(32,957)	Vontier Corp	Morgan Stanley	(14,501)				
				2,427	Vor BioPharma Inc	Bank of America	4,733				
				1,177	Vor BioPharma Inc	Merrill Lynch					
				1,134	Vor BioPharma Inc	Barclays Bank	1,142				
						Goldman Sachs	2,211				

ブラックロック・ストラテジック・ファンズ ブラックロック・アメリカズ・ダイバーシファイド・エクイティ・アブソルート・リターン・ファンド

保有高	銘柄	取引相手	未実現評価増益/(損) (米ドル)	保有高	銘柄	取引相手	未実現評価増益/(損) (米ドル)	保有高	銘柄	取引相手	未実現評価増益/(損) (米ドル)
9,498	Walgreens Boots Alliance Inc	Morgan Stanley	(20,611)	314	Watsco Inc	HSBC	972	21,818	WesBanco Inc	Barclays Bank	(2,836)
569	Walker & Dunlop Inc	Bank of America Merrill Lynch	660	5,524	Watts Water Technologies Inc 'A'	Bank of America Merrill Lynch	497	53,220	WesBanco Inc	Goldman Sachs	(41,512)
7,453	Walker & Dunlop Inc	Goldman Sachs	8,645	6,738	Watts Water Technologies Inc 'A'	Barclays Bank	22,909	28,319	WesBanco Inc	HSBC	13,876
(2,623)	Walmart Inc	Barclays Bank	(708)	(788)	Watts Water Technologies Inc 'A'	Goldman Sachs	(71)	18,747	WesBanco Inc	Morgan Stanley	(2,437)
(1,729)	Walmart Inc	HSBC	(2,092)	406	Watts Water Technologies Inc 'A'	HSBC	(1,255)	(680)	WESCO International Inc	Barclays Bank	(932)
(3,401)	Warner Music Group Corp 'A'	Bank of America Merrill Lynch	(510)	17,221	Watts Water Technologies Inc 'A'	Morgan Stanley	58,552	(4,511)	WESCO International Inc	Goldman Sachs	10,059
(14,099)	Warner Music Group Corp 'A'	Barclays Bank	(13,958)	(423)	Watts Water Technologies Inc 'A'	Morgan Stanley	(1,438)	(136)	WESCO International Inc	Morgan Stanley	(65)
(17,552)	Warner Music Group Corp 'A'	Goldman Sachs	(2,633)	(12,530)	WaVe Life Sciences Ltd	Barclays Bank	(4,761)	8,520	West BanCorp Inc	Bank of America Merrill Lynch	2,556
(8,586)	Warner Music Group Corp 'A'	Morgan Stanley	(8,500)	(1,513)	Wayfair Inc 'A'	Barclays Bank	10,773	9,616	West BanCorp Inc	Goldman Sachs	2,885
(6,547)	Warrior Met Coal Inc	Bank of America Merrill Lynch	(5,830)	(1,100)	Wayfair Inc 'A'	Morgan Stanley	7,832	1,920	West Pharmaceutical Services Inc	Barclays Bank	15,341
(27,022)	Warrior Met Coal Inc	Barclays Bank	(12,034)	(4,223)	WD-40 Co	Bank of America Merrill Lynch	(7,348)	2,497	West Pharmaceutical Services Inc	Goldman Sachs	51,962
(8,627)	Warrior Met Coal Inc	Goldman Sachs	(8,646)	316	WD-40 Co	Bank of America Merrill Lynch	938	185	West Pharmaceutical Services Inc	HSBC	54
(13,968)	Warrior Met Coal Inc	HSBC	(35,060)	(2,794)	WD-40 Co	Barclays Bank	(10,170)	1,206	West Pharmaceutical Services Inc	Morgan Stanley	9,636
(14,277)	Warrior Met Coal Inc	Morgan Stanley	(5,996)	(2,045)	WD-40 Co	Goldman Sachs	(3,559)	(1,664)	Westamerica BanCorp	Barclays Bank	383
13,216	Washington Federal Inc	Bank of America Merrill Lynch	(5,947)	240	WD-40 Co	Goldman Sachs	337	(5,300)	Westamerica BanCorp	Goldman Sachs	5,724
24,926	Washington Federal Inc	Barclays Bank	(2,493)	(2,903)	WD-40 Co	HSBC	(11,873)	(8,640)	Westamerica BanCorp	HSBC	6,221
42,472	Washington Federal Inc	Goldman Sachs	(19,112)	(4,859)	WD-40 Co	Morgan Stanley	(16,680)	(9,332)	Westamerica BanCorp	Morgan Stanley	2,146
46,200	Washington Federal Inc	Morgan Stanley	(4,620)	15,016	Webster Financial Corp	Barclays Bank	1,952	4,893	Western Alliance Bancorp	Barclays Bank	7,193
19,790	Washington Real Estate Investment Trust (REIT)	Bank of America Merrill Lynch	17,217	18,247	Webster Financial Corp	Goldman Sachs	(12,407)	(1,987)	Western Alliance Bancorp	HSBC	9,875
74,238	Washington Real Estate Investment Trust (REIT)	Barclays Bank	25,241	12,265	Webster Financial Corp	Morgan Stanley	1,542	(6,289)	Western Alliance Bancorp	Morgan Stanley	(9,245)
19,934	Washington Real Estate Investment Trust (REIT)	Goldman Sachs	9,250	(5,220)	WEC Energy Group Inc	Bank of America Merrill Lynch	9,657	2,735	Western Alliance Bancorp	Morgan Stanley	4,020
9,817	Washington Real Estate Investment Trust (REIT)	HSBC	8,136	1,731	WEC Energy Group Inc	Barclays Bank	(110)	(65,967)	Western Asset Mortgage Capital Corp (REIT)	Bank of America Merrill Lynch	(7,916)
14,111	Washington Trust Bancorp Inc	Barclays Bank	25,823	(1,631)	WEC Energy Group Inc	Goldman Sachs	3,017	(24,823)	Western Asset Mortgage Capital Corp (REIT)	Goldman Sachs	(2,979)
9,575	Washington Trust Bancorp Inc	Goldman Sachs	10,820	1,575	WEC Energy Group Inc	Goldman Sachs	(113)	(12,814)	Western Digital Corp	Bank of America Merrill Lynch	15,070
791	Washington Trust Bancorp Inc	HSBC	2,041	(8,952)	WEC Energy Group Inc	HSBC	47,893	(9,900)	Western Digital Corp	Barclays Bank	(13,068)
45,117	Washington Trust Bancorp Inc	Morgan Stanley	82,564	(36,028)	WEC Energy Group Inc	Morgan Stanley	52,241	(23,796)	Western Digital Corp	Goldman Sachs	(19,668)
572	Waste Connections Inc	Bank of America Merrill Lynch	(309)	(16,068)	Weingarten Realty Investors (REIT)	Bank of America Merrill Lynch	(9,858)	(4,843)	Western Digital Corp	Morgan Stanley	(6,393)
2,276	Waste Connections Inc	Barclays Bank	1,320	(90,720)	Weingarten Realty Investors (REIT)	Barclays Bank	(87,091)	(36,338)	Western New England Bancorp Inc	Bank of America Merrill Lynch	1,454
375	Waste Connections Inc	HSBC	(818)	(12,485)	Weingarten Realty Investors (REIT)	Goldman Sachs	(8,192)	(5,658)	Western New England Bancorp Inc	Barclays Bank	(566)
14,627	Waste Connections Inc	Morgan Stanley	8,483	(20,252)	Weingarten Realty Investors (REIT)	Morgan Stanley	(18,070)	(10,087)	Western New England Bancorp Inc	Goldman Sachs	403
2,514	Waste Management Inc	Bank of America Merrill Lynch	2,350	17,305	Weis Markets Inc	Morgan Stanley	(14,017)	(7,453)	Western Union Co	Barclays Bank	1,714
(19,525)	Waste Management Inc	Goldman Sachs	16,206	8,252	Welbilt Inc	Bank of America Merrill Lynch	32,018	(10,929)	Western Union Co	HSBC	14,536
2,767	Waste Management Inc	Goldman Sachs	735	21,905	Welbilt Inc	Barclays Bank	112,154	(4,095)	Westinghouse Air Brake Technologies Corp	Bank of America Merrill Lynch	(9,584)
(7,363)	Waste Management Inc	HSBC	18,997	11,434	Wells Fargo & Co	Barclays Bank	5,488	(2,406)	Westinghouse Air Brake Technologies Corp	Barclays Bank	(4,086)
(8,882)	Waste Management Inc	Morgan Stanley	3,819	(7,787)	Wells Fargo & Co	Barclays Bank	(3,738)	2,742	Westinghouse Air Brake Technologies Corp	Barclays Bank	5,100
219	Waters Corp	Bank of America Merrill Lynch	1,720	(788)	Wells Fargo & Co	Goldman Sachs	930	(4,545)	Westinghouse Air Brake Technologies Corp	Goldman Sachs	(10,726)
1,147	Waters Corp	Barclays Bank	5,792	7,805	Welltower Inc (REIT)	Morgan Stanley	859	(5,642)	Westinghouse Air Brake Technologies Corp	HSBC	(10,720)
399	Waters Corp	Goldman Sachs	5,311	1,734	Wendy's Co	Bank of America Merrill Lynch	(35)	(20,102)	Westinghouse Air Brake Technologies Corp	Morgan Stanley	(31,649)
(1,226)	Waters Corp	Goldman Sachs	(16,318)	2,210	Wendy's Co	Barclays Bank	(66)				
(1,133)	Waters Corp	Morgan Stanley	(5,722)	54,718	Wendy's Co	Goldman Sachs	(1,094)				
(32,703)	Waterstone Financial Inc	Morgan Stanley	327	44,276	Wendy's Co	Morgan Stanley	(1,328)				
1,552	Watsco Inc	Bank of America Merrill Lynch	(6,474)	5,526	Werner Enterprises Inc	Bank of America Merrill Lynch	(3,260)				
530	Watsco Inc	Barclays Bank	2,947	33,007	Werner Enterprises Inc	Barclays Bank	(15,787)				
3,334	Watsco Inc	Goldman Sachs	(18,970)	13,990	Werner Enterprises Inc	Goldman Sachs	(8,254)				
				7,152	Werner Enterprises Inc	HSBC	(6,580)				
				83,034	Werner Enterprises Inc	Morgan Stanley	(44,008)				
				4,571	WesBanco Inc	Bank of America Merrill Lynch	(3,565)				

ブラックロック・ストラテジック・ファンズ ブラックロック・アメリカズ・ダイバーシファイド・エクイティ・アブソルート・リターン・ファンド

保有高	銘柄	取引相手	未実現損益(株) (米ドル)	保有高	銘柄	取引相手	未実現損益(株) (米ドル)	保有高	銘柄	取引相手	未実現損益(株) (米ドル)
6,564	Westlake Chemical Corp	Bank of America Merrill Lynch	(27,109)	16,999	Whole Earth Brands Inc	HSBC	(9,179)	(6,354)	Wolverine World Wide Inc	Goldman Sachs	10,276
691	Westlake Chemical Corp	Barclays Bank	(87)	38,299	Whole Earth Brands Inc	Morgan Stanley	1,915	(8,200)	Wolverine World Wide Inc	Morgan Stanley	1,476
3,228	Westlake Chemical Corp	Goldman Sachs	(13,332)	7,098	WideOpenWest Inc	Bank of America Merrill Lynch	7,311	2,770	Woodward Inc	Goldman Sachs	14,875
2,866	Westlake Chemical Corp	HSBC	(4,418)	(7,926)	Willdan Group Inc	Barclays Bank	6,579	13,950	Woodward Inc	Morgan Stanley	65,007
2,475	Westlake Chemical Corp	Morgan Stanley	—	(2,890)	Willdan Group Inc	Goldman Sachs	7,283	92	Workday Inc 'A'	Bank of America Merrill Lynch	(499)
(20,356)	Westrock Co	Bank of America Merrill Lynch	71,042	(10,770)	Willdan Group Inc	HSBC	6,354	338	Workday Inc 'A'	Barclays Bank	(1,785)
(11,612)	Westrock Co	Barclays Bank	(697)	(14,989)	Willdan Group Inc	Morgan Stanley	12,441	(1,600)	Workday Inc 'A'	Barclays Bank	8,448
(3,968)	Westrock Co	Goldman Sachs	13,848	(4,547)	Williams Cos Inc	Barclays Bank	773	1,864	Workday Inc 'A'	Goldman Sachs	(1,469)
9,782	Westwater Resources Inc	HSBC	4,304	(1,210)	Williams-Sonoma Inc	Bank of America Merrill Lynch	2,118	(3,260)	Workday Inc 'A'	Goldman Sachs	2,380
18,357	Westwood Holdings Group Inc	Goldman Sachs	(11,198)	3,005	Williams-Sonoma Inc	Barclays Bank	13,823	449	Workday Inc 'A'	HSBC	140
11,267	Westwood Holdings Group Inc	Morgan Stanley	(1,915)	3,142	Williams-Sonoma Inc	Morgan Stanley	14,453	4,076	Workday Inc 'A'	Morgan Stanley	(21,521)
3,277	WEX Inc	Bank of America Merrill Lynch	25,721	(806)	Willis Lease Finance Corp	Goldman Sachs	(282)	(557)	Workday Inc 'A'	Morgan Stanley	2,941
434	WEX Inc	Barclays Bank	872	(2,474)	Willis Lease Finance Corp	HSBC	3,934	(11,093)	Workhorse Group Inc	Bank of America Merrill Lynch	(12,424)
330	WEX Inc	Goldman Sachs	2,653	(1,303)	Willis Lease Finance Corp	Morgan Stanley	1,955	(17,328)	Workhorse Group Inc	Barclays Bank	(18,368)
(2,102)	WEX Inc	HSBC	862	(25)	Willis Towers Watson Plc	Barclays Bank	39	(1,398)	Workiva Inc	Bank of America Merrill Lynch	(6,990)
350	WEX Inc	HSBC	(144)	(109)	Willis Towers Watson Plc	Goldman Sachs	506	(4,830)	Workiva Inc	Barclays Bank	1,932
(2,106)	WEX Inc	Morgan Stanley	(5,328)	(710)	Willis Towers Watson Plc	Morgan Stanley	1,108	(10,045)	Workiva Inc	Goldman Sachs	(50,225)
1,191	WEX Inc	Morgan Stanley	3,013	14,182	WillScot Mobile Mini Holdings Corp	Bank of America Merrill Lynch	17,018	(1,157)	Workiva Inc	HSBC	(6,942)
(3,097)	Weyco Group Inc	Bank of America Merrill Lynch	3,716	8,064	WillScot Mobile Mini Holdings Corp	Barclays Bank	403	(12,520)	Workiva Inc	Morgan Stanley	5,008
(5,501)	Weyco Group Inc	Barclays Bank	6,436	18,287	WillScot Mobile Mini Holdings Corp	Goldman Sachs	14,706	(6,020)	World Acceptance Corp	Barclays Bank	(20,950)
(9,164)	Weyco Group Inc	Goldman Sachs	10,997	8,617	WillScot Mobile Mini Holdings Corp	HSBC	8,919	(425)	World Acceptance Corp	Goldman Sachs	(2,852)
(2,718)	Weyerhaeuser Co (REIT)	Bank of America Merrill Lynch	299	79,223	WillScot Mobile Mini Holdings Corp	Morgan Stanley	4,128	(197)	World Acceptance Corp	Morgan Stanley	(686)
(2,175)	Weyerhaeuser Co (REIT)	Barclays Bank	(1,762)	2,831	Wingstop Inc	Bank of America Merrill Lynch	26,810	11,735	World Fuel Services Corp	Bank of America Merrill Lynch	(10,877)
928	Weyerhaeuser Co (REIT)	HSBC	(2,626)	1,661	Wingstop Inc	Barclays Bank	731	19,135	World Fuel Services Corp	Barclays Bank	(37,313)
(39,487)	Weyerhaeuser Co (REIT)	Morgan Stanley	(31,984)	1,114	Wingstop Inc	Goldman Sachs	10,550	9,284	World Fuel Services Corp	Goldman Sachs	(34,613)
467	Whirlpool Corp	Bank of America Merrill Lynch	(3,937)	222	Wingstop Inc	HSBC	2,302	1,661	World Fuel Services Corp	Morgan Stanley	(1,247)
(1,149)	Whirlpool Corp	Bank of America Merrill Lynch	5,269	1,549	Wingstop Inc	Morgan Stanley	682	(2,949)	World Wrestling Entertainment Inc 'A'	Bank of America Merrill Lynch	(5,721)
4,714	Whirlpool Corp	Barclays Bank	9,852	(2,401)	Winmark Corp	Bank of America Merrill Lynch	2,113	(4,194)	World Wrestling Entertainment Inc 'A'	Barclays Bank	5,393
(4,337)	Whirlpool Corp	Barclays Bank	(9,064)	(4,226)	Winmark Corp	Barclays Bank	19,693	(11,011)	World Wrestling Entertainment Inc 'A'	HSBC	964
(1,359)	Whirlpool Corp	Goldman Sachs	11,456	(1,863)	Winmark Corp	Goldman Sachs	1,639	(698)	World Wrestling Entertainment Inc 'A'	Morgan Stanley	1,452
(33)	White Mountains Insurance Group Ltd	Barclays Bank	115	(1,285)	Winmark Corp	HSBC	(386)	3,068	World Wrestling Entertainment Inc 'A'	Bank of America Merrill Lynch	(10,493)
(524)	White Mountains Insurance Group Ltd	Goldman Sachs	(1,747)	(195)	Winmark Corp	Morgan Stanley	909	18,581	World Wrestling Entertainment Inc 'A'	Industries Inc	Merrill Lynch
(180)	White Mountains Insurance Group Ltd	HSBC	3,761	(4,215)	Winnebago Industries Inc	Barclays Bank	(19,937)	35,914	Worthington Industries Inc	Industries Inc	Goldman Sachs
(134)	White Mountains Insurance Group Ltd	Morgan Stanley	2,227	6,147	Wintrust Financial Corp	Bank of America Merrill Lynch	(2,582)	(13,813)	Worthington Industries Inc	Morgan Stanley	8,979
31,473	Whitestone REIT (REIT)	Bank of America Merrill Lynch	(16,681)	11,817	Wintrust Financial Corp	Goldman Sachs	(4,963)	(3,125)	WP Carey Inc (REIT)	Bank of America Merrill Lynch	(22,239)
72,683	Whitestone REIT (REIT)	Barclays Bank	(10,176)	10,713	Wintrust Financial Corp	HSBC	22,390	(13,392)	WP Carey Inc (REIT)	HSBC	(1,313)
52,414	Whitestone REIT (REIT)	Goldman Sachs	(27,779)	91,885	WisdomTree Investments Inc	HSBC	4,594	4,322	WP Carey Inc (REIT)	Morgan Stanley	2,009
64,165	Whitestone REIT (REIT)	HSBC	(57,749)	22,081	WisdomTree Investments Inc	Morgan Stanley	(1,987)	(17,998)	WP Carey Inc (REIT)	Morgan Stanley	(648)
55,959	Whitestone REIT (REIT)	Morgan Stanley	(7,834)	(2,245)	Wix.com Ltd	Barclays Bank	(28,399)	548	WSFS Financial Corp	Goldman Sachs	8,639
(544)	Whiting Petroleum Corp	Bank of America Merrill Lynch	(3,862)	711	Wix.com Ltd	Goldman Sachs	24,942	423	WW Grainger Inc	Bank of America Merrill Lynch	(2,691)
(11,278)	Whiting Petroleum Corp	Goldman Sachs	(80,074)	(568)	Wix.com Ltd	HSBC	12,343	4,347	WW Grainger Inc	Barclays Bank	909
9,930	Whole Earth Brands Inc	Bank of America Merrill Lynch	3,972	(2,785)	Wolverine World Wide Inc	Bank of America Merrill Lynch	612	3,335	WW Grainger Inc	HSBC	(21,344)
				(26,605)	Wolverine World Wide Inc	Barclays Bank	4,789	298	WW Grainger Inc	Morgan Stanley	(40,220)
								(8,850)	WW International Inc	Bank of America Merrill Lynch	641
								(2,292)	WW International Inc	Barclays Bank	(19,072)
								(8,175)	WW International Inc	Goldman Sachs	(3,644)
											(17,617)

ブラックロック・ストラテジック・ファンズ ブラックロック・アメリカズ・ダイバーシファイド・エクイティ・アブソルート・リターン・ファンド

保有高	銘柄	取引相手	未実現評価増/減 (米ドル)	保有高	銘柄	取引相手	未実現評価増/減 (米ドル)	保有高	銘柄	取引相手	未実現評価増/減 (米ドル)
9,646	Wyndham Hotels & Resorts Inc	Bank of America Merrill Lynch	(675)	14,975	Xylem Inc	HSBC	(25,158)	1,258	Zentalis Pharmaceuticals LLC	Morgan Stanley	(1,635)
5,218	Wyndham Hotels & Resorts Inc	Barclays Bank	1,826	22,612	Xylem Inc	Morgan Stanley	50,199	1,891	Zillow Group Inc 'C'	Morgan Stanley	8,301
21,306	Wyndham Hotels & Resorts Inc	Goldman Sachs	(1,491)	(2,885)	Yandex NV 'A'	Morgan Stanley	(2,539)	(8,026)	Zimmer Biomet Holdings Inc	Bank of America Merrill Lynch	(20,226)
117	Wyndham Hotels & Resorts Inc	HSBC	216	(39,936)	Yellow Corp	Barclays Bank	(5,192)	(289)	Zimmer Biomet Holdings Inc	Barclays Bank	(136)
14,632	Wyndham Hotels & Resorts Inc	Morgan Stanley	5,121	(5,294)	Yellow Corp	Morgan Stanley	12	(626)	Zimmer Biomet Holdings Inc	HSBC	2,266
1,117	Wynn Resorts Ltd	Bank of America Merrill Lynch	7,975	3,676	Yelp Inc	Bank of America Merrill Lynch	2,262	(891)	Zimmer Biomet Holdings Inc	Morgan Stanley	(419)
12,435	Wynn Resorts Ltd	Barclays Bank	29,968	8,394	Yelp Inc	Barclays Bank	9,905	8,421	Zions Bancorp NA	Barclays Bank	2,947
3,563	Wynn Resorts Ltd	Goldman Sachs	25,440	1,969	Yelp Inc	Goldman Sachs	2,476	(3,546)	Zions Bancorp NA	Goldman Sachs	8,475
1,820	Wynn Resorts Ltd	HSBC	11,175	10,281	Yelp Inc	Morgan Stanley	12,132	(1,328)	Zions Bancorp NA	HSBC	1,381
1,800	Wynn Resorts Ltd	Morgan Stanley	4,338	(2,243)	YETI Holdings Inc	Bank of America Merrill Lynch	(3,566)	29,814	Zions Bancorp NA	Morgan Stanley	10,435
9,744	X4 Pharmaceuticals Inc	Bank of America Merrill Lynch	19,585	(3,694)	YETI Holdings Inc	Barclays Bank	(443)	(3,895)	Zions Bancorp NA	Morgan Stanley	(1,363)
7,804	X4 Pharmaceuticals Inc	Barclays Bank	8,584	(3,844)	YETI Holdings Inc	Goldman Sachs	(6,112)	(116,251)	ZIOPHARM Oncology Inc	Barclays Bank	1,163
7,084	X4 Pharmaceuticals Inc	Goldman Sachs	14,239	872	YETI Holdings Inc	Goldman Sachs	191	(23,766)	Zix Corp	Barclays Bank	2,371
3,686	X4 Pharmaceuticals Inc	HSBC	5,529	52,919	Yext Inc	Barclays Bank	69,213	(12,963)	Zix Corp	Goldman Sachs	(389)
6,224	X4 Pharmaceuticals Inc	Morgan Stanley	6,846	2,981	Yext Inc	Goldman Sachs	5,604	(17,091)	Zix Corp	HSBC	(5,555)
(21,459)	XBiotech Inc	Barclays Bank	(2,146)	9,983	Yext Inc	HSBC	18,932	(40,433)	Zix Corp	Morgan Stanley	4,043
(1,759)	XBiotech Inc	HSBC	(457)	45,438	Yext Inc	Morgan Stanley	84,969	1,678	Zoetis Inc	Bank of America Merrill Lynch	10,756
21,628	Xcel Energy Inc	Bank of America Merrill Lynch	1,730	5,725	Y-mAbs	Bank of America Merrill Lynch	13,912	1,102	Zoetis Inc	Barclays Bank	309
10,050	Xcel Energy Inc	Barclays Bank	(7,940)	2,565	Y-mAbs	Barclays Bank	359	12,692	Zoetis Inc	Morgan Stanley	3,554
10,568	Xcel Energy Inc	HSBC	(18,071)	1,759	Y-mAbs	Goldman Sachs	4,274	9,861	Zogenix Inc	Bank of America Merrill Lynch	(14,397)
23,944	Xcel Energy Inc	Morgan Stanley	(18,916)	5,748	Y-mAbs	Morgan Stanley	805	16,590	Zogenix Inc	Barclays Bank	(2,323)
(6,760)	Xencor Inc	Bank of America Merrill Lynch	1,829	(9,274)	York Water Co	Bank of America Merrill Lynch	(20,959)	38,248	Zogenix Inc	Goldman Sachs	(49,481)
(7,314)	Xenia Hotels & Resorts Inc (REIT)	Morgan Stanley	(6,656)	(25,763)	York Water Co	Barclays Bank	(20,610)	15,174	Zogenix Inc	HSBC	(17,905)
4,938	Xeris Pharmaceuticals Inc	Goldman Sachs	(1,778)	(13,109)	York Water Co	Goldman Sachs	(29,626)	(1,359)	Zoom Video Communications Inc 'A'	Merrill Lynch	(29,128)
6,588	Xeris Pharmaceuticals Inc	HSBC	(922)	(3,117)	York Water Co	Morgan Stanley	(711)	(604)	Zoom Video Communications Inc 'A'	Barclays Bank	(6,022)
7,373	Xeris Pharmaceuticals Inc	Morgan Stanley	(1,106)	(7,228)	Yum China Holdings Inc	Goldman Sachs	(30,213)	(542)	Zoom Video Communications Inc 'A'	Goldman Sachs	(8,653)
5,361	Xerox Holdings Corp	Bank of America Merrill Lynch	(4,610)	(851)	Yum China Holdings Inc	HSBC	(5,863)	(2,182)	Zoom Video Communications Inc 'A'	HSBC	(89,587)
13,817	Xerox Holdings Corp	Barclays Bank	(6,080)	(13,218)	Yum China Holdings Inc	Morgan Stanley	(33,045)	(609)	Zoom Video Communications Inc 'A'	Morgan Stanley	(6,072)
4,933	Xerox Holdings Corp	Goldman Sachs	(3,149)	(33,002)	Yum! Brands Inc	Bank of America Merrill Lynch	(43,563)	572	Zoominfo Technologies Inc 'A'	Bank of America	1,449
948	Xerox Holdings Corp	HSBC	20	(21,115)	Yum! Brands Inc	Barclays Bank	11,014	(1,504)	Zoominfo Technologies Inc 'A'	Merrill Lynch	(1,459)
39,929	Xerox Holdings Corp	Morgan Stanley	(17,743)	(26,003)	Yum! Brands Inc	Goldman Sachs	(34,324)	(26,573)	Zoominfo Technologies Inc 'A'	Barclays Bank	(2,254)
(20,536)	XOMA Corp	Barclays Bank	616	(1,517)	Yum! Brands Inc	HSBC	413	567	Zoominfo Technologies Inc 'A'	Morgan Stanley	(3,454)
(2,931)	XOMA Corp	Morgan Stanley	88	(3,554)	Yumanity Therapeutics Inc	Morgan Stanley	834	115	Zscaler Inc	Bank of America Merrill Lynch	3,556
(4,927)	XPEL Inc	Bank of America Merrill Lynch	(25,620)	(1,013)	Yumanity Therapeutics Inc	Barclays Bank	(4,869)	(17,339)	Zvonzo Inc	Barclays Bank	109,494
(1,441)	XPEL Inc	Barclays Bank	(7,320)	(25,209)	ZAGG Inc*	Bank of America Merrill Lynch	(2,244)	(26,573)	Zvonzo Inc	Morgan Stanley	21,414
(2,579)	XPEL Inc	Goldman Sachs	(13,411)	(18,879)	ZAGG Inc*	Goldman Sachs	—	9,510	Zvonzo Inc	Morgan Stanley	198,741
(2,340)	Xperi Holding Corp	Bank of America Merrill Lynch	(1,287)	(10,414)	ZAGG Inc*	HSBC	(937)	3,607	Zuora Inc 'A'	Barclays Bank	6,312
(10,735)	Xperi Holding Corp	Barclays Bank	(6,130)	136	Zebra Technologies Corp 'A'	Bank of America Merrill Lynch	2,045	66,147	Zuora Inc 'A'	Bank of America Merrill Lynch	58,209
(2,391)	Xperi Holding Corp	Goldman Sachs	(1,315)	1,248	Zebra Technologies Corp 'A'	Barclays Bank	(5,704)	17,878	Zynerba Pharmaceuticals Inc	Barclays Bank	(10,617)
(14,231)	Xperi Holding Corp	HSBC	(15,369)	1,013	Zebra Technologies Corp 'A'	Goldman Sachs	15,236	(10,617)			
(17,997)	Xperi Holding Corp	Morgan Stanley	(14,578)	1,013	Zebra Technologies Corp 'A'	HSBC	1,697				
2,232	XPO Logistics Inc	Bank of America Merrill Lynch	4,053	(9,640)	Zedge Inc 'B'	Barclays Bank	(11,375)				
3,223	XPO Logistics Inc	Barclays Bank	5,398	2,877	Zendes Inc	Bank of America Merrill Lynch	12,688				
2,178	XPO Logistics Inc	HSBC	4,291	1,348	Zendes Inc	Barclays Bank	(350)				
(1,557)	XPO Logistics Inc	Morgan Stanley	(4,951)	12,586	Zendes Inc	Morgan Stanley	(3,272)				
1,907	Xylem Inc	Bank of America Merrill Lynch	1,106								
3,680	Xylem Inc	Barclays Bank	8,170								

ブラックロック・ストラテジック・ファンズ ブラックロック・アメリカズ・ダイバーシファイド・エクイティ・アブソルート・リターン・ファンド

保有高	銘柄	取引相手	未実現純評価益/(損) (米ドル)	保有高	銘柄	取引相手	未実現純評価益/(損) (米ドル)	保有高	銘柄	取引相手	未実現純評価益/(損) (米ドル)
(2,515)	Zynerba Pharmaceuticals Inc	Goldman Sachs	(2,993)	7,124	Zynga Inc 'A'	Bank of America Merrill Lynch	4,987	2,450	Zynga Inc 'A'	Morgan Stanley	1,103 (8,620)
(11,987)	Zynerba Pharmaceuticals Inc	HSBC	(18,100)	16,899	Zynga Inc 'A'	Barclays Bank	7,605	(19,156)	Zynga Inc 'A'	Morgan Stanley	(2,925,274)
2,491	Zynex Inc	Barclays Bank	1,320	8,234	Zynga Inc 'A'	Goldman Sachs	5,764	合計(基礎となるエクスポージャー総額 - 4,863,663,088米ドル)			(2,417,136)
4,133	Zynex Inc	Goldman Sachs	5,786	(52,267)	Zynga Inc 'A'	Goldman Sachs	(36,587)	* 公正価値調整の対象である有価証券。			
				80,398	Zynga Inc 'A'	HSBC	41,003				

未決済先渡為替予約(2021年5月31日現在)

通貨	買予約	通貨	売予約	取引相手	期日	未実現純評価益/(損) (米ドル)
デリバティブ金融商品						
未決済先渡為替予約						
ヘッジを使用したスイス・フラン建投資証券クラス						
CHF	452,939	USD	498,794	State Street Bank & Trust Company	15/6/2021	4,389
USD	20,005	CHF	17,986	State Street Bank & Trust Company	15/6/2021	22
						4,411
ヘッジを使用したユーロ建投資証券クラス						
EUR	269,269,745	USD	325,601,191	State Street Bank & Trust Company	15/6/2021	3,097,500
USD	6,987,591	EUR	5,723,029	State Street Bank & Trust Company	15/6/2021	1,467
						3,098,967
ヘッジを使用した英ポンド建投資証券クラス						
GBP	16,138	USD	22,456	State Street Bank & Trust Company	15/6/2021	411
USD	332	GBP	235	State Street Bank & Trust Company	15/6/2021	—
						411
ヘッジを使用した日本円建投資証券クラス						
JPY	19,809,328,206	USD	181,558,355	State Street Bank & Trust Company	15/6/2021	(864,966)
USD	6,570,423	JPY	715,458,412	State Street Bank & Trust Company	15/6/2021	44,275
						(820,691)
ヘッジを使用したスウェーデン・クローネ建投資証券クラス						
SEK	316,922,995	USD	37,761,564	State Street Bank & Trust Company	15/6/2021	463,007
USD	543,915	SEK	4,509,642	State Street Bank & Trust Company	15/6/2021	1
						463,008
合計(基礎となるエクスポージャー総額 - 562,219,201米ドル)						2,746,106

ピクテTRーアトラスHI-JPYクラス(円建て円ヘッジ)

2020年12月31日決算

●当ファンドの仕組みは次の通りです。

形 態	外国籍投資法人
主 要 投 資 対 象	世界各国の株式(DR(預託証券)を含みます。)を実質的な主要投資対象とします。
運 用 方 針	ファンドは世界各国の金融商品取引所に上場している企業の株式(DR(預託証券)を含みます。)へのロング・ショート戦略での投資によって長期的な絶対リターンを追求し、信託財産の成長を目指して運用を行います。
管 理 会 社	ピクテ・アセット・マネジメント(ヨーロッパ)エス・エイ
投 資 顧 問 会 社	ピクテ・アセット・マネジメント・エス・エイ ピクテ・アセット・マネジメント・リミテッド
受 託 会 社	BNP パリバ・セキュリティー・サービシズ、ルクセンブルグ・ブランチ
保 管 受 託 銀 行 管 理 事 務 代 行 会 社	BNP パリバ・セキュリティー・サービシズ、ルクセンブルグ・ブランチ

*作成時点において、入手可能な直前計算期間の年次報告書をもとに作成いたしております。

運用計算書および純資産変動計算書

(2020年12月31日に終了する計測期間)

(ユーロ)

期首純資産	482,913,969.80
収益	
配当(純額)	6,089,064.97
債券に係る利息(純額)	0.00
スワップ契約に係る利息	0.00
クレジット・デフォルト・スワップ契約に係る利息	0.00
証券貸付に係る利息	0.00
銀行利息	(1,251,955.04)
その他収益	17,081.85
	4,854,191.78
費用	
運用報酬	7,393,839.56
成功報酬	18,191,848.16
預託費用、銀行手数料および利息	1,259,481.75
専門家報酬、監査報酬およびその他費用	99,933.32
サービス料	2,005,329.76
税金の支払い	283,916.71
取引費用	3,285,194.72
スワップ契約に係る支払利息	0.00
差金決済取引に係る支払配当金	2,713,514.98
クレジット・デフォルト・スワップ契約に係るプレミアム	2,412.60
	35,235,471.56
純投資損失	(30,381,279.78)
当期実現純損益	
投資有価証券売却	84,814,950.55
外国為替	218,484.03
オプション契約	10,972,334.49
外国為替先渡契約	(15,825,237.00)
先渡契約	(9,263,896.28)
クレジット・デフォルト・スワップ契約	0.00
金利スワップ契約	0.00
トータル・リターン・スワップ契約	0.00
当期実現純損益	40,535,356.01
純未実現評価損益の変動額	
投資有価証券	10,936,933.50
オプション契約	(121,842.44)
外国為替先渡契約	339,000.16
先渡契約	4,856,642.38
クレジット・デフォルト・スワップ契約	0.00
金利スワップ契約	0.00
トータル・リターン・スワップ契約	0.00
運用による純資産の増加/減少額	56,546,089.61
受益証券申込代金	545,134,821.68
受益証券買戻費用	(152,255,827.20)
期末純資産	932,339,053.89

投資有価証券およびその他純資産明細表

(2020年12月31日現在)

(ユーロ表示)

銘柄	通貨	数量	市場価値	純資産比率 (%)
公式な証券市場に上場されたまたは他の規制市場で取引される譲渡可能な有価証券株式				
カナダ				
CANADIAN PACIFIC RAILWAY	USD	50,631.00	14,346,174.16	1.54
			14,346,174.16	1.54
ケイマン諸島				
ALIBABA GROUP HOLDING	HKD	321,200.00	7,874,897.36	0.84
TENCENT HOLDINGS	HKD	425,300.00	25,283,322.25	2.70
			33,158,219.61	3.54
中国				
NETEASE -S-	HKD	780,113.00	12,136,781.34	1.30
WEICHAI POWER 'H'	HKD	1,594,000.00	2,614,312.89	0.28
			14,751,094.23	1.58
デンマーク				
CARLSBERG 'B'	DKK	125,414.00	16,431,054.52	1.76
VESTAS WIND SYSTEMS	DKK	44,179.00	8,543,843.31	0.92
			24,974,897.83	2.68
フランス				
LEGRAND	EUR	213,166.00	15,561,118.00	1.67
TELEPERFORMANCE	EUR	24,678.00	6,695,141.40	0.72
			22,256,259.40	2.39
ドイツ				
ADIDAS	EUR	26,004.00	7,746,591.60	0.83
BASF REG.	EUR	18,602.00	1,203,921.44	0.13
DEUTSCHE TELEKOM REG.	EUR	598,137.00	8,945,138.84	0.96
INFINEON TECHNOLOGIES	EUR	223,654.00	7,020,499.06	0.75
PUMA	EUR	142,287.00	13,130,244.36	1.41
R.W.E.	EUR	439,048.00	15,177,889.36	1.63
SIEMENS	EUR	160,177.00	18,824,001.04	2.02
VOLKSWAGEN PFD -NVTG-	EUR	59,888.00	9,128,128.96	0.98
			81,176,414.66	8.71
日本				
ASAHI GROUP HOLDINGS	JPY	359,100.00	12,064,238.84	1.29
HONDA MOTOR	JPY	25,600.00	583,128.74	0.06
JAPAN AIRLINES	JPY	234,000.00	3,695,454.87	0.40
			16,342,822.45	1.75

銘柄	通貨	数量	市場価値	純資産比率 (%)
オランダ				
AKZO NOBEL	EUR	131,785.00	11,578,630.10	1.24
HEINEKEN	EUR	100,360.00	9,154,839.20	0.98
			20,733,469.30	2.22
スイス				
COMPAGNIE FINANCIERE RICHEMONT	CHF	121,419.00	8,990,091.55	0.96
NESTLE	CHF	197,007.00	18,991,216.14	2.03
SIG COMBIBLOC GROUP	CHF	382,742.00	7,268,753.81	0.78
ZURICH INSURANCE GROUP NOMINAL	CHF	10,994.00	3,796,642.78	0.41
			39,046,704.28	4.18
英国				
LINDE RG	EUR	63,430.00	13,510,590.00	1.45
			13,510,590.00	1.45
米国				
ALPHABET 'A'	USD	2,450.00	3,509,434.02	0.38
AMAZON.COM	USD	6,467.00	17,214,307.80	1.85
BIO-RAD LABORATORIES 'A'	USD	13,081.00	6,232,224.38	0.67
CERTARA INC	USD	76,888.00	2,118,968.05	0.23
CHARTER COMMUNICATIONS 'A'	USD	17,188.00	9,293,221.69	1.00
COMCAST 'A'	USD	171,604.00	7,349,147.64	0.79
INTEL	USD	77,908.00	3,172,225.54	0.34
MICROSOFT	USD	52,741.00	9,587,391.79	1.03
NIKE 'B'	USD	135,142.00	15,625,465.85	1.68
T-MOBILE US	USD	73,440.00	8,093,975.73	0.87
VISA 'A'	USD	77,613.00	13,874,620.15	1.49
			96,070,982.64	10.33
投資有価証券合計			376,367,628.56	40.37
現金預金			258,593,096.09	27.74
銀行預金			312,000,000.00	33.46
その他負債(純額)			(14,621,670.76)	(1.57)
純資産合計			932,339,053.89	100.00

外国為替先渡契約

下記の外国為替先渡契約で通貨ペアが同一の契約は合算されている。最長の満期日のみが表示されている。

2020年12月31日現在、下記の外国為替先渡契約が未決済である。

通貨	買い	通貨	売り	満期日
CHF	78,998,153.19	EUR	73,102,270.22	29/01/2021
EUR	206.05	CHF	222.42	29/01/2021
EUR	335.49	USD	411.11	29/01/2021
GBP	1,636,766.31	EUR	1,814,420.67	29/01/2021
JPY	35,443,070,232.00	EUR	280,560,160.69	29/01/2021
USD	112,873,666.26	EUR	92,097,406.06	29/01/2021
USD	81,295,056.14	HKD	1,140,680,078.57	21/01/2021

2020年12月31日現在、上記契約の未実現純利益は11,958.39ユーロで、純資産計算書に含まれている。

先渡契約 差金決済取引(「CFD」)

下記のCFD契約で発行体が同一の契約は合算されている。
2020年12月31日現在、本ファンドは下記の未決済差金決済取引を保有している。

銘柄	数量	通貨	コミットメント (ユーロ)
Air Liquide	25,144	EUR	3,375,582.00
Ana Holdings	(40,400)	JPY	(728,204.81)
Anta Sports Products	(273,000)	HKD	(3,536,504.26)
AT&T	(373,439)	USD	(8,777,823.25)
Bayerische Motoren Werke	(76,081)	EUR	(5,495,330.63)
BHP Group	248,943	GBP	5,353,762.42
Capgemini	116,562	EUR	14,780,061.60
CRH	342,249	EUR	11,643,310.98
Croda International	(33,109)	GBP	(2,439,805.21)
Diageo	437,316	GBP	14,060,947.92
Electrolux 'B'	(242,483)	SEK	(4,617,517.24)
Enel Spa	560,136	EUR	4,635,685.54
Essilor International	132,046	EUR	16,842,467.30
Euro Stoxx 600 Industrial Goods&Serv 05/	(11,111)	EUR	(6,988,707.89)
Hellofresh Se	(40,254)	EUR	(2,544,052.80)
Hexagon 'B'	(55,372)	SEK	(4,131,753.55)
Kingspan Group Plc	(22,775)	EUR	(1,307,285.00)
LG	20,212	USD	12,530,401.56
Newbelco	(56,739)	EUR	(3,234,690.39)
Nintendo	7,900	JPY	4,116,803.07
Pernod Ricard	4,546	EUR	712,812.80
Persimmon	181,947	GBP	5,624,481.61
Rational	(627)	EUR	(477,460.50)
Samsung Electronics	175,391	USD	10,688,599.61
Sandvik	609,935	SEK	12,218,730.71
Sherwin-Williams	(4,749)	USD	(2,852,427.44)
Smith & Nephew	274,183	GBP	4,625,363.98
Sony	116,700	JPY	9,501,327.72
Stroeer Se	(13,659)	EUR	(1,106,379.00)
Swisscom Reg.	(13,041)	CHF	(5,752,726.27)
Taiwan Semiconductor Manufacturing	1,421,000	USD	21,906,496.26
Ubisoft Entertainment	110,318	EUR	8,697,471.12
Verizon Communications	(66,286)	USD	(3,182,789.84)
Vivendi	483,042	EUR	12,742,647.96
Vodafone Group	2,622,739	GBP	3,543,671.71
Wartsila	(115,392)	EUR	(940,444.80)
WPP Group	444,325	GBP	3,971,176.40

2020年12月31日現在、上記契約の未実現純利益は8,492,630.52ユーロで、純資産計算書に含まれている。

先物契約

2020年12月31日現在、本ファンドは下記の未決済先物契約を保有している。

	満期日	通貨	コミットメント (ユーロ)
Purchase of 1,351.00 EURO FX CURR FUT (CME) 15/03/2021	15/03/2021	USD	169,019,921.54
Sale of 41.00 CHF / USD CURRENCY FUTURE 15/03/2021	15/03/2021	USD	(4,742,368.52)
Sale of 56.00 DAX INDEX - FUTURE 19/03/2021	19/03/2021	EUR	(19,244,400.00)
Sale of 2,474.00 EURO STOXX 50 - FUTURE 19/03/2021	19/03/2021	EUR	(87,827,000.00)
Sale of 88.00 FTSE 100 INDEX 19/03/2021	19/03/2021	GBP	(6,311,697.02)
Sale of 138.00 HANG SENG INDEX 28/01/2021	28/01/2021	HKD	(19,796,158.00)
Sale of 24.00 JPY CURRENCY FUTURE 15/03/2021	15/03/2021	USD	(2,375,628.29)
Sale of 157.00 KOSPI 200 INDEX 11/03/2021	11/03/2021	KRW	(11,491,723.91)
Sale of 45.00 NASDAQ E-MINI FUTURE 19/03/2021	19/03/2021	USD	(9,478,116.96)
Sale of 61.00 NIKKEI 225 (OSE) 11/03/2021	11/03/2021	JPY	(13,250,219.95)
Sale of 103.00 S&P 500 E-MINI FUTURE 19/03/2021	19/03/2021	USD	(15,778,727.88)

2020年12月31日現在、上記契約の未実現純損失は1,086,169.39ユーロで、純資産計算書に含まれている。

オプション契約

2020年12月31日現在、本ファンドは下記の未決済オプション契約を保有している。

銘柄	数量	行使価格	満期日	通貨	コミットメント (ユーロ)
Call ALPHABET INC-CL A	68	1820	19/02/2021	USD	277,879.94
Call HANG SENG CHINA ENTERPRISES INDEX	699	11000	28/01/2021	HKD	364,705.26
Call NESTLE SA-REG	1,227	104	15/01/2021	CHF	164,500.02
Call RWE AG	3,939	35	15/01/2021	EUR	228,462.00
Put DAX INDEX	229	12900	15/01/2021	EUR	68,929.00
Put DAX INDEX	260	13500	19/02/2021	EUR	437,450.00
Put EURO STOXX 50	1,048	3400	15/01/2021	EUR	204,360.00
Put EURO STOXX 50	732	3450	15/01/2021	EUR	193,248.00
Put EURO STOXX 50	740	3400	19/02/2021	EUR	418,100.00
Put NASDAQ 100 STOCK INDEX	12	12000	15/01/2021	USD	52,666.42
Put NASDAQ 100 STOCK INDEX 15/01/2021 I2	5	12200	15/01/2021	USD	31,281.93

2020年12月31日現在、上記契約の市場価値は2,441,582.57ユーロで、純資産計算書の資産の部に含まれている。

ノルデア1 - アルファ15・エムエー・ファンド HBI-JPYクラス(円ヘッジ)

2020年12月31日決算

●当ファンドの仕組みは次の通りです。

形 態	外国籍投資法人
投 資 対 象	世界各国の株式、債券、通貨および関連するデリバティブ
運 用 方 針	株式、債券、通貨および関連するデリバティブなど流動性高い有価証券を投資対象とし、複数の相関が低いロング・ポジションとショート・ポジションを構築することにより、市場動向に左右されにくい安定した収益の獲得を目指します。
管 理 会 社	ノルデア・インベストメント・ファンズ エス・エー
投 資 運 用 会 社	ノルデア・インベストメント・マネジメント エービー
保 管 受 託 銀 行	J.P.モルガン・バンク ルクセンブルク エス・エー
事 務 代 行 会 社	ノルデア・インベストメント・ファンズ エス・エー

*作成時点において、入手可能な直前計算期間の年次報告書をもとに作成いたしております。

損益計算書および純資産変動計算書

2020年12月31日現在

(金額はユーロ表示)

期首純資産総額	1,836,096,313.91
期首純資産合計再評価差異	—
期末レートでの結定期首純資産合計	—
収益	
配当金純額	53,495,147.94
債券利息純額	6,767,664.52
銀行利息純額	—
デリバティブに係る利息純額	—
レボ取引に係る利息純額	—
その他収益	9.93
	60,262,822.39

費用

配当金純額	—
銀行利息純額	2,497,176.29
デリバティブに係る利息純額	4,025,352.69
監査、法務、登録、取締役会およびその他の報酬	237,117.06
中央管理報酬	2,504,062.02
預託銀行報酬	178,631.93
販売報酬 E受益証券およびHE受益証券	989,386.02
運用報酬	19,808,180.55
成功報酬	—
印刷、出版およびインターネット費用	88,670.96
年次税	438,555.53
取引関連費用	3,005,518.84
	33,772,651.89
純利益／(損失)	26,490,170.50

有価証券に係る実現純利益／(損失)	1,982,819.53
エクイティ・スワップに係る実現純利益／(損失)	24,807,217.82
クレジット・デフォルト・スワップに係る実現純利益／(損失)	60,823,857.41
先物に係る実現純利益／(損失)	294,855,929.81
金利スワップに係る実現純利益／(損失)	—
オプションに係る実現純利益／(損失)	(24,848.08)
トータル・リターン・スワップに係る実現純利益／(損失)	—
外国為替先渡契約に係る実現純利益／(損失)	(52,786,387.60)
外国通貨に係る実現純利益／(損失)	(19,259,439.01)
実現純利益／(損失)	336,889,320.38

有価証券に係る未実現利益／(損失)の変動額	(47,906,721.43)
エクイティ・スワップに係る未実現利益／(損失)の変動額	178,979,949.84
クレジット・デフォルト・スワップに係る未実現利益／(損失)の変動額	(160,093.51)
先物に係る未実現利益／(損失)の変動額	5,446,652.58
金利スワップに係る未実現利益／(損失)の変動額	—
オプションに係る未実現利益／(損失)の変動額	10,905.00
トータル・リターン・スワップに係る未実現利益／(損失)の変動額	(228,430,149.01)
外国為替先渡契約に係る未実現利益／(損失)の変動額	14,880,109.61
外国通貨に係る未実現利益／(損失)の変動額	22,025.65
レボ契約に係る未実現利益／(損失)の変動額	—

運用による純資産の純増加／(減少)額	259,731,999.11
---------------------------	-----------------------

資本の変動

発行受益証券からの手取金	1,295,576,654.59
買戻受益証券に係る支払	(586,578,434.07)
支払配当金	(3,280,741.11)
期末純資産合計 - スイング未済	2,801,545,792.43
スイング調整の加算／(減算)	—
期末純資産合計 - スイング済	2,801,545,792.43

(金額は円表示)

HBI - JPY Shares

1口当たり純資産価格

11,549.75

発行済受益証券数

675,512.763

投資有価証券およびその他の純資産明細書
2020年12月31日現在
(金額はユーロ表示)

株数/額面	銘柄	市場価値	純資産に 占める割合 (%)
公式取引所に上場されている譲渡可能有価証券および短期金融市場商品			
債券			
EUR			
66,000,000.00	Bundesobligation 0.000000% 09-04-2021	66,112,200.00	2.36
95,001,000.00	Bundesrepublik Deutschland B 1.5% 04-09-2022	98,601,157.90	3.52
1,000.00	Bundesrepublik Deutschland B 1.5% 15-02-2023	1,047.98	0.00
101,001,000.00	Bundesrepublik Deutschland B 1.75% 04-07-2022	104,747,329.09	3.74
76,001,000.00	Bundesrepublik Deutschland B 2% 04-01-2022	78,108,659.73	2.79
71,001,000.00	Bundesrepublik Deutschland B 3.25% 04-07-2021	72,388,359.54	2.58
		419,958,754.24	14.99
GBP			
1,000,000.00	United Kingdom Gilt 0.125% 31-01-2023	1,118,046.93	0.04
1,000,000.00	United Kingdom Gilt 0.75% 22-07-2023	1,138,319.48	0.04
1,500,000.00	United Kingdom Gilt 1.75% 07-09-2022	1,723,731.24	0.06
3,000,000.00	United Kingdom Gilt 3.75% 07-09-2021	3,427,753.61	0.12
3,000,000.00	United Kingdom Gilt 4% 07-03-2022	3,503,370.78	0.13
		10,911,222.04	0.39
USD			
20,000,000.00	United States Treasury Note/1.125% 31-07-2021	16,394,820.54	0.59
20,000,000.00	United States Treasury Note/1.125% 31-08-2021	16,412,649.31	0.59
10,000,000.00	United States Treasury Note/1.75% 15-05-2022	8,332,081.12	0.30
35,000,000.00	United States Treasury Note/2% 31-05-2021	28,744,423.67	1.03
38,000,000.00	United States Treasury Note/2.125% 30-06-2021	31,278,398.93	1.12
20,000,000.00	United States Treasury Note/2.125% 30-09-2021	16,541,908.04	0.59
30,000,000.00	United States Treasury Note/2.25% 31-03-2021	24,573,261.34	0.88
31,000,000.00	United States Treasury Note/2.5% 31-01-2021	25,309,619.67	0.90
		167,587,162.62	5.98
		598,457,138.90	21.36
債券合計			
株式			
BRL			
605,410.00	Banco Bradesco	2,578,183.97	0.09
		2,578,183.97	0.09
CAD			
328,200.00	Bank of Nova Scotia/The	14,463,992.89	0.52
24,300.00	National Bank of Canada	1,111,944.94	0.04
168,500.00	Royal Bank of Canada	11,296,732.99	0.40
198,600.00	TC Energy	6,611,002.95	0.24
		33,483,673.77	1.20
CHF			
90,003.00	Roche Holding	25,741,543.18	0.92
27,964.00	Sonova Holding	5,953,142.02	0.21
		31,694,685.20	1.13
DKK			
1,155,566.00	Novo Nordisk B	66,259,511.13	2.37
		66,259,511.13	2.37

株数/額面	銘柄	市場価値	純資産に 占める割合 (%)
EUR			
296,110.00	Bayer	14,259,177.05	0.51
286,564.00	Danone	15,405,680.64	0.55
72,682.00	Fresenius Medical Care	4,956,912.40	0.18
125,496.00	Fresenius	4,748,768.64	0.17
31,295.00	Muenchener Rueckversicherungs-Gesellschaft AG in M	7,598,426.00	0.27
247,425.00	Sanofi	19,472,347.50	0.70
66,225.00	Siemens	7,782,762.00	0.28
406,116.00	Unilever	20,129,139.54	0.72
88,800.00	Vinci	7,224,768.00	0.26
		101,577,981.77	3.63
GBP			
499,690.00	British American Tobacco	15,067,896.51	0.54
434,106.00	Imperial Brands	7,486,334.04	0.27
672,400.00	Rightmove	4,872,799.70	0.17
		27,427,030.25	0.98
HKD			
7,405,000.00	China Communications Construction	2,607,726.24	0.09
12,537,000.00	China Construction Bank	7,762,489.90	0.28
1,387,917.00	China Everbright Environment Group	639,042.49	0.02
320,200.00	China Gas Holdings	1,036,726.43	0.04
997,000.00	China Longyuan Power Group	814,344.76	0.03
1,826,500.00	China Mobile	8,486,606.66	0.30
2,375,500.00	China Overseas Land & Investment	4,210,219.45	0.15
4,945,000.00	China Railway Construction	2,204,064.40	0.08
990,000.00	China Resources Land	3,330,253.56	0.12
19,430,000.00	China Telecom	4,391,403.95	0.16
253,500.00	ENN Energy Holdings	3,032,580.61	0.11
2,112,000.00	Guangdong Investment	3,099,355.98	0.11
432,000.00	Hengan International Group	2,493,148.91	0.09
17,447,000.00	Industrial & Commercial Bank of China	9,225,307.98	0.33
772,000.00	Ping An Insurance Group Co of China	7,709,621.08	0.28
3,875,200.00	Sinopharm Group	7,682,948.77	0.27
412,500.00	Techtronic Industries	4,795,912.02	0.17
		73,521,753.19	2.62
IDR			
1,522,900.00	Astra International	532,269.16	0.02
40,450,360.00	Telkom Indonesia Persero	7,766,999.02	0.28
		8,299,268.18	0.30
INR			
468,013.00	Axis Bank	3,239,020.12	0.12
1,096,067.00	GAIL India	1,506,860.23	0.05
1,161,688.00	HCL Technologies	12,260,224.89	0.44
2,892,363.00	Infosys	40,515,594.49	1.45
2,433,971.00	Power Grid Corp of India	5,154,362.29	0.18
904,616.00	UPL	4,705,710.29	0.17
		67,381,772.31	2.41

株数/額面	銘柄	市場価値	純資産に 占める割合 (%)	株数/額面	銘柄	市場価値	純資産に 占める割合 (%)
JPY							
151,200.00	Hoya	17,061,476.51	0.61	283,045.00	Bristol-Myers Squibb	14,115,916.38	0.50
696,900.00	KDDI	16,895,982.98	0.60	81,915.00	Cadence Design Systems	9,097,141.64	0.32
831,100.00	Nippon Telegraph & Telephone	17,386,088.92	0.62	85,169.00	Cerner	5,394,256.50	0.19
534,100.00	Seven & i Holdings	15,453,463.68	0.55	264,198.00	Check Point Software Technologies	28,789,496.49	1.03
343,300.00	Takeda Pharmaceutical	10,193,529.71	0.36	53,020.00	Chubb	6,530,757.27	0.23
		76,990,541.80	2.75	395,370.00	Cia de Saneamento Basico do Estado de Sao Paulo AD	2,780,914.55	0.10
				133,202.00	Cigna	22,168,126.23	0.79
KRW				581,517.00	Cisco Systems	20,972,433.54	0.75
10,063.00	Coway	548,889.92	0.02	110,025.00	Citrix Systems	11,524,848.65	0.41
25,481.00	Hyundai Glovis	3,517,690.78	0.13	9,823.00	Cognizant Technology Solutions	648,488.53	0.02
38,008.00	Hyundai Mobis	7,286,002.09	0.26	934,712.00	Comcast	39,644,983.61	1.42
97,778.00	KT&G	6,096,288.95	0.22	31,890.00	Credicorp	4,202,270.03	0.15
342,002.00	Samsung Electronics	20,784,378.11	0.74	172,132.00	CVS Health	9,441,691.71	0.34
5,188.00	Samsung Fire & Marine Insurance	729,834.87	0.03	535,223.00	eBay	22,007,417.12	0.79
70,984.00	SK Telecom	12,675,374.37	0.45	158,876.00	Entergy	12,768,867.85	0.46
		51,638,459.09	1.84	26,268.00	Estee Lauder Cos	5,642,176.73	0.20
				158,647.00	Expeditors International of Washington	12,221,618.23	0.44
MXN				23,516.00	F5 Networks	3,355,431.06	0.12
654,200.00	Grupo Financiero Banorte	2,972,337.72	0.11	222,577.00	Fiserv	20,459,052.24	0.73
		2,972,337.72	0.11	297,129.00	Infosys ADR	4,109,604.42	0.15
				137,775.00	International Business Machines	13,940,882.93	0.50
PHP				15,145.00	Intuit	4,673,046.27	0.17
36,080.00	PLDT	820,522.57	0.03	175,796.00	Johnson & Johnson	22,372,994.41	0.80
		820,522.57	0.03	85,562.00	Kellogg	4,308,957.98	0.15
				1,757.00	Laboratory Corp of America	287,203.16	0.01
THB				137,117.00	Mastercard	40,049,406.62	1.43
681,500.00	Advanced Info Service	3,262,945.78	0.12	28,969.00	McKesson	4,082,269.14	0.15
825,400.00	Bangkok Bank	2,672,038.77	0.10	266,398.00	Medtronic	25,144,914.20	0.90
84,700.00	Bangkok Bank	273,044.28	0.01	212,464.00	Merck	13,972,631.50	0.50
		6,208,028.83	0.22	114,995.00	Microsoft	20,759,927.12	0.74
				107,432.00	Monster Beverage	8,021,390.89	0.29
TRY				119,519.00	NIKE	13,794,437.95	0.49
6,115,704.00	Akbank T.A.S.	4,699,237.90	0.17	360,884.00	Oracle	18,897,915.22	0.67
1,395,590.00	Haci Omer Sabanci Holding	1,779,100.66	0.06	90,358.00	Paychex	6,782,649.52	0.24
174,723.00	KOC Holding	407,170.49	0.01	114,810.00	PepsiCo	13,784,311.63	0.49
993,285.00	Turkcell Iletisim Hizmetleri	1,757,277.56	0.06	138,309.00	Pfizer	4,107,730.53	0.15
		8,642,786.61	0.31	29,802.00	Prosperity Bancshares	1,673,303.55	0.06
				102,829.00	Public Service Enterprise Group	4,816,482.05	0.17
TWD				55,849.00	Quest Diagnostics	5,355,714.06	0.19
433,000.00	Delta Electronics	3,303,249.43	0.12	93,672.00	Ross Stores	9,367,963.49	0.33
961,000.00	Taiwan Semiconductor Manufacturing	14,773,962.14	0.53	27,254.00	Signature Bank/New York NY	2,973,183.84	0.11
		18,077,211.57	0.65	38,103.00	Simon Property Group	2,580,675.10	0.09
				108,556.00	SK Telecom ADR	2,159,706.56	0.08
USD				251,518.00	Starbucks	21,853,438.59	0.78
75,420.00	Accenture	15,900,929.68	0.57	85,436.00	Target	12,174,603.93	0.43
235,251.00	Akamai Technologies	20,065,216.38	0.72	139,885.00	Texas Roadhouse	8,803,879.32	0.31
22,880.00	Alphabet	32,574,839.51	1.16	177,180.00	TJX Cos	9,888,981.98	0.35
40,059.00	Amgen	7,379,710.50	0.26	142,258.00	Toro	10,939,355.59	0.39
78,453.00	Anthem	20,165,864.32	0.72	108,458.00	Verizon Communications	5,147,324.15	0.18
86,662.00	Apple	9,425,141.46	0.34	204,193.00	Visa	36,473,318.41	1.30
535,558.00	Archer-Daniels-Midland	21,794,214.13	0.78	86,886.00	VMware	9,767,460.79	0.35
774,804.00	AT&T	17,956,356.67	0.64	68,980.00	Walgreens Boots Alliance	2,212,847.15	0.08
257,630.00	Automatic Data Processing	36,592,510.09	1.31	63,146.00	Xilinx	7,226,831.86	0.26
24,359.00	AutoZone	23,299,826.80	0.83	65,870.00	Zimmer Biomet Holdings	8,140,940.41	0.29
						837,566,782.22	29.90

株数/額面	銘柄	市場価値	純資産に 占める割合 (%)
ZAR			
294,393.00	Absa Group	1,958,564.72	0.07
203,867.00	Aspen Pharmacare Holdings	1,418,654.81	0.05
100,793.00	FirstRand	285,546.74	0.01
156,844.00	Foschini Group	890,680.96	0.03
54,811.00	Naspers	9,185,807.93	0.33
954,917.00	Netcare	662,539.56	0.02
112,388.00	Remgro	600,110.45	0.02
482,518.00	Sanlam	1,573,466.73	0.06
88,093.00	Shoprite Holdings	684,550.69	0.02
351,045.00	Standard Bank Group	2,476,145.57	0.09
24,822.00	Vodacom Group	171,379.32	0.01
	株式合計	19,907,447.48	0.71
		1,435,047,977.66	51.22
公式取引所に上場されている譲渡可能有価証券および短期金融市場商品合計			
		2,033,505,116.56	72.59
別の規制市場で取引されている譲渡可能有価証券および短期金融市場商品 株式			
CNY			
818,898.00	China Resources Double Crane Pharmaceutical	1,223,651.26	0.04
738,634.00	China Resources Sanjiu Medical & Pharmaceutical	2,295,801.91	0.08
734,479.00	Huadong Medicine	2,431,174.44	0.09
2,283,097.00	Shanghai International Port Group	1,300,316.97	0.05
	株式合計	7,250,944.58	0.26
		7,250,944.58	0.26
別の規制市場で取引されている譲渡可能有価証券および短期金融市場商品合計			
		7,250,944.58	0.26
	投資合計	2,040,756,061.14	72.84
	銀行預金	758,511,441.66	27.07
	その他純資産	2,278,289.63	0.08
	純資産合計	2,801,545,792.43	100.00

純資産のパーセントの差異は四捨五入の結果である。

◎デリバティブ商品明細書

●外国為替先渡契約

買建金額	買建通貨	売建金額	売建通貨	サブ・ファンド基準通貨建の 未実現評価益／(評価損) (ユーロ)	満期日
受益証券クラス・ヘッジ:					
取引相手: JPMorgan Chase Bank NA/London					
1,918,899.40	CHF	1,771,503.94	EUR	4,974.67	29/01/2021
23,430.91	EUR	25,307.84	CHF	1.44	29/01/2021
123,297,068.51	EUR	110,805,567.38	GBP	(30,459.73)	29/01/2021
789,859.92	EUR	100,080,199.00	JPY	(1,235.73)	29/01/2021
174,246.91	EUR	1,846,774.47	NOK	(2,027.34)	29/01/2021
3,852,237.63	EUR	39,196,992.61	SEK	(55,059.18)	29/01/2021
4,321,536.39	EUR	5,282,168.65	USD	18,800.46	29/01/2021
153,601,934.93	GBP	172,196,873.04	EUR	(1,237,208.49)	29/01/2021
7,945,615,710.00	JPY	63,919,020.51	EUR	(1,112,519.54)	29/01/2021
70,485,487.29	NOK	6,671,159.80	EUR	56,656.50	29/01/2021
2,979,592,880.09	SEK	293,928,717.51	EUR	3,087,288.11	29/01/2021
301,591,309.85	USD	252,880,402.62	EUR	(7,213,682.07)	29/01/2021
				(6,484,470.90)	
効率的ポートフォリオ管理:					
取引相手: Barclays Bank Ireland PLC					
1,907,485.29	PLN	426,000.00	EUR	(8,202.57)	04/03/2021
				(8,202.57)	
取引相手: BNP Paribas SA					
184,420,233.15	EUR	216,800,000.00	USD	7,787,232.04	19/01/2021
396,677,014.96	EUR	469,800,000.00	USD	14,149,437.81	17/02/2021
6,000,000.00	AUD	3,701,835.99	EUR	71,433.95	22/02/2021
23,443,144.28	EUR	38,062,000.00	AUD	(493,255.21)	22/02/2021
51,453,644.79	EUR	79,980,000.00	CAD	370,311.30	22/02/2021
30,502,016.89	EUR	32,970,000.00	CHF	(25,177.57)	22/02/2021
235,390,034.26	EUR	280,375,000.00	USD	7,123,512.02	22/02/2021
44,710,000.00	HKD	4,782,345.68	EUR	(87,736.69)	22/02/2021
100,000,000.00	USD	81,940,253.43	EUR	(525,702.86)	23/02/2021
2,622,665.00	AUD	1,603,350.19	EUR	45,654.44	04/03/2021
9,794,000.00	AUD	64,033,851.70	NOK	51,870.19	04/03/2021
11,745,472,481.00	CLP	16,002,000.00	USD	423,447.21	04/03/2021
343,121,224.72	EUR	561,257,318.00	AUD	(9,770,172.15)	04/03/2021
64,389,415.19	EUR	8,132,773,983.00	JPY	134,585.12	04/03/2021
353,220,555.90	EUR	3,624,288,745.00	SEK	(7,901,057.50)	04/03/2021
26,718,462.87	EUR	32,109,733.00	USD	582,207.09	04/03/2021
3,680,858.28	GBP	4,059,000.00	EUR	35,618.52	04/03/2021
8,418,695,231.00	INR	112,882,651.07	USD	1,417,537.18	04/03/2021
72,112,940,201.00	JPY	570,938,041.23	EUR	(1,193,360.23)	04/03/2021
972,918,518.00	JPY	6,989,000.00	GBP	(87,863.95)	04/03/2021
1,666,188,000.00	JPY	140,197,223.79	NOK	(204,711.05)	04/03/2021
714,603,550.00	JPY	9,746,000.00	NZD	(87,703.35)	04/03/2021
3,024,324,000.00	JPY	244,127,846.71	SEK	(430,222.67)	04/03/2021
6,545,935,105.41	RUB	86,494,354.70	USD	1,051,385.29	04/03/2021
2,383,190,676.00	SEK	232,264,037.07	EUR	5,195,426.70	04/03/2021
411,497,666.46	SEK	5,092,232,000.00	JPY	768,799.39	04/03/2021

買建金額	買建通貨	売建金額	売建通貨	サブ・ファンド基準通貨建の	
				未実現評価益／(評価損) (ユーロ)	満期日
97,893,597.21	SEK	101,893,519.00	NOK	37,728.71	04/03/2021
37,093,536.05	SGD	27,843,000.00	USD	168,630.78	04/03/2021
16,799,278.30	USD	22,578,000.00	AUD	(521,727.56)	04/03/2021
89,387,121.09	USD	114,741,465.13	CAD	(513,392.68)	04/03/2021
20,439,060.94	USD	15,644,773,426.00	CLP	(1,277,237.66)	04/03/2021
575,585,774.00	USD	478,944,098.54	EUR	(10,436,403.00)	04/03/2021
54,396,789.93	USD	40,944,000.00	GBP	(1,269,169.84)	04/03/2021
43,679,479.63	USD	3,268,865,960.11	RUB	(128,640.96)	04/03/2021
294,843,770.80	ZAR	19,408,000.00	USD	452,448.52	04/03/2021
				4,913,731.33	
取引相手: BofA Securities Europe SA					
25,187,796.01	EUR	30,000,000.00	USD	760,641.88	17/02/2021
65,606,863.49	EUR	58,760,000.00	GBP	231,733.35	22/02/2021
40,000,000.00	HKD	4,218,323.55	EUR	(18,221.59)	22/02/2021
575,050,706.79	EUR	682,275,000.00	USD	19,592,885.67	23/02/2021
2,622,665.00	AUD	1,606,561.46	EUR	42,440.06	04/03/2021
116,061,392.92	BRL	22,660,000.00	USD	(280,749.32)	04/03/2021
245,496,216.00	CAD	156,806,073.56	EUR	(34,983.16)	04/03/2021
4,799,713,600.00	CLP	6,248,000.00	USD	410,237.44	04/03/2021
343,808,448.05	EUR	561,257,321.00	AUD	(9,082,285.59)	04/03/2021
315,210,698.24	EUR	493,495,130.00	CAD	70,322.97	04/03/2021
396,297,194.63	EUR	428,566,090.00	CHF	(542,803.04)	04/03/2021
505,000.00	EUR	181,567,447.50	HUF	7,478.01	04/03/2021
221,596,884.82	EUR	378,093,480.00	NZD	(834,221.27)	04/03/2021
204,832,778.54	EUR	331,607,677.00	SGD	718,566.31	04/03/2021
26,984,126.48	EUR	32,628,145.31	USD	425,739.94	04/03/2021
66,096,200.00	SGD	40,827,366.90	EUR	(143,224.97)	04/03/2021
12,118,061.72	USD	16,311,000.00	AUD	(391,758.39)	04/03/2021
11,627,500.00	USD	59,446,140.24	BRL	161,028.60	04/03/2021
6,748,000.00	USD	5,126,455,600.00	CLP	(377,328.00)	04/03/2021
589,965,585.47	USD	487,811,291.29	EUR	(7,595,908.42)	04/03/2021
518,000.00	USD	1,692,736.46	ILS	(7,102.21)	04/03/2021
				3,112,488.27	
取引相手: Citibank Europe PLC					
3,929,948.98	EUR	6,100,000.00	CAD	33,875.38	22/02/2021
3,992,417.95	EUR	3,600,000.00	GBP	(12,887.82)	22/02/2021
18,583,968.73	EUR	171,600,000.00	HKD	565,929.36	22/02/2021
61,214,245.78	EUR	75,000,000.00	USD	153,132.43	23/02/2021
174,208,955.00	BRL	31,997,867.01	USD	1,220,349.61	04/03/2021
1,146,408.16	CAD	897,000.00	USD	1,941.33	04/03/2021
5,747,000.00	EUR	6,225,765.33	CHF	(17,891.11)	04/03/2021
6,372,000.00	GBP	7,568,293.94	CHF	80,270.37	04/03/2021
455,651.30	GBP	505,000.00	EUR	1,867.99	04/03/2021
1,433,350,775.00	INR	19,270,000.00	USD	199,941.22	04/03/2021
143,114,300.00	JPY	1,225,000.00	CHF	(3,607.76)	04/03/2021
4,897,967.38	SGD	3,674,000.00	USD	24,297.42	04/03/2021
19,179,624.34	TRY	2,372,000.00	USD	105,535.39	04/03/2021
15,399,000.00	USD	19,624,393.21	CAD	2,629.94	04/03/2021
13,872,000.00	USD	12,326,714.69	CHF	(122,700.10)	04/03/2021
1,607,000.00	USD	1,195,029,480.00	CLP	(60,279.19)	04/03/2021

買建金額	買建通貨	売建金額	売建通貨	サブ・ファンド基準通貨建の 未実現評価益／(評価損) (ユーロ)	満期日
115,349,059.32	USD	95,080,000.00	EUR	(1,188,825.53)	04/03/2021
2,787,742.79	USD	2,068,000.00	GBP	(31,293.08)	04/03/2021
577,000.00	USD	1,876,929.65	ILS	(5,728.57)	04/03/2021
921,000.00	USD	8,013,573.11	NOK	(14,476.19)	04/03/2021
1,599,000.00	USD	2,131,695.66	SGD	(10,574.73)	04/03/2021
3,674,000.00	USD	29,707,394.53	TRY	(163,464.18)	04/03/2021
15,583,000.00	USD	235,265,807.30	ZAR	(282,234.67)	04/03/2021
39,838,179.46	ZAR	2,592,000.00	USD	85,849.93	04/03/2021
				561,657.44	

取引相手: Goldman Sachs Bank Europe SE

12,000,000.00	USD	10,128,676.39	EUR	(351,918.13)	19/01/2021
24,900,000.00	AUD	15,370,262.56	EUR	288,801.48	22/02/2021
24,300,000.00	DKK	3,264,674.89	EUR	1,411.11	22/02/2021
18,186,656.38	EUR	29,460,000.00	AUD	(340,090.35)	22/02/2021
1,942,651.81	EUR	2,100,000.00	CHF	(1,755.60)	22/02/2021
8,157,594.29	EUR	60,700,000.00	DKK	(898.24)	22/02/2021
690,301.13	EUR	7,100,000.00	SEK	(17,232.95)	22/02/2021
5,000,000.00	GBP	5,443,284.19	EUR	119,723.58	22/02/2021
6,800,000.00	SEK	672,092.75	EUR	5,536.57	22/02/2021
16,708,788.27	AUD	10,391,000.00	EUR	114,505.65	04/03/2021
8,027,926.35	CAD	5,169,000.00	EUR	(42,497.56)	04/03/2021
19,778,000.00	CAD	1,590,647,628.00	JPY	62,770.48	04/03/2021
9,139,000.00	CAD	58,734,919.09	SEK	(16,135.66)	04/03/2021
1,479,568.82	CHF	2,363,000.00	NZD	(20,122.47)	04/03/2021
13,325,867.98	CHF	15,068,000.00	USD	74,314.37	04/03/2021
3,328,000.00	EUR	3,598,403.66	CHF	(4,018.82)	04/03/2021
165,804,801.09	EUR	150,257,375.66	GBP	(1,342,693.03)	04/03/2021
77,436,767.02	EUR	9,749,773,986.00	JPY	406,697.99	04/03/2021
14,036,860.92	EUR	150,642,832.00	NOK	(328,143.99)	04/03/2021
227,519,108.84	EUR	388,825,566.88	NZD	(1,226,003.32)	04/03/2021
592,000.00	EUR	5,985,387.05	SEK	(4,371.42)	04/03/2021
28,981,647.83	EUR	283,369,221.00	TRY	(1,103,302.01)	04/03/2021
1,991,000.00	EUR	2,433,752.41	USD	9,973.38	04/03/2021
21,966,106.00	GBP	24,244,424.91	EUR	190,840.01	04/03/2021
228,000.00	GBP	436,304.47	NZD	(3,051.42)	04/03/2021
2,212,270,049.65	HUF	6,241,000.00	EUR	(179,133.94)	04/03/2021
818,502,201.00	JPY	10,577,000.00	AUD	(183,528.49)	04/03/2021
69,449,403,237.00	JPY	552,049,471.67	EUR	(3,350,798.76)	04/03/2021
691,942,371.00	JPY	5,036,000.00	GBP	(135,314.48)	04/03/2021
1,405,712,570.00	JPY	19,277,000.00	NZD	(234,604.86)	04/03/2021
4,095,170,396.00	KRW	3,671,523.01	USD	73,092.13	04/03/2021
1,708,351,414.00	NOK	159,183,751.94	EUR	3,721,287.25	04/03/2021
62,875,108.80	NOK	7,200,000.00	USD	134,958.08	04/03/2021
564,922,362.01	RUB	7,369,000.00	USD	168,605.66	04/03/2021
38,355,423.22	SEK	3,747,000.00	EUR	74,699.11	04/03/2021
34,334,500.00	USD	176,805,298.45	BRL	276,763.23	04/03/2021
985,000.00	USD	874,992.64	CHF	(8,450.83)	04/03/2021
4,990,839.93	USD	4,099,000.00	EUR	(36,569.99)	04/03/2021
38,598,738.54	USD	28,621,000.00	GBP	(419,618.02)	04/03/2021
2,674,000.00	USD	278,267,939.00	JPY	(21,950.77)	04/03/2021
7,654,429.02	USD	8,537,653,459.00	KRW	(152,383.23)	04/03/2021
515,903.79	USD	732,000.00	NZD	(10,704.30)	04/03/2021

買建金額	買建通貨	売建金額	売建通貨	サブ・ファンド基準通貨建の 未実現評価益／(評価損) (ユーロ)	満期日
7,077,000.00	USD	9,447,083.76	SGD	(54,461.55)	04/03/2021
				<u>(3,865,774.11)</u>	
取引相手: JP Morgan AG					
4,322,000.00	AUD	2,671,622.93	EUR	46,385.05	22/02/2021
3,258,027.41	EUR	5,300,000.00	AUD	(75,037.45)	22/02/2021
2,637,936.58	EUR	4,100,000.00	CAD	19,261.29	22/02/2021
44,557,472.88	EUR	331,885,000.00	DKK	(50,163.56)	22/02/2021
791,133.05	EUR	8,000,000.00	SEK	(6,077.57)	22/02/2021
5,800,000.00	SEK	567,600.94	EUR	10,381.63	22/02/2021
16,290,297.00	EUR	20,000,000.00	USD	7,305.57	23/02/2021
41,725,000.00	AUD	44,455,058.41	NZD	81,369.36	04/03/2021
245,496,219.00	CAD	157,060,807.07	EUR	(289,961.29)	04/03/2021
1,133,826.13	CHF	1,049,000.00	EUR	890.20	04/03/2021
315,722,760.18	EUR	493,495,133.00	CAD	582,878.59	04/03/2021
11,684,828.90	EUR	46,335,870.00	ILS	(51,249.76)	04/03/2021
574,548,031.00	JPY	7,069,000.00	CAD	25,196.97	04/03/2021
276,235,440.00	JPY	1,969,000.00	GBP	(7,856.44)	04/03/2021
206,113,970.77	MXN	10,324,000.00	USD	(43,670.94)	04/03/2021
11,240,068.32	NOK	1,051,000.00	EUR	20,827.33	04/03/2021
4,252,282,951.00	RUB	55,651,548.69	USD	1,119,516.66	04/03/2021
282,277,182.46	SEK	44,416,000.00	AUD	199,620.10	04/03/2021
15,903,756.45	SEK	2,412,000.00	CAD	44,372.54	04/03/2021
13,427,192.39	SEK	2,259,000.00	NZD	8,899.23	04/03/2021
4,478,678.93	SEK	531,000.00	USD	14,030.92	04/03/2021
886,827,725.21	TRY	111,474,000.00	USD	3,415,248.97	04/03/2021
17,833,221.70	USD	23,640,000.00	AUD	(347,661.82)	04/03/2021
96,870,000.00	USD	123,932,252.23	CAD	(291,365.35)	04/03/2021
7,309,329.48	USD	5,980,000.00	EUR	(30,349.87)	04/03/2021
17,036,228.75	USD	12,776,000.00	GBP	(345,124.03)	04/03/2021
8,400,279.09	USD	11,920,000.00	NZD	(174,943.77)	04/03/2021
13,047,928.14	USD	1,003,344,442.50	RUB	(332,021.69)	04/03/2021
1,968,000.00	USD	16,598,945.64	SEK	(52,001.59)	04/03/2021
1,966,481,429.00	ZAR	104,400,825.92	EUR	3,982,340.58	04/03/2021
				<u>7,481,039.86</u>	
取引相手: Morgan Stanley Europe SE					
11,006,161.25	EUR	13,000,000.00	USD	414,683.23	19/01/2021
6,718,803.24	EUR	50,000,000.00	DKK	(1,537.22)	22/02/2021
4,042,878.62	EUR	38,297,000.00	HKD	21,599.39	22/02/2021
2,217,617.18	CAD	2,459,000.00	NZD	(30,500.16)	04/03/2021
28,761,000.00	GBP	38,334,655.72	USD	790,671.97	04/03/2021
7,237,348,962.00	INR	96,966,205.30	USD	1,280,777.33	04/03/2021
500,000,000.00	JPY	3,932,196.04	EUR	18,193.24	04/03/2021
2,360,892,506.00	MXN	96,189,033.95	EUR	(432,079.98)	04/03/2021
26,376,080.00	PLN	5,893,237.32	EUR	(116,074.24)	04/03/2021
				<u>1,945,733.56</u>	
取引相手: Nordea Bank Abp					
11,095,174.41	EUR	13,200,000.00	USD	340,726.32	19/01/2021
13,000,000.00	USD	11,151,009.81	EUR	(559,575.53)	19/01/2021
12,952,350.33	EUR	96,400,000.00	DKK	(4,467.30)	22/02/2021

買建金額	買建通貨	売建金額	売建通貨	サブ・ファンド基準通貨建の 未実現評価益／(評価損) (ユーロ)	満期日
10,067,649.50	EUR	102,850,000.00	SEK	(181,573.91)	22/02/2021
3,384,177.20	CAD	1,977,000.00	GBP	(38,152.74)	04/03/2021
11,939,984.46	EUR	4,271,923,937.00	HUF	234,329.73	04/03/2021
4,831,000.00	EUR	51,255,213.84	NOK	(56,543.35)	04/03/2021
600,000,000.00	JPY	4,737,820.47	EUR	2,628.10	04/03/2021
110,079,265.34	SEK	114,391,481.00	NOK	60,141.40	04/03/2021
				(202,487.28)	
取引相手: Societe Generale SA					
12,330,201.98	EUR	11,220,000.00	GBP	(153,093.15)	22/02/2021
				(153,093.15)	
				13,785,093.35	
				7,300,622.45	

上記の表において、同一の満期日、同じ買建通貨および同じ売建通貨を有する契約は合算されている。

純資産のパーセントの差異は四捨五入の結果である。

●クレジット・デフォルト・スワップ

原資産	買い/ 売り	固定金利	額面	通貨	取得原価 (ユーロ)	未実現評価益/ (評価損) (ユーロ)	市場価値 (ユーロ)	満期日
取引相手: Barclays Bank Ireland PLC								
CDX-NAHYS35V1-5Y	買い	5.00%	2,739,000.00	USD	(210,776.48)	3,906.30	(206,870.18)	20/12/2025
CDX-NAHYS35V1-5Y	買い	5.00%	2,737,000.00	USD	(203,637.88)	(3,081.25)	(206,719.13)	20/12/2025
					(414,414.36)	825.05	(413,589.31)	
取引相手: BNP Paribas SA								
CDX-NAHYS35V1-5Y	買い	5.00%	2,737,000.00	USD	(204,370.41)	(2,348.72)	(206,719.13)	20/12/2025
CDX-NAHYS35V1-5Y	買い	5.00%	2,736,000.00	USD	(187,595.41)	(19,048.19)	(206,643.60)	20/12/2025
					(391,965.82)	(21,396.91)	(413,362.73)	
取引相手: Citibank Europe PLC								
CDX-NAHYS35V1-5Y	買い	5.00%	2,735,000.00	USD	(191,351.30)	(15,216.78)	(206,568.08)	20/12/2025
					(191,351.30)	(15,216.78)	(206,568.08)	
取引相手: ICE Clear Europe Limited								
ITRAXX-XOVERS34V1-5Y	買い	5.00%	5,234,000.00	EUR	(635,723.80)	9,873.19	(625,850.61)	20/12/2025
ITRAXX-XOVERS34V1-5Y	買い	5.00%	5,235,000.00	EUR	(627,103.94)	1,133.75	(625,970.19)	20/12/2025
ITRAXX-XOVERS34V1-5Y	買い	5.00%	5,234,000.00	EUR	(555,905.14)	(69,945.47)	(625,850.61)	20/12/2025
ITRAXX-XOVERS34V1-5Y	買い	5.00%	5,173,000.00	EUR	(580,067.68)	(38,488.92)	(618,556.60)	20/12/2025
ITRAXX-XOVERS34V1-5Y	買い	5.00%	5,238,000.00	EUR	(587,329.82)	(38,999.09)	(626,328.91)	20/12/2025
ITRAXX-XOVERS34V1-5Y	買い	5.00%	5,192,000.00	EUR	(633,864.73)	13,036.23	(620,828.50)	20/12/2025
ITRAXX-XOVERS34V1-5Y	買い	5.00%	5,218,000.00	EUR	(630,433.89)	6,496.46	(623,937.43)	20/12/2025
					(4,250,429.00)	(116,893.85)	(4,367,322.85)	
取引相手: Morgan Stanley Europe SE								
CDX-NAHYS35V1-5Y	買い	5.00%	2,737,000.00	USD	(207,233.20)	514.07	(206,719.13)	20/12/2025
CDX-NAHYS35V1-5Y	買い	5.00%	2,737,000.00	USD	(198,794.04)	(7,925.09)	(206,719.13)	20/12/2025
					(406,027.24)	(7,411.02)	(413,438.26)	
					(5,654,187.72)	(160,093.51)	(5,814,281.23)	

●金融先物取引

銘柄	満期日	通貨	買建/売建 コントラクト	通貨コミットメント	2020年12月30日から 2020年12月31日までの サブ・ファンド基準通貨建の 未実現評価益/(評価損) (ユーロ)	コントラクト開始から 2020年12月30日までの 既に換金済みの サブ・ファンド基準通貨建 未実現評価益/(評価 損) (ユーロ)
効率的ポートフォリオ管理:						
AMSTERDAM IDX FUT 1/2021	15/01/2021	EUR	(1,438.00)	(179,620,580.00)	937,576.00	(3,037,056.00)
AUST 10Y BOND FUT 3/2021	15/03/2021	AUD	518.00	51,269,050.00	19,421.01	181,819.82
CAN 10YR BOND FUT 3/2021	31/03/2021	CAD	(1,063.00)	(158,248,810.00)	(47,588.13)	95,521.15
CAN 10YR BOND FUT 3/2021	31/03/2021	CAD	126.00	18,757,620.00	5,640.74	(24,676.53)
DAX INDEX FUTURE 3/2021	19/03/2021	EUR	612.00	208,967,400.00	(1,346,400.00)	6,792,488.37
DAX INDEX FUTURE 3/2021	19/03/2021	EUR	(137.00)	(46,778,650.00)	301,400.00	(867,032.44)
DJIA MINI e-CBOT 3/2021	19/03/2021	USD	(897.00)	(135,765,435.00)	113,317.58	(1,913,792.11)
DJIA MINI e-CBOT 3/2021	19/03/2021	USD	1,161.00	175,723,155.00	(146,668.57)	2,477,048.66
E-Mini Russ 2000 3/2021	19/03/2021	USD	329.00	32,253,515.00	(211,834.22)	840,669.58
E-Mini Russ 2000 3/2021	19/03/2021	USD	(114.00)	(11,175,990.00)	73,401.52	(134,846.84)
EURO STOXX 50 3/2021	19/03/2021	EUR	(17,378.00)	(615,354,980.00)	1,564,020.00	(7,994,218.60)
EURO STOXX 50 3/2021	19/03/2021	EUR	1,956.00	69,261,960.00	(176,040.00)	958,440.00
EURO-BUND FUTURE 3/2021	19/03/2021	EUR	(1,073.00)	(190,822,320.00)	(214,600.00)	(624,728.25)
EURO-BUND FUTURE 3/2021	10/03/2021	EUR	640.00	113,817,600.00	128,000.00	377,912.81
FTSE 100 IDX FUT 3/2021	19/03/2021	GBP	3,566.00	228,473,620.00	(3,951,006.37)	795,011.21
FTSE 100 IDX FUT 3/2021	19/03/2021	GBP	(1,914.00)	(122,629,980.00)	2,120,646.72	(114,466.70)
HANG SENG IDX FUT 1/2021	28/01/2021	HKD	(33.00)	(44,911,350.00)	11,621.20	(113,499.61)
HSCEI Futures 1/2021	28/01/2021	HKD	855.00	457,467,750.00	(13,481.85)	1,332,572.53
JPN 10Y BOND(OSE) 3/2021	22/03/2021	JPY	(31.00)	(4,707,040,000.00)	19,610.67	24,465.68
LONG GILT FUTURE 3/2021	31/03/2021	GBP	(164.00)	(22,217,080.00)	(40,176.29)	(213,594.85)
LONG GILT FUTURE 3/2021	31/03/2021	GBP	48.00	6,502,560.00	11,758.91	(1,750.27)
MSCI EmgMkt 3/2021	19/03/2021	USD	(3,871.00)	(249,118,205.00)	504,796.45	(5,967,051.09)
NASDAQ 100 E-MINI 3/2021	19/03/2021	USD	332.00	85,211,120.00	(46,000.24)	2,068,775.69
NASDAQ 100 E-MINI 3/2021	19/03/2021	USD	(66.00)	(16,939,560.00)	9,144.63	(294,540.57)
NIKKEI 225 MINI 3/2021	12/03/2021	JPY	(12,900.00)	(35,416,950,000.00)	(153,010.71)	(9,323,541.82)
OMXS30 IND FUTURE 1/2021	15/01/2021	SEK	(2,899.00)	(544,214,775.00)	28,909.63	523,703.13
OMXS30 IND FUTURE 1/2021	15/01/2021	SEK	390.00	73,212,750.00	(3,889.19)	(68,762.06)
S&P MID 400 EMINI 3/2021	19/03/2021	USD	599.00	137,015,260.00	(585,842.95)	3,087,586.28
S&P/TSX 60 IX FUT 3/2021	19/03/2021	CAD	940.00	193,922,000.00	(480,933.70)	(935,787.93)
S&P/TSX 60 IX FUT 3/2021	19/03/2021	CAD	(104.00)	(21,455,200.00)	53,209.69	64,459.69
S&P500 EMINI FUT 3/2021	19/03/2021	USD	15,389.00	2,863,700,537.50	(1,536,454.22)	53,185,159.64
S&P500 EMINI FUT 3/2021	19/03/2021	USD	(13,314.00)	(2,477,568,975.00)	1,329,284.00	(43,683,317.63)
SPI 200 FUTURES 3/2021	18/03/2021	AUD	(2,554.00)	(417,323,600.00)	3,255,616.22	(497,762.03)
SWISS MKT IX FUTR 3/2021	19/03/2021	CHF	(862.00)	(91,303,040.00)	414,886.90	(3,238,216.92)
SWISS MKT IX FUTR 3/2021	19/03/2021	CHF	299.00	31,670,080.00	(143,910.89)	1,123,233.03
US 10YR NOTE (CBT)3/2021	31/03/2021	USD	7,928.00	1,094,064,000.00	201,923.47	(342,782.93)
US 10YR NOTE (CBT)3/2021	31/03/2021	USD	(4,103.00)	(566,214,000.00)	(104,502.02)	296,587.92
					1,901,845.99	(5,165,969.99)

純資産のパーセントの差異は四捨五入の結果である。

●エクイティ・スワップ

原資産	通貨	買建/(売建) コントラクト数	サブ・ファンド基準 通貨建コミットメント (ユーロ)	サブ・ファンド基準通貨建の 未実現評価益/(評価損) (ユーロ)	コントラクト開始から 2020年12月30日までの 既に換金済みの サブ・ファンド基準通貨建 未実現評価益/(評価損) (ユーロ)	満期日
取引相手: Barclays Bank Ireland PLC						
AT&T	USD	1,483,804.00	34,387,682.37	(2,727,069.59)	(3,746,597.48)	06/09/2021
Accenture	USD	47,461.00	10,006,285.11	484,299.87	2,474,805.14	06/09/2021
Akamai Technologies	USD	16,534.00	1,410,231.15	16,709.86	23,425.92	06/09/2021
Alphabet	USD	21,016.00	29,921,015.17	(356,447.26)	12,014,832.73	06/09/2021
Amgen	USD	139,261.00	25,654,805.77	(241,758.78)	5,301,791.41	06/09/2021
Anthem	USD	56,507.00	14,524,779.10	75,069.41	1,487,367.62	06/09/2021
Archer-Daniels-Midland	USD	29,363.00	1,194,909.81	17,470.14	312,938.26	06/09/2021
AutoZone	USD	26,233.00	25,092,341.91	764,358.57	441,258.07	06/09/2021
Automatic Data Processing	USD	72,355.00	10,276,951.70	133,865.15	318,040.32	06/09/2021
Bank of Nova Scotia/The	CAD	271,617.00	11,970,342.34	107,700.08	(502,586.45)	17/08/2021
Bayer	EUR	332,417.00	16,007,540.64	244,326.49	(5,099,569.74)	03/09/2021
Bristol-Myers Squibb	USD	748,758.00	37,341,784.24	604,156.99	5,259,910.92	06/09/2021
British American Tobacco	GBP	475,893.00	14,350,310.14	(1,144,633.31)	438,796.52	03/09/2021
CVS Health	USD	515,710.00	28,287,447.02	(2,063,764.71)	7,420,226.80	06/09/2021
Cadence Design Systems	USD	325,716.00	36,172,673.95	4,993,453.67	13,507,034.90	06/09/2021
Cerner	USD	27,814.00	1,761,625.13	84,782.88	199,509.86	06/09/2021
Check Point Software Technologies	USD	158,427.00	17,263,694.50	1,801,260.57	400,249.73	06/09/2021
Chubb	USD	18,815.00	2,317,544.28	(39,103.67)	53,398.92	06/09/2021
Cigna	USD	233,970.00	38,938,428.06	(1,612,303.97)	11,625,532.96	06/09/2021
Cisco Systems	USD	1,527,412.00	55,086,174.03	(87,141.97)	(6,336,547.33)	06/09/2021
Citrix Systems	USD	25,590.00	2,680,489.68	(86,554.87)	886,901.48	06/09/2021
Comcast	USD	1,192,925.00	50,596,859.86	1,516,739.07	9,442,174.06	06/09/2021
Danone	EUR	273,781.00	14,718,466.56	377,817.78	(5,884,564.41)	03/09/2021
Estee Lauder Cos	USD	47,039.00	10,103,637.56	652,132.03	2,566,341.15	06/09/2021
Expeditors International of Washington	USD	200,544.00	15,449,218.75	787,825.16	2,372,099.99	06/09/2021
F5 Networks	USD	64,293.00	9,173,785.03	191,786.45	1,298,086.82	06/09/2021
Fiserv	USD	218,541.00	20,088,067.21	(365,140.43)	2,131,671.82	06/09/2021
Fresenius	EUR	62,772.00	2,375,292.48	(6,904.92)	(665,213.71)	03/09/2021
Hoya	JPY	107,100.00	12,085,212.53	1,096,730.92	4,099,330.52	16/06/2021
Imperial Brands	GBP	421,042.00	7,261,040.07	(127,947.63)	(1,484,976.69)	03/09/2021
Infosys ADR	USD	287,845.00	3,981,197.01	344,865.03	1,163,958.48	06/09/2021
International Business Machines	USD	269,775.00	27,297,417.47	(178,098.33)	(1,174,668.71)	06/09/2021
Intuit	USD	16,698.00	5,152,230.21	218,838.45	1,436,158.23	06/09/2021
Johnson & Johnson	USD	453,861.00	57,761,437.21	1,442,648.77	6,719,176.82	06/09/2021
KDDI	JPY	959,000.00	23,250,463.01	875,873.61	1,644,704.50	16/06/2021
Kellogg	USD	120,861.00	6,086,638.59	(18,716.00)	958,715.59	06/09/2021
Laboratory Corp of America	USD	8,558.00	1,398,909.89	(49,034.39)	238,390.04	06/09/2021
Mastercard	USD	46,998.00	13,727,269.50	1,028,482.26	2,697,069.21	06/09/2021
McKesson	USD	133,037.00	18,747,379.58	(518,290.77)	5,052,934.38	06/09/2021
Medtronic	USD	392,009.00	37,001,151.18	1,000,031.11	4,926,075.15	06/09/2021
Merck	USD	167,037.00	10,985,138.41	(313,122.05)	(114,313.40)	06/09/2021
Microsoft	USD	165,021.00	29,791,068.60	1,476,776.22	10,610,586.77	06/09/2021
Monster Beverage	USD	342,540.00	25,575,687.28	999,464.69	7,614,787.98	06/09/2021
Muenchener Rueckversicherungs-Gesellschaft AG in M	EUR	45,739.00	11,105,429.20	160,086.50	2,794,902.33	03/09/2021
NIKE	USD	150,065.00	17,319,943.54	492,898.61	6,731,911.76	06/09/2021
National Bank of Canada	CAD	124,322.00	5,688,856.77	(67,582.51)	914,572.78	17/08/2021
Nippon Telegraph & Telephone	JPY	1,084,600.00	22,689,149.37	566,049.46	(2,010,244.66)	16/06/2021

原資産	通貨	買建/(売建) コントラクト数	サブ・ファンド基準 通貨建コミットメント (ユーロ)	サブ・ファンド基準通貨建の 未実現評価益/(評価損) (ユーロ)	コントラクト開始から	満期日
					2020年12月30日までの 既に換金済みの サブ・ファンド基準通貨建 未実現評価益/(評価損) (ユーロ)	
Novo Nordisk B	DKK	197,890.00	11,346,902.43	29,254.88	1,086,214.33	07/02/2022
Oracle	USD	891,546.00	46,686,361.05	3,466,053.58	4,017,357.81	06/09/2021
Paychex	USD	344,289.00	25,843,772.77	213,260.23	5,292,669.53	06/09/2021
Pfizer	USD	684,846.00	20,339,694.63	(2,952,716.37)	(1,399,557.97)	06/09/2021
Public Service Enterprise Group	USD	538,437.00	25,220,240.84	381,792.41	34,402.18	06/09/2021
Quest Diagnostics	USD	30,086.00	2,885,136.94	(191,508.75)	247,905.88	06/09/2021
Rightmove	GBP	819,990.00	5,942,366.19	102,265.67	934,508.36	03/09/2021
Roche Holding	CHF	49,676.00	14,207,714.17	142,536.94	1,244,736.42	03/09/2021
Ross Stores	USD	96,837.00	9,684,489.29	740,710.91	1,113,792.43	06/09/2021
Royal Bank of Canada	CAD	282,058.00	18,909,993.56	(290,423.44)	820,876.84	17/08/2021
Sanofi	EUR	181,869.00	14,313,090.30	(561,975.21)	902,070.24	03/09/2021
Seven & i Holdings	JPY	89,188.00	2,580,534.58	39,494.38	(154,724.54)	16/06/2021
Siemens	EUR	121,563.00	14,286,083.76	486,252.00	914,153.76	03/09/2021
Signature Bank/New York NY	USD	27,517.00	3,001,874.94	86,344.55	130,548.50	06/09/2021
Simon Property Group	USD	71,514.00	4,843,566.09	(427,819.20)	(4,574,070.59)	06/09/2021
Starbucks	USD	319,036.00	27,719,819.79	315,928.72	5,381,164.08	06/09/2021
TC Energy	CAD	141,700.00	4,716,913.99	(565,485.94)	(638,561.33)	17/08/2021
TJX Cos	USD	180,063.00	10,049,891.42	287,642.92	2,010,645.20	06/09/2021
Takeda Pharmaceutical	JPY	168,400.00	5,000,263.34	(162,458.62)	(612,391.51)	16/06/2021
Target	USD	214,993.00	30,636,436.89	427,550.37	14,815,303.81	06/09/2021
Techtronic Industries	HKD	917,000.00	10,661,457.75	732,613.73	4,452,632.45	16/06/2021
Texas Roadhouse	USD	176,346.00	11,098,608.88	(228,526.13)	3,861,149.16	06/09/2021
Toro	USD	180,098.00	13,849,175.89	540,169.23	3,697,111.36	06/09/2021
VMware	USD	84,103.00	9,454,604.37	(434,452.31)	25,736.17	06/09/2021
VMware	USD	131,114.00	14,739,438.51	(417,829.37)	(1,433,373.96)	06/09/2021
Verizon Communications	USD	419,644.00	19,915,946.21	(779,810.36)	1,172,712.14	06/09/2021
Vinci	EUR	440,753.00	35,859,664.08	(1,939,313.20)	(207,330.01)	03/09/2021
Visa	USD	77,692.00	13,877,483.82	731,360.37	2,335,460.21	06/09/2021
Walgreens Boots Alliance	USD	195,919.00	6,284,992.76	(365,666.50)	(2,298,916.25)	06/09/2021
Xilinx	USD	253,738.00	29,039,398.57	(711,405.29)	4,465,574.88	06/09/2021
Zimmer Biomet Holdings	USD	125,843.00	15,553,064.58	579,496.27	3,164,384.37	06/09/2021
eBay	USD	1,388,447.00	57,090,469.36	961,881.05	7,074,784.93	06/09/2021
		23,752,871.00	1,409,697,454.72	12,788,102.16	168,437,356.24	

取引相手: BofA Securities Europe SA

AT&T	USD	202,025.00	4,682,000.81	(353,187.69)	263,046.33	15/11/2021
Accenture	USD	150,718.00	31,776,137.88	1,428,624.11	6,136,801.88	15/06/2021
Akamai Technologies	USD	8,447.00	720,468.28	5,369.95	(42,123.39)	15/11/2021
Alphabet	USD	2,531.00	3,603,449.25	(29,374.82)	637,699.54	15/06/2021
Alphabet	USD	9,996.00	14,231,560.13	(116,013.73)	3,131,238.89	15/06/2021
Amgen	USD	17,003.00	3,132,310.28	(62,360.73)	(348,050.88)	15/11/2021
Anthem	USD	10,967.00	2,819,000.34	19,307.00	245,244.33	15/11/2021
Apple	USD	44,868.00	4,879,730.99	203,322.12	484,596.19	15/06/2021
Archer-Daniels-Midland	USD	61,266.00	2,493,183.41	17,976.09	55,803.14	15/11/2021
AutoZone	USD	12,342.00	11,805,347.61	(58,040.95)	1,206,755.32	15/06/2021
Automatic Data Processing	USD	181,150.00	25,729,663.48	(218,510.94)	4,485,790.00	15/06/2021
Bristol-Myers Squibb	USD	96,480.00	4,811,615.16	(108,514.94)	331,586.40	15/11/2021
British American Tobacco	GBP	56,742.00	1,711,026.00	(82,139.36)	42,853.55	30/11/2021
Cadence Design Systems	USD	156,141.00	17,340,374.69	1,710,367.21	3,900,128.92	15/06/2021
Cerner	USD	319,991.00	20,266,922.61	106,469.55	166,360.21	15/06/2021
Check Point Software Technologies	USD	64,679.00	7,048,031.57	557,200.40	404,895.71	15/06/2021

原資産	通貨	買建/(売建) コントラクト数	サブ・ファンド基準 通貨建コミットメント (ユーロ)	サブ・ファンド基準通貨建の 未実現評価益/(評価損) (ユーロ)	コントラクト開始から	満期日
					2020年12月30日までの 既に換金済みの サブ・ファンド基準通貨建 未実現評価益/(評価損) (ユーロ)	
Chubb	USD	14,467.00	1,781,977.85	(38,438.75)	422,600.42	15/11/2021
Cigna	USD	46,731.00	7,777,200.85	(50,084.58)	1,254,320.91	15/11/2021
Cisco Systems	USD	196,105.00	7,072,534.56	(75,120.71)	947,939.64	15/11/2021
Citrix Systems	USD	31,298.00	3,278,388.67	27,294.40	(454,935.72)	15/06/2021
Cognizant Technology Solutions	USD	166,351.00	10,982,053.91	63,723.03	2,503,827.47	15/06/2021
Comcast	USD	206,803.00	8,771,366.52	89,331.75	1,070,481.01	15/11/2021
Entergy	USD	11,926.00	958,492.90	(38,588.55)	(32,888.71)	15/11/2021
Estee Lauder Cos	USD	60,244.00	12,939,976.21	645,182.09	2,896,002.80	15/06/2021
Expeditors International of Washington	USD	137,504.00	10,592,834.36	491,986.28	1,323,868.13	15/06/2021
F5 Networks	USD	36,594.00	5,221,493.62	15,509.09	1,064,062.27	15/06/2021
Fiserv	USD	29,567.00	2,717,768.67	(45,786.14)	264,452.66	15/11/2021
Imperial Brands	GBP	54,539.00	940,547.18	(6,552.87)	113,237.18	30/11/2021
Infosys ADR	USD	1,366,160.00	18,895,419.76	1,514,305.89	6,894,143.15	15/06/2021
International Business Machines	USD	29,811.00	3,016,451.90	(43,248.36)	47,584.62	15/11/2021
Intuit	USD	821.00	253,322.61	12,144.87	47,696.75	15/06/2021
Johnson & Johnson	USD	94,131.00	11,979,751.17	428,094.85	165,923.56	15/06/2021
Kellogg	USD	12,191.00	613,946.69	5,464.81	(42,369.42)	15/11/2021
Laboratory Corp of America	USD	2,125.00	347,357.27	(9,023.39)	20,283.08	15/11/2021
McKesson	USD	15,052.00	2,121,105.84	(2,208.21)	309,363.93	15/11/2021
Medtronic	USD	49,319.00	4,655,147.65	36,980.71	431,302.90	15/11/2021
Merck	USD	30,407.00	1,999,707.27	5,204.34	4,726.59	15/11/2021
Microsoft	USD	113,517.00	20,493,105.33	681,869.92	2,138,297.47	15/11/2021
NIKE	USD	199,078.00	22,976,841.50	360,204.70	7,240,962.79	15/11/2021
Oracle	USD	120,926.00	6,332,365.24	235,554.13	171,707.15	15/11/2021
Paychex	USD	171,706.00	12,888,970.74	(200,121.91)	3,035,003.84	15/06/2021
PepsiCo	USD	5,907.00	709,205.90	12,228.52	34,520.04	15/11/2021
Pfizer	USD	63,601.00	1,888,928.19	(117,669.24)	104,845.32	15/11/2021
Prosperity Bancshares	USD	4,673.00	262,376.60	5,294.00	43,772.70	15/11/2021
Public Service Enterprise Group	USD	59,540.00	2,788,837.21	(16,499.12)	68,766.81	15/11/2021
Quest Diagnostics	USD	8,708.00	835,065.23	(48,545.35)	58,880.78	15/11/2021
Rightmove	GBP	733,381.00	5,314,721.47	163,328.87	(16,687.95)	30/06/2021
Ross Stores	USD	172,706.00	17,272,007.66	1,353,411.46	2,865,970.52	15/07/2021
Signature Bank/New York NY	USD	1,836.00	200,292.27	4,145.01	66,494.39	15/11/2021
Simon Property Group	USD	21,601.00	1,463,012.43	(116,900.15)	334,283.91	15/11/2021
Starbucks	USD	118,446.00	10,291,320.65	234,102.08	2,195,894.50	15/07/2021
TJX Cos	USD	342,575.00	19,120,205.45	485,822.98	3,508,840.37	15/06/2021
Target	USD	26,864.00	3,828,111.80	75,099.65	240,429.02	15/11/2021
Techtronic Industries	HKD	256,975.00	2,987,707.86	291,747.24	317,590.23	15/06/2021
Texas Roadhouse	USD	333,175.00	20,968,885.11	(562,102.99)	7,901,113.25	15/06/2021
Toro	USD	147,790.00	11,364,755.33	215,611.15	2,713,407.52	15/06/2021
VMware	USD	115,099.00	12,939,080.75	(636,025.28)	(125,891.14)	15/06/2021
Verizon Communications	USD	39,299.00	1,865,097.01	(74,309.21)	27,972.93	15/11/2021
Walgreens Boots Alliance	USD	14,897.00	477,889.01	(23,918.73)	58,886.14	15/11/2021
Xilinx	USD	115,968.00	13,272,119.17	(1,104,907.23)	5,244,293.17	15/07/2021
Zimmer Biomet Holdings	USD	18,015.00	2,226,492.20	56,234.93	60,025.60	15/11/2021
eBay	USD	107,763.00	4,431,022.75	(143,162.88)	77,461.39	15/11/2021
		7,301,538.00	471,166,084.81	7,177,156.37	78,721,090.11	
		31,054,409.00	1,880,863,539.53	19,965,258.53	247,158,446.35	

純資産のパーセントの差異は四捨五入の結果である。

●トータル・リターン・スワップ

原資産	通貨	買建/(売建) コントラクト数	サブ・ファンド基準 通貨建コミットメント (ユーロ)	サブ・ファンド基準通貨建の 未実現評価益/(評価損) (ユーロ)	コントラクト開始から 2020年12月30日までの 既に換金済みの サブ・ファンド基準通貨建 未実現評価益/(評価損) (ユーロ)	満期日
取引相手: Barclays Bank Ireland PLC						
S&P 500 Total Return 4 JAN 1988 Index	USD	(74,752.00)	(469,623,143.43)	(8,306,278.74)	(98,778,998.85)	14/09/2021
S&P 500 Total Return 4 JAN 1988 Index	USD	(37,543.00)	(235,860,735.15)	(4,171,696.04)	(55,010,777.19)	18/05/2021
S&P 500 Total Return 4 JAN 1988 Index	USD	(38,626.00)	(242,664,591.43)	(4,292,036.64)	(57,104,442.53)	07/05/2021
S&P 500 Total Return 4 JAN 1988 Index	USD	(33,574.00)	(210,925,826.97)	(3,730,669.44)	(45,482,215.71)	08/07/2021
		(184,495.00)	(1,159,074,296.98)	(20,500,680.86)	(256,376,434.28)	

●外為オプション(店頭)

銘柄	通貨	プット/ コール	行使価格	満期日	買建または (売建)数量	サブ・ファンド 基準通貨建 コミットメント* (ユーロ)	サブ・ファンド 基準通貨建 市場価値 (ユーロ)
取引相手: JP Morgan AG							
FXO_USD/CHF_Call_at_0.9429_maturity_20211117	USD	Call	0.9429	17/11/2021	113,908.00	—	345.81

(*)買い建てオプションの場合、開示されたコミットメントはない。売建オプションにのみ適用される。

Barclays Bank Ireland PLCは、109,000,000.00ユーロをクレジット・デフォルト・スワップ、エクイティ・スワップおよびトータル・リターン・スワップの担保として受け取った。
 BNP Paribas SAは、690,000.00ユーロをクレジット・デフォルト・スワップおよび外国為替先渡契約の担保として支払った。
 BofA Securities Europe SAは、7,840,000.00ユーロを外国為替先渡契約およびエクイティ・スワップの担保として支払った。
 Citibank Europe PLCは、1,390,000.00ユーロをクレジット・デフォルト・スワップおよび外国為替先渡契約の担保として支払った。
 Goldman Sachs Bank Europe SEは、390,000.00ユーロを外国為替先渡契約の担保として支払った。
 JP Morgan AGは、750,000.00ユーロを外国為替先渡契約および外為オプションの担保として支払った。
 Morgan Stanley Europe SEは、440,000.00ユーロをクレジット・デフォルト・スワップおよび外国為替先渡契約の担保として支払った。

純資産のパーセントの差異は四捨五入の結果である。

野村マネー マザーファンド

運用報告書

第19期（決算日2021年8月19日）

作成対象期間（2020年8月20日～2021年8月19日）

受益者のみなさまへ

平素は格別のご愛顧を賜り、厚く御礼申し上げます。
当作成対象期間の運用状況等についてご報告申し上げます。
今後とも一層のお引立てを賜りますよう、お願い申し上げます。

●当ファンドの仕組みは次の通りです。

運用方針	本邦通貨表示の公社債等に投資を行い、安定した収益と流動性の確保を図ることを目的として運用を行います。
主な投資対象	本邦通貨表示の短期有価証券を主要投資対象とします。
主な投資制限	株式への投資は行いません。

野村アセットマネジメント

東京都江東区豊洲二丁目2番1号

<http://www.nomura-am.co.jp/>

○最近5期の運用実績

決算期	基準価額	騰落率		債組入比率	債券先物比率	純総資産額
		期騰	中率			
15期(2017年8月21日)	円 10,208		% △0.0	% 64.0	% -	百万円 17,754
16期(2018年8月20日)	10,206		△0.0	38.7	-	13,511
17期(2019年8月19日)	10,205		△0.0	59.3	-	8,458
18期(2020年8月19日)	10,203		△0.0	68.2	-	3,175
19期(2021年8月19日)	10,200		△0.0	60.1	-	9,159

*債券先物比率は買い建て比率-売り建て比率。

*当ファンドでは、値動きを表す適切な指数が存在しないため、ベンチマーク等はありません。

○当期中の基準価額と市況等の推移

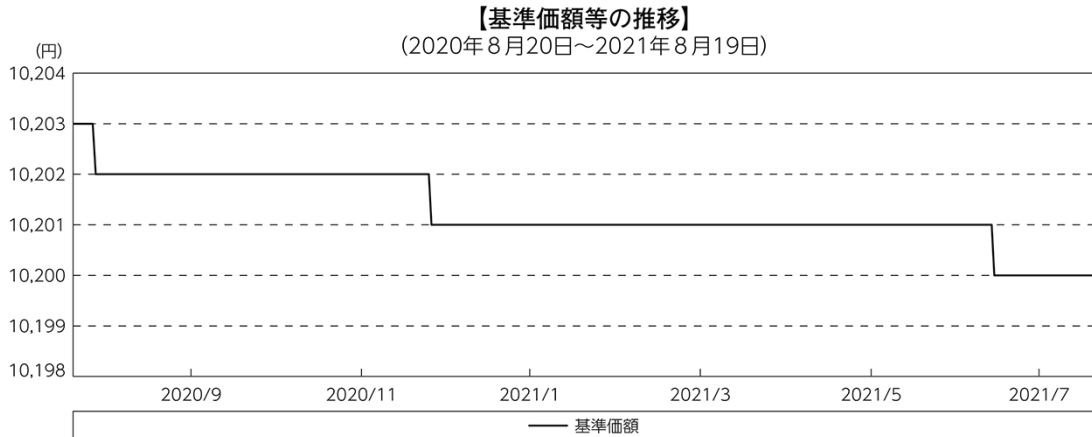
年月日	基準価額	騰落率		債組入比率	債券先物比率
		騰	落率		
(期首) 2020年8月19日	円 10,203		% -	% 68.2	% -
8月末	10,202		△0.0	58.9	-
9月末	10,202		△0.0	50.4	-
10月末	10,202		△0.0	56.6	-
11月末	10,202		△0.0	28.3	-
12月末	10,201		△0.0	48.3	-
2021年1月末	10,201		△0.0	58.0	-
2月末	10,201		△0.0	56.6	-
3月末	10,201		△0.0	53.8	-
4月末	10,201		△0.0	59.8	-
5月末	10,201		△0.0	58.1	-
6月末	10,201		△0.0	57.9	-
7月末	10,200		△0.0	55.9	-
(期末) 2021年8月19日	10,200		△0.0	60.1	-

*騰落率は期首比です。

*債券先物比率は買い建て比率-売り建て比率。

◎運用経過

○期中の基準価額等の推移



○基準価額の主な変動要因

投資している短期有価証券やコール・ローンなどのマイナス金利環境を要因とする支払利息等。

○投資環境

国内経済は、新型コロナウイルス感染症の影響により依然として厳しい状況にある中で、持ち直しの動きが続いているものの、一部消費や雇用・所得環境に弱さが見られました。このような中、日本銀行は「長短金利操作付き量的・質的金融緩和」を継続し、2021年3月には、金融緩和の点検結果とその対応を公表しました。

TDB（国庫短期証券）3ヵ月物の利回りは、期を通して-0.1%前後で推移しました。また、無担保コール翌日物金利は-0.01～-0.07%程度で推移しました。

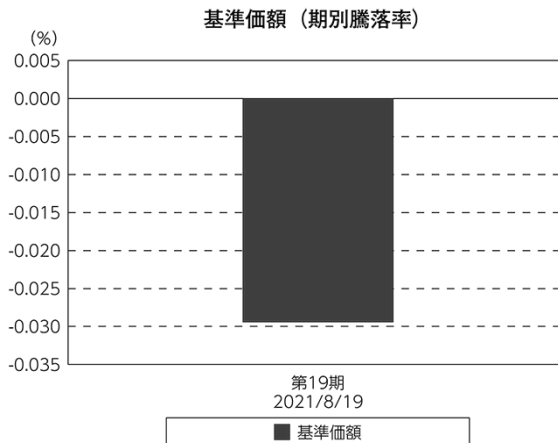
○当ファンドのポートフォリオ

残存1年以内の公社債やコマーシャル・ペーパー等の短期有価証券への投資を行ない、あわせてコール・ローン等で運用を行なうことで流動性の確保を図りました。

○当ファンドのベンチマークとの差異

当ファンドでは、値動きを表す適切な指数が存在しないため、ベンチマーク等はありません。

グラフは、期中の当ファンドの期別基準価額騰落率です。



◎今後の運用方針

残存1年以内の公社債やコマーシャル・ペーパー等の短期有価証券への投資を行ない、あわせてコール・ローン等で運用を行なうことで流動性の確保を図って運用いたします。

日本銀行によるマイナス金利政策のもと、主要な投資対象となる公社債の利回りや余資運用の際のコール・ローンの金利もマイナスとなる中、マイナス利回りの資産への投資等を通じて、基準価額が下落することが想定されますのでご注意ください。

引き続きご愛顧賜りますよう、よろしくお願い申し上げます。

○1万口当たりの費用明細

(2020年8月20日～2021年8月19日)

該当事項はございません。

○売買及び取引の状況

(2020年8月20日～2021年8月19日)

公社債

		買付額	売付額
国内	地方債証券	千円 2,933,243	千円 — (2,410,000)
	特殊債券	7,744,464	— (6,142,000)
	社債券 (投資法人債券を含む)	4,656,400	— (3,416,400)

*金額は受け渡し代金。(経過利子分は含まれておりません。)

*単位未満は切り捨て。

* () 内は償還等による増減分です。

*社債券 (投資法人債券を含む) には新株予約権付社債 (転換社債) は含まれておりません。

その他有価証券

		買付額	売付額
国内	コマーシャル・ペーパー	千円 200,000	千円 — (200,000)

*金額は受け渡し代金。

*単位未満は切り捨て。

* () 内は償還等による増減分です。

○利害関係人との取引状況等

(2020年8月20日～2021年8月19日)

利害関係人との取引状況

区 分	買付額等 A	うち利害関係人 との取引状況B		B A	売付額等 C	うち利害関係人 との取引状況D		D C
		百万円	百万円			百万円	百万円	
公社債	百万円 15,334	百万円 130	% 0.8		百万円 -	百万円 -	% -	

利害関係人とは、投資信託及び投資法人に関する法律第11条第1項に規定される利害関係人であり、当ファンドに係る利害関係人とは野村證券株式会社です。

○組入資産の明細

(2021年8月19日現在)

国内公社債

(A)国内(邦貨建)公社債 種類別開示

区 分	当 期 末							
	額 面 金 額	評 価 額	組 入 比 率	うちB B格以下 組 入 比 率	残存期間別組入比率			
					5年以上	2年以上	2年未満	
	千円	千円	%	%	%	%	%	
地方債証券	1,300,000 (1,300,000)	1,302,420 (1,302,420)	14.2 (14.2)	- (-)	- (-)	- (-)	- (-)	14.2 (14.2)
特殊債券 (除く金融債)	1,167,000 (1,167,000)	1,168,119 (1,168,119)	12.8 (12.8)	- (-)	- (-)	- (-)	- (-)	12.8 (12.8)
金融債券	1,230,000 (1,230,000)	1,230,089 (1,230,089)	13.4 (13.4)	- (-)	- (-)	- (-)	- (-)	13.4 (13.4)
普通社債券 (含む投資法人債券)	1,800,000 (1,800,000)	1,801,060 (1,801,060)	19.7 (19.7)	- (-)	- (-)	- (-)	- (-)	19.7 (19.7)
合 計	5,497,000 (5,497,000)	5,501,690 (5,501,690)	60.1 (60.1)	- (-)	- (-)	- (-)	- (-)	60.1 (60.1)

* ()内は非上場債で内書きです。

*組入比率は、純資産総額に対する評価額の割合。

*金額の単位未満は切り捨て。

*評価については金融商品取引業者、価格情報会社等よりデータを入手しています。

*残存期間が1年以内の公社債は原則として償却原価法により評価しています。

(B) 国内(邦貨建)公社債 銘柄別開示

銘柄	利 率	当 期		末	
		額 面 金 額	評 価 額	評 価 額	償 還 年 月 日
地方債証券	%	千円	千円		
東京都 公募第702回	1.04	100,000	100,353		2021/12/20
大阪府 公募第354回	1.03	100,000	100,201		2021/10/28
共同発行市場地方債 公募第102回	1.03	500,000	500,520		2021/9/24
熊本県 公募平成23年度第2回	1.0	340,000	340,645		2021/10/28
広島市 公募平成23年度第2回	1.0	200,000	200,380		2021/10/25
広島市 公募平成23年度第5回	1.01	60,000	60,319		2022/2/25
小 計		1,300,000	1,302,420		
特殊債券(除く金融債)					
政保 地方公共団体金融機構債券(8年)第2回	0.502	30,000	30,058		2021/12/24
日本高速道路保有・債務返済機構債券 政府保証債第152回	1.1	77,000	77,321		2021/12/28
首都高速道路 第19回	0.07	500,000	500,131		2021/12/20
阪神高速道路 第19回	0.02	460,000	460,073		2021/12/20
成田国際空港 第11回	1.067	100,000	100,534		2022/2/18
小 計		1,167,000	1,168,119		
金融債券					
商工債券 利付第802回い号	0.06	30,000	30,002		2022/3/25
しんきん中金債券 利付第321回	0.03	150,000	150,002		2021/8/27
しんきん中金債券 利付第322回	0.03	450,000	450,018		2021/9/27
商工債券 利付(3年)第223回	0.11	500,000	500,053		2021/8/27
商工債券 利付(3年)第224回	0.11	100,000	100,013		2021/9/27
小 計		1,230,000	1,230,089		
普通社債券(含む投資法人債券)					
中部電力 第522回	0.13	300,000	300,284		2022/4/25
関西電力 第525回	0.14	100,000	100,050		2021/12/20
クレディセゾン 第53回社債間限定同順位特約付	0.435	600,000	600,488		2021/10/22
トヨタファイナンス 第66回社債間限定同順位特約付	0.233	100,000	100,018		2021/9/17
三菱UFJリース 第43回社債間限定同順位特約付	0.06	500,000	500,088		2021/10/25
三井不動産 第44回社債間限定同順位特約付	1.173	200,000	200,129		2021/9/6
小 計		1,800,000	1,801,060		
合 計		5,497,000	5,501,690		

*額面・評価額の単位未満は切り捨て。

○投資信託財産の構成

(2021年8月19日現在)

項 目	当 期		末	
	評 価 額	比	評 価 額	率
公社債	千円	%		
	5,501,690	60.1		
コール・ローン等、その他	3,657,462	39.9		
投資信託財産総額	9,159,152	100.0		

*金額の単位未満は切り捨て。

○資産、負債、元本及び基準価額の状況 (2021年8月19日現在)

項目	当期末
	円
(A) 資産	9,159,152,994
コール・ローン等	3,648,709,633
公社債(評価額)	5,501,690,180
未収利息	6,302,831
前払費用	2,450,350
(B) 負債	3,052
未払利息	3,052
(C) 純資産総額(A-B)	9,159,149,942
元本	8,979,256,768
次期繰越損益金	179,893,174
(D) 受益権総口数	8,979,256,768口
1万口当たり基準価額(C/D)	10,200円

(注) 期首元本額は3,112,610,329円、期中追加設定元本額は11,088,903,882円、期中一部解約元本額は5,222,257,443円、1口当たり純資産額は1.0200円です。

○損益の状況 (2020年8月20日～2021年8月19日)

項目	当期
	円
(A) 配当等収益	26,935,137
受取利息	27,892,600
支払利息	△ 957,463
(B) 有価証券売買損益	△ 28,401,101
売買損	△ 28,401,101
(C) 当期損益金(A+B)	△ 1,465,964
(D) 前期繰越損益金	63,039,317
(E) 追加信託差損益金	223,303,118
(F) 解約差損益金	△ 104,983,297
(G) 計(C+D+E+F)	179,893,174
次期繰越損益金(G)	179,893,174

* 損益の状況の中で(B)有価証券売買損益は期末の評価換えによるものを含みます。

* 損益の状況の中で(E)追加信託差損益金とあるのは、信託の追加設定の際、追加設定をした価額から元本を差し引いた差額分をいいます。

* 損益の状況の中で(F)解約差損益金とあるのは、中途解約の際、元本から解約価額を差し引いた差額分をいいます。

○当マザーファンドを投資対象とする投資信託の当期末元本額

ファンド名	当期末
	元本額
	円
野村日経225ターゲット(公社債運用移行型)Xプライス(適格機関投資家専用)	2,690,621,577
野村日経225ターゲット(公社債運用移行型)Iプライス(適格機関投資家専用)	1,997,050,289
野村日経225ターゲット(公社債運用移行型)Hプライス(適格機関投資家専用)	1,977,425,742
ノムラスマートプレミアムファンドハイブリッド50(適格機関投資家私売制限付)	1,413,674,178
ノムラスマートプレミアムファンドハイブリッド30(非課税適格機関投資家専用)	287,434,434
野村世界業種別投資シリーズ(マネーパブル・ファンド)	241,214,028
ノムラ・アジア・シリーズ(マネーパブル・ファンド)	101,692,450
野村DC運用戦略ファンド	85,180,134
野村世界高金利通貨投資	34,318,227
野村DC運用戦略ファンド(マイルド)	7,492,405
第9回 野村短期公社債ファンド	5,094,831
第2回 野村短期公社債ファンド	3,919,169
第1回 野村短期公社債ファンド	3,037,421
ネクストコア	2,282,012
第5回 野村短期公社債ファンド	1,959,729
第12回 野村短期公社債ファンド	1,901,723
第11回 野村短期公社債ファンド	1,861,757
第3回 野村短期公社債ファンド	1,371,897
第4回 野村短期公社債ファンド	1,077,981
第6回 野村短期公社債ファンド	1,077,981
野村グローバル・ハイ・イールド債券投資(円コース)毎月分配型	984,834
野村グローバル・ハイ・イールド債券投資(資源国通貨コース)毎月分配型	984,834
野村グローバル・ハイ・イールド債券投資(アジア通貨コース)毎月分配型	984,834
野村グローバル・ハイ・イールド債券投資(円コース)年2回決算型	984,834
野村グローバル・ハイ・イールド債券投資(資源国通貨コース)年2回決算型	984,834

ファンド名	当期末
	元本額
	円
野村グローバル・ハイ・イールド債券投資(アジア通貨コース)年2回決算型	984,834
野村グローバルCB投資(円コース)毎月分配型	984,543
野村グローバルCB投資(資源国通貨コース)毎月分配型	984,543
野村グローバルCB投資(アジア通貨コース)毎月分配型	984,543
野村グローバルCB投資(円コース)年2回決算型	984,543
野村グローバルCB投資(資源国通貨コース)年2回決算型	984,543
野村グローバルCB投資(アジア通貨コース)年2回決算型	984,543
野村ドイチェ・高配当インフラ関連株投資(円コース)毎月分配型	984,252
野村ドイチェ・高配当インフラ関連株投資(豪ドルコース)毎月分配型	984,252
野村ドイチェ・高配当インフラ関連株投資(ブラジルレアルコース)毎月分配型	984,252
野村ドイチェ・高配当インフラ関連株投資(円コース)年2回決算型	984,252
野村ドイチェ・高配当インフラ関連株投資(豪ドルコース)年2回決算型	984,252
野村ドイチェ・高配当インフラ関連株投資(ブラジルレアルコース)年2回決算型	984,252
野村米国ブランド株投資(資源国通貨コース)毎月分配型	983,768
野村米国ブランド株投資(アジア通貨コース)毎月分配型	983,768
野村米国ブランド株投資(円コース)年2回決算型	983,768
野村米国ブランド株投資(資源国通貨コース)年2回決算型	983,768
野村米国ブランド株投資(アジア通貨コース)年2回決算型	983,768
ノムラ・グローバルトレンド(円コース)毎月分配型	983,672
ノムラ・グローバルトレンド(資源国通貨コース)毎月分配型	983,672
ノムラ・グローバルトレンド(アジア通貨コース)毎月分配型	983,672
ノムラ・グローバルトレンド(円コース)年2回決算型	983,672
ノムラ・グローバルトレンド(資源国通貨コース)年2回決算型	983,672
ノムラ・グローバルトレンド(アジア通貨コース)年2回決算型	983,672
野村テンブルトン・トータル・リターン Aコース	983,381

ファンド名	当期末
	元本額
	円
野村テンプルトン・トータル・リターン Cコース	983,381
野村テンプルトン・トータル・リターン Dコース	983,381
野村グローバル高配当株プレミアム (円コース) 毎月分配型	983,091
野村グローバル高配当株プレミアム (通貨セレクトコース) 毎月分配型	983,091
野村グローバル高配当株プレミアム (円コース) 年2回決算型	983,091
野村グローバル高配当株プレミアム (通貨セレクトコース) 年2回決算型	983,091
野村アジアハイ・イールド債券投信 (円コース) 毎月分配型	982,898
野村アジアハイ・イールド債券投信 (通貨セレクトコース) 毎月分配型	982,898
野村アジアハイ・イールド債券投信 (アジア通貨セレクトコース) 毎月分配型	982,898
野村アジアハイ・イールド債券投信 (円コース) 年2回決算型	982,898
野村アジアハイ・イールド債券投信 (通貨セレクトコース) 年2回決算型	982,898
野村アジアハイ・イールド債券投信 (アジア通貨セレクトコース) 年2回決算型	982,898
野村豪ドル債オープン・プレミアム毎月分配型	982,801
欧州ハイ・イールド・ボンド・ファンド (欧州通貨コース)	982,609
欧州ハイ・イールド・ボンド・ファンド (円コース)	982,609
欧州ハイ・イールド・ボンド・ファンド (豪ドルコース)	982,609
野村日本ブランド株投資 (円コース) 毎月分配型	982,609
野村日本ブランド株投資 (資源国通貨コース) 毎月分配型	982,609
野村日本ブランド株投資 (アジア通貨コース) 毎月分配型	982,609
野村日本ブランド株投資 (資源国通貨コース) 年2回決算型	982,609
野村日本ブランド株投資 (アジア通貨コース) 年2回決算型	982,609
野村米国ハイ・イールド債券投信 (通貨セレクトコース) 毎月分配型	982,609
野村ドイチェ・高配当インフラ関連株投信 (通貨セレクトコース) 毎月分配型	982,608
野村新世界高金利通貨投信	982,608
野村米国ハイ・イールド債券投信 (円コース) 毎月分配型	982,608
野村米国ハイ・イールド債券投信 (豪ドルコース) 毎月分配型	982,608
野村米国ハイ・イールド債券投信 (ブラジルレアルコース) 毎月分配型	982,608
野村米国ハイ・イールド債券投信 (南アフリカランドコース) 毎月分配型	982,608
野村米国ハイ・イールド債券投信 (トルコリラコース) 毎月分配型	982,608
野村米国ハイ・イールド債券投信 (豪ドルコース) 年2回決算型	982,608
野村米国ハイ・イールド債券投信 (ブラジルレアルコース) 年2回決算型	982,608
野村日本ブランド株投資 (豪ドルコース) 毎月分配型	982,608
野村日本ブランド株投資 (ブラジルレアルコース) 毎月分配型	982,608
野村日本ブランド株投資 (円コース) 年2回決算型	982,608
野村日本ブランド株投資 (豪ドルコース) 年2回決算型	982,608
野村日本ブランド株投資 (ブラジルレアルコース) 年2回決算型	982,608
野村日本ブランド株投資 (トルコリラコース) 年2回決算型	982,608
野村新米国ハイ・イールド債券投信 (円コース) 毎月分配型	982,608
野村新米国ハイ・イールド債券投信 (豪ドルコース) 毎月分配型	982,608
野村新米国ハイ・イールド債券投信 (ブラジルレアルコース) 毎月分配型	982,608
野村新米国ハイ・イールド債券投信 (南アフリカランドコース) 毎月分配型	982,608
野村新米国ハイ・イールド債券投信 (トルコリラコース) 年2回決算型	982,608
野村新米国ハイ・イールド債券投信 (ブラジルレアルコース) 年2回決算型	982,608
野村新エマージング債券投信 (円コース) 毎月分配型	982,608
野村新エマージング債券投信 (ブラジルレアルコース) 毎月分配型	982,608
野村新エマージング債券投信 (インドネシアルピアコース) 毎月分配型	982,608
野村新エマージング債券投信 (円コース) 年2回決算型	982,608
野村新エマージング債券投信 (ブラジルレアルコース) 年2回決算型	982,608
野村新エマージング債券投信 (中国元コース) 年2回決算型	982,608
野村アジアCB投信 (毎月分配型)	982,608
野村PIMCO新興国インフラ関連債券投信 (アジア通貨コース) 毎月分配型	982,608
野村グローバルREITプレミアム (円コース) 毎月分配型	982,608
野村グローバルREITプレミアム (通貨セレクトコース) 毎月分配型	982,608
野村グローバルREITプレミアム (円コース) 年2回決算型	982,608
野村グローバルREITプレミアム (通貨セレクトコース) 年2回決算型	982,608
野村日本ブランド株投資 (トルコリラコース) 毎月分配型	982,607
野村新エマージング債券投信 (豪ドルコース) 毎月分配型	982,607
野村新エマージング債券投信 (中国元コース) 毎月分配型	982,607

ファンド名	当期末
	元本額
	円
野村PIMCO新興国インフラ関連債券投信 (円コース) 毎月分配型	982,607
野村PIMCO新興国インフラ関連債券投信 (資源国通貨コース) 毎月分配型	982,607
野村日本高配当株プレミアム (円コース) 毎月分配型	982,415
野村日本高配当株プレミアム (通貨セレクトコース) 毎月分配型	982,415
野村日本高配当株プレミアム (円コース) 年2回決算型	982,415
野村日本高配当株プレミアム (通貨セレクトコース) 年2回決算型	982,415
野村高配当インフラ関連株プレミアム (円コース) 毎月分配型	982,029
野村高配当インフラ関連株プレミアム (通貨セレクトコース) 毎月分配型	982,029
野村高配当インフラ関連株プレミアム (円コース) 年2回決算型	982,029
野村高配当インフラ関連株プレミアム (通貨セレクトコース) 年2回決算型	982,029
野村カルミニャック・ファンド Aコース	981,547
野村カルミニャック・ファンド Bコース	981,547
野村通貨選択日本株投信 (米ドルコース) 毎月分配型	981,451
野村通貨選択日本株投信 (米ドルコース) 年2回決算型	981,451
野村エマージング債券プレミアム毎月分配型	981,451
野村エマージング債券プレミアム年2回決算型	981,451
ノムラ THE USA Aコース	981,258
ノムラ THE USA Bコース	981,258
野村グローバルボンド投信 Bコース	980,489
野村グローバルボンド投信 Dコース	980,489
野村グローバルボンド投信 Fコース	980,489
野村高配当インフラ関連株ファンド (米ドルコース) 毎月分配型	980,297
野村高配当インフラ関連株ファンド (通貨セレクトコース) 毎月分配型	980,297
野村高配当インフラ関連株ファンド (米ドルコース) 年2回決算型	980,297
グローバル・ストック Bコース	979,528
グローバル・ストック Dコース	979,528
野村通貨選択日本株投信 (メキシコペソコース) 毎月分配型	626,503
野村豪ドル債オープン・プレミアム年2回決算型	491,401
野村通貨選択日本株投信 (ブラジルレアルコース) 毎月分配型	398,357
第10回 野村短期公社債ファンド	391,715
野村通貨選択日本株投信 (メキシコペソコース) 年2回決算型	373,897
第7回 野村短期公社債ファンド	204,767
野村通貨選択日本株投信 (豪ドルコース) 毎月分配型	177,539
野村通貨選択日本株投信 (インドルピーコース) 毎月分配型	149,947
野村通貨選択日本株投信 (豪ドルコース) 年2回決算型	132,547
野村通貨選択日本株投信 (トルコリラコース) 毎月分配型	123,377
野村通貨選択日本株投信 (ブラジルレアルコース) 年2回決算型	100,946
野村米国ハイ・イールド債券投信 (通貨セレクトコース) 年2回決算型	98,262
野村米国ハイ・イールド債券投信 (米ドルコース) 毎月分配型	98,261
野村米国ハイ・イールド債券投信 (ユーロコース) 毎月分配型	98,261
野村米国ハイ・イールド債券投信 (円コース) 年2回決算型	98,261
野村米国ハイ・イールド債券投信 (米ドルコース) 年2回決算型	98,261
野村米国ハイ・イールド債券投信 (トルコリラコース) 年2回決算型	98,261
野村日本ブランド株投資 (南アフリカランドコース) 毎月分配型	98,261
野村新米国ハイ・イールド債券投信 (円コース) 年2回決算型	98,261
野村新米国ハイ・イールド債券投信 (南アフリカランドコース) 年2回決算型	98,261
野村新エマージング債券投信 (米ドルコース) 毎月分配型	98,261
野村新エマージング債券投信 (南アフリカランドコース) 毎月分配型	98,261
野村新エマージング債券投信 (米ドルコース) 年2回決算型	98,261
野村新エマージング債券投信 (インドネシアルピアコース) 年2回決算型	98,261
野村ドイチェ・高配当インフラ関連株投信 (米ドルコース) 毎月分配型	98,261
野村ドイチェ・高配当インフラ関連株投信 (米ドルコース) 年2回決算型	98,261
野村PIMCO新興国インフラ関連債券投信 (円コース) 年2回決算型	98,261
野村PIMCO新興国インフラ関連債券投信 (資源国通貨コース) 年2回決算型	98,261
野村PIMCO新興国インフラ関連債券投信 (アジア通貨コース) 年2回決算型	98,261
野村米国ブランド株投資 (円コース) 毎月分配型	98,261
野村テンプルトン・トータル・リターン Bコース	98,261
野村ドイチェ・高配当インフラ関連株投信 (通貨セレクトコース) 年2回決算型	98,261

ファンド名	当期末
	元本額
	円
第8回 野村短期公社債ファンド	98,261
野村米国ハイ・イールド債券投信(南アフリカランドコース)年2回決算型	98,260
野村日本ブランド株投資(南アフリカランドコース)年2回決算型	98,260
野村新米国ハイ・イールド債券投信(豪ドルコース)年2回決算型	98,260
野村新米国ハイ・イールド債券投信(トルコリラコース)年2回決算型	98,260
野村新エマージング債券投信(豪ドルコース)年2回決算型	98,260
野村グローバルボンド投信 Aコース	98,049
野村グローバルボンド投信 Cコース	98,049
野村グローバルボンド投信 Eコース	98,049
野村環境リーダーズ戦略ファンド Aコース	98,020
野村環境リーダーズ戦略ファンド Bコース	98,020
野村ブラックロック循環経済関連株投信 Aコース	98,011
野村ブラックロック循環経済関連株投信 Bコース	98,011
(年3%目標払出)のむらっぴ・ファンド(普通型)	98,001
(年6%目標払出)のむらっぴ・ファンド(普通型)	98,001
グローバル・ストック Aコース	97,953
グローバル・ストック Cコース	97,953
野村通貨選択日本株投信(インドルピーコース)年2回決算型	63,772
野村通貨選択日本株投信(ロシアルーブルコース)毎月分配型	48,092
野村通貨選択日本株投信(中国元コース)年2回決算型	41,054
野村通貨選択日本株投信(インドネシアルピアコース)毎月分配型	27,600
野村通貨選択日本株投信(中国元コース)毎月分配型	23,859
野村通貨選択日本株投信(トルコリラコース)年2回決算型	18,851
野村通貨選択日本株投信(インドネシアルピアコース)年2回決算型	14,308
野村通貨選択日本株投信(ロシアルーブルコース)年2回決算型	13,741
ノムラ新興国債券ファンズ(野村SMA向け)	10,000
野村米国ハイ・イールド債券投信(ユーロコース)年2回決算型	9,826
野村新エマージング債券投信(南アフリカランドコース)年2回決算型	9,826
野村DCテンプレートン・トータル・リターン Aコース	9,818
野村DCテンプレートン・トータル・リターン Bコース	9,818
野村日本ブランド株投資(米ドルコース)毎月分配型	9,809
野村日本ブランド株投資(メキシコペソコース)毎月分配型	9,809
野村日本ブランド株投資(米ドルコース)年2回決算型	9,809

ファンド名	当期末
	元本額
	円
野村日本ブランド株投資(メキシコペソコース)年2回決算型	9,809
野村アジアハイ・イールド債券投信(米ドルコース)毎月分配型	9,808
野村アジアハイ・イールド債券投信(米ドルコース)年2回決算型	9,808
野村米国ハイ・イールド債券投信(メキシコペソコース)毎月分配型	9,808
野村米国ハイ・イールド債券投信(メキシコペソコース)年2回決算型	9,808
野村米国ブランド株投資(米ドルコース)毎月分配型	9,807
野村米国ブランド株投資(米ドルコース)年2回決算型	9,807
野村PIMCO新興国インフラ関連債券投信(米ドルコース)毎月分配型	9,807
野村PIMCO新興国インフラ関連債券投信(米ドルコース)年2回決算型	9,807
野村新米国ハイ・イールド債券投信(米ドルコース)毎月分配型	9,805
野村新米国ハイ・イールド債券投信(メキシコペソコース)毎月分配型	9,805
野村新米国ハイ・イールド債券投信(米ドルコース)年2回決算型	9,805
野村新米国ハイ・イールド債券投信(メキシコペソコース)年2回決算型	9,805
野村高配当インフラ関連株ファンド(円コース)毎月分配型	9,803
野村高配当インフラ関連株ファンド(円コース)年2回決算型	9,803
野村高配当インフラ関連株ファンド(通貨セレクトコース)年2回決算型	9,803
ノムラ新興国債券ファンズ(野村SMA・EW向け)	9,801
野村ブルーベイトータルリターンファンド(野村SMA・EW向け)	9,801
野村PIMCO米国投資適格債券戦略ファンド(為替ヘッジあり)毎月分配型	9,797
野村PIMCO米国投資適格債券戦略ファンド(為替ヘッジあり)年2回決算型	9,797
野村ウエスタン・世界債券戦略ファンド Aコース	9,797
野村ウエスタン・世界債券戦略ファンド Bコース	9,797
野村ウエスタン・世界債券戦略ファンド Cコース	9,797
野村ウエスタン・世界債券戦略ファンド Dコース	9,797
野村ファンドラップ債券プレミア	9,795
野村ファンドラップオルタナティブプレミア	9,795
野村グローバル・クオリティ・グロース Aコース(野村SMA・EW向け)	9,794
野村グローバル・クオリティ・グロース Bコース(野村SMA・EW向け)	9,794
野村MFSグローバル・リサーチ・フォーカス株式 Aコース(野村SMA・EW向け)	9,794
野村MFSグローバル・リサーチ・フォーカス株式 Bコース(野村SMA・EW向け)	9,794
野村通貨選択日本株投信(ユーロコース)年2回決算型	3,114
野村通貨選択日本株投信(ユーロコース)毎月分配型	966

〇お知らせ

該当事項はございません。