

野村ファンドラップ オルタナティブプレミア

運用報告書(全体版)

第13期（決算日2023年7月20日）

作成対象期間（2023年1月21日～2023年7月20日）

受益者のみなさまへ

平素は格別のご愛顧を賜り、厚く御礼申し上げます。
当作成対象期間の運用状況等についてご報告申し上げます。
今後とも一層のお引立てを賜りますよう、お願い申し上げます。

●当ファンドの仕組みは次の通りです。

商品分類	追加型投信／内外／資産複合／特殊型（絶対収益追求型）
信託期間	2016年10月21日以降、無期限とします。
運用方針	主として、世界各国（新興国を含みます。）の株式、債券、不動産投資信託、商品等を実質的な投資対象とし、デリバティブ取引、為替予約取引等を実質的な取引対象とすることにより、絶対収益の獲得を目指して運用を行なう投資信託証券（投資信託の受益証券（投資法人の投資証券を含みます。）。以下同じ。）に投資し、信託財産の成長を目標に運用を行なうことを基本とします。 外貨建ての投資信託証券に投資する場合は、当該投資信託証券に対して対円での為替ヘッジを行なうことを基本とします。
主な投資対象	主として有価証券に投資する投資信託証券を主要投資対象とします。なお、コマーシャル・ペーパー等の短期有価証券ならびに短期金融商品等に直接投資する場合があります。
主な投資制限	投資信託証券への投資割合には制限を設けません。 外貨建資産への投資割合には制限を設けません。
分配方針	毎決算時に、原則として経費控除後の繰越分を含めた利子・配当等収益と売買益（評価益を含みます。）等から、基準価額水準等を勘案して分配します。留保益の運用については、特に制限を設けず、元本部分と同一の運用を行ないます。

野村アセットマネジメント

東京都江東区豊洲二丁目2番1号



サポートダイヤル 0120-753104

〈受付時間〉 営業日の午前9時～午後5時



ホームページ <http://www.nomura-am.co.jp/>

○最近5期の運用実績

決算期	基準 (分配落)	価額		債 組 入 比 率	債 先 物 比 率	投 資 組 入 比 率	信 託 組 入 比 率	純 資 産 額
		税 分 込 配 金	騰 落 率					
9期(2021年7月20日)	円 9,168	円 0	% 0.7	% 0.0	% -	% 99.1	%	百万円 28,801
10期(2022年1月20日)	9,101	0	△0.7	0.0	-	98.8		29,668
11期(2022年7月20日)	8,691	0	△4.5	0.0	-	98.8		27,738
12期(2023年1月20日)	8,661	0	△0.3	0.0	-	95.2		27,733
13期(2023年7月20日)	8,572	0	△1.0	0.0	-	99.2		26,372

*当ファンドはマザーファンドを組み入れますので、「債券組入比率」、「債券先物比率」は実質比率を記載しております。

*債券先物比率は買い建て比率-売り建て比率。

*当ファンドでは、値動きを表す適切な指数が存在しないため、ベンチマーク等はありません。

○当期中の基準価額と市況等の推移

年 月 日	基 準	価 額		債 組 入 比 率	債 先 物 比 率	投 資 組 入 比 率	信 託 組 入 比 率
		騰 落 率	騰 落 率				
(期首) 2023年1月20日	円 8,661	% -	% 0.0	% -	% 95.2		
1月末	8,664	0.0	0.0	-	95.3		
2月末	8,663	0.0	0.0	-	95.1		
3月末	8,716	0.6	0.0	-	95.2		
4月末	8,725	0.7	0.0	-	99.0		
5月末	8,660	△0.0	0.0	-	99.3		
6月末	8,588	△0.8	0.0	-	99.1		
(期末) 2023年7月20日	8,572	△1.0	0.0	-	99.2		

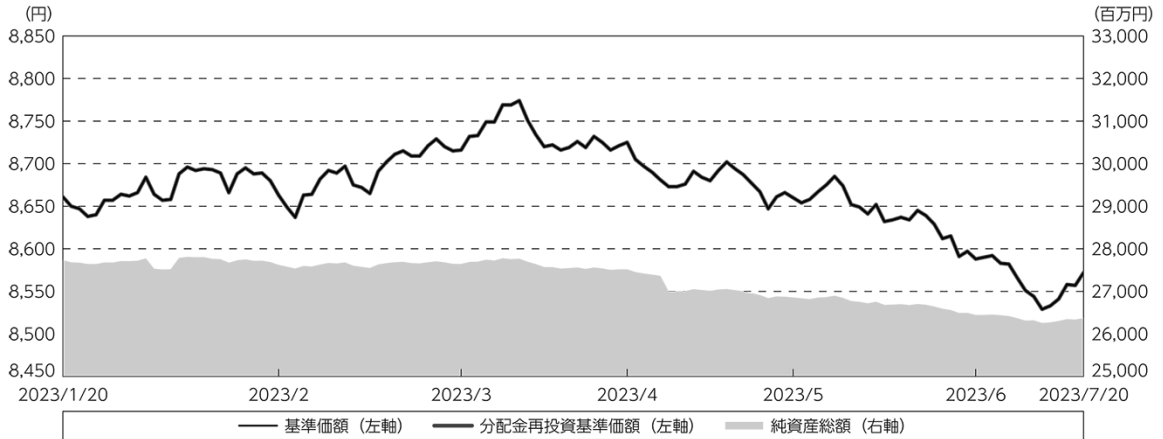
*騰落率は期首比です。

*当ファンドはマザーファンドを組み入れますので、「債券組入比率」、「債券先物比率」は実質比率を記載しております。

*債券先物比率は買い建て比率-売り建て比率。

◎運用経過

○期中の基準価額等の推移



期首：8,661円

期末：8,572円 (既払分配金(税込み)：0円)

騰落率：△ 1.0% (分配金再投資ベース)

- (注) 分配金再投資基準価額は、分配金(税込み)を分配時に再投資したものとみなして計算したもので、ファンド運用の実質的なパフォーマンスを示すものです。作成期首(2023年1月20日)の値が基準価額と同一となるように指数化しております。
- (注) 分配金を再投資するかどうかについてはお客様がご利用のコースにより異なります。また、ファンドの購入価額により課税条件も異なります。したがって、個々のお客様の損益の状況を示すものではありません。
- (注) 上記騰落率は、小数点以下第2位を四捨五入して表示しております。

○基準価額の主な変動要因

基準価額は、期首8,661円から期末8,572円となりました。

(下落要因)

「フランクリン・テンプレトン・カレンシー・アルファ・ファンドF」が値下がりにしたこと。

○投資環境

<世界株式市場>

米欧でインフレに対する過度な懸念が和らいだことや、米国の利上げ打ち止め期待が高まったことなどから上昇し、当作成期間では値上がりとなりました。

<世界債券市場>

米国債券は、FRB（米連邦準備制度理事会）による金融引き締めの長期化観測が市場の下押し要因となり、当作成期では値下がりとなりました。欧州債券は、複数のECB（欧州中央銀行）高官が更なる金融引き締めの必要性に言及したことなどから下落し、当作成期間では値下がりとなりました。

<為替市場>

海外の中央銀行による金融引き締め継続と日銀の大規模な金融緩和策の維持が示されたことなどから、当作成期間では、米ドル、ユーロともに円に対して上昇（円安）となりました。

○当ファンドのポートフォリオ

世界各国（新興国を含みます。）の株式、債券、不動産投資信託（REIT）※、商品等を実質的な投資対象とし、デリバティブ取引、為替予約取引等を実質的な取引対象とすることにより、絶対収益の獲得を目指して運用を行なう投資信託証券を主要投資対象とし、信託財産の成長を目標に運用を行ないました。

※世界の金融商品取引所に上場（これに準ずるものを含みます。）されている不動産投資信託証券（一般社団法人投資信託協会規則に定める不動産投資信託証券をいいます。）とします。なお、国によっては、「不動産投資信託証券」について、「REIT」という表記を用いていない場合もありますが、ファンドにおいては、こうした場合も含め、全て「REIT」といいます。

・投資信託証券組入比率

投資方針に基づいて、当作成期を通じて高位の組入れを維持しました。

・指定投資信託証券の見直し

当作成期間においては、指定投資信託証券（投資対象ファンド）の見直しを行ないました。

追加ファンド：「PGIMワドワニ・ケインズ・システムティック・アブソリュート・リターン・ファンド 日本円IAキュムレーションクラス（円ヘッジ）」、
「M&Gエピソード・マクロ・ファンドTI-JPYクラス（円ヘッジ）」

削除ファンド：「ノムラスマートプレミアムF」

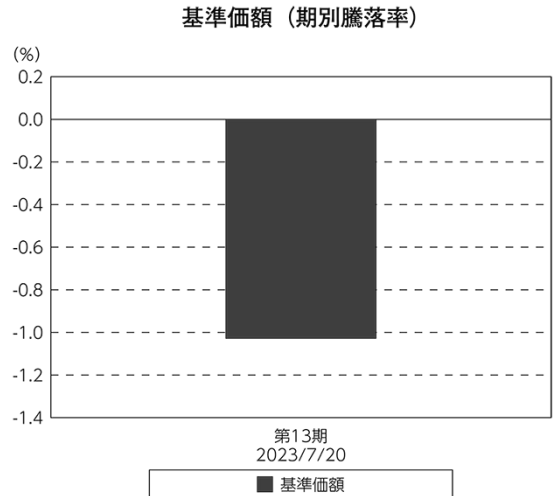
・指定投資信託証券の組入れ比率推移

ファンド名	期首	1月末	2月末	3月末	4月末	5月末	6月末	期末
スパークス・日本株・双剣ファンドF	12.1%	12.3%	12.3%	12.2%	11.9%	12.4%	12.4%	12.3%
フランクリン・テンブルトン・カレンシー・アルファ・ファンドF	21.9%	21.8%	20.5%	20.6%	19.8%	20.1%	19.3%	19.3%
ブラックロック・ストラテジック・ファンズ ブラックロック・アメリカズ・ダイバーシファイド・エクイティ・アブソルート・リターン・ファンド クラスI2 円ヘッジ	22.8%	23.1%	23.7%	23.4%	19.7%	19.4%	19.9%	20.1%
ピクテTR-アトラスHI-JPYクラス (円建て円ヘッジ)	23.5%	23.5%	23.5%	23.6%	19.8%	20.0%	20.1%	20.2%
ノルデア1- アルファ15・エムエー・ファンド HBI-JPYクラス (円ヘッジ)	14.8%	14.4%	15.1%	15.2%	13.0%	12.4%	12.0%	12.2%
PGIMワドワニ・ケインズ・システムティック・アブソルート・リターン・ファンド 日本円IAキュムレーションクラス (円ヘッジ)	—	—	—	—	5.9%	6.0%	6.1%	6.0%
M&Gエピソード・マクロ・ファンドTI-JPYクラス (円ヘッジ)	—	—	—	—	8.9%	9.1%	9.2%	9.2%
野村マネー マザーファンド	0.0%	0.0%	0.0%	0.0%	0.0%	0.0%	0.0%	0.0%
ノムラスマートプレミアムF	0.1%	0.1%	0.1%	0.1%	—	—	—	—

○当ファンドのベンチマークとの差異

当ファンドでは、値動きを表す適切な指数が存在しないため、ベンチマーク等はありません。

グラフは、期中の当ファンドの期別基準価額騰落率です。



(注) 基準価額の騰落率は分配金込みです。

◎分配金

収益分配金については、基準価額水準等を勘案して決定しました。
留保益の運用については、特に制限を設けず、元本部分と同一の運用を行いません。

◎分配原資の内訳

(単位：円、1万口当たり・税込み)

項 目	第13期
	2023年1月21日～ 2023年7月20日
当期分配金 (対基準価額比率)	— —%
当期の収益	—
当期の収益以外	—
翌期繰越分配対象額	74

(注) 対基準価額比率は当期分配金(税込み)の期末基準価額(分配金込み)に対する比率であり、ファンドの収益率とは異なります。

(注) 当期の収益、当期の収益以外は小数点以下切捨てで算出しているため合計が当期分配金と一致しない場合があります。

◎今後の運用方針

以下のように、定性的に高く評価したファンドを中心に、リスク分散を考慮して投資することで、多くの運用者の資産運用スキルを効率よく活用することを目指します。

- 1) 各投資対象ファンドについて「ファンドの運用目標を中長期的に安定して達成する可能性」を定性的に評価します。
- 2) 各投資対象ファンドの「リスク特性」^(注)を定量的に分析します。
- 3) 定性的に高く評価したファンドを中心に、「リスク特性」の状況などにも配慮しつつ、組入ファンドの投資比率の調整を行いません。

(注) ここでいう「リスク特性」とは、資産配分など各ファンドの値動きに影響を与える特徴的な要因をいいます。

引き続きご愛顧賜りますよう、よろしくお願い申し上げます。

※店頭デリバティブ取引に関する国際的な規制強化について

店頭デリバティブ取引等の金融取引に関して、国際的に規制の強化が行なわれており、ファンドが実質的に活用する当該金融取引が当該規制強化等の影響を受け、当該金融取引を行なうための担保として現金等を提供する必要がある場合があります。その場合、追加的に現金等を保有するため、ファンドの実質的な主要投資対象の組入比率が下がり、高位に組入れた場合に期待される投資効果が得られないことが想定されます。また、その結果として、実質的な主要投資対象を高位に組入れた場合と比べてファンドのパフォーマンスが悪化する場合があります。

○ 1 万口当たりの費用明細

(2023年 1月21日～2023年 7月20日)

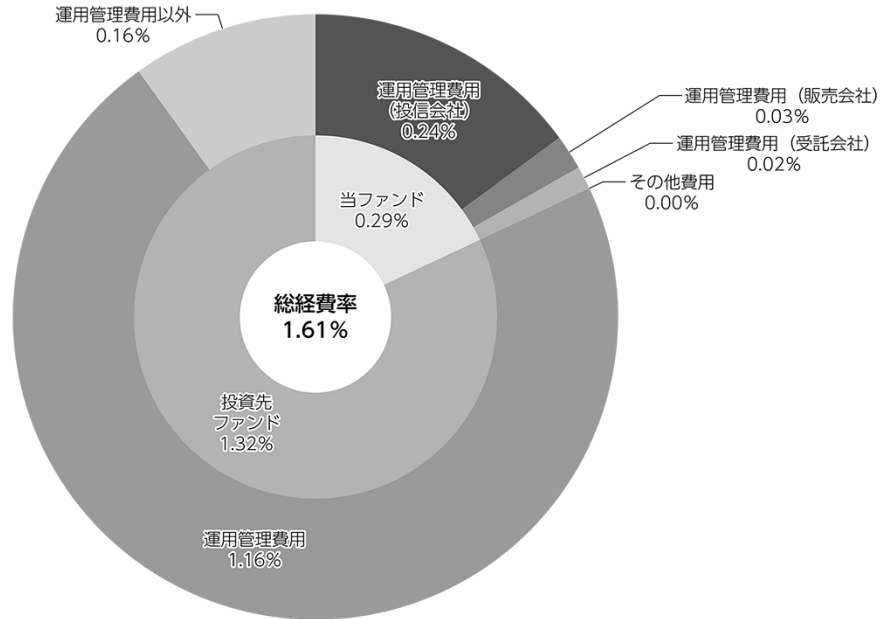
項 目	当 期		項 目 の 概 要
	金 額	比 率	
(a) 信 託 報 酬	円 13	% 0.147	(a) 信託報酬＝期中の平均基準価額×信託報酬率
(投 信 会 社)	(10)	(0.120)	ファンドの運用とそれに伴う調査、受託会社への指図、法定書面等の作成、基準価額の算出等
(販 売 会 社)	(1)	(0.016)	購入後の情報提供、運用報告書等各種書類の送付、口座内でのファンドの管理および事務手続き等
(受 託 会 社)	(1)	(0.011)	ファンドの財産の保管・管理、委託会社からの指図の実行等
(b) そ の 他 費 用	0	0.002	(b) その他費用＝期中のその他費用÷期中の平均受益権口数
(監 査 費 用)	(0)	(0.002)	監査費用は、監査法人等に支払うファンドの監査に係る費用
合 計	13	0.149	
期中の平均基準価額は、8,669円です。			

- * 期中の費用（消費税等のかかるものは消費税等を含む）は、追加・解約により受益権口数に変動があるため、簡便法により算出した結果です。
* 各金額は項目ごとに円未満は四捨五入してあります。
* その他費用は、このファンドが組み入れているマザーファンドが支払った金額のうち、当ファンドに対応するものを含みます。
* 各項目の費用は、このファンドが組み入れている投資信託証券（マザーファンドを除く。）が支払った費用を含みません。
* 各比率は1万口当たりのそれぞれの費用金額（円未満の端数を含む）を期中の平均基準価額で除して100を乗じたもので、項目ごとに小数第3位未満は四捨五入してあります。

(参考情報)

○総経費率

当期中の運用・管理にかかった費用の総額（原則として、募集手数料、売買委託手数料及び有価証券取引税を除く。）を期中の平均受益権口数に期中の平均基準価額（1口当たり）を乗じた数で除した総経費率（年率）は1.61%です。



(単位: %)

総経費率(①+②+③)	1.61
①当ファンドの費用の比率	0.29
②投資先ファンドの運用管理費用の比率	1.16
③投資先ファンドの運用管理費用以外の比率	0.16

(注) 当ファンドの費用は1万口当たりの費用明細において用いた簡便法により算出したものです。

(注) 当ファンドの費用は、原則として、募集手数料、売買委託手数料および有価証券取引税を含みません。

(注) 投資先ファンドの費用は、投資先ファンドの開示基準に基づき算出したものです。

(注) 各比率は、年率換算した値です。

(注) 投資先ファンドとは、当ファンドが組み入れている投資信託証券（マザーファンドを除く。）です。

(注) 当ファンドの費用は、マザーファンドが支払った費用を含み、投資先ファンドが支払った費用を含みません。

(注) 当ファンドのその他費用には、監査法人等に支払うファンドの監査に係る費用が含まれます。

(注) 当ファンドの費用と投資先ファンドの費用は、計上された期間が異なる場合があります。

(注) 投資先ファンドの費用は、交付運用報告書作成時点において、委託会社が知りうる情報をもとに作成しています。

(注) 上記の前提条件で算出したものです。このため、これらの値はあくまでも参考であり、実際に発生した費用の比率とは異なります。

○売買及び取引の状況

(2023年1月21日～2023年7月20日)

投資信託証券

銘柄		買付		売付	
		口数	金額	口数	金額
国内	ノムラスマートプレミアムF	—	—	3,456	29,178
	フランクリン・テンブルトン・カレンシー・アルファ・ファンドF	—	—	62,711	598,241
	スパークス・日本株・双剣ファンドF	—	—	38,243	397,106
	フラックロック・ストラテジック・ファンズ フラックロック・アメリカス・ダイバースィファイド・ エクイティ・アブサルト・リターン・ファンドクラスII 円ヘッジ	—	—	99,575	1,057,953
	ノルデア1-アルファ15・エムエー・ファンド HBI-JPYクラス(円ヘッジ)	7,325	88,873	68,492	874,374
	M&Gエピソード・マクロ・ファンドTI-JPYクラス(円ヘッジ)	2,434,842	2,444,287	—	—
	PGMワドワエ・ケインズ・システムティック・アブソリュート・リターン・ファンド 日本円17キュレーションクラス(円ヘッジ)	148,292	1,627,415	—	—
	ビクテTR-アトラスHI-JPYクラス(円建て円ヘッジ)	—	—	99,730	1,201,193
	合 計	2,590,459	4,160,576	372,207	4,158,048

*金額は受け渡し代金。

*金額の単位未満は切り捨て。

*銘柄コード等の変更があった銘柄は、別銘柄として掲載しております。

○利害関係人との取引状況等

(2023年1月21日～2023年7月20日)

利害関係人との取引状況

<野村ファンドラップオルタナティブプレミア>

区分	買付額等 A	うち利害関係人 との取引状況B	$\frac{B}{A}$	売付額等 C	うち利害関係人 との取引状況D	$\frac{D}{C}$
投資信託証券	百万円 4,160	百万円 —	% —	百万円 4,158	百万円 1,024	% 24.6

<野村マネー マザーファンド>

該当事項はございません。

利害関係人とは、投資信託及び投資法人に関する法律第11条第1項に規定される利害関係人であり、当ファンドに係る利害関係人とは野村信託銀行です。

○組入資産の明細

(2023年7月20日現在)

ファンド・オブ・ファンズが組入れた邦貨建ファンドの明細

銘	柄	期首(前期末)	当 期 末		
		口 数	口 数	評 価 額	比 率
		口	口	千円	%
ノムラスマートプレミアムF		3,456	—	—	—
フランクリン・templton・カレンシー・アルファ・ファンドF		621,347	558,636	5,080,794	19.3
スパークス・日本株・双剣ファンドF		338,662	300,419	3,238,817	12.3
ブラックロック・ストラテジック・ファンズ ブラックロック・アメリカズ・ダイバース・ファイド・エクイティ・アプソルート・リターン・ファンドクラスI2 円ヘッジ		605,591	506,016	5,294,592	20.1
ノルデア1ーアルファ15・エムエー・ファンド HBI-JPYクラス (円ヘッジ)		332,689	271,522	3,208,997	12.2
M&Gエピソード・マクロ・ファンドTI-JPYクラス (円ヘッジ)		—	2,434,842	2,425,460	9.2
PGIMワドワニ・ケインズ・システムティック・アプソリュート・リターン・ファンド		—	148,292	1,594,035	6.0
日本円Iアキュムレーションクラス (円ヘッジ)		—	—	—	—
ピクテTRーアトラスHI-JPYクラス (円建て円ヘッジ)		542,178	442,448	5,330,171	20.2
合 計		2,443,923	4,662,175	26,172,868	99.2

*比率は、純資産総額に対する評価額の比率。

*評価額の単位未満は切り捨て。

*銘柄コード等の変更があった銘柄は、別銘柄として掲載しております。

親投資信託残高

銘	柄	期首(前期末)	当 期 末	
		口 数	口 数	評 価 額
		千口	千口	千円
野村マネー マザーファンド		9	9	9

*口数・評価額の単位未満は切り捨て。

○投資信託財産の構成

(2023年7月20日現在)

項 目	当 期 末	
	評 価 額	比 率
	千円	%
投資信託受益証券	26,172,868	98.9
野村マネー マザーファンド	9	0.0
コール・ローン等、その他	289,716	1.1
投資信託財産総額	26,462,593	100.0

*金額の単位未満は切り捨て。

○資産、負債、元本及び基準価額の状況 (2023年7月20日現在)

項 目	当 期 末
	円
(A) 資産	26,462,593,169
コール・ローン等	289,714,964
投資信託受益証券(評価額)	26,172,868,219
野村マネー マザーファンド(評価額)	9,986
(B) 負債	89,725,507
未払解約金	49,114,820
未払信託報酬	40,164,063
未払利息	414
その他未払費用	446,210
(C) 純資産総額(A-B)	26,372,867,662
元本	30,766,717,245
次期繰越損益金	△ 4,393,849,583
(D) 受益権総口数	30,766,717,245口
1万口当たり基準価額(C/D)	8,572円

(注) 期首元本額は32,021,264,854円、期中追加設定元本額は1,305,626,024円、期中一部解約元本額は2,560,173,633円、1口当たり純資産額は0.8572円です。

○損益の状況 (2023年1月21日～2023年7月20日)

項 目	当 期
	円
(A) 配当等収益	△ 95,711
受取利息	156
支払利息	△ 95,867
(B) 有価証券売買損益	△ 233,497,965
売買益	349,966,791
売買損	△ 583,464,756
(C) 信託報酬等	△ 40,610,273
(D) 当期損益金(A+B+C)	△ 274,203,949
(E) 前期繰越損益金	△1,757,711,291
(F) 追加信託差損益金	△2,361,934,343
(配当等相当額)	(195,212,684)
(売買損益相当額)	(△2,557,147,027)
(G) 計(D+E+F)	△4,393,849,583
(H) 収益分配金	0
次期繰越損益金(G+H)	△4,393,849,583
追加信託差損益金	△2,361,934,343
(配当等相当額)	(195,212,684)
(売買損益相当額)	(△2,557,147,027)
分配準備積立金	33,038,517
繰越損益金	△2,064,953,757

*損益の状況の中で(B)有価証券売買損益は期末の評価換えによるものを含みます。

*損益の状況の中で(C)信託報酬等には信託報酬に対する消費税等相当額を含めて表示しています。

*損益の状況の中で(F)追加信託差損益金とあるのは、信託の追加設定の際、追加設定をした価額から元本を差し引いた差額分をいいます。

(注) 分配金の計算過程(2023年1月21日～2023年7月20日)は以下の通りです。

項 目	当 期
	2023年1月21日～ 2023年7月20日
a. 配当等収益(経費控除後)	0円
b. 有価証券売買等損益(経費控除後・繰越欠損金補填後)	0円
c. 信託約款に定める収益調整金	195,212,684円
d. 信託約款に定める分配準備積立金	33,038,517円
e. 分配対象収益(a+b+c+d)	228,251,201円
f. 分配対象収益(1万口当たり)	74円
g. 分配金	0円
h. 分配金(1万口当たり)	0円

○分配金のお知らせ

1万口当たり分配金（税込み）	0円
----------------	----

※分配落ち後の基準価額が個別元本と同額または上回る場合、分配金は全額普通分配金となります。

※分配前の基準価額が個別元本を上回り、分配後の基準価額が個別元本を下回る場合、分配金は個別元本を上回る部分が普通分配金、下回る部分が元本払戻金（特別分配金）となります。

※分配前の基準価額が個別元本と同額または下回る場合、分配金は全額元本払戻金（特別分配金）となります。

○お知らせ

該当事項はございません。

スパークス・日本株・双剣ファンドF（適格機関投資家専用）

第2期(2022年2月11日～2023年2月10日)

○当ファンドの仕組み

商品分類	—	
信託期間	無期限（2021年4月8日設定）	
運用方針	わが国の株式市場全体の動向による価格変動リスクを抑制しつつ、絶対値基準での信託財産の中・長期的な安定的成長を図ることを目標に運用します。その目的達成のため、将来の成長の見込まれる株式、過小評価されている株式を取得し、一方過大評価されている魅力の乏しい株式を空売りする運用およびその他の派生商品を利用した運用を行います。投資対象は円建て資産としますが、日本企業が海外で発行した円建て転換社債なども対象とします。	
主要投資対象	ベビーファンド	スパークス・ミディアム・レバレッジドL&Sマザーファンド（以下「マザーファンド」といいます。）受益証券を主要投資対象とします。
	マザーファンド	金融商品取引所上場株式を主要投資対象として、買い持ち（以下「ロング・ポジション」といいます。）と売り持ち（以下、「ショート・ポジション」といいます。）を組み合わせた運用を行うことにより、絶対値での中・長期的な安定的投資元本の成長を目指して運用を行います。
組入制限	ベビーファンド	①ネット・ポジション（ロング・ポジションからショート・ポジションを差し引いた金額に有価証券先物取引等の原資産換算合計額を合算した金額）は、実質的に信託財産の純資産総額の0%以上100%以下とします。 ②外貨建資産への投資は行いません。
	マザーファンド	①ネット・ポジション（ロング・ポジションからショート・ポジションを差し引いた金額に有価証券先物取引等の原資産換算合計額を合算した金額）は、信託財産の純資産総額の0%以上100%以下とします。 ②外貨建資産への投資は行いません。
分配方針	信託財産から生ずる利益は、信託財産中に留保し、収益の分配は行いません。留保益については、運用の基本方針に基づき元本部分と同一の運用を行います。	

○設定以来の運用実績

決算期	基準価額		株式組入比率	株式先物比率	信用取引売建比率	株式先物オプション組入比率	純資産総額
	円	騰落率					
(設定日) 2021年4月8日	10,000	—	—	—	—	—	百万円 0
1期(2022年2月10日)	9,613	△ 3.9	72.3	△15.5	27.5	0.2	4,241
2期(2023年2月10日)	10,187	6.0	78.4	△17.1	27.8	0.2	3,397

(注1) 設定日の基準価額は設定当初の投資元本です。

(注2) 株式先物、株式先物オプションの組入比率は、買建比率-売建比率です。

(注3) 当ファンドは親投資信託を組入れますので、「株式組入比率」「株式先物比率」「信用取引売建比率」「株式先物オプション組入比率」は実質比率を記載しております。

(注4) 当ファンドの運用方針に対し、適切に比較できる指数がないためベンチマーク及び参考指数は設定しておりません。

○当期中の基準価額と市況等の推移

年月日	基準価額		株式組入比率	株式先物比率	信用取引売建比率	株式先物オプション組入比率
	円	騰落率				
(期首) 2022年2月10日	9,613	—	72.3	△15.5	27.5	0.2
2月末	9,689	0.8	69.9	△15.2	26.0	0.5
3月末	9,753	1.5	71.3	△15.6	25.6	0.2
4月末	9,637	0.2	70.1	△14.9	25.1	0.3
5月末	9,640	0.3	71.0	△15.1	25.9	0.2
6月末	9,382	△ 2.4	71.6	△15.1	26.5	0.4
7月末	9,562	△ 0.5	74.5	△15.5	29.2	0.2
8月末	9,794	1.9	75.3	△16.0	28.2	0.4
9月末	9,459	△ 1.6	73.3	△15.7	26.5	0.9
10月末	9,744	1.4	77.9	△16.5	27.3	0.2
11月末	9,823	2.2	79.5	△17.3	28.3	0.3
12月末	9,738	1.3	75.8	△16.7	27.3	0.6
2023年 1月末	9,965	3.7	78.3	△17.1	28.7	0.2
(期末) 2023年2月10日	10,187	6.0	78.4	△17.1	27.8	0.2

(注1) 騰落率は期首比です。

(注2) 株式先物、株式先物オプションの組入比率は、買建比率-売建比率です。

(注3) 当ファンドは親投資信託を組入れますので、「株式組入比率」「株式先物比率」「信用取引売建比率」「株式先物オプション組入比率」は実質比率を記載しております。

○当期中の運用経過と今後の運用方針

【基準価額の推移】

当ファンドの主要投資対象であるスパークス・ミディアム・レバレッジドL&Sマザーファンド受益証券(以下、「マザーファンド」といいます。)の基準価額が上昇したことにより、当ファンドの基準価額は期首に比べ、6.0%の上昇となりました。

【運用経過】

当ファンドは、マザーファンドを通じて、日本の株式に投資し、ロング・ショート戦略で運用を行うことを基本とします。マザーファンドの組入比率は高水準を維持しました。このため、当ファンドの基準価額は、マザーファンドに組み入れられた資産の変動の影響を大きく受けました。

【今後の運用方針】

マザーファンドの組入比率は、引き続き高水準を維持し、信託財産の中・長期的な安定的成長を図ることを目標に運用を行ってまいります。

○1口当たりの費用明細

項 目	当期 2022年2月11日～2023年2月10日		項 目 の 概 要
	金 額	比 率	
(a) 信 託 報 酬 (投 信 会 社) (販 売 会 社) (受 託 会 社)	106円 (101) (2) (3)	1.095% (1.043) (0.021) (0.031)	(a) 信託報酬＝期中の平均基準価額×信託報酬率 ・ ファンドの運用、開示書類等の作成、基準価額の算出等の対価 ・ 購入後の情報提供、運用報告書等各种書類の送付、口座内でのファンドの管理および事務手続き等の対価 ・ ファンドの財産の保管・管理、委託会社からの指図の実行等の対価
(b) 売 買 委 託 手 数 料 (株 式) (先 物 ・ オ プ シ ョ ン) (信 用 取 引 (株 式))	17 (4) (5) (8)	0.176 (0.041) (0.052) (0.083)	(b) 売買委託手数料＝期中の売買委託手数料÷期中の平均受益権口数 ・ 有価証券等を売買する際に発生する費用
(c) そ の 他 費 用 (監 査 費 用) (信 用 取 引)	91 (0) (91)	0.940 (0.000) (0.940)	(c) その他費用＝期中のその他費用÷期中の平均受益権口数 ・ 監査法人等に支払うファンドの監査に係る費用 ・ 信用取引に係る品貸料、未払配当金
(d) 実 績 報 酬	44	0.454	・ ファンドの運用実績に応じて委託会社が受け取る運用の対価
合 計	258	2.665	
期中の平均基準価額は9,682円です。			

(注1) 期中の費用(消費税のかかるものは消費税を含む)は、追加・解約により受益権口数に変動があるため、簡便法により算出した結果です。なお、売買委託手数料およびその他費用は、当ファンドが組み入れている親投資信託が支払った金額のうち、当ファンドに対応するものを含みます。

(注2) 各金額は各項目ごとに円未満は四捨五入してあります。

(注3) 各比率は「1口当たりのそれぞれの費用金額」を期中の平均基準価額で除して100を乗じたもので、項目ごとに小数第3位未満は四捨五入してあります。

(注4) 実績報酬は、半期末及び決算期末に確定した1口当たりの金額を合算したものです。なお、解約時に確定した金額は考慮していません。

○親投資信託受益証券の設定、解約状況（2022年2月11日から2023年2月10日まで）

項 目	設 定		解 約	
	口 数	金 額	口 数	金 額
スパークス・ミディアム・レバレッジドL&S マザーフアンドン	千口 26,902	千円 61,168	千口 508,727	千円 1,172,456

(注) 単位未満は切り捨て。

○親投資信託の株式売買金額の平均組入株式時価総額に対する割合

項 目	当 期
(a) 期中の株式売買金額	49,631,901千円
(b) 期中の平均組入株式時価総額	44,384,049千円
(c) 売買高比率 (a) / (b)	1.11

(注) (b)は各月末現在の組入株式時価総額の平均。

○親投資信託の信用取引に係る株式売買金額の平均売建株式時価総額に対する割合

項 目	当 期
(a) 期中の株式売買金額	31,064,509千円
(b) 期中の平均組入株式時価総額	16,248,284千円
(c) 売買高比率 (a) / (b)	1.91

(注) (b)は各月末現在の組入株式時価総額の平均。

○利害関係人との取引状況等（2022年2月11日から2023年2月10日まで）

- (1) 当期中の利害関係人との取引状況
当期中における利害関係人との取引はありません。
- (2) 利害関係人の発行する有価証券等の売買状況及び期末残高
該当事項はありません。

(注) 利害関係人とは、投資信託及び投資法人に関する法律第11条第1項に規定する利害関係人です。

○組入資産の明細（2023年2月10日現在）

親投資信託残高

項 目	前 期 末	当 期 末	
	口 数	口 数	評 価 額
	千口	千口	千円
スパークス・ミディアム・レバレッジドL&S マザーフアندوق	1,863,734	1,381,909	3,361,633

(注) 口数・評価額の単位未満は切り捨て。

親投資信託における組入資産の明細につきましては、後述の親投資信託の「運用報告書」をご参照ください。

○投資信託財産の構成（2023年2月10日現在）

項 目	当 期 末	
	評 価 額	比 率
	千円	%
スパークス・ミディアム・レバレッジドL&S マザーフアندوق	3,361,633	97.9
コール・ローン等、その他	70,969	2.1
投資信託財産総額	3,432,602	100.0

(注) 金額の単位未満は切り捨て。

○資産、負債、元本及び基準価額の状況

（2023年2月10日現在）

項 目	当 期 末
(A)資 産	3,432,602,092 円
コール・ローン等	70,969,062
スパークス・ミディアム・レバレッジドL&Sマザーファンド(評価額)	3,361,633,030
(B)負 債	35,470,844
未払信託報酬	35,387,829
未払利息	194
その他未払費用	82,821
(C)純資産総額(A-B)	3,397,131,248
元 本	3,334,710,000
次期繰越損益金	62,421,248
(D)受益権総口数	333,471 口
1口当たり基準価額(C/D)	10,187 円

<注記事項(当期の運用報告書作成時では監査未了)>

期首元本額	4,412,290,000 円
期中追加設定元本額	24,770,000 円
期中一部解約元本額	1,102,350,000 円

○損益の状況

当期（自2022年2月11日 至2023年2月10日）

項 目	当 期
(A)配 当 等 収 益	△ 10,769 円
支 払 利 息	△ 10,769
(B)有 価 証 券 売 買 損 益	249,507,684
売 買 益	261,891,333
売 買 損	△ 12,383,649
(C)信 託 報 酬 等	△ 58,426,977
(D)当期損益金(A+B+C)	191,069,938
(E)前 期 繰 越 損 益 金	△ 123,294,798
(F)追 加 信 託 差 損 益 金	△ 5,353,892
(配 当 等 相 当 額)	(△ 209)
(売 買 損 益 相 当 額)	(△ 5,353,683)
(G)合 計 (D + E + F)	62,421,248
(H)収 益 分 配 金	0
次期繰越損益金(G+H)	62,421,248
追 加 信 託 差 損 益 金	△ 5,353,892
(配 当 等 相 当 額)	(△ 209)
(売 買 損 益 相 当 額)	(△ 5,353,683)
分 配 準 備 積 立 金	67,785,909
繰 越 損 益 金	△ 10,769

(注1) 損益の状況の中で(B)有価証券売買損益は期末の評価換えによるものを含みます。

(注2) 損益の状況の中で(C)信託報酬等には信託報酬に対する消費税等相当額を含めて表示しています。

(注3) 損益の状況の中で(F)追加信託差損益金とあるのは、信託の追加設定の際、追加設定をした価額から元本を差し引いた差額分をいいます。

○お知らせ

該当事項はありません。

スパークス・ミディアム・レバレッジドL & Sマザーファンド

第9期(2022年2月11日～2023年2月10日)

○当期中の運用経過と今後の運用方針

【基準価額の推移】

当ファンドは、株式市場全体の動向による価格変動リスクを抑制しつつ、絶対値基準での信託財産の中・長期的な安定成長を図ることを目標に運用を行っております。世界的なインフレ率の高止まりを受け景気後退懸念が強まりましたが、為替市場が円安方向で推移したこともあり日本株式市場は底堅く推移しています。当ファンドは、当該期間を通じて23%程度のネット・ポジションを保有していました。ロング・ポジションのうち医薬品、化学の個別銘柄が大きく上昇したことから、ショート・ポジションがマイナスに寄与したものの、基準価額は期首に比べ、7.6%の上昇となりました。

【運用経過】

ロング・ポジションは、前半米国長期金利の上昇や世界的な景気減速懸念の高まりを受け、中小型成長株と製造業の比率を引き下げるとともに、外部環境の悪化の影響を受けにくいヘルスケア関連や内需関連株のウエイトを引き上げました。後半は、割安な新規上場株を新規にポートフォリオに組み入れました。ロング・ポジションは銘柄の入れ替えが奏功し期末にかけパフォーマンスが改善しました。一方、ショート・ポジションは、円安の影響を受け輸出関連が上昇しマイナスに影響しました。

【今後の運用方針】

当ファンドでは、株価に対して企業の価値が割安な銘柄にロング・ポジションで投資を行い、反対に割高な銘柄にショート・ポジション投資を行うことで、株式市場全体の動向による価格変動リスクを抑制しつつ個別銘柄投資の成果を享受し、絶対値基準での信託財産の中・長期的な安定成長を図ることを目標に運用を行っております。

2022年はインフレ率が高止まりし、景気後退懸念が高まる中、株式市場は長期金利の動向で乱高下する動きとなりました。長期金利が当面高い水準が継続すれば景気に悪影響が出る可能性が高いため、今年は世界的な景気後退を意識したポートフォリオ管理が必要になると考えます。

このような状況下では、ロング・ポジションは外部環境に左右されにくい強いビジネスモデルを持った独自に成長を遂げる企業に投資することが重要と考えます。一方で、インフレによるコスト上昇を製品やサービスの価格に転嫁できない企業や人口減少などの社会情勢のマイナス影響を打ち返すことができない企業に対してはショート・ポジションで投資を行う方針です。弊社の投資哲学に則り企業の本源的価値に注目して投資を実践してまいります。

今後ともご愛顧を賜りますよう、宜しく願い申し上げます。

○1万口当たりの費用明細

項目	当期 2022年2月11日～2023年2月10日		項目の概要
	金額	比率	
(a) 売買委託手数料	41円	0.180%	(a) 売買委託手数料＝期中の売買委託手数料÷期中の平均受益権口数
（株 式）	（ 10）	（ 0.044）	・ 有価証券等を売買する際に発生する費用
（先物・オプション）	（ 13）	（ 0.057）	
（信用取引（株式））	（ 18）	（ 0.079）	
(b) その他費用	212	0.926	(b) その他費用＝期中のその他費用÷期中の平均受益権口数
（信用取引）	（ 212）	（ 0.926）	・ 信用取引に係る品賃料、未払配当金
合 計	253	1.106	
期中の平均基準価額は22,890円です。			

(注1) 期中の費用(消費税のかかるものは消費税を含む)は、追加・解約により受益権口数に変動があるため、簡便法により算出した結果です。

(注2) 各金額は各項目ごとに円未満は四捨五入してあります。

(注3) 各比率は「1万口当たりのそれぞれの費用金額」を期中の平均基準価額で除して100を乗じたもので、項目ごとに小数第3位未満は四捨五入してあります。

○期中の売買及び取引の状況（2022年2月11日から2023年2月10日まで）

(1) 株 式

	買 付		売 付	
	株 数	金 額	株 数	金 額
国 内	千株	千円	千株	千円
上 場	6,948 (626)	14,437,581 (-)	15,964 (-)	35,194,319 (-)

(注1) 金額は受け渡し代金。

(注2) 単位未満は切り捨て。

(注3) () 内は増資割当、株式転換・合併等による増減分で、上段の数字には含まれておりません。

(2) オプションの種類別取引状況

種 類 別	コール・ プット別	買 建				売 建			
		新 規 買付額	決済額	権 利 行 使	権 利 放 棄	新 規 売付額	決済額	権 利 被行使	義 務 消 滅
国 内	株 式 オ プ シ ョ ン 取 引	百万円 2,967	百万円 1,974	百万円 -	百万円 -	百万円 -	百万円 -	百万円 -	百万円 -
	プット								

(注1) 単位未満は切り捨て。

(注2) -印は該当なし。

(3) 先物取引の種類別取引状況

種 類 別		買 建		売 建	
		新規買付額	決 済 額	新規売付額	決 済 額
国 内	株 式 先 物 取 引	百万円	百万円	百万円	百万円
		-	-	39,633	43,116

(注1) 単位未満は切り捨て。

(注2) -印は該当なし。

(4) 信用取引の取引状況

		新規売付		決 済	
		株 数	金 額	株 数	金 額
国 内	株 式	千株	千円	千株	千円
		7,388	11,782,061	11,772	19,282,448

(注1) 金額は受け渡し代金。

(注2) 単位未満は切り捨て。

(注3) 信用取引に係る新規買付はありません。

○株式売買金額の平均組入株式時価総額に対する割合

項 目	当 期
(a) 期 中 の 株 式 売 買 金 額	49,631,901千円
(b) 期 中 の 平 均 組 入 株 式 時 価 総 額	44,384,049千円
(c) 売 買 高 比 率 (a) / (b)	1.11

(注) (b)は各月末現在の組入株式時価総額の平均。

○信用取引に係る株式売買金額の平均売建株式時価総額に対する割合

項 目	当 期
(a) 期 中 の 株 式 売 買 金 額	31,064,509千円
(b) 期 中 の 平 均 組 入 株 式 時 価 総 額	16,248,284千円
(c) 売 買 高 比 率 (a) / (b)	1.91

(注) (b)は各月末現在の組入株式時価総額の平均。

○利害関係人との取引状況等（2022年2月11日から2023年2月10日まで）

- 当期中の利害関係人との取引状況
当期中における利害関係人との取引はありません。
- 利害関係人の発行する有価証券等の売買状況及び期末残高
該当事項はありません。

(注) 利害関係人とは、投資信託及び投資法人に関する法律第11条第1項に規定する利害関係人です。

○組入資産の明細（2023年2月10日現在）

(1) 国内株式

銘柄	期首 (前期末)	当期末	
	株数	株数	評価額
	千株	千株	千円
食料品(0.6%)			
サンクゼール	—	53.9	178,948
化学(6.4%)			
大阪有機化学工業	106.5	55.6	114,702
日本ゼオン	—	179.5	220,605
トリケミカル研究所	257.6	174.1	415,228
I-ne	399.1	419.1	1,318,069
医薬品(8.7%)			
第一三共	653	271.7	1,151,736
ベプチドリーム	723.2	807.2	1,665,253
ガラス・土石製品(5.3%)			
MARUWA	170.5	97.4	1,718,136
非鉄金属(—%)			
住友金属鉱山	203.4	—	—
金属製品(5.7%)			
SUMCO	1,048.5	531.8	1,043,923
横河ブリッジホールディングス	164	15	30,120
リンナイ	—	77.4	761,616
機械(8.8%)			
DMG森精機	1,361	606.4	1,254,035
SMC	30.2	16.9	1,164,241
NTN	2,668	1,358.3	423,789
THK	550.1	—	—
電気機器(11.7%)			
湖北工業	9.2	—	—
ソシオネクスト	—	75.8	640,510
日本電産	128	—	—
日本電気	138.1	106.6	518,076
ルネサスエレクトロニクス	454	260	418,080
ソニーグループ	168.1	92.3	1,102,062
ローム	—	44.2	480,896
村田製作所	208.1	77.4	593,812
東京エレクトロン	29.6	—	—
輸送用機器(5.4%)			
トヨタ紡織	572.3	346.1	704,313
SUBARU	384.9	498.3	1,036,713
精密機器(—%)			
ノーリツ鋼機	387.1	—	—
陸運業(3.9%)			
東急	580.5	382.4	616,811
京成電鉄	—	169.3	639,107

銘柄	期首 (前期末)	当期末		
	株数	株数	評価額	
	千株	千株	千円	
情報・通信業(7.2%)				
プラスアルファ・コンサルティング	330	114.5	328,271	
サスメド	315.9	376.3	538,485	
リックソフト	174.2	225	369,225	
ウイングアーク1st	345.3	200	373,000	
JMDC	229.7	151.4	695,683	
小売業(3.2%)				
スタジオアタオ	429.6	—	—	
良品計画	277.2	—	—	
サイゼリヤ	253.3	223.5	690,615	
ファーストリテイリング	4.5	4	326,480	
銀行業(9.0%)				
SBI新生銀行	—	180	435,060	
三菱UFJフィナンシャル・グループ	2,075.8	1,508	1,444,362	
三井住友フィナンシャルグループ	180.3	97.7	560,700	
千葉銀行	—	465.5	460,845	
保険業(3.4%)				
FPパートナー	—	187.3	1,103,197	
不動産業(3.5%)				
東京建物	1,249.6	709.3	1,114,310	
サービス業(17.2%)				
アウトソーシング	1,588.6	1,042	1,032,622	
セブテニ・ホールディングス	583.6	—	—	
神戸天然物化学	134.5	—	—	
日総工産	1,710.9	1,018.9	633,755	
フロンティア・マネジメント	549	474	734,700	
アンビスホールディングス	311.3	328.2	1,491,366	
Fast Fitness Japan	551	175.9	216,005	
サーキュレーション	234	42.3	60,827	
サンウェルズ	—	129	1,102,950	
タカオシ	152.3	—	—	
大栄環境	—	231.8	413,763	
コーチ・エイ	—	78	156,078	
アソインターナショナル	—	7.2	5,882	
合計	株数・金額	23,075	14,686	32,198,972
	銘柄数<比率>	45銘柄	47銘柄	<79.2%>

(注1) 銘柄欄の()内は、国内株式の評価総額に対する各業種の比率。

(注2) 合計欄の< >内は、純資産総額に対する評価額の比率。

(注3) 評価額の単位未満は切り捨て。

○資産、負債、元本及び基準価額の状況

(2023年2月10日現在)

項 目	当 期 末
(A)資 産	55,199,120,597 円
コール・ローン等	2,454,128,060
株 式	32,198,972,150
信用取引預け金	12,231,995,809
プットオプション(買)	62,020,000
未 収 入 金	1,119,504,278
未 収 配 当 金	119,156,800
差 入 保 証 金	6,571,575,000
差入委託証拠金	441,768,500
(B)負 債	14,563,365,773
信用売証券	11,398,132,550
未 払 金	106,414,538
未 払 解 約 金	1,224,450,000
未 払 利 息	6,723
差入保証金代用有価証券	1,807,575,000
その他未払費用	26,786,962
(C)純資産総額(A - B)	40,635,754,824
元 本	16,704,487,338
次期繰越損益金	23,931,267,486
(D)受益権総口数	16,704,487,338 口
1万口当たり基準価額(C / D)	24,326 円

○損益の状況

当期（自2022年2月11日 至2023年2月10日）

項 目	当 期
(A)配 当 等 収 益	856,858,264 円
受 取 配 当 金	861,317,680
そ の 他 収 益 金	6,515
支 払 利 息	△ 4,465,931
(B)有価証券売買損益	4,559,127,275
売 買 益	12,582,224,814
売 買 損	△ 8,023,097,539
(C)先物取引等損益	△ 1,397,222,260
取 引 益	2,192,804,200
取 引 損	△ 3,590,026,460
(D)信託報酬等	△ 558,746,651
(E)当期損益金(A + B + C + D)	3,460,016,628
(F)前期繰越損益金	36,472,907,580
(G)追加信託差損益金	2,694,598,077
(H)解約差損益金	△ 18,696,254,799
(I)合計(E + F + G + H)	23,931,267,486
次期繰越損益金(I)	23,931,267,486

<注記事項(当期の運用報告書作成時では監査未了)>

① 期首元本額	28,952,415,877 円
期中追加設定元本額	2,135,773,839 円
期中一部解約元本額	14,383,702,378 円
② 期末元本の内訳	
スパークス・ファンド・双剣 適格機関投資家限定	8,636,062,485 円
スパークス・ファンド・双剣 2020-03(適格機関投資家限定)	216,936,573 円
スパークス・日本株ファンド・双剣 W(適格機関投資家専用)	4,605,202,838 円
スパークス・ファンド・双剣 2020-09(適格機関投資家限定)	425,781,526 円
スパークス・ファンド・双剣 2021-03(適格機関投資家限定)	1,438,594,424 円
スパークス・日本株・双剣ファンドF(適格機関投資家専用)	1,381,909,492 円

- (注1) 損益の状況の中で(B)有価証券売買損益及び(C)先物取引等損益は期末の評価換えによるものを含みます。
- (注2) 損益の状況の中で(D)信託報酬等には信託報酬に対する消費税等相当額を含めて表示しています。
- (注3) 損益の状況の中で(G)追加信託差損益金とあるのは、信託の追加設定の際、追加設定をした価額から元本を差し引いた差額分をいいます。
- (注4) 損益の状況の中で(H)解約差損益金とあるのは、中途解約の際、元本から解約価額を差し引いた差額分をいいます。

○お知らせ

該当事項はありません。

フランクリン・テンプルトン・カレンシー・アルファ・ファンドF（適格機関投資家専用）

旧名称：LM・カレンシー・アルファ・ファンドF（適格機関投資家専用）

第3期（2021年11月17日～2022年11月16日）

◎当ファンドの仕組み

商品分類	追加型投信／内外／資産複合	
信託期間	無期限	
運用方針	主に日本の公社債に投資を行うとともに、為替予約取引等を積極的に活用する通貨ロング・ショート戦略により、市場動向に左右されにくい安定した収益の獲得を目指します。	
主要運用対象	ベビーファンド	「ウエスタン・カレンシー・アルファ・マザーファンド」受益証券を主要投資対象とします。
	ウエスタン・カレンシー・アルファ・マザーファンド	主に日本の公社債に投資を行うとともに、為替予約取引等を積極的に活用します。
組入制限	外貨建資産への実質投資割合には、制限を設けません。	
分配方針	期中分配は行いません。	

○設定以来の運用実績

決算期	基準価額	騰落率		債組入比率	債券先物比率	純資産総額
		期騰	落中率			
(設定日) 2020年4月9日	円 10,000		% —	% —	% —	百万円 0.1
1期(2020年11月16日)	10,306		3.1	65.2	—	5,835
2期(2021年11月16日)	10,290		△0.2	64.8	—	6,557
3期(2022年11月16日)	9,356		△9.1	64.0	—	6,644

(注) 設定日の基準価額は、設定時の価額です。

(注) 設定日の純資産総額は、設定元本を表示しております。

(注) 当ファンドは親投資信託を組入れますので、「債券組入比率」「債券先物比率」は実質比率を記載しております。

(注) 債券先物比率は買建比率－売建比率。

(注) 市場に広く認知されているベンチマーク等で、当ファンドのリスク特性を正確に反映する指標が見当たらないため、現状では、当ファンドの収益率およびリスク特性を特定のベンチマーク等と比較しておりません。

○当期中の基準価額と市況等の推移

年月日	基準価額	騰落率		債組入比率	債券先物比率
		騰	落率		
(期首) 2021年11月16日	円 10,290		% —	% 64.8	% —
11月末	10,460		1.7	63.4	—
12月末	10,325		0.3	63.9	—
2022年1月末	10,418		1.2	64.3	—
2月末	10,258		△0.3	65.8	—
3月末	9,961		△3.2	67.2	—
4月末	10,259		△0.3	65.8	—
5月末	10,141		△1.4	65.0	—
6月末	9,803		△4.7	66.9	—
7月末	9,892		△3.9	63.5	—
8月末	9,460		△8.1	66.4	—
9月末	9,362		△9.0	73.9	—
10月末	9,238		△10.2	60.0	—
(期末) 2022年11月16日	9,356		△9.1	64.0	—

(注) 騰落率は期首比です。

(注) 当ファンドは親投資信託を組入れますので、「債券組入比率」「債券先物比率」は実質比率を記載しております。

(注) 債券先物比率は買建比率－売建比率。

◎当期の運用経過と今後の運用方針

【基準価額の推移】

当期においては、インフレ圧力が増す中、主要国の中央銀行が政策金利の引き上げを継続し、景気の先行き不透明感が意識されたことなどから、主要国の株式相場は概ね下落傾向を辿る展開となりました。

債券市場では、主要国の中央銀行が政策金利の引き上げを継続する中、利回りは上昇（価格は下落）しました。

為替市場では、円は対主要通貨で下落しました。海外の主要中央銀行が政策金利の引き上げを継続した一方で、日本では日銀が大規模な金融緩和策を維持したことから、海外と日本の金融政策の方向性の違いが意識される中、円安が進む展開となりました。

このような環境の中、当期の基準価額の騰落率はマイナス9.1%となりました。

【運用経過】

当ファンドは、主に「ウエスタン・カレンシー・アルファ・マザーファンド」受益証券への投資を通じて、主に日本の公社債に投資するとともに、主要先進国通貨を中心とした為替予約取引等を積極的に活用する通貨ロング・ショート戦略により、市場動向に左右されにくい安定した収益の獲得を目指して運用に努めてまいりました。

当期の運用にあたっては、モデルによる定量分析とポートフォリオマネージャーによる定性分析を組み合わせた独自のアプローチにより、ポートフォリオの構築を行いました。

【今後の運用方針】

当ファンドは、主要先進国通貨を中心とした為替予約取引等を積極的に活用する通貨ロング・ショート戦略により、信託財産の中長期的な成長を目指した運用を継続する方針です。

○1口当たりの費用明細

(2021年11月17日～2022年11月16日)

項 目	当 期		項 目 の 概 要
	金 額	比 率	
(a) 信 託 報 酬	円 43	% 0.427	(a) 信託報酬＝期中の平均基準価額×信託報酬率
（ 投 信 会 社 ）	(38)	(0.385)	委託した資金の運用の対価
（ 販 売 会 社 ）	(2)	(0.022)	交付運用報告書等各種書類の送付、口座内でのファンドの管理、購入後の 情報提供等の対価
（ 受 託 会 社 ）	(2)	(0.020)	運用財産の管理、投信会社からの指図の実行の対価
(b) そ の 他 費 用	2	0.019	(b) その他費用＝期中のその他費用÷期中の平均受益権口数
（ 監 査 費 用 ）	(1)	(0.009)	監査費用は、監査法人等に支払うファンドの監査に係る費用
（ 印 刷 等 費 用 ）	(0)	(0.001)	印刷等費用は、印刷業者等に支払う法定書類の作成、印刷、交付および届出に 係る費用
（ 業 務 委 託 等 費 用 ）	(1)	(0.009)	計理及びこれに付随する業務の委託等の費用
合 計	45	0.446	
期中の平均基準価額は、9,964円です。			

(注) 期中の費用（消費税等のかかるものは消費税等を含む）は、追加・解約により受益権口数に変動があるため、簡便法により算出した結果です。

(注) 各金額は項目ごとに円未満は四捨五入してあります。

(注) その他費用は、このファンドが組み入れている親投資信託が支払った金額のうち、当ファンドに対応するものを含みます。

(注) 各比率は1口当たりのそれぞれの費用金額（円未満の端数を含む）を期中の平均基準価額で除して100を乗じたもので、項目ごとに小数第3位未満は四捨五入してあります。

○売買及び取引の状況

(2021年11月17日～2022年11月16日)

親投資信託受益証券の設定、解約状況

銘 柄	設 定		解 約	
	口 数	金 額	口 数	金 額
ウエスタン・カレンシー・アルファ・マザーファンド	千口 1,240,158	千円 1,233,012	千口 550,547	千円 575,816

(注) 単位未満は切捨て。

○利害関係人との取引状況等

(2021年11月17日～2022年11月16日)

該当事項はございません。

利害関係人とは、投資信託及び投資法人に関する法律第11条第1項に規定される利害関係人です。

○第二種金融商品取引業を兼業している投資信託委託会社の自己取引状況

(2021年11月17日～2022年11月16日)

該当事項はございません。

○自社による当ファンドの設定・解約状況

(2021年11月17日～2022年11月16日)

該当事項はございません。

○組入資産の明細

(2022年11月16日現在)

親投資信託残高

銘 柄	期首(前期末)	当 期 末	
	口 数	口 数	評 価 額
	千口	千口	千円
ウエスタン・カレンシー・アルファ・マザーファンド	6,327,968	7,017,580	6,658,981

(注) 単位未満は切捨て。

親投資信託における組入資産の明細につきましては、後述の親投資信託の「運用報告書」をご参照ください。

○投資信託財産の構成

(2022年11月16日現在)

項 目	当 期 末	
	評 価 額	比 率
	千円	%
ウエスタン・カレンシー・アルファ・マザーファンド	6,658,981	100.0
投資信託財産総額	6,658,981	100.0

(注) 評価額の単位未満は切捨て。

○資産、負債、元本及び基準価額の状況（2022年11月16日現在）

項 目	当 期 末
	円
(A) 資産	6,658,981,981
ウェスタン・カレンシー・アルファ・マザーファンド(評価額)	6,658,981,981
(B) 負債	14,435,146
未払信託報酬	13,788,207
その他未払費用	646,939
(C) 純資産総額(A－B)	6,644,546,835
元本	7,101,830,000
次期繰越損益金	△ 457,283,165
(D) 受益権総口数	710,183口
1口当たり基準価額(C/D)	9,356円

<注記事項>

- (注) 元本の状況
 期首元本額 6,372,730,000円
 期中追加設定元本額 1,255,680,000円
 期中一部解約元本額 526,580,000円
- (注) 元本の欠損
 純資産総額が元本額を下回っており、その差額は457,283,165円
 であります。

○損益の状況（2021年11月17日～2022年11月16日）

項 目	当 期
	円
(A) 有価証券売買損益	△575,768,448
売買益	3,967,411
売買損	△579,735,859
(B) 信託報酬等	△ 28,481,329
(C) 当期損益金(A+B)	△604,249,777
(D) 前期繰越損益金	102,113,477
(E) 追加信託差損益金	44,853,135
(配当等相当額)	(91,378,777)
(売買損益相当額)	(△ 46,525,642)
(F) 計(C+D+E)	△457,283,165
次期繰越損益金(F)	△457,283,165
追加信託差損益金	44,853,135
(配当等相当額)	(91,273,793)
(売買損益相当額)	(△ 46,420,658)
分配準備積立金	110,724,199
繰越損益金	△612,860,499

- (注) 損益の状況の中で(A)有価証券売買損益は期末の評価換えによるものを含みます。
- (注) 損益の状況の中で(B)信託報酬等には信託報酬に対する消費税等相当額を含めて表示しています。
- (注) 損益の状況の中で(E)追加信託差損益金とあるのは、信託の追加設定の際、追加設定をした価額から元本を差し引いた差額分をいいます。
- (注) 信託財産の運用の指図に係る権限の全部又は一部を委託するため要する費用として、委託者報酬のうち販売会社へ支払う手数料を除いた額の100分の96相当額を支払っております。

<お知らせ>

<主な約款変更に関するお知らせ>

当ファンドならびにマザーファンドのファンド名称変更に伴う所要の約款変更を行いました。

(変更日：2022年8月1日)

ウエスタン・カレンシー・アルファ・マザーファンド

旧名称：LM・ウエスタン・カレンシー・アルファ・マザーファンド

第4期（2021年11月17日～2022年11月16日）

◎当期の運用経過と今後の運用方針

[基準価額の推移]

当期においては、インフレ圧力が増す中、主要国の中央銀行が政策金利の引き上げを継続し、景気の先行き不透明感が意識されたことなどから、主要国の株式相場は概ね下落傾向を辿る展開となりました。

債券市場では、主要国の中央銀行が政策金利の引き上げを継続する中、利回りは上昇（価格は下落）しました。

為替市場では、円は対主要通貨で下落しました。海外の主要中央銀行が政策金利の引き上げを継続した一方で、日本では日銀が大規模な金融緩和策を維持したことから、海外と日本の金融政策の方向性の違いが意識される中、円安が進む展開となりました。

このような環境の中、当期の基準価額の騰落率はマイナス8.7%となりました。

[運用経過]

当ファンドは、主に日本の公社債に投資するとともに、主要先進国通貨を中心とした為替予約取引等を積極的に活用する通貨ロング・ショート戦略により、市場動向に左右されにくい安定した収益の獲得を目指して運用に努めてまいりました。

当期の運用にあたっては、モデルによる定量分析とポートフォリオマネージャーによる定性分析を組み合わせた独自のアプローチにより、ポートフォリオの構築を行いました。

[今後の運用方針]

当ファンドは、主要先進国通貨を中心とした為替予約取引等を積極的に活用する通貨ロング・ショート戦略により、信託財産の中長期的な成長を目指した運用を継続する方針です。

○1万口当たりの費用明細

(2021年11月17日～2022年11月16日)

該当事項はございません。

○売買及び取引の状況

(2021年11月17日～2022年11月16日)

公社債

		買付額	売付額
国		千円	千円
内	国債証券	106,881,464	—
			(93,081,000)

(注) 金額は受け渡し代金。(経過利息分は含まれておりません。)

(注) 単位未満は切捨て。

(注) ()内は償還等による増減分です。

○利害関係人との取引状況等

(2021年11月17日～2022年11月16日)

該当事項はございません。

利害関係人とは、投資信託及び投資法人に関する法律第11条第1項に規定される利害関係人です。

○組入資産の明細

(2022年11月16日現在)

国内公社債

(A) 国内(邦貨建)公社債 種類別開示

区 分	当 期			末			
	額 面 金 額	評 価 額	組 入 比 率	うちBB格以下 組 入 比 率	残存期間別組入比率		
					5年以上	2年以上	2年未満
	千円	千円	%	%	%	%	%
国債証券	32,120,000	32,129,606	63.8	—	—	—	63.8
	(32,120,000)	(32,129,606)	(63.8)	(—)	(—)	(—)	(63.8)
合 計	32,120,000	32,129,606	63.8	—	—	—	63.8
	(32,120,000)	(32,129,606)	(63.8)	(—)	(—)	(—)	(63.8)

(注) ()内は非上場債で内書き。

(注) 組入比率は、純資産総額に対する評価額の割合。

(注) 金額の単位未満は切捨て。

(B) 国内(邦貨建)公社債 銘柄別開示

銘柄	利 率	当 期 末		
		額 面 金 額	評 価 額	償 還 年 月 日
国債証券	%	千円	千円	
第1107回国庫短期証券	—	3,100,000	3,100,397	2022/12/12
第1109回国庫短期証券	—	6,700,000	6,701,144	2022/12/19
第1112回国庫短期証券	—	6,480,000	6,483,732	2023/4/10
第1113回国庫短期証券	—	8,900,000	8,902,303	2023/1/16
第1118回国庫短期証券	—	6,940,000	6,942,028	2023/2/13
合 計		32,120,000	32,129,606	

(注) 額面・評価額の単位未満は切捨て。

○投資信託財産の構成

(2022年11月16日現在)

項 目	当 期 末	
	評 価 額	比 率
	千円	%
公社債	32,129,606	62.6
コール・ローン等、その他	19,192,436	37.4
投資信託財産総額	51,322,042	100.0

(注) 金額の単位未満は切捨て。

○特定資産の価格等の調査

(2021年11月17日～2022年11月16日)

該当事項はございません。

○資産、負債、元本及び基準価額の状況（2022年11月16日現在）

項 目	当 期 末
	円
(A) 資産	343,481,521,010
コール・ローン等	17,451,752,723
公社債(評価額)	32,129,606,439
未収入金	293,900,161,848
(B) 負債	293,150,874,302
未払金	293,150,823,152
未払利息	51,150
(C) 純資産総額(A-B)	50,330,646,708
元本	53,040,698,671
次期繰越損益金	△ 2,710,051,963
(D) 受益権総口数	53,040,698,671口
1万口当たり基準価額(C/D)	9,489円

<注記事項>

(注) 元本の状況

期首元本額	27,358,440,640円
期中追加設定元本額	29,897,124,637円
期中一部解約元本額	4,214,866,606円

(注) 期末における元本の内訳

フランクリン・templton・カレンシー・アルファ・ファンド（適格機関投資家専用）	21,888,625,475円
ウェスタン・カレンシー・アルファ・ファンドS（適格機関投資家専用）	21,481,305,062円
フランクリン・templton・カレンシー・アルファ・ファンドF（適格機関投資家専用）	7,017,580,337円
ウェスタン・カレンシー・アルファ・ファンド（適格機関投資家専用）	2,653,187,797円

(注) 元本の欠損

純資産総額が元本額を下回っており、その差額は2,710,051,963円であります。

○損益の状況（2021年11月17日～2022年11月16日）

項 目	当 期
	円
(A) 配当等収益	△ 42,076,607
受取利息	△ 31,032,503
支払利息	△ 11,044,104
(B) 有価証券売買損益	△ 4,284,663,260
売買益	25,575,676,933
売買損	△29,860,340,193
(C) 当期損益金(A+B)	△ 4,326,739,867
(D) 前期繰越損益金	1,063,587,398
(E) 追加信託差損益金	507,153,840
(F) 解約差損益金	45,946,666
(G) 計(C+D+E+F)	△ 2,710,051,963
次期繰越損益金(G)	△ 2,710,051,963

(注) 損益の状況の中で(B)有価証券売買損益は期末の評価換えによるものを含みます。

(注) 損益の状況の中で(E)追加信託差損益金とあるのは、信託の追加設定の際、追加設定をした価額から元本を差し引いた差額分をいいます。

(注) 損益の状況の中で(F)解約差損益金とあるのは、中途解約の際、元本から解約価額を差し引いた差額分をいいます。

<お知らせ>

<主な約款変更に関するお知らせ>

当ファンドのファンド名称変更に伴う所要の約款変更を行いました。

(変更日：2022年8月1日)

**ブラックロック・ストラテジック・ファンズ
ブラックロック・アメリカズ・ダイバーシファイド・エクイティ・
アブソルート・リターン・ファンド クラスI2 円ヘッジ**

2022年5月31日決算

●当ファンドの仕組みは次の通りです。

形 態	ルクセンブルグ籍円建て外国投資法人
運 用 方 針	米国、カナダおよびラテンアメリカ諸国の株式および株式関連の派生商品等に投資することにより、ロング(買い建て)ポジションおよびショート(売り建て)ポジションを構築し、市場動向に係わらずプラスの絶対リターンを追求します。
投 資 対 象	米国、カナダおよびラテンアメリカ諸国の株式および株式関連の派生商品等
投 資 顧 問 会 社	ブラックロック・インスティテューショナル・トラスト・カンパニー・エヌ・エー
受 託 会 社	ブラックロック(ルクセンブルグ)エス・エー
保 管 受 託 銀 行 管 理 事 務 代 行 会 社	ステート・ストリート・バンク・インターナショナル・ゲーエムベーハー、 ルクセンブルグ支店

*作成時点において、入手可能な直前計算期間の年次報告書をもとに作成いたしております。

損益および純資産変動計算書(2022年5月31日に終了した会計年度)

	ブラックロック・アメリカズ・ ダイバーシファイド・エクイティ・ アブソルート・リターン・ファンド
	米ドル
期首純資産	687,136,883
収益	
預金利息	571,318
債券利息	1,650,101
差金決済契約に係る受取配当金、源泉徴収税控除後	36,178,770
収益合計	38,400,189
費用	
銀行利息	6,834
差金決済契約に係る支払利息	11,188,050
差金決済契約に係る支払配当金、源泉徴収税控除後	54,984,546
年間サービス費用	1,285,754
預託報酬	992,322
税金	220,723
パフォーマンス・フィー	1,450,076
販売報酬	25,169
ローン・コミットメント・フィー	7,540
投資運用報酬および投資運用再委託報酬	8,881,532
費用合計	79,042,546
投資純損失	(40,642,357)
以下に係る実現純利益／(損失) :	
投資有価証券	(1,171,529)
差金決済契約	97,500,272
外貨および先渡為替予約	(103,261,807)
当期実現純損失	(6,933,064)
以下に係る未実現評価益／(損)の純変動額:	
投資有価証券	(2,064,299)
差金決済契約	439,853
外貨および先渡為替予約	3,808,194
当期未実現評価益／(損)の純変動	2,183,748
運用成績による純資産の減少	(45,391,673)
資本の変動	
投資証券発行による正味受取額	445,610,729
投資証券買戻しによる正味支払額	(302,116,174)
資本の変動による純資産の増加	143,494,555
期末純資産	785,239,765

(金額は円表示)

	1口当たり	発行済
	純資産価格	受益証券数
I Class non-distributing share JPY hedged	10,325.84	3,449,334

投資有価証券明細表(2022年5月31日現在)

公認の証券取引所に上場されているまたはその他の規制市場で取引されている譲渡可能な有価証券および短期金融商品

保有高	銘柄	時価 (米ドル)	純資産比率 (%)	保有高	銘柄	時価 (米ドル)	純資産比率 (%)
普通株式				コマーシャル・ペーパー			
	カナダ				オーストラリア		
78,623	Bausch + Lomb Corp	1,360,964	0.17	USD 18,000,000	Austalia & New Zealand Banking Group Ltd 7/7/2022 (Zero Coupon)	17,982,000	2.29
		1,360,964	0.17	USD 6,000,000	Austalia & New Zealand Banking Group Ltd 28/7/2022 (Zero Coupon)	5,997,720	0.76
	ケイマン諸島			USD 4,250,000	National Australia Bank Ltd 24/2/2023 (Zero Coupon)	4,205,705	0.53
152,274	Apollo Strategic Growth Capital II (Unit)	1,504,467	0.19	USD 5,000,000	Westpac Banking Corp 20/10/2022 (Zero Coupon)	4,993,342	0.64
		1,504,467	0.19			33,178,767	4.22
	イスラエル				カナダ		
617	Monday.com Ltd	70,171	0.01	USD 8,000,000	CDP Financial Inc 5/7/2022 (Zero Coupon)	7,997,582	1.02
		70,171	0.01	USD 3,000,000	CDP Financial Inc 2/8/2022 (Zero Coupon)	2,996,797	0.38
	米国			USD 7,000,000	National Bank of Canada 0.94% 28/7/2022	7,000,000	0.89
3,908	Excelerate Energy Inc 'A'	101,999	0.01	USD 5,000,000	National Bank of Canada 1.18% 13/1/2023	5,000,000	0.64
8,587	Marqeta Inc 'A'	92,482	0.01	USD 10,000,000	National Bank of Canada 10/11/2022 (Zero Coupon)	10,000,000	1.27
58,873	Samsara Inc 'A'	659,378	0.09	USD 7,150,000	Toronto-Dominion Bank 11/10/2022 (Zero Coupon)	7,122,472	0.91
2,922	SentinelOne Inc 'A'	74,832	0.01	USD 5,250,000	Toronto-Dominion Bank FRN 2/3/2023	5,190,063	0.66
		928,691	0.12			45,306,914	5.77
	普通株式合計	3,864,293	0.49		フランス		
	債券			USD 15,000,000	Antalis SA 1/6/2022 (Zero Coupon)	15,000,000	1.91
	米国			USD 8,000,000	BPCE SA 1/7/2022 (Zero Coupon)	7,997,666	1.02
USD 20,900,000	United States Treasury Bill 16/6/2022 (Zero Coupon)	20,895,380	2.66	USD 1,650,000	BPCE SA 8/11/2022 (Zero Coupon)	1,635,187	0.21
USD 6,750,000	United States Treasury Bill 3/11/2022 (Zero Coupon)	6,725,515	0.86	USD 5,000,000	BPCE SA 22/2/2023 (Zero Coupon)	4,948,278	0.63
USD 5,500,000	United States Treasury Bill 29/12/2022 (Zero Coupon)	5,458,963	0.69	USD 7,000,000	Caisse d'Amortissement de la Dette Sociale 27/6/2022 (Zero Coupon)	6,995,248	0.89
USD 5,000,000	United States Treasury Bill 23/3/2023 (Zero Coupon)	4,928,504	0.63			36,576,379	4.66
USD 11,000,000	United States Treasury Bill 20/4/2023 (Zero Coupon)	10,808,533	1.38		アイルランド		
USD 6,500,000	United States Treasury Note/Bond 0.125% 31/1/2023	6,428,864	0.82	USD 16,000,000	Glencore Funding LLC 27/6/2022 (Zero Coupon)	15,988,098	2.03
		55,245,759	7.04	USD 7,000,000	Glencore Funding LLC 23/8/2022 (Zero Coupon)	6,975,146	0.89
	債券合計	55,245,759	7.04			22,963,244	2.92
	譲渡性預金証書			USD 13,390,000	Mizuho Bank Ltd 15/6/2022 (Zero Coupon)	13,385,730	1.70
	カナダ					13,385,730	1.70
USD 6,400,000	Bank Of Montreal 1.28% 5/5/2023	6,400,000	0.82		ジャージー		
USD 11,000,000	Royal Bank of Canada FRN 20/10/2022	10,930,604	1.39	USD 7,800,000	Canara Asset Securitisation LLC 23/8/2022 (Zero Coupon)	7,773,025	0.99
USD 5,500,000	Toronto-Dominion Bank FRN 21/4/2023	5,500,000	0.70			7,773,025	0.99
USD 3,000,000	Toronto-Dominion Bank FRN 28/4/2023	3,000,000	0.38		ニュージーランド		
		25,830,604	3.29	USD 5,000,000	ASB Finance Ltd 2/8/2022 (Zero Coupon)	4,998,278	0.64
	日本					4,998,278	0.64
USD 15,000,000	Sumitomo Mitsui Banking Corp 1.23% 22/7/2022	15,000,000	1.91		ノルウェー		
USD 9,750,000	Sumitomo Mitsui Banking Corp 1.15% 19/10/2022	9,750,138	1.24	USD 6,500,000	DNB Bank ASA 2/3/2023 (Zero Coupon)	6,425,792	0.82
		24,750,138	3.15			6,425,792	0.82
	スペイン				スペイン		
USD 14,500,000	Banco Santander SA 1.23% 28/10/2022	14,500,000	1.85	USD 12,500,000	Banco Santander SA FRN 6/6/2022	12,498,524	1.59
		14,500,000	1.85	USD 8,000,000	Banco Santander SA 1/7/2022 (Zero Coupon)	7,993,733	1.02
	米国					20,492,257	2.61
USD 6,300,000	Bank of Montreal FRN 9/9/2022	6,300,000	0.80		スウェーデン		
USD 8,000,000	Canadian Imperial Bank of Commerce FRN 8/6/2022	8,000,000	1.02	USD 6,500,000	Nordea Bank Abp 21/10/2022 (Zero Coupon)	6,492,180	0.83
USD 5,000,000	Canadian Imperial Bank of Commerce FRN 12/9/2022	5,000,000	0.64	USD 4,300,000	Skandinaviska Enskilda Banken AB 21/6/2022 (Zero Coupon)	4,299,427	0.55
USD 10,000,000	Canadian Imperial Bank of Commerce FRN 21/1/2023	10,000,000	1.27	USD 7,000,000	Skandinaviska Enskilda Banken AB 6/9/2022 (Zero Coupon)	6,996,322	0.89
USD 7,000,000	Royal Bank of Canada FRN 16/8/2022	7,000,000	0.89	USD 4,000,000	Svenska Handelsbanken AB 27/10/2022 (Zero Coupon)	3,994,409	0.51
USD 7,500,000	Standard Chartered Bank FRN 13/3/2023	7,500,000	0.95	USD 2,500,000	Svenska Handelsbanken AB FRN 14/2/2023	2,475,992	0.31
USD 1,655,000	Standard Chartered Bank FRN 17/3/2023	1,646,238	0.21	USD 14,000,000	Swedbank AB 30/6/2022 (Zero Coupon)	13,990,526	1.78
USD 8,000,000	Svenska Handelsbanken AB FRN 27/10/2022	8,000,000	1.02	USD 5,000,000	Swedbank AB 1.13% 13/10/2022	5,000,000	0.64
USD 3,500,000	Toronto-Dominion Bank FRN 25/10/2022	3,500,000	0.45			43,248,856	5.51
		56,946,238	7.25		英国		
	譲渡性預金証書合計	122,026,980	15.54	USD 18,000,000	Lloyds Bank Plc 15/6/2022 (Zero Coupon)	17,993,630	2.29
						17,993,630	2.29

保有高	銘柄	時価 (米ドル)	純資産比率 (%)
米国			
USD 9,350,000	Alinghi Funding Co LLC 17/8/2022 (Zero Coupon)	9,333,475	1.19
USD 9,600,000	Amazon.com Inc 30/11/2022 (Zero Coupon)	9,553,893	1.22
USD 5,000,000	ASB Bank Ltd FRN 8/9/2022	5,000,000	0.64
USD 9,000,000	Atlantic Asset Securitization LLC 11/7/2022 (Zero Coupon)	8,992,500	1.15
USD 5,400,000	Atlantic Asset Securitization LLC 11/8/2022 (Zero Coupon)	5,384,558	0.69
USD 5,000,000	Bedford Row Funding Corp 14/7/2022 (Zero Coupon)	5,000,000	0.64
USD 6,000,000	Bedford Row Funding Corp FRN 25/8/2022	6,000,000	0.76
USD 12,500,000	Bennington Stark Capital Co 10/6/2022 (Zero Coupon)	12,497,187	1.59
USD 9,000,000	BNP Paribas SA 16/6/2022 (Zero Coupon)	8,996,738	1.15
USD 5,000,000	BNZ International Funding Ltd FRN 19/8/2022	5,000,000	0.64
USD 10,000,000	Britannia Funding Company LLC 6/6/2022 (Zero Coupon)	9,998,722	1.27
USD 10,000,000	Charta LLC 2/6/2022 (Zero Coupon)	9,999,789	1.27
USD 9,000,000	Commonwealth Bank of Australia 1/9/2022 (Zero Coupon)	9,000,000	1.15
USD 12,500,000	Goldman Sachs International 6/6/2022 (Zero Coupon)	12,498,559	1.59
USD 2,000,000	Gotham Funding 6/6/2022 (Zero Coupon)	1,999,794	0.25
USD 11,000,000	GTA Funding LLC 21/6/2022 (Zero Coupon)	10,994,378	1.40
USD 14,150,000	ING US Funding LLC 7/6/2022 (Zero Coupon)	14,147,877	1.80
USD 7,500,000	ING US Funding LLC 8/8/2022 (Zero Coupon)	7,491,075	0.95
USD 11,000,000	JP Morgan Securities LLC 2/11/2022 (Zero Coupon)	10,948,239	1.39
USD 15,000,000	Lime Funding LLC 24/6/2022 (Zero Coupon)	14,990,992	1.91
USD 1,000,000	LMA SA 28/7/2022 (Zero Coupon)	998,781	0.13
USD 8,850,000	Mackinnac Funding Co LLC 16/8/2022 (Zero Coupon)	8,833,559	1.12
USD 13,538,000	Macquarie Bank Ltd 24/8/2022 (Zero Coupon)	13,487,142	1.72
USD 9,750,000	National Australia Bank Ltd 25/10/2022 (Zero Coupon)	9,750,000	1.24
USD 17,850,000	Neww Amsterdam Receivables Corp 23/6/2022 (Zero Coupon)	17,840,533	2.27
USD 1,950,000	Old Line Funding LLC 4/8/2022 (Zero Coupon)	1,947,088	0.25

保有高	銘柄	時価 (米ドル)	純資産比率 (%)
USD 8,725,000	Old Line Funding LLC 15/8/2022 (Zero Coupon)	8,709,004	1.11
USD 17,050,000	Old Line Funding LLC 16/8/2022 (Zero Coupon)	17,003,927	2.17
USD 6,935,000	Ontario Teachers' Finance Trust 6/7/2022 (Zero Coupon)	6,932,640	0.88
USD 4,000,000	Regatta Funding Co LLC 1/8/2022 (Zero Coupon)	3,997,424	0.51
USD 5,500,000	Salisbury Receivables Company LLC 14/7/2022 (Zero Coupon)	5,500,000	0.70
USD 5,250,000	Siemens Capital Co LLC 28/6/2022 (Zero Coupon)	5,246,417	0.67
USD 6,000,000	Societe Generale SA 24/6/2022 (Zero Coupon)	5,996,512	0.76
USD 3,000,000	Societe Generale SA 13/10/2022 (Zero Coupon)	2,996,818	0.38
USD 1,400,000	Societe Generale SA 4/1/2023 (Zero Coupon)	1,388,186	0.18
USD 11,650,000	ST Engineering North America Inc 17/6/2022 (Zero Coupon)	11,645,340	1.48
USD 7,000,000	Starbird Funding Corp 1.23% 8/7/2022	7,000,000	0.89
USD 5,000,000	Swedbank AB FRN 23/11/2022	5,000,000	0.64
USD 2,500,000	Thunder Bay Funding LLC 1/7/2022 (Zero Coupon)	2,498,333	0.32
USD 2,000,000	Thunder Bay Funding LLC 22/7/2022 (Zero Coupon)	1,996,458	0.25
USD 8,000,000	Thunder Bay Funding LLC 7/11/2022 (Zero Coupon)	7,928,627	1.01
USD 6,000,000	United Overseas Bank Ltd FRN 27/10/2022	6,000,000	0.76
USD 8,000,000	Vesullis Commercial Paper LLC 12/7/2022 (Zero Coupon)	7,990,251	1.02
USD 10,750,000	Walmart Inc 13/6/2022 (Zero Coupon)	10,747,026	1.37
		349,261,842	44.48
コマースナル・ペーパー合計		601,604,714	76.61
公認の証券取引所に上場されているまたは その他の規制市場で取引されている譲渡可能な 有価証券および短期金融商品合計		782,741,746	99.68
投資有価証券(時価)合計		782,741,746	99.68
その他の純資産		2,498,019	0.32
純資産合計(米ドル)		785,239,765	100.00

差金決済契約 (2022年5月31日現在)

保有高	銘柄	取引相手	未実現評価益/(損) (米ドル)
デリバティブ金融商品			
差金決済契約			
ブラジル			
13,100	Agreenco Ltd*	Morgan Stanley	(437)
(3)	Banco ABC Brasil SA (Pref)π	Morgan Stanley	—
13,700	Laep Investments Ltd*	Goldman Sachs	(759)
24,300	Laep Investments Ltd*	Morgan Stanley	(1,418)
			(2,614)
カナダ			
2,976	Perpetua Resources Corp	Bank of America Merrill Lynch	1,607
17,929	Perpetua Resources Corp	Barclays Bank	6,454
10,152	Perpetua Resources Corp	Goldman Sachs	5,482
7,931	Perpetua Resources Corp	HSBC	1,983
12,710	Perpetua Resources Corp	Morgan Stanley	4,576
(26,058)	Poseidon Concepts Corp*	Morgan Stanley	5,473
12,100	Sears Canada Inc*	Morgan Stanley	(5,833)
			19,742
メキシコ			
12,916	Prologis Property Mexico SA de CV (REIT)	Goldman Sachs	—
			—
パナマ			
(6,456)	Copa Holdings SA 'A'	Barclays Bank	(11,040)

保有高	銘柄	取引相手	未実現評価益/(損) (米ドル)
(3,195)	Copa Holdings SA 'A'	Goldman Sachs	(6,486)
			(17,526)
ペルー			
7,452	Tahoe Resources Inc	Morgan Stanley	74
			74
米国			
(3,958)	10X Genomics Inc 'A'	Bank of America Merrill Lynch	(21,373)
(12,099)	10X Genomics Inc 'A'	Barclays Bank	(23,472)
(4,436)	10X Genomics Inc 'A'	Goldman Sachs	(23,954)
(6,967)	10X Genomics Inc 'A'	HSBC	(29,958)
(10,837)	10X Genomics Inc 'A'	Morgan Stanley	(21,024)
2,300	1-800-Flowers.com Inc 'A'	Bank of America Merrill Lynch	(2,116)
6,078	1-800-Flowers.com Inc 'A'	Goldman Sachs	(1,611)
8,066	1-800-Flowers.com Inc 'A'	HSBC	(9,679)
17,317	1-800-Flowers.com Inc 'A'	Morgan Stanley	3,983
2,406	1Life Healthcare Inc	Bank of America Merrill Lynch	1,300
22,171	1Life Healthcare Inc	Barclays Bank	(5,764)
46,722	1Life Healthcare Inc	Goldman Sachs	25,230
29,873	1Life Healthcare Inc	HSBC	55,310
11,255	1Life Healthcare Inc	Morgan Stanley	(2,926)
(9,382)	1st Source Corp	Barclays Bank	(6,661)

保有高	銘柄	取引相手	未実現評価益/(損) (米ドル)
(32,887)	1st Source Corp	Goldman Sachs	(73,009)
(2,621)	1stdibs.com Inc	Bank of America Merrill Lynch	(1,389)
(1,493)	1stdibs.com Inc	Barclays Bank	(523)
(1,086)	1stdibs.com Inc	Goldman Sachs	(576)
(1,575)	1stdibs.com Inc	HSBC	1,402
(971)	2seventy bio Inc	Barclays Bank	87
(8,577)	2seventy bio Inc	Goldman Sachs	(2,487)
(1,496)	2seventy bio Inc	HSBC	(583)
4,292	2U Inc	Bank of America Merrill Lynch	(2,446)
19,818	2U Inc	Barclays Bank	(22,989)
455	2U Inc	Goldman Sachs	(259)
388	2U Inc	HSBC	(54)
(6,112)	3D Systems Corp	Barclays Bank	(4,645)
(19,008)	3D Systems Corp	Goldman Sachs	(17,488)
(17,666)	3D Systems Corp	HSBC	(13,779)
(7,609)	3D Systems Corp	Morgan Stanley	(5,783)
(11,610)	3M Co	Bank of America Merrill Lynch	35,747
(13,748)	3M Co	Barclays Bank	(31,620)
(8,960)	3M Co	Goldman Sachs	21,702
(10,324)	3M Co	HSBC	47,346
(20,806)	3M Co	Morgan Stanley	(47,854)
7,309	4D Molecular Therapeutics Inc	Barclays Bank	(512)
4,473	89bio Inc	Bank of America Merrill Lynch	1,521

ブラックロック・ストラテジック・ファンズ ブラックロック・アメリカズ・ダイバーシファイド・エクイティ・アブソルート・リターン・ファンド

保有高	銘柄	取引相手	未実現損益/(損) (米ドル)	保有高	銘柄	取引相手	未実現損益/(損) (米ドル)	保有高	銘柄	取引相手	未実現損益/(損) (米ドル)
5,241	8x8 Inc	Bank of America Merrill Lynch	(2,647)	(32,199)	Acacia Research Corp Acacia Research Corp	Barclays Bank Goldman Sachs	(13,041) (7,767)	10,389	Accolade Inc	Barclays Bank	831
1,926	8x8 Inc	Barclays Bank	(703)	(23,898)	Acacia Research Corp	Goldman Sachs	(7,767)	11,003	Accolade Inc	Goldman Sachs	2,311
5,244	8x8 Inc	Goldman Sachs	(2,648)	(47,759)	Acacia Research Corp	HSBC	(11,892)	3,604	Accolade Inc	HSBC	2,883
87,174	8x8 Inc	HSBC	(64,507)	(46,109)	Acacia Research Corp	Morgan Stanley	(18,674)	21,376	Accuray Inc	Barclays Bank	(1,176)
4,711	8x8 Inc	Morgan Stanley	(1,720)	814	Academy Sports & Outdoors Inc	Bank of America Merrill Lynch	1,739	53,767	Accuray Inc	Goldman Sachs	(5,108)
(10,511)	908 Devices Inc	Barclays Bank	(6,622)	16,755	Academy Sports & Outdoors Inc	Barclays Bank	46,244	9,542	Accuray Inc	HSBC	716
(5,406)	908 Devices Inc	HSBC	2,919	4,442	Academy Sports & Outdoors Inc	Goldman Sachs	(13,726)	(80,572)	AcelRx	Morgan Stanley	(5,379)
(3,229)	908 Devices Inc	Morgan Stanley	(2,034)	7,125	Academy Sports & Outdoors Inc	HSBC	20,586	(7,890)	AcelRx	Goldman Sachs	(161)
(14,505)	A O Smith Corp	Bank of America Merrill Lynch	(12,184)	5,475	Academy Sports & Outdoors Inc	Morgan Stanley	15,111	(11,355)	AcelRx	HSBC	(204)
(8,456)	A O Smith Corp	Barclays Bank	(12,261)	(3,268)	Acadia	Bank of America	(2,778)	75,838	ACI Worldwide Inc	Barclays Bank	7,584
(15,638)	A O Smith Corp	Goldman Sachs	(10,488)	(10,614)	Acadia	Barclays Bank	(15,285)	22,380	ACI Worldwide Inc	Goldman Sachs	19,023
(1,425)	A O Smith Corp	HSBC	(2,798)	(5,328)	Acadia	Goldman Sachs	(4,884)	5,496	ACI Worldwide Inc	HSBC	5,184
(6,310)	A O Smith Corp	Morgan Stanley	(9,332)	(13,645)	Acadia	HSBC	(74,502)	3,269	ACI Worldwide Inc	Morgan Stanley	327
(3,153)	A10 Networks Inc	Bank of America Merrill Lynch	(1,091)	(16,267)	ACADIA	Bank of America	(1,789)	1,947	AClaris	Bank of America	3,466
(20,847)	A10 Networks Inc	Barclays Bank	(21,264)	(11,032)	ACADIA	Goldman Sachs	(1,214)	3,716	AClaris	Barclays Bank	2,081
(17,398)	A10 Networks Inc	Goldman Sachs	(11,657)	7,211	Acadia Realty Trust (REIT)	Bank of America Merrill Lynch	288	1,456	AClaris	HSBC	2,417
(2,174)	A10 Networks Inc	HSBC	(3,978)	41,400	Acadia Realty Trust (REIT)	Barclays Bank	65,826	2,373	AClaris	Morgan Stanley	1,329
(13,837)	A10 Networks Inc	Morgan Stanley	(14,347)	32,707	Acadia Realty Trust (REIT)	Goldman Sachs	1,308	(18,000)	ACNB Corp	Barclays Bank	(12,600)
(3,394)	AAON Inc	Barclays Bank	(3,666)	87,502	Acadia Realty Trust (REIT)	HSBC	40,251	(14,089)	ACNB Corp	Goldman Sachs	(7,326)
(18,080)	AAON Inc	Goldman Sachs	(25,131)	14,498	Acadia Realty Trust (REIT)	Morgan Stanley	23,052	(1,173)	ACNB Corp	HSBC	774
(12,287)	AAON Inc	HSBC	19,905	4,969	Accel Entertainment Inc	Bank of America Merrill Lynch	795	6,724	Actua Corp*	Bank of America Merrill Lynch	(1,244)
12,491	AAR Corp	Barclays Bank	22,734	41,867	Accel Entertainment Inc	Barclays Bank	12,979	4,817	Actua Corp*	Merrill Lynch	(44,359)
7,986	AAR Corp	Goldman Sachs	24,517	21,191	Accel	Goldman Sachs	3,391	6,239	Acuity Brands Inc	Barclays Bank	(44,359)
20,166	AAR Corp	HSBC	64,733	15,519	Accel	HSBC	6,052	(7,449)	Acuity Brands Inc	Goldman Sachs	(56,911)
3,391	Aaron's Co Inc	Bank of America Merrill Lynch	(4,001)	14,818	Accel	Morgan Stanley	4,594	(405)	Acuity Brands Inc	Morgan Stanley	(2,880)
12,351	Aaron's Co Inc	Barclays Bank	8,893	(2,843)	Accelerate Diagnostics Inc	Bank of America Merrill Lynch	42	5,695	Acumen	Bank of America	1,822
19,457	Aaron's Co Inc	Goldman Sachs	(22,959)	(25,872)	Accelerate Diagnostics Inc	Barclays Bank	(380)	6,724	Acumen	Merrill Lynch	672
16,259	Aaron's Co Inc	HSBC	(22,437)	(245)	Accelerate Diagnostics Inc	Goldman Sachs	4	4,166	Acumen	Barclays Bank	417
6,620	Aaron's Co Inc	Morgan Stanley	4,766	581	Accenture Plc 'A'	Bank of America Merrill Lynch	8,134	(2,026)	Acushnet Holdings Corp	Bank of America Merrill Lynch	177
2,266	Abbott Laboratories	Bank of America Merrill Lynch	12,599	(823)	Accenture Plc 'A'	Bank of America Merrill Lynch	(16,812)	(25,732)	Acushnet Holdings Corp	Barclays Bank	(23,673)
11,538	Abbott Laboratories	Barclays Bank	2,769	1,503	Accenture Plc 'A'	Barclays Bank	32,017	(9,571)	Acushnet Holdings Corp	Goldman Sachs	15,461
10,768	Abbott Laboratories	Goldman Sachs	54,583	2,617	Accenture Plc 'A'	Goldman Sachs	34,605	(9,551)	Acushnet Holdings Corp	HSBC	12,261
(2,775)	Abbott Laboratories	Goldman Sachs	(15,429)	1,143	Accenture Plc 'A'	HSBC	13,500	(6,205)	Acushnet Holdings Corp	Morgan Stanley	(6,610)
696	Abbott Laboratories	HSBC	2,105	2,113	Accenture Plc 'A'	Morgan Stanley	35,456	1,134	Adams Resources & Energy Inc	Barclays Bank	2,835
(2,783)	Abbott Laboratories	HSBC	(2,315)	22,208	ACCO Brands Corp	Barclays Bank	5,552	1,166	Adams Resources & Energy Inc	Goldman Sachs	2,927
7,330	Abbott Laboratories	Morgan Stanley	710	84,979	ACCO Brands Corp	Goldman Sachs	850	7,206	Adams Resources & Energy Inc	HSBC	7,206
(4,436)	Abbott Laboratories	Morgan Stanley	(1,065)	84,545	ACCO Brands Corp	HSBC	17,754	3,951	AdaptHealth Corp	Morgan Stanley	9,877
(1,938)	AbbVie Inc	Bank of America Merrill Lynch	15,291					(3,999)	AdaptHealth Corp	Bank of America Merrill Lynch	(6,198)
(5,327)	AbbVie Inc	Barclays Bank	2,397					(20,522)	AdaptHealth Corp	Goldman Sachs	(31,809)
(7,103)	AbbVie Inc	Goldman Sachs	56,043					(2,176)	AdaptHealth Corp	HSBC	(14,449)
(6,559)	AbbVie Inc	HSBC	22,169								
(1,248)	AbbVie Inc	Morgan Stanley	562								
(20,449)	Abercrombie & Fitch Co 'A'	Barclays Bank	123,307								
(3,307)	Abercrombie & Fitch Co 'A'	HSBC	42,391								
(604)	ABIOMED Inc	Bank of America Merrill Lynch	(12,075)								
(771)	ABIOMED Inc	Barclays Bank	(8,242)								
(525)	ABIOMED Inc	Goldman Sachs	(3,213)								
(3,460)	ABIOMED Inc	HSBC	(89,187)								
(222)	ABIOMED Inc	Morgan Stanley	(2,373)								
(2,231)	ABM Industries Inc	Bank of America Merrill Lynch	(6,358)								
(1,587)	ABM Industries Inc	Barclays Bank	(72)								
(20,992)	ABM Industries Inc	Goldman Sachs	(59,827)								
6,251	Absci Corp	Barclays Bank	2,375								
(23,628)	Acacia Research Corp	Bank of America Merrill Lynch	(6,130)								

ブラックロック・ストラテジック・ファンズ ブラックロック・アメリカズ・ダイバーシファイド・エクイティ・アブソルート・リターン・ファンド

保有高	銘柄	取引相手	未実現損益/(損) (米ドル)	保有高	銘柄	取引相手	未実現損益/(損) (米ドル)	保有高	銘柄	取引相手	未実現損益/(損) (米ドル)
(7,370)	AdaptHealth Corp	Morgan Stanley	(3,611)	(7,811)	Advanced Drainage Systems Inc	Goldman Sachs	(52,568)	7,640	Aerie Pharmaceuticals Inc	Goldman Sachs	(11,422)
27,190	Adaptive Biotechnologies Corp	Bank of America	35	(8,150)	Advanced Drainage Systems Inc	HSBC	(105,054)	16,019	Aerie Pharmaceuticals Inc	HSBC	(6,488)
60,962	Adaptive Biotechnologies Corp	Barclays Bank	4,267	(10,628)	Advanced Emissions Solutions Inc	Barclays Bank	2,126	3,563	Aerovate Therapeutics Inc	Barclays Bank	3,937
58,463	Adaptive Biotechnologies Corp	Goldman Sachs	(7,069)	(5,462)	Advanced Emissions Solutions Inc	HSBC	2,840	1,315	Aerovate Therapeutics Inc	HSBC	2,978
42,720	Adaptive Biotechnologies Corp	HSBC	31,613	(15,235)	Advanced Emissions Solutions Inc	Morgan Stanley	3,047	889	Aerovate Therapeutics Inc	Morgan Stanley	982
42,230	Adaptive Biotechnologies Corp	Morgan Stanley	2,956	(384)	Advanced Energy Industries Inc	Bank of America	(1,225)	(5,491)	AeroVironment Inc	Goldman Sachs	(81,267)
1,634	Addus HomeCare Corp	Bank of America	1,127	(25,256)	Advanced Energy Industries Inc	Merrill Lynch	(118,956)	(1,271)	AerSale Corp	Bank of America	—
6,604	Addus HomeCare Corp	Barclays Bank	(5,944)	(17,490)	Advanced Energy Industries Inc	Goldman Sachs	(53,620)	(8,569)	AerSale Corp	Barclays Bank	1,285
3,323	Addus HomeCare Corp	Goldman Sachs	2,293	(4,370)	Advanced Energy Solutions Inc	HSBC	(22,743)	(1,961)	AerSale Corp	Goldman Sachs	—
1,010	Addus HomeCare Corp	HSBC	3,554	(4,370)	Advanced Energy Solutions Inc	HSBC	(22,743)	(1,776)	AES Corp	Bank of America	(2,849)
(6,507)	Adicet Bio Inc	Bank of America	10,802	(6,396)	Advanced Micro Devices Inc	Barclays Bank	(43,307)	(31,494)	AES Corp	Barclays Bank	(34,643)
(4,398)	Adicet Bio Inc	Barclays Bank	(1,935)	(6,396)	Advanced Micro Devices Inc	Barclays Bank	(43,307)	12,249	AES Corp	Barclays Bank	13,474
(2,881)	Adicet Bio Inc	Goldman Sachs	4,782	6,765	Advanced Micro Devices Inc	Goldman Sachs	48,573	(58,440)	AES Corp	Goldman Sachs	(124,883)
(1,941)	Adicet Bio Inc	HSBC	2,504	(2,169)	AdvanSix Inc	Barclays Bank	(3,523)	35,906	AES Corp	Goldman Sachs	77,916
(38,622)	Adient Plc	Barclays Bank	(97,714)	(7,619)	AdvanSix Inc	Goldman Sachs	(1,067)	(20,765)	AES Corp	Morgan Stanley	(22,842)
(11,238)	Adient Plc	Goldman Sachs	(43,154)	(2,020)	AdvanSix Inc	HSBC	(2,002)	5,708	AES Corp	Morgan Stanley	6,279
(12,444)	Adient Plc	HSBC	(40,412)	(1,449)	AdvanSix Inc	Morgan Stanley	(2,492)	(11,522)	AEye Inc	HSBC	(12,559)
(6,609)	Adient Plc	Morgan Stanley	(16,875)	4,610	Advantage Solutions Inc	Bank of America	(115)	(23,595)	AEye Inc	Morgan Stanley	(15,573)
103,095	ADMA Biologics Inc	Barclays Bank	1,546	(17,540)	Advantage Solutions Inc	Merrill Lynch	(263)	(1,136)	Affiliated Managers Group Inc	Bank of America	(10,690)
77,870	ADMA Biologics Inc	Goldman Sachs	16,742	8,149	Advantage Solutions Inc	Goldman Sachs	(204)	3,144	Affiliated Managers Group Inc	Merrill Lynch	18,109
5,933	ADMA Biologics Inc	HSBC	3,233	24,889	Advantage Solutions Inc	HSBC	(15,307)	(5,244)	Affiliated Managers Group Inc	Barclays Bank	(30,205)
794	Adobe Inc	Barclays Bank	8,178	(13,221)	Advent Technologies Holdings Inc	Barclays Bank	(264)	(724)	Affiliated Managers Group Inc	HSBC	5,921
71	Adobe Inc	Goldman Sachs	1,008	(30,239)	Advent Technologies Holdings Inc	Goldman Sachs	3,931	8,639	Affirmed NV	Barclays Bank	(950)
383	Adobe Inc	HSBC	5,407	(15,253)	Advent Technologies Holdings Inc	Morgan Stanley	(305)	24,812	Affirmed NV	Goldman Sachs	(2,977)
1,504	Adobe Inc	Morgan Stanley	15,491	(47,868)	Adverum Biotechnologies Inc	Goldman Sachs	(3,839)	9,086	Affirmed NV	HSBC	1,090
(3,805)	ADT Inc	Bank of America	(1,826)	26,976	AECOM	Bank of America	80,068	(3,030)	Affirm Holdings Inc	Bank of America	(20,301)
36,345	ADT Inc	Barclays Bank	12,357	6,794	AECOM	Merrill Lynch	11,686	(1,731)	Affirm Holdings Inc	Barclays Bank	(8,880)
(16,422)	ADT Inc	Barclays Bank	(5,583)	20,199	AECOM	Barclays Bank	11,686	(9,117)	Affirm Holdings Inc	Goldman Sachs	(59,077)
29,655	ADT Inc	Goldman Sachs	14,234	7,945	AECOM	Goldman Sachs	55,755	(2,333)	Affirm Holdings Inc	Morgan Stanley	(11,968)
(18,899)	ADT Inc	Goldman Sachs	(9,072)	7,792	AECOM	HSBC	38,043	2,010	Aflac Inc	Bank of America	5,002
17,080	ADT Inc	HSBC	12,639	8,659	Aeglea BioTherapeutics Inc	Morgan Stanley	13,402	(57,650)	Aflac Inc	Barclays Bank	(184,480)
(23,110)	ADT Inc	Morgan Stanley	(7,857)	19,844	Aeglea BioTherapeutics Inc	Morgan Stanley	992	2,635	Aflac Inc	Barclays Bank	8,432
(12,011)	Adtalem Global Education Inc	Barclays Bank	(5,165)	(1,724)	Aehr Test Systems	Bank of America	(724)	(102,204)	Aflac Inc	Goldman Sachs	(361,802)
(6,853)	Adtalem Global Education Inc	Goldman Sachs	(11,239)	(14,935)	Aehr Test Systems	Merrill Lynch	(16,621)	6,007	Aflac Inc	Goldman Sachs	21,265
(27,451)	ADTRAN Inc	Barclays Bank	(15,373)	(6,117)	Aehr Test Systems	HSBC	(2,141)	16,879	Aflac Inc	HSBC	33,696
(15,581)	ADTRAN Inc	Goldman Sachs	(21,034)	(1,422)	Aemetis Inc	Bank of America	(1,180)	41,328	AG Mortgage Investment Trust Inc (REIT)	Barclays Bank	13,225
(9,757)	ADTRAN Inc	HSBC	(11,318)	(2,425)	Aemetis Inc	Barclays Bank	(1,916)	11,758	AG Mortgage Investment Trust Inc (REIT)	Goldman Sachs	3,175
1,840	Aduro Biotech Holdings Europe BV*	Barclays Bank	4,672	(8,268)	Aemetis Inc	HSBC	(165)	11,172	AG Mortgage Investment Trust Inc (REIT)	HSBC	8,379
4,665	Aduro Biotech Holdings Europe BV*	Morgan Stanley	11,844	(7,415)	Aemetis Inc	Morgan Stanley	(5,858)	(1,389)	AGCO Corp	Bank of America	(6,357)
1,716	Advance Auto Parts Inc	Bank of America	(6,711)	(4,647)	AerCap Holdings NV	Morgan Stanley	(2,556)	(2,265)	AGCO Corp	Merrill Lynch	(18,800)
4,199	Advance Auto Parts Inc	Barclays Bank	31,241	(20,450)	Aerie Pharmaceuticals Inc	Barclays Bank	(2,697)	(4,137)	AGCO Corp	Goldman Sachs	20,106
4,057	Advance Auto Parts Inc	Goldman Sachs	(93,351)					(912)	AGCO Corp	Goldman Sachs	(4,432)
4,426	Advance Auto Parts Inc	HSBC	(52,935)					3,705	AGCO Corp	HSBC	23,416
586	Advance Auto Parts Inc	Morgan Stanley	5,800					(4,703)	AGCO Corp	HSBC	(24,041)
(1,127)	Advanced Drainage Systems Inc	Bank of America	(7,585)								
(20,450)	Advanced Drainage Systems Inc	Barclays Bank	20,859								

ブラックロック・ストラテジック・ファンズ ブラックロック・アメリカズ・ダイバーシファイド・エクイティ・アブソルート・リターン・ファンド

保有高	銘柄	取引相手	未実現評価増益/(損) (米ドル)	保有高	銘柄	取引相手	未実現評価増益/(損) (米ドル)	保有高	銘柄	取引相手	未実現評価増益/(損) (米ドル)
7,204	AGCO Corp	Morgan Stanley	59,793	13,542	AgroFresh Solutions Inc	Barclays Bank	(677)	9,378	Akero Therapeutics Inc	Goldman Sachs	(2,384)
(5,229)	AgEagle Aerial Systems Inc	Barclays Bank	33	15,968	AgroFresh Solutions Inc	Goldman Sachs	2,715	10,805	Akero Therapeutics Inc	HSBC	(13,722)
(28,647)	AgEagle Aerial Systems Inc	Goldman Sachs	(2,398)	27,665	AgroFresh Solutions Inc	Morgan Stanley	(1,383)	5,927	Akero Therapeutics Inc	Morgan Stanley	2,178
(7,981)	AgEagle Aerial Systems Inc	Morgan Stanley	50	(7,509)	Air Lease Corp	Bank of America Merrill Lynch	(12,248)	5,236	Akouos Inc	Bank of America Merrill Lynch	(2,147)
33,689	Agenus Inc	Bank of America Merrill Lynch	3,874	(1,448)	Air Lease Corp	Barclays Bank	(1,173)	12,743	Akouos Inc	Barclays Bank	(382)
32,365	Agenus Inc	Barclays Bank	4,046	(29,897)	Air Lease Corp	Goldman Sachs	(50,227)	5,559	Akouos Inc	HSBC	(56)
20,058	Agenus Inc	Goldman Sachs	2,307	(674)	Air Lease Corp	HSBC	(1,534)	1,501	Akouos Inc	Morgan Stanley	(45)
15,371	Agenus Inc	HSBC	1,350	(9,937)	Air Lease Corp	Morgan Stanley	(8,049)	(18,182)	Akoustis Technologies Inc	Bank of America Merrill Lynch	(6,546)
15,144	Agilent Technologies Inc	Barclays Bank	47,855	(4,143)	Air Products & Chemicals Inc	Barclays Bank	(38,240)	(70,854)	Akoustis Technologies Inc	Barclays Bank	(41,804)
22,970	Agilent Technologies Inc	Goldman Sachs	201,368	(6,645)	Air Products & Chemicals Inc	Goldman Sachs	(93,624)	(4,969)	Akoustis Technologies Inc	HSBC	(1,391)
18,661	Agilent Technologies Inc	HSBC	299,136	(4,640)	Air Products & Chemicals Inc	HSBC	(60,987)	(9,494)	Akoustis Technologies Inc	Morgan Stanley	(5,601)
(5,833)	Agiliti Inc	Bank of America Merrill Lynch	(5,716)	(1,703)	Air Products & Chemicals Inc	Morgan Stanley	(15,719)	5,762	Akoya Biosciences Inc	Bank of America Merrill Lynch	13,656
(13,192)	Agiliti Inc	Barclays Bank	(6,860)	(745)	Air Transport Services Group Inc	Bank of America Merrill Lynch	363	5,860	Akoya Biosciences Inc	Barclays Bank	5,508
(5,263)	Agiliti Inc	Goldman Sachs	(5,158)	(6,050)	Air Transport Services Group Inc	Barclays Bank	(7,502)	7,363	Akoya Biosciences Inc	Goldman Sachs	17,450
(1,360)	Agiliti Inc	HSBC	(435)	(11,856)	Air Transport Services Group Inc	Goldman Sachs	(8,916)	7,034	Akoya Biosciences Inc	Morgan Stanley	6,612
(1,658)	agilon health Inc	Bank of America Merrill Lynch	(796)	(22,738)	Air Transport Services Group Inc	HSBC	(9,550)	(3,453)	Alamo Group Inc	Barclays Bank	(14,844)
(28,367)	agilon health Inc	Barclays Bank	(13,616)	(1,290)	Air Transport Services Group Inc	Morgan Stanley	(1,600)	(6,110)	Alamo Group Inc	Goldman Sachs	(20,215)
(11,045)	agilon health Inc	Goldman Sachs	(4,531)	(4,807)	Airbnb Inc 'A'	Bank of America Merrill Lynch	(18,363)	(118)	Alamo Group Inc	HSBC	(216)
(4,779)	agilon health Inc	HSBC	(14,528)	(592)	Airbnb Inc 'A'	Barclays Bank	(2,948)	(434)	Alamo Group Inc	Morgan Stanley	(1,669)
(932)	agilon health Inc	Morgan Stanley	(447)	(3,108)	Airbnb Inc 'A'	Goldman Sachs	(11,873)	5,913	Alarm.com Holdings Inc	Barclays Bank	10,525
(8,009)	Agilyssys Inc	Barclays Bank	(13,695)	(3,532)	Airbnb Inc 'A'	HSBC	(670)	10,216	Alarm.com Holdings Inc	Goldman Sachs	67,732
(3,714)	Agilyssys Inc	Goldman Sachs	(16,416)	(1,193)	Airbnb Inc 'A'	Morgan Stanley	(5,941)	6,879	Alarm.com Holdings Inc	HSBC	54,550
(1,359)	Agilyssys Inc	HSBC	(9,472)	(6,303)	Airgain Inc	Bank of America Merrill Lynch	252	26,863	Alaska Air Group Inc	Bank of America Merrill Lynch	47,796
(12,916)	Agilyssys Inc	Morgan Stanley	(22,086)	(4,677)	Airgain Inc	Barclays Bank	702	15,178	Alaska Air Group Inc	Barclays Bank	15,785
2,604	Agios Pharmaceuticals Inc	Bank of America Merrill Lynch	(6,276)	(30,288)	Airgain Inc	Goldman Sachs	1,212	(11,624)	Alaska Air Group Inc	Barclays Bank	(12,089)
2,510	Agios Pharmaceuticals Inc	Barclays Bank	149	13,330	AirSculpt Technologies Inc	Barclays Bank	8,531	26,242	Alaska Air Group Inc	Goldman Sachs	(46,281)
10,984	Agios Pharmaceuticals Inc	Goldman Sachs	(22,057)	5,191	AirSculpt Technologies Inc	Goldman Sachs	7,475	(12,855)	Alaska Air Group Inc	Goldman Sachs	(24,425)
9,999	Agios Pharmaceuticals Inc	HSBC	(6,143)	1,290	AirSculpt Technologies Inc	Morgan Stanley	826	210	Alaska Air Group Inc	HSBC	16
3,295	Agios Pharmaceuticals Inc	Morgan Stanley	(4,481)	9,393	aka Brands Holding Corp	HSBC	3,851	(9,111)	Alaska Air Group Inc	HSBC	(2,096)
(41,204)	AGNC Investment Corp (REIT)	Bank of America Merrill Lynch	(684)	11,588	aka Brands Holding Corp	Morgan Stanley	4,751	2,658	Alaska Air Group Inc	Morgan Stanley	2,764
(139,287)	AGNC Investment Corp (REIT)	Barclays Bank	(37,608)	(374)	Akamai Technologies Inc	Bank of America Merrill Lynch	41	(216,181)	Alaunos Therapeutics Inc	Barclays Bank	(9,771)
(136,050)	AGNC Investment Corp (REIT)	Goldman Sachs	2,721	(3,657)	Akamai Technologies Inc	Barclays Bank	(6,034)	(7,158)	Albany International Corp 'A'	Bank of America Merrill Lynch	(20,202)
(69,691)	AGNC Investment Corp (REIT)	HSBC	(697)	(10,038)	Akamai Technologies Inc	Goldman Sachs	(18,028)	(9,287)	Albany International Corp 'A'	Barclays Bank	(17,181)
(7,865)	AGNC Investment Corp (REIT)	Morgan Stanley	(2,124)	(4,769)	Akamai Technologies Inc	HSBC	(11,226)	(3,221)	Albany International Corp 'A'	Goldman Sachs	(9,019)
(7,689)	Agree Realty Corp (REIT)	Bank of America Merrill Lynch	(6)	(7,379)	Akamai Technologies Inc	Morgan Stanley	(12,175)	(2,302)	Albany International Corp 'A'	HSBC	(10,709)
1,085	Agree Realty Corp (REIT)	Bank of America Merrill Lynch	873	4,700	Akazoo SA*	Bank of America Merrill Lynch	(5,452)	(2,432)	Albany International Corp 'A'	Morgan Stanley	(4,499)
(38,012)	Agree Realty Corp (REIT)	Barclays Bank	(5,522)	5,417	Akazoo SA*	Barclays Bank	(6,284)	(4,649)	Albemarle Corp	Barclays Bank	(78,243)
16,448	Agree Realty Corp (REIT)	Barclays Bank	4,441	11,200	Akazoo SA*	Goldman Sachs	(12,992)	(1,476)	Albemarle Corp	Goldman Sachs	(49,372)
(2,457)	Agree Realty Corp (REIT)	Goldman Sachs	(1,042)	7,099	Akazoo SA*	Morgan Stanley	(71)	5,786	Albertsons Cos Inc	Bank of America Merrill Lynch	6,317
(14,798)	Agree Realty Corp (REIT)	HSBC	(4,324)	807	Akero Therapeutics Inc	Bank of America Merrill Lynch	(428)	11,545	Albertsons Cos Inc	Barclays Bank	23,436
38,798	Agree Realty Corp (REIT)	HSBC	68,147	5,993	Akero Therapeutics Inc	Barclays Bank	1,618	19,421	Albertsons Cos Inc	Goldman Sachs	7,963
(8,702)	Agree Realty Corp (REIT)	Morgan Stanley	79					1,610	Albertsons Cos Inc	Morgan Stanley	3,268
17,625	AgroFresh Solutions Inc	Bank of America Merrill Lynch	2,996					(996)	Albireo Pharma Inc	Barclays Bank	1,325
								(6,425)	Albireo Pharma Inc	Goldman Sachs	41,177
								(2,490)	Albireo Pharma Inc	HSBC	43,289
								(2,466)	Alcoa Corp	Bank of America Merrill Lynch	(4,590)
								(6,537)	Alcoa Corp	Goldman Sachs	(14,764)

ブラックロック・ストラテジック・ファンズ ブラックロック・アメリカズ・ダイバーシファイド・エクイティ・アブソルート・リターン・ファンド

保有高	銘柄	取引相手	未実現評価増益/(損) (米ドル)	保有高	銘柄	取引相手	未実現評価増益/(損) (米ドル)	保有高	銘柄	取引相手	未実現評価増益/(損) (米ドル)
(2,986)	Alcoa Corp	Morgan Stanley	(4,509)	7,717	Aligos Therapeutics Inc	Morgan Stanley	540	36,929	Allison Transmission Holdings Inc	Barclays Bank	49,485
(5,444)	Aldeyra Therapeutics Inc	Bank of America	(2,944)	(13,477)	Alkami Technology Inc	Barclays Bank	(26,145)	28,064	Allison Transmission Holdings Inc	Goldman Sachs	34,484
(30,075)	Aldeyra Therapeutics Inc	Barclays Bank	(6,617)	(1,770)	Alkami Technology Inc	Goldman Sachs	(1,649)	12,893	Allison Transmission Holdings Inc	HSBC	9,752
(25,214)	Aldeyra Therapeutics Inc	Goldman Sachs	(13,868)	2,494	Alkermes Plc	Bank of America	3,417	28,975	Allogene Therapeutics Inc	Barclays Bank	14,343
(6,996)	Aldeyra Therapeutics Inc	HSBC	(4,058)	(13,745)	Alkermes Plc	Barclays Bank	(13,745)	16,869	Allogene Therapeutics Inc	Goldman Sachs	14,760
16,589	Alector Inc	Bank of America	6,347	17,219	Alkermes Plc	Barclays Bank	17,219	11,355	Allogene Therapeutics Inc	HSBC	7,097
12,867	Alector Inc	Barclays Bank	(2,316)	23,067	Allakos Inc	Bank of America	(7,381)	13,069	Allovir Inc	Bank of America	(9,410)
12,126	Alector Inc	Goldman Sachs	5,214	10,573	Allakos Inc	Barclays Bank	(529)	19,860	Allovir Inc	Barclays Bank	(7,547)
4,389	Alector Inc	HSBC	4,916	23,174	Allakos Inc	Goldman Sachs	(7,416)	8,348	Allovir Inc	Goldman Sachs	(6,011)
3,137	Alector Inc	Morgan Stanley	(565)	55,813	Allakos Inc	HSBC	(18,697)	14,744	Allovir Inc	HSBC	(7,077)
18,311	Alerus Financial Corp	Barclays Bank	(6,592)	37,213	Allakos Inc	Morgan Stanley	(1,861)	54,608	Allscripts Healthcare Solutions Inc	Barclays Bank	8,191
15,325	Alerus Financial Corp	Goldman Sachs	9,808	7,128	Allbirds Inc	Bank of America	3,555	23,810	Allstate Corp	Goldman Sachs	183,337
24,447	Alerus Financial Corp	HSBC	(16,379)	36,478	Allbirds Inc	Barclays Bank	22,870	(4,620)	Allstate Corp	Goldman Sachs	(35,574)
15,657	Alerus Financial Corp	Morgan Stanley	(5,637)	15,205	Allbirds Inc	Goldman Sachs	12,012	6,615	Allstate Corp	HSBC	41,399
8,122	Alexander & Baldwin Inc (REIT)	Bank of America	(5,442)	11,859	Allbirds Inc	Morgan Stanley	7,590	(4,582)	Allstate Corp	HSBC	(30,978)
41,930	Alexander & Baldwin Inc (REIT)	Merrill Lynch	1,766	4,553	Allegheny Technologies Inc	Barclays Bank	4,325	2,907	Allstate Corp	Morgan Stanley	27,006
31,541	Alexander & Baldwin Inc (REIT)	Barclays Bank	(20,565)	4,946	Allegheny Technologies Inc	HSBC	7,518	(40)	Allstate Corp	Morgan Stanley	(372)
12,920	Alexander & Baldwin Inc (REIT)	Goldman Sachs	(6,041)	1,463	Allegheny Technologies Inc	Morgan Stanley	1,390	7,292	Ally Financial Inc	Barclays Bank	20,928
14,008	Alexander & Baldwin Inc (REIT)	HSBC	700	(3,547)	Allegiance Bancshares Inc	Bank of America	(3,607)	(5,383)	Ally Financial Inc	Barclays Bank	(15,449)
(2,550)	Alexander's Inc (REIT)	Merrill Lynch	(27,489)	(3,272)	Allegiance Bancshares Inc	Barclays Bank	(3,108)	(20,299)	Ally Financial Inc	Goldman Sachs	140,385
(6,906)	Alexander's Inc (REIT)	Barclays Bank	(82,734)	(7,054)	Allegiance Bancshares Inc	Goldman Sachs	(8,656)	30,990	Ally Financial Inc	Goldman Sachs	(91,954)
(5,334)	Alexander's Inc (REIT)	Goldman Sachs	(57,501)	(1,784)	Allegiance Bancshares Inc	HSBC	990	19,403	Ally Financial Inc	HSBC	51,612
(2,048)	Alexander's Inc (REIT)	HSBC	(14,973)	(2,165)	Allegiance Bancshares Inc	Morgan Stanley	(2,057)	(82)	Ally Financial Inc	HSBC	(180)
(3,280)	Alexander's Inc (REIT)	Morgan Stanley	(39,294)	(519)	Allegiant Travel Co	Bank of America	(2,714)	(341)	Alnylam	Bank of America	286
2,156	Alexandria Real Estate Equities Inc (REIT)	Barclays Bank	12,936	(4,183)	Allegiant Travel Co	Merrill Lynch	(20,037)	(1,818)	Alnylam	Bank of America	2,500
16,217	Alexandria Real Estate Equities Inc (REIT)	Goldman Sachs	31,584	(14,750)	Allegiant Travel Co	Barclays Bank	(77,143)	(3,034)	Alnylam	Merrill Lynch	16,839
5,980	Alexandria Real Estate Equities Inc (REIT)	HSBC	(629)	(9,792)	Allegiant Travel Co	Goldman Sachs	(53,857)	(1,818)	Alnylam	Goldman Sachs	2,500
3,319	Alexandria Real Estate Equities Inc (REIT)	Morgan Stanley	19,914	(778)	Allegion Plc	Bank of America	(2,469)	(1,818)	Alnylam	Goldman Sachs	2,500
1,835	Alico Inc	Bank of America	514	1,246	Allegion Plc	Merrill Lynch	3,551	(294)	Alnylam	HSBC	(444)
5,732	Alico Inc	Barclays Bank	2,809	(1,439)	Allegion Plc	Barclays Bank	(4,101)	(591)	Alnylam	Morgan Stanley	3,280
14,348	Alico Inc	Goldman Sachs	4,017	10,281	Allegion Plc	Goldman Sachs	3,041	(4,750)	Alnylam	Barclays Bank	(25,603)
8,371	Alico Inc	HSBC	27,624	(3,113)	Allegion Plc	Goldman Sachs	(2,026)	(6,816)	Alnylam	Goldman Sachs	(44,100)
(46,897)	Alight Inc 'A'	Barclays Bank	(8,910)	81	Allegion Plc	HSBC	24	(10,054)	Alnylam	HSBC	(98,062)
(106,336)	Alight Inc 'A'	Goldman Sachs	27,648	(6,722)	Allegion Plc	HSBC	14,257	(1,408)	Alnylam	Morgan Stanley	(6,547)
3	Align Technology Inc	Bank of America	11	3,121	Allegion Plc	Morgan Stanley	8,895	(17,768)	Alnylam	Barclays Bank	3,198
(1,018)	Align Technology Inc	Merrill Lynch	1,028	(4,602)	Allegion Plc	Morgan Stanley	(13,116)	893	Alnylam	HSBC	(1,018)
1,351	Align Technology Inc	Barclays Bank	1,729	7,006	Allegro Microsystems Inc	Bank of America	9,673	136	Alnylam	Bank of America	1,110
(172)	Align Technology Inc	Goldman Sachs	(4,165)	(20,820)	Allegro Microsystems Inc	Merrill Lynch	9,673	751	Alphabet Inc 'A'	Goldman Sachs	(11,083)
1,866	Align Technology Inc	HSBC	16,309	(2,382)	Allegro Microsystems Inc	Goldman Sachs	(4,777)	203	Alphabet Inc 'A'	HSBC	15,588
507	Align Technology Inc	Morgan Stanley	(512)	(1,666)	AlLETE Inc	Morgan Stanley	(823)	219	Alphabet Inc 'A'	Morgan Stanley	4,461
(968)	Align Technology Inc	Morgan Stanley	978	23,201	Alliant Energy Corp	Barclays Bank	86,772	(18,542)	Alphatec Holdings Inc	Bank of America	3,152
4,269	Alignment Healthcare Inc	Bank of America	7,684	(26,762)	Alliant Energy Corp	Barclays Bank	(100,090)	(15,528)	Alphatec Holdings Inc	Merrill Lynch	(3,261)
21,985	Alignment Healthcare Inc	Barclays Bank	9,673	38,118	Alliant Energy Corp	Goldman Sachs	147,898	(23,645)	Alphatec Holdings Inc	Goldman Sachs	4,020
7,229	Alignment Healthcare Inc	Goldman Sachs	13,012	(6,652)	Alliant Energy Corp	Goldman Sachs	(25,810)	(11,792)	Alphatec Holdings Inc	HSBC	3,508
4,797	Alignment Healthcare Inc	Morgan Stanley	2,111	28,054	Alliant Energy Corp	HSBC	112,821	(868)	Alphatec Holdings Inc	Bank of America	(1,207)
3,141	Aligos Therapeutics Inc	Bank of America	471	14,316	Alliant Energy Corp	Morgan Stanley	47,412	(7,503)	Alpine Immune Sciences Inc	Merrill Lynch	
		Merrill Lynch		11,123	Allied Motion Technologies Inc	Barclays Bank	21,579	8,994	Alpine Immune Sciences Inc	Barclays Bank	(7,353)
		Barclays Bank	205	2,524	Allied Motion Technologies Inc	Goldman Sachs	1,540	9,005	Alta Equipment Group Inc	Bank of America	630
1,408	Aligos Therapeutics Inc	Goldman Sachs	211	7,388	Allied Motion Technologies Inc	Morgan Stanley	14,333	11,958	Alta Equipment Group Inc	Barclays Bank	360
1,489	Aligos Therapeutics Inc	HSBC	208						Alta Equipment Group Inc	Goldman Sachs	837

ブラックロック・ストラテジック・ファンズ ブラックロック・アメリカズ・ダイバーシファイド・エクイティ・アブソルート・リターン・ファンド

保有高	銘柄	取引相手	未実現評価益/(損) (米ドル)	保有高	銘柄	取引相手	未実現評価益/(損) (米ドル)	保有高	銘柄	取引相手	未実現評価益/(損) (米ドル)
3,934	Alta Equipment Group Inc	HSBC	(3,332)	2,581	Ambarella Inc	Barclays Bank	21,990	(3,203)	American Aisle & Manufacturing Holdings Inc	Goldman Sachs	(2,045)
10,045	Alta Equipment Group Inc	Morgan Stanley	402	4,173	Ambarella Inc	Goldman Sachs	39,309	(17,502)	American Aisle & Manufacturing Holdings Inc	HSBC	(21,352)
1,840	Altair Engineering Inc 'A'	Bank of America	3,717	4,411	Ambarella Inc	HSBC	75,737	(20,966)	American Aisle & Manufacturing Holdings Inc	Morgan Stanley	(14,467)
14,874	Altair Engineering Inc 'A'	Merrill Lynch		1,445	Ambarella Inc	Morgan Stanley	12,311	67,410	American Eagle Outfitters Inc	Bank of America	(152,010)
7,788	Altair Engineering Inc 'A'	Barclays Bank	29,302	(14,502)	AMC Entertainment Holdings Inc 'A'	Barclays Bank	(41,041)	47,180	American Eagle Outfitters Inc	Barclays Bank	(50,718)
1,418	Altair Engineering Inc 'A'	Goldman Sachs	15,732	24,416	AMC Entertainment Holdings Inc 'A'	HSBC	78,800	63,565	American Eagle Outfitters Inc	Goldman Sachs	(143,339)
1,307	Altair Engineering Inc 'A'	HSBC	6,650	5,090	AMC Networks Inc 'A'	Goldman Sachs	16,110	51,297	American Eagle Outfitters Inc	HSBC	(110,374)
(3,405)	Alteryx Inc 'A'	Morgan Stanley	2,575	5,154	AMC Networks Inc 'A'	HSBC	39,248	19,248	American Eagle Outfitters Inc	Morgan Stanley	(20,691)
(6,263)	Alteryx Inc 'A'	Bank of America	(2,656)	(23,212)	Amcor Plc	Barclays Bank	(1,161)	(42,046)	American Electric Power Co Inc	Barclays Bank	(63,069)
(7,357)	Alteryx Inc 'A'	Merrill Lynch		84,773	Amcor Plc	Goldman Sachs	13,564	(15,974)	American Electric Power Co Inc	Goldman Sachs	(38,019)
(4,357)	Alteryx Inc 'A'	Barclays Bank	(7,014)	(108,312)	Amcor Plc	Goldman Sachs	(12,755)	(31,764)	American Electric Power Co Inc	HSBC	(66,070)
(14,775)	Alteryx Inc 'A'	Goldman Sachs	(5,738)	17,439	Amcor Plc	HSBC	8,545	(9,654)	American Electric Power Co Inc	Morgan Stanley	(14,481)
139,939	Altiice USA Inc 'A'	HSBC	2,745	(23,171)	Amcor Plc	HSBC	(12,753)	(2,250)	American Equity Investment Life Holding Co	Bank of America	(11,318)
(1,002)	Altimmune Inc	Morgan Stanley	(16,548)	(4,729)	Amdocs Ltd	Bank of America	(4,448)	(32,629)	American Equity Investment Life Holding Co	Merrill Lynch	(53,838)
(30,152)	Altimmune Inc	Bank of America	(230)	(10,574)	Amdocs Ltd	Merrill Lynch		(18,448)	American Equity Investment Life Holding Co	Goldman Sachs	(92,793)
(12,452)	Altimmune Inc	Merrill Lynch		(9,072)	Amdocs Ltd	Barclays Bank	(12,251)	(8,369)	American Equity Investment Life Holding Co	HSBC	(44,774)
11,733	Altisource Portfolio Solutions SA	Goldman Sachs	(2,864)	(6,172)	Amdocs Ltd	Goldman Sachs	(19,006)	(2,899)	American Equity Investment Life Holding Co	Morgan Stanley	(4,783)
16,929	Alto Ingredients Inc	Goldman Sachs	11,264	(3,830)	Amdocs Ltd	HSBC	(38,646)	6,009	American Express Co	Barclays Bank	61,472
14,571	Alto Ingredients Inc	Bank of America	(4,232)	363	Amedisys Inc	Bank of America	(2,334)	13,664	American Express Co	Goldman Sachs	175,446
6,117	Alto Ingredients Inc	Merrill Lynch		(903)	Amedisys Inc	Merrill Lynch		2,829	American Express Co	HSBC	23,339
25,853	Alto Ingredients Inc	Barclays Bank	1,603	259	Amedisys Inc	Barclays Bank	6,809	4,067	American Express Co	Morgan Stanley	41,605
6,186	Altra Industrial Motion Corp	Goldman Sachs	(1,529)	(4,272)	Amedisys Inc	Barclays Bank	(1,953)	4,386	American Finance Trust Inc (REIT)	Bank of America	2,719
18,112	Altra Industrial Motion Corp	HSBC	(9,307)	977	Amedisys Inc	HSBC	(854)	70,255	American Finance Trust Inc (REIT)	Merrill Lynch	
9,327	Altra Industrial Motion Corp	Bank of America	8,784	1,954	Amerant Bancorp Inc	HSBC	(6,692)	40,436	American Finance Trust Inc (REIT)	Barclays Bank	20,374
6,145	Altra Industrial Motion Corp	Merrill Lynch		(22,188)	Amerant Bancorp Inc	Merrill Lynch	(14,733)	11,097	American Financial Group Inc	HSBC	8,878
1,410	Altra Industrial Motion Corp	Barclays Bank	47,635	(14,740)	Amerant Bancorp Inc	Barclays Bank	(17,085)	(306)	American Financial Group Inc	Bank of America	2,282
7,387	Altria Group Inc	Goldman Sachs	13,866	(12,429)	Amerant Bancorp Inc	Goldman Sachs	(7,135)	(2,325)	American Financial Group Inc	Merrill Lynch	(11,741)
(12,087)	Altria Group Inc	HSBC	5,162	(3,431)	AMERCO	Barclays Bank	76,854	(800)	American Financial Group Inc	Goldman Sachs	3,511
6,589	Altria Group Inc	Morgan Stanley	12,041	(3,851)	AMERCO	Goldman Sachs	112,796	(8,997)	American Financial Group Inc	HSBC	25,370
18,329	Altria Group Inc	Goldman Sachs	(121)	(3,930)	AMERCO	HSBC	143,681	96,808	American Financial Group Inc	Morgan Stanley	(14,112)
1,946	Altus Midstream Co 'A'	HSBC	4,830	(319)	AMERCO	Morgan Stanley	7,146	55,550	American Homes 4 Rent 'A' (REIT)	Barclays Bank	64,861
1,935	Altus Midstream Co 'A'	Morgan Stanley	29,876	6,067	Ameren Corp	Bank of America	12,801	55,550	American Homes 4 Rent 'A' (REIT)	Goldman Sachs	29,997
1,261	Altus Midstream Co 'A'	Barclays Bank	10,294	12,966	Ameren Corp	Merrill Lynch		100	Ambarella Inc	Bank of America	942
54,501	Altus Power Inc	Goldman Sachs	18,886	39,310	Ameren Corp	Barclays Bank	24,117				
4,050	Altus Power Inc	HSBC	25,220	7,409	Ameren Corp	Goldman Sachs	86,756				
2,822	Altus Power Inc	Barclays Bank	14,170	58,480	Ameren Corp	HSBC	11,596				
(3,540)	ALX Oncology Holdings Inc	Goldman Sachs	7,007	1,814	Ameresco Inc 'A'	Morgan Stanley	94,203				
(1,564)	ALX Oncology Holdings Inc	HSBC	5,898	3,689	Ameresco Inc 'A'	Barclays Bank	10,485				
(5,168)	ALX Oncology Holdings Inc	Barclays Bank	2,797	(23,053)	America First Multifamily Investors LP	Goldman Sachs	42,239				
(33,825)	Amalgamated Financial Corp	Goldman Sachs	2,987	2,413	American Airlines Group Inc	Goldman Sachs	(20,131)				
(1,747)	Amalgamated Financial Corp	HSBC	6,723	106,584	American Airlines Group Inc	Bank of America	4,652				
(577)	Amalgamated Financial Corp	Barclays Bank	(9,809)	29,480	American Airlines Group Inc	Merrill Lynch					
(816)	A-Mark Precious Metals Inc	Goldman Sachs	(1,467)	60,357	American Airlines Group Inc	Barclays Bank	107,223				
(4,364)	A-Mark Precious Metals Inc	Morgan Stanley	(167)	64,691	American Airlines Group Inc	Goldman Sachs	67,279				
(1,214)	A-Mark Precious Metals Inc	Barclays Bank	(6,740)	10,789	American Assets Trust Inc (REIT)	HSBC	88,724				
(224)	Amazon.com Inc	Goldman Sachs	(222,626)	27,079	American Assets Trust Inc (REIT)	Barclays Bank	36,827				
(1,166)	Amazon.com Inc	HSBC	(27,883)	11,759	American Assets Trust Inc (REIT)	Goldman Sachs	9,407				
(184)	Amazon.com Inc	Morgan Stanley	(10,544)	36,339	American Assets Trust Inc (REIT)	HSBC	17,079				
(57)	Amazon.com Inc	Barclays Bank	(6,632)	(23,053)	America First Multifamily Investors LP	Goldman Sachs	(20,131)				
(9,211)	Ambac Financial Group Inc	Goldman Sachs	(167)	2,413	American Airlines Group Inc	Bank of America	4,652				
(3,779)	Ambac Financial Group Inc	HSBC	6,723	106,584	American Airlines Group Inc	Merrill Lynch					
100	Ambarella Inc	Barclays Bank	(9,809)	29,480	American Airlines Group Inc	Barclays Bank	107,223				
		Goldman Sachs	(1,467)	60,357	American Airlines Group Inc	Goldman Sachs	67,279				
		Morgan Stanley	(167)	64,691	American Airlines Group Inc	HSBC	88,724				
		Barclays Bank	(6,740)	10,789	American Assets Trust Inc (REIT)	Barclays Bank	36,827				
		Goldman Sachs	(222,626)	27,079	American Assets Trust Inc (REIT)	Goldman Sachs	9,407				
		HSBC	(27,883)	11,759	American Assets Trust Inc (REIT)	HSBC	17,079				
		Morgan Stanley	(10,544)	36,339	American Assets Trust Inc (REIT)	HSBC	17,079				
		Barclays Bank	(6,632)	(23,053)	America First Multifamily Investors LP	Goldman Sachs	(20,131)				
		Goldman Sachs	(167)	2,413	American Airlines Group Inc	Bank of America	4,652				
		HSBC	6,723	106,584	American Airlines Group Inc	Merrill Lynch					
		Barclays Bank	(9,809)	29,480	American Airlines Group Inc	Barclays Bank	107,223				
		Goldman Sachs	(1,467)	60,357	American Airlines Group Inc	Goldman Sachs	67,279				
		Morgan Stanley	(167)	64,691	American Airlines Group Inc	HSBC	88,724				
		Barclays Bank	(6,740)	10,789	American Assets Trust Inc (REIT)	Barclays Bank	36,827				
		Goldman Sachs	(222,626)	27,079	American Assets Trust Inc (REIT)	Goldman Sachs	9,407				
		HSBC	(27,883)	11,759	American Assets Trust Inc (REIT)	HSBC	17,079				
		Morgan Stanley	(10,544)	36,339	American Assets Trust Inc (REIT)	HSBC	17,079				
		Barclays Bank	(6,632)	(23,053)	America First Multifamily Investors LP	Goldman Sachs	(20,131)				
		Goldman Sachs	(167)	2,413	American Airlines Group Inc	Bank of America	4,652				
		HSBC	6,723	106,584	American Airlines Group Inc	Merrill Lynch					
		Barclays Bank	(9,809)	29,480	American Airlines Group Inc	Barclays Bank	107,223				
		Goldman Sachs	(1,467)	60,357	American Airlines Group Inc	Goldman Sachs	67,279				
		Morgan Stanley	(167)	64,691	American Airlines Group Inc	HSBC	88,724				
		Barclays Bank	(6,740)	10,789	American Assets Trust Inc (REIT)	Barclays Bank	36,827				
		Goldman Sachs	(222,626)	27,079	American Assets Trust Inc (REIT)	Goldman Sachs	9,407				
		HSBC	(27,883)	11,759	American Assets Trust Inc (REIT)	HSBC	17,079				
		Morgan Stanley	(10,544)	36,339	American Assets Trust Inc (REIT)	HSBC	17,079				
		Barclays Bank	(6,632)	(23,053)	America First Multifamily Investors LP	Goldman Sachs	(20,131)				
		Goldman Sachs	(167)	2,413	American Airlines Group Inc	Bank of America	4,652				
		HSBC	6,723	106,584	American Airlines Group Inc	Merrill Lynch					
		Barclays Bank	(9,809)	29,480	American Airlines Group Inc	Barclays Bank	107,223				
		Goldman Sachs	(1,467)	60,357	American Airlines Group Inc	Goldman Sachs	67,279				
		Morgan Stanley	(167)	64,691	American Airlines Group Inc	HSBC	88,724				
		Barclays Bank	(6,740)	10,789	American Assets Trust Inc (REIT)	Barclays Bank	36,827				
		Goldman Sachs	(222,626)	27,079	American Assets Trust Inc (REIT)	Goldman Sachs	9,407				
		HSBC	(27,883)	11,759	American Assets Trust Inc (REIT)	HSBC	17,079				
		Morgan Stanley	(10,544)	36,339	American Assets Trust Inc (REIT)	HSBC	17,079				
		Barclays Bank	(6,632)	(23,053)	America First Multifamily Investors LP	Goldman Sachs	(20,131)				
		Goldman Sachs	(167)	2,413	American Airlines Group Inc	Bank of America	4,652				
		HSBC	6,723	106,584	American Airlines Group Inc	Merrill Lynch					
		Barclays Bank	(9,809)	29,480	American Airlines Group Inc	Barclays Bank	107,223				
		Goldman Sachs	(1,467)	60,357	American Airlines Group Inc	Goldman Sachs	67,279				
		Morgan Stanley	(167)	64,691	American Airlines Group Inc	HSBC	88,724				
		Barclays Bank	(6,740)	10,789	American Assets Trust Inc (REIT)	Barclays Bank	36,827				
		Goldman Sachs	(222,626)	27,079	American Assets Trust Inc (REIT)	Goldman Sachs	9,407				
		HSBC	(27,883)	11,759	American Assets Trust Inc (REIT)	HSBC	17,079				
		Morgan Stanley	(10,544)	36,339	American Assets Trust Inc (REIT)	HSBC	17,079				
		Barclays Bank	(6,632)	(23,053)	America First Multifamily Investors LP	Goldman Sachs	(20,131)				
		Goldman Sachs	(167)	2,413	American Airlines Group Inc	Bank of America	4,652				
		HSBC	6,723	106,584	American Airlines Group Inc	Merrill Lynch					
		Barclays Bank	(9,809)	29,480	American Airlines Group Inc	Barclays Bank	107,223				
		Goldman Sachs	(1,467)	60,357	American Airlines Group Inc	Goldman Sachs	67,279				
		Morgan Stanley	(167)	64,691	American Airlines Group Inc	HSBC	88,724				
		Barclays Bank	(6,740)	10,789	American Assets Trust Inc (REIT)	Barclays Bank	36,827				
		Goldman Sachs	(222,626)	27,079	American Assets Trust Inc (REIT)	Goldman Sachs	9,407				
		HSBC	(27,883)	11,759	American Assets Trust Inc (REIT)	HSBC	17,079				
		Morgan Stanley	(10,544)	36,339	American Assets Trust Inc (REIT)	HSBC	17,079				

ブラックロック・ストラテジック・ファンズ ブラックロック・アメリカズ・ダイバーシファイド・エクイティ・アブソルート・リターン・ファンド

保有高	銘柄	取引相手	未実現評価益/(損) (米ドル)	保有高	銘柄	取引相手	未実現評価益/(損) (米ドル)	保有高	銘柄	取引相手	未実現評価益/(損) (米ドル)
(17,429)	American Homes 4 Rent 'A' (REIT)	Goldman Sachs	(9,412)	3,474	American Water Works Co Inc	Barclays Bank	2,536	5,978	Amkor Technology Inc	Bank of America Merrill Lynch	7,668
13,152	American Homes 4 Rent 'A' (REIT)	HSBC	27,225	18,913	American Water Works Co Inc	Goldman Sachs	59,008	17,049	Amkor Technology Inc	Barclays Bank	18,072
1,610	American Homes 4 Rent 'A' (REIT)	Morgan Stanley	1,079	5,272	American Water Works Co Inc	HSBC	17,398	(1,613)	Amkor Technology Inc	Barclays Bank	(1,710)
(14,878)	American International Group Inc	Bank of America Merrill Lynch	1,041	5,453	American Water Works Co Inc	Morgan Stanley	3,981	36,039	Amkor Technology Inc	Goldman Sachs	38,372
(48,540)	American International Group Inc	Barclays Bank	(80,701)	49,562	American Well Corp 'A'	Bank of America Merrill Lynch	30,481	(9,642)	Amkor Technology Inc	Goldman Sachs	(7,166)
(38,797)	American International Group Inc	Goldman Sachs	2,715	61,204	American Well Corp 'A'	Barclays Bank	31,520	26,254	Amkor Technology Inc	HSBC	42,489
(4,985)	American International Group Inc	HSBC	382	41,552	American Well Corp 'A'	Goldman Sachs	25,554	8,217	Amkor Technology Inc	Morgan Stanley	8,710
(10,396)	American International Group Inc	Morgan Stanley	(17,049)	30,791	American Well Corp 'A'	HSBC	30,021	(2,681)	Amkor Technology Inc	Morgan Stanley	(2,842)
2,168	American National Bankshares Inc	Bank of America Merrill Lynch	2,558	34,868	American Woodmark Corp	Morgan Stanley	17,957	(52,634)	AMMO Inc	Bank of America Merrill Lynch	(32,107)
1,779	American National Bankshares Inc	Barclays Bank	1,245	(5,591)	American Woodmark Corp	Barclays Bank	(16,382)	(59,140)	AMMO Inc	Barclays Bank	(27,796)
7,358	American National Bankshares Inc	Goldman Sachs	8,682	(16,672)	American Woodmark Corp	Goldman Sachs	(62,187)	(52,952)	AMMO Inc	Morgan Stanley	(24,887)
906	American National Bankshares Inc	HSBC	308	(2,878)	American Woodmark Corp	HSBC	(10,390)	2,726	AMN Healthcare Services Inc	Bank of America Merrill Lynch	7,818
(6,099)	American Outdoor Brands Inc	Barclays Bank	(4,330)	(1,363)	America's Car-Mart Inc	Bank of America Merrill Lynch	(39,036)	18,154	AMN Healthcare Services Inc	Barclays Bank	87,502
(6,459)	American Public Education Inc	Barclays Bank	(4,909)	(3,633)	America's Car-Mart Inc	Barclays Bank	(117,387)	968	AMN Healthcare Services Inc	Goldman Sachs	3,311
(20,108)	American Public Education Inc	Goldman Sachs	(12,668)	(2,362)	America's Car-Mart Inc	Goldman Sachs	(69,040)	1,241	AMN Healthcare Services Inc	HSBC	5,125
(4,830)	American Public Education Inc	HSBC	19,127	(1,341)	America's Car-Mart Inc	HSBC	(37,969)	4,510	AMN Healthcare Services Inc	Morgan Stanley	21,837
(2,026)	American Realty Investors Inc	Barclays Bank	912	(360)	America's Car-Mart Inc	Morgan Stanley	(12,229)	34,890	Anneal Pharmaceuticals Inc	Barclays Bank	5,582
(38,523)	American Software Inc 'A'	Barclays Bank	(19,647)	(51,255)	Ameriold Realty Trust Inc	Barclays Bank	(115,836)	37,569	Anneal Pharmaceuticals Inc	Goldman Sachs	3,006
(20,249)	American Software Inc 'A'	Goldman Sachs	(25,716)	(86,589)	Ameriold Realty Trust Inc	Goldman Sachs	(140,921)	48,107	Anneal Pharmaceuticals Inc	HSBC	18,762
(3,228)	American States Water Co	Bank of America Merrill Lynch	(2,356)	(67,805)	Ameriold Realty Trust Inc	HSBC	(147,565)	5,256	Amphastar Pharmaceuticals Inc	Morgan Stanley	841
(6,500)	American States Water Co	Barclays Bank	4,355	1,955	Ameriprise Financial Inc	Bank of America Merrill Lynch	25,483	8,782	Amphastar Pharmaceuticals Inc	Barclays Bank	27,663
(15,891)	American States Water Co	Goldman Sachs	(11,600)	1,513	Ameriprise Financial Inc	Barclays Bank	19,412	14,503	Amphastar Pharmaceuticals Inc	Goldman Sachs	37,418
(14,443)	American States Water Co	HSBC	(30,186)	6,674	Ameriprise Financial Inc	Goldman Sachs	102,179	3,626	Amphenol Corp 'A'	Bank of America Merrill Lynch	(20,808)
(9,544)	American Superconductor Corp	Morgan Stanley	(2,004)	4,056	Ameriprise Financial Inc	HSBC	67,425	(21,929)	Amphenol Corp 'A'	Merrill Lynch	
1,616	American Tower Corp (REIT)	Barclays Bank	13,542	4,498	Ameriprise Financial Inc	Morgan Stanley	57,710	38,600	Amphenol Corp 'A'	Barclays Bank	(31,440)
11,767	American Tower Corp (REIT)	Goldman Sachs	320,780	(6,303)	Ameris Bancorp	Bank of America Merrill Lynch	(11,426)	(29,660)	Amphenol Corp 'A'	Barclays Bank	(40,923)
1,556	American Tower Corp (REIT)	HSBC	38,714	(8,803)	Ameris Bancorp	Barclays Bank	(15,053)	(1,051)	Amphenol Corp 'A'	Goldman Sachs	(967)
1,756	American Tower Corp (REIT)	Morgan Stanley	14,715	(5,584)	Ameris Bancorp	Goldman Sachs	(8,386)	16,481	Amphenol Corp 'A'	Goldman Sachs	15,163
5,851	American Vanguard Corp	Bank of America Merrill Lynch	15,004	(8,496)	Ameris Bancorp	HSBC	(19,576)	(3,032)	Amphenol Corp 'A'	HSBC	(2,674)
6,147	American Vanguard Corp	Barclays Bank	9,341	(3,877)	Ameris Bancorp	Morgan Stanley	(6,630)	(39,381)	Amphenol Corp 'A'	Morgan Stanley	(44,815)
17,188	American Vanguard Corp	Goldman Sachs	47,783	(19,985)	AMERISAFE Inc	Barclays Bank	(29,578)	4,205	Amphenol Corp 'A'	Morgan Stanley	4,457
7,266	American Vanguard Corp	HSBC	25,109	(5,040)	AMERISAFE Inc	Goldman Sachs	(9,576)	(10,021)	Ampio Pharmaceuticals Inc	Barclays Bank	94
2,186	American Vanguard Corp	Morgan Stanley	3,235	(3,708)	AMERISAFE Inc	HSBC	(4,264)	53,416	Amplify Energy Corp	Barclays Bank	75,317
19,593	American Water Works Co Inc	Bank of America Merrill Lynch	60,814	7,142	AmersourceBergen Corp	Bank of America Merrill Lynch	1,499	(5,680)	Amplitude Inc 'A'	Bank of America Merrill Lynch	(11,587)
				20,821	AmersourceBergen Corp	Barclays Bank	36,645	(24,081)	Amyris Inc	Bank of America Merrill Lynch	(9,873)
				21,988	AmersourceBergen Corp	Goldman Sachs	8,682	25,498	Amyris Inc	Barclays Bank	7,904
				5,292	AmersourceBergen Corp	HSBC	(15,135)	(25,410)	Amyris Inc	Barclays Bank	(7,877)
				17,844	AmersourceBergen Corp	Morgan Stanley	31,406	15,817	Amyris Inc	Goldman Sachs	6,485
				(7,958)	Ames National Corp	Bank of America Merrill Lynch	3,342	(38,124)	Amyris Inc	Goldman Sachs	(15,631)
				(12,370)	Ames National Corp	Barclays Bank	3,093	23,847	Amyris Inc	HSBC	1,192
				(17,733)	Ames National Corp	Goldman Sachs	7,448	4,573	Analog Devices Inc	Barclays Bank	16,920
				(635)	Ames National Corp	HSBC	445	9,850	Analog Devices Inc	Goldman Sachs	73,123
				(4,150)	Ames National Corp	Morgan Stanley	1,038	(6,357)	Analog Devices Inc	Goldman Sachs	(43,457)
				13,416	AMETEK Inc	Barclays Bank	14,109	(932)	Analog Devices Inc	Goldman Sachs	(3,041)
				22,349	AMETEK Inc	Goldman Sachs	1,988	2,299	Amicus Therapeutics Inc	Barclays Bank	
				22,137	AMETEK Inc	HSBC	(38,961)	(14,903)	Amicus Therapeutics Inc	HSBC	(11,172)
				6,432	AMETEK Inc	Morgan Stanley	6,046	1,302	Amicus Therapeutics Inc	Morgan Stanley	
				11,792	Amgen Inc	Goldman Sachs	87,968		AnaptysBio Inc	Barclays Bank	4,521
				(385)	Amgen Inc	Goldman Sachs	(2,872)				
				(295)	Amgen Inc	HSBC	(3,567)				
				(407)	Amgen Inc	Morgan Stanley	(932)				
				(21,893)	Amicus Therapeutics Inc	Barclays Bank	2,299				
				(12,195)	Amicus Therapeutics Inc	HSBC	(14,903)				
				(12,400)	Amicus Therapeutics Inc	Morgan Stanley	1,302				

ブラックロック・ストラテジック・ファンズ ブラックロック・アメリカズ・ダイバーシファイド・エクイティ・アブソルート・リターン・ファンド

保有高	銘柄	取引相手	未実現評価増益/(損) (米ドル)	保有高	銘柄	取引相手	未実現評価増益/(損) (米ドル)	保有高	銘柄	取引相手	未実現評価増益/(損) (米ドル)
(10,376)	AnaptysBio Inc	Goldman Sachs	18,353	4,663	Anthem Inc	HSBC	123,057	(33,396)	Apollo Commercial Real Estate Finance Inc (REIT)	HSBC	(28,197)
(7,792)	AnaptysBio Inc	HSBC	22,363	1,512	Anthem Inc	Morgan Stanley	33,899	(14,704)	Apollo Commercial Real Estate Finance Inc (REIT)	Morgan Stanley	(8,749)
(4,541)	Anavex Life Sciences Corp	Bank of America	(4,359)	(5,789)	Aon Plc 'A'	Barclays Bank	(51,201)	3,131	Apollo	HSBC	(1,127)
(10,227)	Anavex Life Sciences Corp	Merrill Lynch		(1,754)	Aon Plc 'A'	Goldman Sachs	(8,163)	(9,077)	Apollo Global Management Inc	Barclays Bank	(33,494)
(13,653)	Anavex Life Sciences Corp	Barclays Bank	(4,193)	(444)	Aon Plc 'A'	HSBC	654	(42,426)	Apollo Global Management Inc	Goldman Sachs	(222,739)
(13,653)	Anavex Life Sciences Corp	Goldman Sachs	(13,107)	(2,508)	Aon Plc 'A'	Morgan Stanley	(21,994)	(17,612)	Apollo Global Management Inc	HSBC	(164,848)
(13,761)	Anavex Life Sciences Corp	HSBC	(28,423)	9,577	APA Corp	Bank of America	64,932	(1,564)	Apollo Medical Holdings Inc	Merrill Lynch	
(5,388)	Anavex Life Sciences Corp	Morgan Stanley	(2,209)	8,395	APA Corp	Barclays Bank	42,311	(1,778)	Apollo Medical Holdings Inc	Barclays Bank	(2,311)
12,558	Andersons Inc	Barclays Bank	6,781	(30,169)	APA Corp	Goldman Sachs	(204,546)	(7,352)	Apollo Medical Holdings Inc	Goldman Sachs	(19,924)
4,420	Andersons Inc	Goldman Sachs	(1,591)	3,751	APA Corp	HSBC	30,463	(712)	Apollo Medical Holdings Inc	HSBC	(3,759)
(10,449)	ANGI Homeservices Inc 'A'	Bank of America	(7,941)	6,466	APA Corp	Morgan Stanley	32,589	(1,069)	Apollo Medical Holdings Inc	Morgan Stanley	(1,390)
(18,590)	ANGI Homeservices Inc 'A'	Merrill Lynch	(10,039)	(63,549)	Apartment Income Corp (REIT)	Barclays Bank	(74,988)	1,008	Appfolio Inc 'A'	Barclays Bank	6,199
(19,520)	ANGI Homeservices Inc 'A'	Goldman Sachs	(14,835)	(59,079)	Apartment Income Corp (REIT)	Goldman Sachs	(74,033)	4,940	Appfolio Inc 'A'	Goldman Sachs	75,286
(13,902)	AngioDynamics Inc	Barclays Bank	(5,561)	(35,743)	Apartment Income Corp (REIT)	HSBC	(73,988)	3,605	Appfolio Inc 'A'	HSBC	18,926
(14,442)	AngioDynamics Inc	HSBC	(21,374)	(12,486)	Apartment Income Corp (REIT)	Morgan Stanley	(14,733)	(2,291)	Appian Corp	Bank of America	9,154
8,900	Angion Biomedica Corp	Bank of America	1,424	5,505	Apartment Investment and Management Co 'A' (REIT)	Merrill Lynch	2,697	36	Appian Corp	Bank of America	(193)
3,617	Angion Biomedica Corp	Merrill Lynch		35,888	Apartment Investment and Management Co 'A' (REIT)	Barclays Bank	12,202	(7,888)	Appian Corp	Barclays Bank	(1,973)
2,845	Angion Biomedica Corp	Barclays Bank	796	39,225	Apartment Investment and Management Co 'A' (REIT)	Goldman Sachs	19,220	1,970	Appian Corp	Barclays Bank	493
(8,222)	ANI Pharmaceuticals Inc	Morgan Stanley	626	54,507	Apartment Investment and Management Co 'A' (REIT)	HSBC	31,614	(6,109)	Appian Corp	Goldman Sachs	25,879
(10,793)	ANI Pharmaceuticals Inc	Barclays Bank	7,893	5,146	Apartment Investment and Management Co 'A' (REIT)	Morgan Stanley	1,750	(4,729)	Appian Corp	HSBC	(3,119)
(1,463)	Anika Therapeutics Inc	Goldman Sachs	(13,707)	3,586	Apellis Pharmaceuticals Inc	Bank of America	11,690	(2,766)	Appian Corp	HSBC	(3,158)
(9,659)	Anika Therapeutics Inc	Bank of America	322	694	Apellis Pharmaceuticals Inc	Merrill Lynch		(2,771)	Appian Corp	Morgan Stanley	(693)
(5,944)	Analy Capital Management Inc (REIT)	Merrill Lynch	(6,568)	(2,735)	Apellis Pharmaceuticals Inc	Barclays Bank	(1,610)	(7,243)	Apple Hospitality Inc (REIT)	Bank of America	(2,390)
(211,359)	Analy Capital Management Inc (REIT)	Barclays Bank	(40,158)	8,586	Apellis Pharmaceuticals Inc	HSBC	45,245	(42,781)	Apple Hospitality Inc (REIT)	Merrill Lynch	(44,064)
(128,322)	Analy Capital Management Inc (REIT)	Goldman Sachs	7,700	2,315	Apellis Pharmaceuticals Inc	Morgan Stanley	(4,001)	(21,269)	Apple Hospitality Inc (REIT)	Goldman Sachs	(7,019)
(124,057)	Analy Capital Management Inc (REIT)	HSBC	(4,962)	5,384	Apergy Corp	Bank of America	10,983	(58,929)	Apple Hospitality Inc (REIT)	HSBC	(40,326)
(67,818)	Analy Capital Management Inc (REIT)	Morgan Stanley	(12,885)	(3,947)	Apergy Corp	Merrill Lynch		(13,877)	Apple Hospitality Inc (REIT)	Morgan Stanley	(14,293)
7,036	Annexon Inc	Barclays Bank	(352)	(24,412)	Apergy Corp	Barclays Bank	(49,801)	(4,324)	Apple Inc	Bank of America	(9,067)
6,160	Annexon Inc	Goldman Sachs	(431)	3,156	Apergy Corp	Barclays Bank	6,438	(21,136)	Apple Inc	Merrill Lynch	
1,636	Annexon Inc	HSBC	1,031	(18,871)	Apergy Corp	Goldman Sachs	(38,497)	(7,699)	Apple Inc	Barclays Bank	(101,453)
1,796	Annexon Inc	Morgan Stanley	(90)	1,523	Apergy Corp	Goldman Sachs	3,107	(10,838)	Apple Inc	Goldman Sachs	(42,563)
1,173	ANSYS Inc	Bank of America	12,586	(26,470)	Apergy Corp	HSBC	(92,030)	(9,578)	Apple Inc	HSBC	19,966
8,406	ANSYS Inc	Merrill Lynch		3,242	Apergy Corp	HSBC	5,310	(9,757)	Applied Industrial Technologies Inc	Morgan Stanley	(52,861)
2,934	ANSYS Inc	Barclays Bank	19,334	(30,351)	Apergy Corp	Morgan Stanley	(61,916)	9,616	Applied Industrial Technologies Inc	Barclays Bank	16,059
1,149	ANSYS Inc	Goldman Sachs	25,729	4,292	Apergy Corp	Morgan Stanley	7,545	18,879	Applied Industrial Technologies Inc	Goldman Sachs	(88,165)
3,834	ANSYS Inc	HSBC	(4,497)	(2,264)	API Group Corp	Bank of America	(2,604)	7,457	Applied Materials Inc	HSBC	(32,587)
(501)	Anterix Inc	Morgan Stanley	8,818	(59,931)	API Group Corp	Barclays Bank	(1,798)	(5,580)	Applied Materials Inc	Bank of America	(34,111)
(3,462)	Anterix Inc	Bank of America	3,893	(76,932)	API Group Corp	Goldman Sachs	(88,472)	4,064	Applied Materials Inc	Merrill Lynch	
(6,873)	Anterix Inc	Merrill Lynch		(25,006)	API Group Corp	Morgan Stanley	(750)	(2,638)	Applied Materials Inc	Barclays Bank	(18,717)
(4,022)	Anterix Inc	Barclays Bank	11,148	(632)	Apogee Enterprises Inc	Bank of America	(841)	(12,392)	Applied Materials Inc	Goldman Sachs	(77,591)
(4,878)	Anterix Inc	Goldman Sachs	53,403	(10,645)	Apogee Enterprises Inc	Barclays Bank	(15,252)	6,631	Applied Materials Inc	Goldman Sachs	39,945
(10,453)	Antero Midstream Corp	HSBC	30,085	(13,796)	Apogee Enterprises Inc	Goldman Sachs	(17,716)	(8,930)	Applied Materials Inc	HSBC	(98,166)
(56,264)	Antero Midstream Corp	Morgan Stanley	15,707	(2,000)	Apogee Enterprises Inc	HSBC	(2,649)				
(4,074)	Antero Midstream Corp	Bank of America	(8,602)	(17,501)	Apollo Commercial Real Estate Finance Inc (REIT)	Bank of America	(5,863)				
(66,417)	Antero Midstream Corp	Merrill Lynch		(13,796)	Apollo Commercial Real Estate Finance Inc (REIT)	Merrill Lynch					
2,835	Antero Resources Corp	Barclays Bank	30,193	(2,000)	Apollo Commercial Real Estate Finance Inc (REIT)	Barclays Bank	(17,167)				
(1,658)	Antero Resources Corp	Goldman Sachs	(2,023)	(17,501)	Apollo Commercial Real Estate Finance Inc (REIT)	Goldman Sachs	(31,140)				
7,161	Antero Resources Corp	HSBC	37,380	(59,931)	Apollo Commercial Real Estate Finance Inc (REIT)	Goldman Sachs	(31,140)				
(3,638)	Antero Resources Corp	Morgan Stanley	(131,818)	(76,932)	Apogee Enterprises Inc	Barclays Bank	(15,252)				
(11,428)	Antero Resources Corp	Bank of America	(96,497)	(25,006)	Apogee Enterprises Inc	Goldman Sachs	(88,472)				
(18,486)	Antero Resources Corp	Merrill Lynch		(632)	Apogee Enterprises Inc	Merrill Lynch					
576	Anthem Inc	Barclays Bank	12,914	(10,645)	Apogee Enterprises Inc	HSBC	(2,649)				
6,834	Anthem Inc	Goldman Sachs	161,829	(13,796)	Apogee Enterprises Inc	Goldman Sachs	(17,716)				

ブラックロック・ストラテジック・ファンズ ブラックロック・アメリカズ・ダイバーシファイド・エクイティ・アブソルート・リターン・ファンド

保有高	銘柄	取引相手	未実現評価益/(損) (米ドル)	保有高	銘柄	取引相手	未実現評価益/(損) (米ドル)	保有高	銘柄	取引相手	未実現評価益/(損) (米ドル)
12,136	Applied Materials Inc	HSBC	87,678	(2,686)	ArcBest Corp	Goldman Sachs	(1,585)	(4,629)	Ares Commercial Real Estate Corp (REIT)	Bank of America	2,407
(13,122)	Applied Materials Inc	Morgan Stanley	(96,138)	1,654	Arcellx Inc	Goldman Sachs	6,831	(42,824)	Ares Commercial Real Estate Corp (REIT)	Merrill Lynch	(14,988)
25,755	Applied Molecular Transport Inc	Bank of America	(18,286)	(27,615)	Arch Capital Group Ltd	Bank of America	(25,897)	(63,881)	Ares Commercial Real Estate Corp (REIT)	Barclays Bank	33,218
10,154	Applied Molecular Transport Inc	Merrill Lynch	305	4,837	Arch Capital Group Ltd	Bank of America	3,340	(30,871)	Ares Commercial Real Estate Corp (REIT)	Goldman Sachs	(1,849)
7,264	Applied Molecular Transport Inc	Goldman Sachs	(5,157)	(1,364)	Arch Capital Group Ltd	Barclays Bank	(1,009)	(10,129)	Ares Management Corp 'A'	HSBC	(39,503)
1,757	Applied Molecular Transport Inc	HSBC	(1,915)	10,896	Arch Capital Group Ltd	Barclays Bank	8,063	(10,718)	Ares Management Corp 'A'	Barclays Bank	(32,092)
8,398	Applied Molecular Transport Inc	Morgan Stanley	252	(29,569)	Arch Capital Group Ltd	Goldman Sachs	(28,023)	2,336	Ares Management Corp 'A'	Barclays Bank	6,938
39,848	Applied Optoelectronics Inc	Barclays Bank	3,985	(7,534)	Arch Capital Group Ltd	HSBC	(10,063)	(8,449)	Ares Management Corp 'A'	Goldman Sachs	(31,346)
29,363	Applied Optoelectronics Inc	Goldman Sachs	294	(32,848)	Arch Capital Group Ltd	Morgan Stanley	(23,229)	(6,707)	Ares Management Corp 'A'	HSBC	(52,934)
22,186	Applied Optoelectronics Inc	HSBC	2,884	13,081	Archaea Energy Inc	Barclays Bank	28,255	6,401	Argan Inc	Barclays Bank	11,074
15,491	Applied Optoelectronics Inc	Morgan Stanley	1,549	2,333	Archaea Energy Inc	HSBC	1,143	10,507	Argan Inc	Goldman Sachs	39,296
4,034	Applied Therapeutics Inc	Bank of America	(605)	(48,312)	Archer Aviation Inc 'A'	Goldman Sachs	(6,039)	9,973	Argan Inc	HSBC	47,272
5,010	Applied Therapeutics Inc	Merrill Lynch	(752)	(10,827)	Archer-Daniels-Midland Co	Bank of America	(25,763)	3,019	Argo Group International Holdings Ltd	Morgan Stanley	5,223
7,069	Applied Therapeutics Inc	Goldman Sachs	(1,484)	(2,494)	Archer-Daniels-Midland Co	Merrill Lynch	(8,330)	(2,155)	Argo Group International Holdings Ltd	Barclays Bank	(819)
1,713	Applied Therapeutics Inc	HSBC	(17)	(3,010)	Archer-Daniels-Midland Co	Goldman Sachs	(4,847)	(4,667)	Argo Group International Holdings Ltd	Goldman Sachs	(1,120)
(3,619)	AppLovin Corp 'A'	Morgan Stanley	17	(4,647)	Archer-Daniels-Midland Co	Morgan Stanley	(55,290)	(3,884)	Arhaus Inc	HSBC	(1,631)
(735)	AppLovin Corp 'A'	Barclays Bank	(3,004)	(16,554)	Archer-Daniels-Midland Co	Bank of America	8,874	3,922	Arhaus Inc	Bank of America	160
(24,440)	AppLovin Corp 'A'	Goldman Sachs	(1,058)	4,236	Archimedes Tech SPAC Partners Co 'A'	Merrill Lynch		6,929	Arhaus Inc	Merrill Lynch	(1,039)
(680)	AppLovin Corp 'A'	HSBC	(210,429)	8,836	Archimedes Tech SPAC Partners Co 'A'	Barclays Bank	18,025	9,348	Arhaus Inc	Goldman Sachs	(11,778)
633	AptarGroup Inc	Morgan Stanley	(564)	6,824	Archimedes Tech SPAC Partners Co 'A'	Morgan Stanley	13,921	400	Arhaus Inc	HSBC	(12)
9,457	AptarGroup Inc	Bank of America	(639)	31,887	Archrock Inc	Goldman Sachs	34,757	(20,387)	Arhaus Inc	Morgan Stanley	(54,229)
5,211	AptarGroup Inc	Barclays Bank	29,167	21,450	Archrock Inc	HSBC	41,827	(2,446)	Aris Water Solution Inc 'A'	Bank of America	5,496
8,185	AptarGroup Inc	Goldman Sachs	(5,263)	58,808	Archrock Inc	Morgan Stanley	51,751	(2,990)	Arista Networks Inc	Merrill Lynch	(1,794)
9,613	AptarGroup Inc	HSBC	2,537	4,738	Arconic Rolled Products Corp	Barclays Bank	1,895	(5,705)	Arista Networks Inc	Barclays Bank	11,604
13,170	Aptinyx Inc	Morgan Stanley	(1,297)	13,091	Arconic Rolled Products Corp	HSBC	23,433	(8,900)	Arista Networks Inc	HSBC	(3,232)
37,647	Aptinyx Inc	Goldman Sachs	(7,311)	(3,809)	Arcosa Inc	Bank of America	(4,217)	(14,324)	Arista Networks Inc	Morgan Stanley	(8,595)
56,912	Aptinyx Inc	HSBC	(7,311)	(14,588)	Arcosa Inc	Merrill Lynch		(14,609)	Arko Corp	Barclays Bank	(4,967)
6,790	Aptiv Plc	Morgan Stanley	(2,766)	(3,926)	Arcosa Inc	Goldman Sachs	(5,496)	(23,549)	Arko Corp	Goldman Sachs	(10,907)
(1,029)	Aptiv Plc	Barclays Bank	63,554	(3,634)	Arcosa Inc	Morgan Stanley	(4,293)	(34,412)	Arko Corp	HSBC	(33,529)
2,671	Aptiv Plc	Goldman Sachs	22,009	(3,322)	Arcturus Therapeutics Holdings Inc	Bank of America	(7,240)	(4,397)	Arko Corp	Morgan Stanley	(1,495)
(4,414)	Aptiv Plc	HSBC	(47,328)	(3,389)	Arcturus Therapeutics Holdings Inc	Merrill Lynch		(8,963)	Arlo Technologies Inc	Barclays Bank	(2,241)
7,292	Aptiv Plc	Morgan Stanley	68,253	(2,332)	Arcturus Therapeutics Holdings Inc	Barclays Bank	(5,524)	(2,330)	Arlo Technologies Inc	Goldman Sachs	(769)
(6,122)	Apyx Medical Corp	Goldman Sachs	(16,591)	(3,324)	Arcus Biosciences Inc	Barclays Bank	299	(37,773)	Arlo Technologies Inc	HSBC	(2,644)
(8,089)	Apyx Medical Corp	HSBC	(21,355)	(4,734)	Arcus Biosciences Inc	Goldman Sachs	3,787	91,167	Armada Hoffer Properties Inc (REIT)	Barclays Bank	38,290
(6,394)	Aqua Metals Inc	Merrill Lynch	(243)	(5,621)	Arcus Biosciences Inc	Merrill Lynch	14,109	56,766	Armada Hoffer Properties Inc (REIT)	Goldman Sachs	36,898
(63,743)	Aqua Metals Inc	Bank of America	(251)	4,166	Arcutis Biotherapeutics Inc	Barclays Bank	(1,833)	35,818	Armada Hoffer Properties Inc (REIT)	HSBC	35,818
(17,538)	AquaBounty Technologies Inc	Morgan Stanley	(4,137)	10,222	Arcutis Biotherapeutics Inc	Goldman Sachs	10,888	(19,499)	ARMOUR Residential Inc (REIT)	Bank of America	390
1,046	Aquestive Therapeutics Inc	Barclays Bank	(3,420)	788	Arcutis Biotherapeutics Inc	Morgan Stanley	(347)	(215,855)	ARMOUR Residential Inc (REIT)	Merrill Lynch	
24,829	Aquestive Therapeutics Inc	Goldman Sachs	(745)	(5,094)	Ardagh Group SA*	Barclays Bank	65,560	(27,224)	ARMOUR Residential Inc (REIT)	Barclays Bank	(23,744)
5,281	Aquestive Therapeutics Inc	HSBC	(106)	(10,777)	Ardagh Group SA*	Goldman Sachs	138,700	(50,038)	ARMOUR Residential Inc (REIT)	Goldman Sachs	544
11,002	Aquestive Therapeutics Inc	Morgan Stanley	(330)	(13,020)	Ardagh Group SA*	HSBC	167,567	(4,461)	Armstrong World Industries Inc	Merrill Lynch	(267)
(13,872)	Aramark	Bank of America	(7,504)	12,263	Ardagh Metal Packaging SA	Bank of America	(2,207)	(6,868)	Armstrong World Industries Inc	Barclays Bank	(1,854)
(21,120)	Aramark	Merrill Lynch	(35,494)	52,262	Ardagh Metal Packaging SA	Merrill Lynch		(7,586)	Armstrong World Industries Inc	Goldman Sachs	(456)
(28,098)	Aramark	Barclays Bank	(35,494)	62,265	Ardagh Metal Packaging SA	Barclays Bank	21,427				
(30,321)	Aramark	Goldman Sachs	(18,879)	42,341	Ardagh Metal Packaging SA	Goldman Sachs	(11,208)				
(4,706)	Aramark	HSBC	(35,133)	32,489	Ardagh Metal Packaging SA	HSBC	(9,315)				
59,129	Arbor Realty Trust Inc (REIT)	Morgan Stanley	(6,946)	(175,847)	Ardelyx Inc	Morgan Stanley	13,320				
85,681	Arbor Realty Trust Inc (REIT)	Barclays Bank	26,017	7,082	Ardmore Shipping Corp	Goldman Sachs	193				
(9,807)	Arbutus Biopharma Corp	Goldman Sachs	(51,409)	57,120	Ardmore Shipping Corp	Barclays Bank	(212)				
(13,043)	Arbutus Biopharma Corp	HSBC	(2,283)			Goldman Sachs	9,710				
46,017	ARC Document Solutions Inc	Bank of America	5,522								

ブラックロック・ストラテジック・ファンズ ブラックロック・アメリカズ・ダイバーシファイド・エクイティ・アブソルート・リターン・ファンド

保有高	銘柄	取引相手	未実現評価増益/(損) (米ドル)	保有高	銘柄	取引相手	未実現評価増益/(損) (米ドル)	保有高	銘柄	取引相手	未実現評価増益/(損) (米ドル)
(13,864)	Armstrong World Industries Inc	HSBC	3,424	1,893	Arvinas Inc	Goldman Sachs	(122)	(636)	Aspen Technology Inc	Goldman Sachs	127,129
				1,692	Arvinas Inc	HSBC	4,500	(241)	Aspen Technology Inc	HSBC	44,934
(11,420)	Armstrong World Industries Inc	Morgan Stanley	(5,143)	(13,904)	Asana Inc 'A'	Bank of America	1,988	296	Aspen Technology Inc	HSBC	(54,992)
						Merrill Lynch		(1,841)	Aspen Technology Inc	Morgan Stanley	(8,682)
(21,528)	Array Technologies Inc	Barclays Bank	(34,660)	(11,731)	Asana Inc 'A'	Barclays Bank	(4,692)	1	Aspen Technology Inc	Morgan Stanley	(118)
(8,817)	Array Technologies Inc	Goldman Sachs	(36,062)	(22,834)	Asana Inc 'A'	Goldman Sachs	(8,181)	(5,828)	Aspin Women's Health Inc	Bank of America	72
(7,984)	Array Technologies Inc	HSBC	(29,621)	(4,147)	Asana Inc 'A'	HSBC	3,721			Merrill Lynch	
(6,305)	Array Technologies Inc	Morgan Stanley	(10,151)	1,072	Asbury Automotive Group Inc	Bank of America	5,332	(39,106)	Aspin Women's Health Inc	Barclays Bank	(3,019)
(22,690)	Arrow Electronics Inc	Barclays Bank	(30,405)		Asbury Automotive Group Inc	Merrill Lynch		(46,809)	Aspin Women's Health Inc	HSBC	84
(17,654)	Arrow Electronics Inc	Goldman Sachs	79,620	518	Asbury Automotive Group Inc	Barclays Bank	5,603	(14,850)	Aspin Women's Health Inc	Morgan Stanley	(1,146)
(9,652)	Arrow Electronics Inc	HSBC	45,364	(352)	Asbury Automotive Group Inc	Barclays Bank	(5,498)	37,312	Assembly Biosciences Inc	Barclays Bank	10,074
(625)	Arrow Financial Corp	Bank of America	(775)	(3,598)	Asbury Automotive Group Inc	Goldman Sachs	14,752	11,302	Assembly Biosciences Inc	Goldman Sachs	3,278
		Merrill Lynch						15,726	Assembly Biosciences Inc	HSBC	7,706
(9,182)	Arrow Financial Corp	Barclays Bank	(4,591)	(16,747)	Ascent Global Logistics Holding Inc	Bank of America	117	24,008	Assembly Biosciences Inc	Morgan Stanley	6,482
(6,762)	Arrow Financial Corp	Goldman Sachs	(8,385)	(3,298)	Ascent Global Logistics Holding Inc	Merrill Lynch		8,711	Assemark Financial Holdings Inc	Bank of America	12,021
(2,644)	Arrow Financial Corp	HSBC	(344)	(9,988)	Ascent Global Logistics Holding Inc	HSBC	11,423		Assemark Financial Holdings Inc	Merrill Lynch	
(582)	Arrow Financial Corp	Morgan Stanley	(291)	(95,171)	Asensus Surgical Inc	Bank of America	(4,958)	(59,470)	Assemark Financial Holdings Inc	Barclays Bank	35,477
(108)	Arrowhead Pharmaceuticals Inc	Bank of America	(116)	(52,019)	Asensus Surgical Inc	Barclays Bank	(1,035)	(49,922)	Associated Banc-Corp	Barclays Bank	(43,766)
(28,448)	Arrowhead Pharmaceuticals Inc	Barclays Bank	59,741	1,628	ASGN Inc	Bank of America	(10,980)	(56,493)	Associated Banc-Corp	Goldman Sachs	(49,922)
				12,603	ASGN Inc	Barclays Bank	(51,163)	(40,900)	Associated Banc-Corp	HSBC	(41,393)
(8,314)	Arrowhead Pharmaceuticals Inc	Goldman Sachs	(8,896)	28,494	ASGN Inc	Goldman Sachs	(227,365)	(2,751)	Associated Capital Group Inc 'A'	Morgan Stanley	(17,996)
3,665	Arrowhead Pharmaceuticals Inc	Goldman Sachs	3,922	24,491	ASGN Inc	HSBC	(334,101)	(2,355)	Associated Capital Group Inc 'A'	Bank of America	1,458
810	Arrowhead Pharmaceuticals Inc	HSBC	996	1,441	ASGN Inc	Morgan Stanley	(6,268)	(1,862)	Assurant Inc	Bank of America	2,719
(2,054)	Arrowhead Pharmaceuticals Inc	HSBC	(2,526)	7,067	Ashford Hospitality Trust Inc (REIT)	Goldman Sachs	2,544	(10,377)	Assurant Inc	Merrill Lynch	
(935)	Arteris Inc	Bank of America	(1,019)	13,927	Ashford Hospitality Trust Inc (REIT)	HSBC	3,503	(5,504)	Assurant Inc	Barclays Bank	(5,500)
(8,319)	Arteris Inc	Barclays Bank	(4,825)	(1,051)	Ashland Global Holdings Inc	Barclays Bank	(3,922)	(1,809)	Assurant Inc	Goldman Sachs	8,036
(4,322)	Arteris Inc	Goldman Sachs	(1,260)	(5,566)	Ashland Global Holdings Inc	Goldman Sachs	(42,357)	(17,624)	Assurant Inc	HSBC	3,528
9,239	Artisan Resources Corp 'A'	Morgan Stanley	12,750	(886)	Ashland Global Holdings Inc	HSBC	(695)	(780)	Assured Guaranty Ltd	Morgan Stanley	(8,245)
(2,017)	Arthur J Gallagher & Co	Bank of America	(4,203)	(11,865)	Ashland Global Holdings Inc	Morgan Stanley	(66,883)		Assured Guaranty Ltd	Bank of America	(2,246)
		Merrill Lynch		(5,997)	Aspen Aerogels Inc	Bank of America	(7,136)	(4,313)	Assured Guaranty Ltd	Merrill Lynch	
(9,076)	Arthur J Gallagher & Co	Barclays Bank	(40,433)	(8,832)	Aspen Aerogels Inc	Barclays Bank	(15,721)	(4,082)	Assured Guaranty Ltd	Barclays Bank	(17,748)
(28,545)	Arthur J Gallagher & Co	Goldman Sachs	(44,924)	(7,649)	Aspen Aerogels Inc	Goldman Sachs	(9,102)	(2,623)	Assured Guaranty Ltd	Goldman Sachs	(11,756)
(18,752)	Arthur J Gallagher & Co	HSBC	(59,237)	(5,934)	Aspen Aerogels Inc	HSBC	(10,528)	(433)	Assured Guaranty Ltd	HSBC	(7,108)
(4,763)	Arthur J Gallagher & Co	Morgan Stanley	(21,219)	(1,074)	Aspen Aerogels Inc	Morgan Stanley	(1,912)		Assured Guaranty Ltd	Morgan Stanley	(537)
(1,809)	Artisan Partners Asset Management Inc 'A'	Bank of America	(6,494)	(5,738)	Aspen Group Inc Co	Bank of America	(1,048)	3,528	Astec Industries Inc	Bank of America	6,350
(6,515)	Artisan Partners Asset Management Inc 'A'	Barclays Bank	(15,311)	(19,979)	Aspen Group Inc Co	Merrill Lynch		7,299	Astec Industries Inc	Merrill Lynch	
16,469	Artisan Partners Asset Management Inc 'A'	Barclays Bank	38,702	(7,454)	Aspen Group Inc Co	Barclays Bank	(1,560)	14,455	Astec Industries Inc	Barclays Bank	9,927
(4,459)	Artisan Partners Asset Management Inc 'A'	Goldman Sachs	(16,008)	(545)	Aspen Technology Inc	Bank of America	(2,501)	10,777	Astec Industries Inc	Goldman Sachs	26,019
13,198	Artisan Partners Asset Management Inc 'A'	Goldman Sachs	47,381	(848)	Aspen Technology Inc	Merrill Lynch		1,326	Astec Industries Inc	HSBC	42,354
(18,909)	Artisan Partners Asset Management Inc 'A'	HSBC	(74,691)					15,281	Astronics Corp	Morgan Stanley	1,803
10,302	Artisan Partners Asset Management Inc 'A'	HSBC	41,815						Astronics Corp	Bank of America	(3,362)
(5,361)	Artisan Partners Asset Management Inc 'A'	Morgan Stanley	(12,598)						Astronics Corp	Merrill Lynch	
6,036	Artisan Partners Asset Management Inc 'A'	Morgan Stanley	14,185						Astronics Corp	Barclays Bank	7,529
18,805	Artivion Inc	Barclays Bank	6,770						Astronics Corp	Goldman Sachs	(3,467)
31,588	Artivion Inc	Goldman Sachs	59,070						Astronics Corp	HSBC	2,949
15,209	Artivion Inc	HSBC	39,391						Astronics Corp	Morgan Stanley	4,854
5,115	Artivion Inc	Morgan Stanley	1,841						Asure Software Inc	Barclays Bank	(2,084)
4,367	Arvinas Inc	Bank of America	(3,755)						Asure Software Inc	HSBC	(190)
		Merrill Lynch							Asure Software Inc	Morgan Stanley	(604)
4,321	Arvinas Inc	Barclays Bank	(6,655)						AT&T Inc	Bank of America	(20,355)
									AT&T Inc	Merrill Lynch	
									AT&T Inc	Barclays Bank	(20,203)
									AT&T Inc	Goldman Sachs	(73,392)

ブラックロック・ストラテジック・ファンズ ブラックロック・アメリカズ・ダイバーシファイド・エクイティ・アブソルート・リターン・ファンド

保有高	銘柄	取引相手	未実現評価増益/(損) (米ドル)	保有高	銘柄	取引相手	未実現評価増益/(損) (米ドル)	保有高	銘柄	取引相手	未実現評価増益/(損) (米ドル)
(71,011)	AT&T Inc	HSBC	(105,515)	9,940	Atmos Energy Corp	HSBC	22,896	(2,784)	Avalara Inc	Bank of America	(20,688)
5,313	Atara Biotherapeutics Inc	Bank of America	(1,009)	13,829	Atmos Energy Corp	Morgan Stanley	31,115			Merrill Lynch	
		Merrill Lynch		1,869	ATN International Inc	Bank of America	5,364	(940)	Avalara Inc	Barclays Bank	(3,296)
16,222	Atara Biotherapeutics Inc	Barclays Bank	2,109			Merrill Lynch		(3,665)	Avalara Inc	Goldman Sachs	(30,676)
23,265	Atara Biotherapeutics Inc	Goldman Sachs	(5,428)	12,679	ATN International Inc	Barclays Bank	13,947	(7,967)	Avalara Inc	HSBC	(65,903)
9,690	Atara Biotherapeutics Inc	HSBC	(5,911)			Goldman Sachs	2,747	(1,208)	Avalara Inc	Morgan Stanley	(7,381)
27,561	Atea Pharmaceuticals Inc	Barclays Bank	19,568	2,257	ATN International Inc	HSBC	5,778	(49,534)	Avalo Therapeutics Inc	Bank of America	(2,204)
3,953	Atea Pharmaceuticals Inc	Goldman Sachs	1,977	(13,767)	Atomera Inc	Barclays Bank	(7,228)			Merrill Lynch	
11,717	Atea Pharmaceuticals Inc	HSBC	31,402	(3,140)	Atomera Inc	Goldman Sachs	(4,066)	(54,392)	Avalo Therapeutics Inc	Barclays Bank	566
7,770	Athenex Inc	Bank of America	51	(7,257)	Atomera Inc	HSBC	(8,745)	(10,916)	Avalo Therapeutics Inc	Goldman Sachs	(486)
		Merrill Lynch		(4,134)	Atomera Inc	Morgan Stanley	(2,170)	(11,196)	Avalo Therapeutics Inc	HSBC	44
14,788	Athenex Inc	Goldman Sachs	96	(10,019)	Atossa Therapeutics Inc	Goldman Sachs	254	(6,363)	AvallonBay Communities Inc(REIT)	Bank of America	(24,477)
7,609	Athenex Inc	HSBC	85	(24,041)	Atossa Therapeutics Inc	HSBC	—			Merrill Lynch	
16,339	Athenex Inc	Morgan Stanley	(29)	50,846	Atreca Inc 'A'	Barclays Bank	(3,559)	890	AvallonBay Communities Inc(REIT)	Bank of America	3,453
14,919	Athersys Inc	Bank of America	(6,648)	46,060	Atreca Inc 'A'	Goldman Sachs	(461)			Merrill Lynch	
		Merrill Lynch		5,426	Atreca Inc 'A'	Morgan Stanley	(380)	(12,944)	AvallonBay Communities Inc(REIT)	Barclays Bank	(56,750)
11,767	Athersys Inc	Barclays Bank	(135)	695	AtriCure Inc	Bank of America	(658)				
66,835	Athersys Inc	Goldman Sachs	(29,782)			Merrill Lynch		5,115	AvallonBay Communities Inc(REIT)	Barclays Bank	23,222
115,269	Athersys Inc	HSBC	(48,125)	4,067	AtriCure Inc	Barclays Bank	(8,866)				
44,484	Athersys Inc	Morgan Stanley	(512)	5,338	AtriCure Inc	Goldman Sachs	(1,281)	(3,885)	AvallonBay Communities Inc(REIT)	Goldman Sachs	(14,846)
(13,463)	Athira Pharma Inc	Goldman Sachs	(6,597)	8,853	AtriCure Inc	HSBC	(2,532)				
(18,378)	ATI Physical Therapy Inc	Bank of America	(4,962)	2,557	AtriCure Inc	Morgan Stanley	(4,434)	2,691	AvallonBay Communities Inc(REIT)	Goldman Sachs	10,441
		Merrill Lynch		754	Atrion Corp	Morgan Stanley	9,564				
(6,750)	ATI Physical Therapy Inc	Goldman Sachs	(1,823)	(2,772)	aTyr Pharma Inc	HSBC	2,162	(4,345)	AvallonBay Communities Inc(REIT)	HSBC	(15,446)
				(29,820)	Audacy Inc	Bank of America	3,877				
(5,335)	Atkore Inc	Barclays Bank	(22,513)			Merrill Lynch		683	AvallonBay Communities Inc(REIT)	HSBC	3,422
8,993	Atkore Inc	Barclays Bank	37,950	(30,648)	Audacy Inc	Barclays Bank	(3,065)				
(4,866)	Atkore Inc	Goldman Sachs	(5,547)	(15,874)	Audacy Inc	Goldman Sachs	2,064	(3,783)	AvallonBay Communities Inc(REIT)	Morgan Stanley	(17,175)
(10,965)	Atlantic Union Bankshares Corp	Bank of America	(6,489)	(7,892)	AudioEye Inc	Bank of America	(1,894)				
		Merrill Lynch				Merrill Lynch		(12,423)	Avangrid Inc	Bank of America	(31,927)
(3,340)	Atlantic Union Bankshares Corp	Barclays Bank	(1,236)	952	Autodesk Inc	Barclays Bank	21,591				
				2,872	Autodesk Inc	Goldman Sachs	38,747	3,277	Avangrid Inc	Bank of America	8,422
(2,047)	Atlantic Union Bankshares Corp	Goldman Sachs	(1,453)	2,894	Autodesk Inc	HSBC	57,504				
				2,671	Autodesk Inc	Morgan Stanley	60,578	(19,524)	Avangrid Inc	Barclays Bank	4,686
(23,147)	Atlantic Union Bankshares Corp	HSBC	(249)	(1,403)	Autoliv Inc	Bank of America	(6,692)	11,464	Avangrid Inc	Barclays Bank	(2,751)
						Merrill Lynch		(38,703)	Avangrid Inc	Goldman Sachs	(99,467)
(76,364)	Atlantic Union Bankshares Corp	Morgan Stanley	(28,255)	(5,887)	Autoliv Inc	Barclays Bank	(7,947)	10,599	Avangrid Inc	Goldman Sachs	23,992
				(8,192)	Autoliv Inc	Goldman Sachs	(37,040)	12,364	Avangrid Inc	HSBC	33,096
(4,846)	Atlantiscus Holdings Corp	Barclays Bank	(17,736)	(18,183)	Autoliv Inc	Morgan Stanley	(24,547)	2,966	Avangrid Inc	Morgan Stanley	(712)
				1,460	Automatic Data Processing Inc	Bank of America	20,907	(12,231)	Avanos Medical Inc	Bank of America	(21,098)
(668)	Atlantiscus Holdings Corp	Goldman Sachs	(2,298)	6,103	Automatic Data Processing Inc	Merrill Lynch				Merrill Lynch	
				6,103	Automatic Data Processing Inc	Barclays Bank	60,786	(14,990)	Avanos Medical Inc	Barclays Bank	(12,817)
(1,433)	Atlantiscus Holdings Corp	HSBC	(1,722)	4,089	Automatic Data Processing Inc	Goldman Sachs	58,554	(1,002)	Avanos Medical Inc	Goldman Sachs	(1,213)
(1,399)	Atlas Air Worldwide Holdings Inc	Bank of America	1,248					(4,337)	Avanos Medical Inc	HSBC	(6,074)
		Merrill Lynch						(13,534)	Avanos Medical Inc	Morgan Stanley	(11,233)
(8,918)	Atlas Air Worldwide Holdings Inc	Barclays Bank	(15,607)	1,440	Automatic Data Processing Inc	HSBC	19,580	(8,616)	Avantor Inc	Bank of America	(13,613)
				6,747	Automatic Data Processing Inc	Morgan Stanley	67,200				
(1,722)	Atlas Air Worldwide Holdings Inc	Goldman Sachs	2,193	2,183	AutoNation Inc	Bank of America	21,150	15,507	Avantor Inc	Barclays Bank	10,700
						Merrill Lynch		(8,678)	Avantor Inc	Barclays Bank	(5,988)
(2,630)	Atlas Air Worldwide Holdings Inc	HSBC	2,499	(1,254)	AutoNation Inc	Bank of America	3,411	(5,303)	Avantor Inc	Goldman Sachs	(8,379)
						Merrill Lynch		(5,362)	Avantor Inc	HSBC	(11,610)
11	Atlas Financial Holdings Inc	Bank of America	(1)	359	AutoNation Inc	Barclays Bank	4,330	2,946	Avantor Inc	Morgan Stanley	2,033
		Merrill Lynch		(2,861)	AutoNation Inc	Barclays Bank	(34,504)	(6,535)	Avantor Inc	Morgan Stanley	(4,733)
(10,008)	Atlas Technical Consultants Inc	Bank of America	(6,105)	2,882	AutoNation Inc	Goldman Sachs	(7,839)	923	Avaya Holdings Corp	Bank of America	(1,920)
		Merrill Lynch		2,182	AutoNation Inc	HSBC	9,086				
(32,489)	Atlas Technical Consultants Inc	Barclays Bank	(23,392)	1,020	AutoNation Inc	Morgan Stanley	5,640	13,367	Avaya Holdings Corp	Barclays Bank	(5,213)
				88	AutoZone Inc	Bank of America	13,003	11,026	Avaya Holdings Corp	Goldman Sachs	(22,934)
288	Atlassian Corp Plc 'A'	Bank of America	1,077			Merrill Lynch		20,153	Avaya Holdings Corp	HSBC	(69,869)
		Merrill Lynch						4,238	Avaya Holdings Corp	Morgan Stanley	(1,653)
3,222	Atlassian Corp Plc 'A'	Barclays Bank	6,895	83	AutoZone Inc	Barclays Bank	21,945	50,028	Aveanna Healthcare Holdings Inc	Barclays Bank	3,002
853	Atlassian Corp Plc 'A'	Goldman Sachs	2,564	161	AutoZone Inc	Goldman Sachs	6,755				
1,083	Atlassian Corp Plc 'A'	HSBC	6,937	157	AutoZone Inc	HSBC	22,405	32,200	Aveanna Healthcare Holdings Inc	Goldman Sachs	5,796
40,026	Atmos Energy Corp	Barclays Bank	90,058	(649)	AutoZone Inc	Morgan Stanley	(171,596)	26,978	Aveanna Healthcare Holdings Inc	HSBC	8,363
26,971	Atmos Energy Corp	Goldman Sachs	74,440	48	AutoZone Inc	Morgan Stanley	12,691				

ブラックロック・ストラテジック・ファンズ ブラックロック・アメリカズ・ダイバーシファイド・エクイティ・アブソルート・リターン・ファンド

保有高	銘柄	取引相手	未実現評価増益/(損) (米ドル)	保有高	銘柄	取引相手	未実現評価増益/(損) (米ドル)	保有高	銘柄	取引相手	未実現評価増益/(損) (米ドル)	
5,787	Aveanna Healthcare Holdings Inc	Morgan Stanley	347	(56,571)	Axalta Coating Systems Ltd	Barclays Bank	(64,491)	(59,894)	B&G Foods Inc	Bank of America	91,638	
5,778	AVEO Pharmaceuticals Inc	Barclays Bank	809	(32,002)	Axalta Coating Systems Ltd	Goldman Sachs	(50,563)		Merrill Lynch	Bank of America	(683)	
7,829	AVEO Pharmaceuticals Inc	Morgan Stanley	1,096	(4,667)	Axalta Coating Systems Ltd	HSBC	(5,725)	(10,595)	Babcock & Wilcox Enterprises Inc	Merrill Lynch		
325	Avery Dennison Corp	Bank of America	1,514	(5,019)	Axalta Coating Systems Ltd	Morgan Stanley	(5,722)	(10,217)	Babcock & Wilcox Enterprises Inc	Barclays Bank	(3,167)	
(1,152)	Avery Dennison Corp	Bank of America	3,306	2,503	Axcelis Technologies Inc	Bank of America	13,016	(13,502)	Babcock & Wilcox Enterprises Inc	Goldman Sachs	1,485	
7,914	Avery Dennison Corp	Barclays Bank	30,865	7,419	Axcelis Technologies Inc	Goldman Sachs	38,579	(23,223)	Babcock & Wilcox Enterprises Inc	HSBC	3,308	
(1,675)	Avery Dennison Corp	Barclays Bank	(6,533)	7,281	Axcelis Technologies Inc	HSBC	51,258		5,845	Backblaze Inc 'A'	Barclays Bank	1,870
(881)	Avery Dennison Corp	Goldman Sachs	2,528	544	Axcelis Technologies Inc	Morgan Stanley	2,464	10,951	Backblaze Inc 'A'	Goldman Sachs	(2,190)	
(780)	Avery Dennison Corp	HSBC	2,914	(16,472)	Axcella Health Inc	Bank of America	(8,895)	1,448	Backblaze Inc 'A'	HSBC	(623)	
(347)	Avery Dennison Corp	Morgan Stanley	(1,809)	(4,302)	Axcella Health Inc	Goldman Sachs	(2,323)	2,774	Backblaze Inc 'A'	Morgan Stanley	888	
(935)	Aviat Networks Inc	Bank of America	(449)	(8,681)	Axis Capital Holdings Ltd	Bank of America	(12,431)	(3,646)	Badger Meter Inc	Bank of America	(1,325)	
(5,261)	Aviat Networks Inc	Barclays Bank	(368)	(7,265)	Axis Capital Holdings Ltd	Goldman Sachs	(10,679)	(2,702)	Badger Meter Inc	Barclays Bank	(567)	
(4,193)	Aviat Networks Inc	Goldman Sachs	(2,013)	(27,268)	Axis Capital Holdings Ltd	HSBC	(28,904)	(3,300)	Badger Meter Inc	Goldman Sachs	(474)	
(3,454)	Aviat Networks Inc	HSBC	(3,281)	(4,207)	Axis Capital Holdings Ltd	Morgan Stanley	(6,226)	(5,483)	Badger Meter Inc	HSBC	(1,303)	
(1,741)	Aviat Networks Inc	Morgan Stanley	(531)	3,497	Axogen Inc	Bank of America	87	(1,283)	Baker Hughes Co	Bank of America	(2,977)	
(20,723)	Avid Bioservices Inc	Barclays Bank	(31,499)	8,880	Axogen Inc	Barclays Bank	(2,886)	975	Baker Hughes Co	Bank of America	1,159	
(17,488)	Avid Bioservices Inc	Goldman Sachs	(31,490)	3,986	Axogen Inc	Goldman Sachs	100	(40,053)	Baker Hughes Co	Barclays Bank	(61,682)	
(10,037)	Avid Bioservices Inc	HSBC	(16,361)	3,986	Axogen Inc	HSBC	3,277	800	Baker Hughes Co	Barclays Bank	1,245	
(1,631)	Avid Bioservices Inc	Morgan Stanley	(2,479)	11,110	Axogen Inc	HSBC	3,277	(8,232)	Baker Hughes Co	Goldman Sachs	(19,098)	
(4,180)	Avid Technology Inc	Bank of America	(18,894)	3,015	Axogen Inc	Morgan Stanley	(980)	14,382	Baker Hughes Co	Goldman Sachs	33,366	
(7,461)	Avid Technology Inc	Barclays Bank	(21,115)	293	Axon Enterprise Inc	Bank of America	1,251	5,501	Baker Hughes Co	HSBC	39,607	
(7,374)	Avid Technology Inc	Goldman Sachs	(33,300)	(7,572)	Axonics Inc	Barclays Bank	6,360	2,346	Baker Hughes Co	Morgan Stanley	3,613	
(2,251)	Avid Technology Inc	HSBC	(13,348)	(2,999)	Axonics Inc	Goldman Sachs	(9,507)	(3,388)	Balchem Corp	Bank of America	(22,767)	
1,148	Avidity Biosciences Inc	Bank of America	723	(8,224)	Axonics Inc	HSBC	(90,464)	(13,188)	Balchem Corp	Barclays Bank	(41,542)	
9,222	Avidity Biosciences Inc	Barclays Bank	9,130	(41,821)	Axos Financial Inc	Barclays Bank	(74,023)	(3,797)	Balchem Corp	Goldman Sachs	(24,100)	
11,416	Avidity Biosciences Inc	Goldman Sachs	7,192	(9,743)	Axos Financial Inc	Goldman Sachs	(30,983)	(814)	Balchem Corp	Morgan Stanley	(2,564)	
1,818	Avidity Biosciences Inc	HSBC	3,436	(1,468)	Axosome Therapeutics Inc	Bank of America	6,298	(2,383)	Ball Corp	Bank of America	(1,554)	
2,300	Avidity Biosciences Inc	Morgan Stanley	2,277	(11,408)	Axosome Therapeutics Inc	Barclays Bank	18,595	(4,287)	Ball Corp	Barclays Bank	(2,401)	
1,999	AvidXchange Holdings Inc	Bank of America	4,178	(8,001)	AXT Inc	Barclays Bank	(3,840)	5,008	Ball Corp	Barclays Bank	2,804	
9,730	AvidXchange Holdings Inc	Barclays Bank	2,627	(5,336)	AXT Inc	Goldman Sachs	(1,708)	(18,420)	Ball Corp	Goldman Sachs	5,512	
5,514	AvidXchange Holdings Inc	Goldman Sachs	11,524	(9,585)	AXT Inc	Morgan Stanley	(4,601)	(2,076)	Ball Corp	HSBC	(3,402)	
29,077	AvidXchange Holdings Inc	HSBC	61,825	(18,197)	AZEK Co Inc	Bank of America	(47,312)	(11,328)	Bally's Corp	Goldman Sachs	(19,824)	
6,329	Avient Corp	Barclays Bank	7,975	(10,383)	AZEK Co Inc	Barclays Bank	(15,782)	(9,777)	Banc of California Inc	Bank of America	(10,364)	
41,322	Avient Corp	Goldman Sachs	102,892	11,650	AZEK Co Inc	Barclays Bank	17,708	(21,911)	Banc of California Inc	Barclays Bank	(11,175)	
13,000	Avient Corp	HSBC	16,250	(37,874)	AZEK Co Inc	Goldman Sachs	(98,472)	(40,045)	Banc of California Inc	Goldman Sachs	(42,448)	
(140)	Avis Budget Group Inc	Bank of America	(3,018)	(22,664)	AZEK Co Inc	HSBC	(30,692)	(25,192)	Banc of California Inc	HSBC	(23,177)	
(803)	Avis Budget Group Inc	Barclays Bank	(11,856)	1,252	AZEK Co Inc	HSBC	2,347	(18,466)	Banc of California Inc	Morgan Stanley	(9,418)	
(5,131)	Avis Budget Group Inc	Goldman Sachs	35,435	(1,592)	AZEK Co Inc	Morgan Stanley	(2,420)	3,484	BancFirst Corp	Bank of America	26,129	
(223)	Avis Budget Group Inc	HSBC	(4,165)	(7,595)	Azenta Inc	Barclays Bank	(37,671)	4,117	BancFirst Corp	Merrill Lynch		
(509)	Avista Corp	Bank of America	301	(20,056)	Azenta Inc	Goldman Sachs	(23,265)	21,088	BancFirst Corp	Barclays Bank	25,031	
(12,095)	Avista Corp	Barclays Bank	(726)	(2,814)	Azenta Inc	HSBC	(31,066)	1,929	BancFirst Corp	Goldman Sachs	167,001	
(26,229)	Avista Corp	HSBC	(28,590)	2,932	Aziyo Biologies Inc 'A'	Barclays Bank	(1,349)	8,565	Banco Latinoamericano de Comercio Exterior SA	HSBC	14,769	
(1,923)	Avista Corp	Morgan Stanley	221	1,573	Aziyo Biologies Inc 'A'	Goldman Sachs	(629)	1,580	Banco Latinoamericano de Comercio Exterior SA	Goldman Sachs	1,402	
(3,204)	Avita Medical Inc	Bank of America	(320)	2,665	Aziyo Biologies Inc 'A'	Morgan Stanley	(1,226)	1,572	Banco Latinoamericano de Comercio Exterior SA	HSBC	1,192	
(13,467)	Avita Medical Inc	Barclays Bank	(1,212)	3,027	AZZ Inc	Bank of America	3,771	(3,275)	Bancorp Inc	Bank of America	(7,919)	
(1,429)	Avita Medical Inc	Goldman Sachs	(143)	35,063	AZZ Inc	Barclays Bank	35,537	(12,443)	Bancorp Inc	Merrill Lynch		
85,875	Avnet Inc	Barclays Bank	135,682	12,668	AZZ Inc	Goldman Sachs	15,943	(6,500)	Bancorp Inc	Barclays Bank	(22,895)	
20,116	Avnet Inc	Goldman Sachs	13,277	2,081	AZZ Inc	HSBC	2,407	(6,500)	Bancorp Inc	HSBC	(12,013)	
7,603	Avnet Inc	HSBC	7,451	9,942	AZZ Inc	Morgan Stanley	10,240	(3,021)	Bancorp Inc	Morgan Stanley	(5,559)	
21,917	Avrobio Inc	Barclays Bank	3,296	(7,410)	B Riley Financial Inc	Barclays Bank	(28,751)	16,221	Bandwidth Inc 'A'	Barclays Bank	29,036	
4,020	Avrobio Inc	Goldman Sachs	826	(6,854)	B Riley Financial Inc	Goldman Sachs	(33,448)	1,300	Bandwidth Inc 'A'	Goldman Sachs	4,735	
18,687	Avrobio Inc	HSBC	3,138	(5,910)	B Riley Financial Inc	HSBC	(31,146)					
22,941	Avrobio Inc	Morgan Stanley	3,450	(2,764)	B Riley Financial Inc	Morgan Stanley	(10,724)					
(12,435)	Axalu Coating Systems Ltd	Bank of America	(14,988)									

ブラックロック・ストラテジック・ファンズ ブラックロック・アメリカズ・ダイバーシファイド・エクイティ・アブソルート・リターン・ファンド

保有高	銘柄	取引相手	未実現損益額/(損) (米ドル)	保有高	銘柄	取引相手	未実現損益額/(損) (米ドル)	保有高	銘柄	取引相手	未実現損益額/(損) (米ドル)
4,737	Bandwidth Inc 'A'	HSBC	11,613	2,826	Bar Harbor Bankshares	Morgan Stanley	3,238	(296)	Beam Therapeutics Inc	HSBC	(799)
3,885	Bandwidth Inc 'A'	Morgan Stanley	6,954	26,108	BARK Inc	Bank of America	3,133	(8,394)	Beauty Health Co	Bank of America	(23,125)
(8,114)	Bank First Corp	Barclays Bank	(8,641)			Merrill Lynch				Merrill Lynch	
44,264	Bank of America Corp	Barclays Bank	58,428	24,484	BARK Inc	Barclays Bank	5,386	(1,970)	Beauty Health Co	Barclays Bank	(4,304)
68,921	Bank of America Corp	Goldman Sachs	150,717	6,267	BARK Inc	HSBC	1,065	(17,022)	Beauty Health Co	Goldman Sachs	(46,896)
82,814	Bank of America Corp	HSBC	68,455	9,432	BARK Inc	Morgan Stanley	2,075	(7,647)	Beauty Health Co	HSBC	(24,432)
10,338	Bank of America Corp	Morgan Stanley	13,646	(28,738)	Barnes & Noble	Bank of America	(1,437)	(1,766)	Beauty Health Co	Morgan Stanley	(3,859)
5,833	Bank of Hawaii Corp	Bank of America	18,549		Education Inc	Merrill Lynch		11,828	Beazer Homes USA Inc	Bank of America	3,380
		Merrill Lynch		(2,092)	Barnes & Noble	Barclays Bank	(460)			Merrill Lynch	
11,946	Bank of Hawaii Corp	Barclays Bank	15,959		Education Inc			7,784	Beazer Homes USA Inc	Barclays Bank	8,485
30,122	Bank of Hawaii Corp	Goldman Sachs	95,788	(4,076)	Barnes & Noble	Goldman Sachs	(204)	6,450	Beazer Homes USA Inc	Goldman Sachs	2,614
11,140	Bank of Hawaii Corp	HSBC	36,316		Education Inc			2,493	Beazer Homes USA Inc	HSBC	3,141
20,014	Bank of Hawaii Corp	Morgan Stanley	29,621	(5,090)	Barnes & Noble	HSBC	509	2,863	Beazer Homes USA Inc	Morgan Stanley	3,121
908	Bank of Marin Bancorp	Bank of America	1,656		Education Inc			(2,743)	Becton Dickinson and Co	Bank of America	3,257
		Merrill Lynch		(12,324)	Barnes & Noble	Morgan Stanley	(2,711)			Merrill Lynch	
4,248	Bank of Marin Bancorp	Barclays Bank	4,885		Education Inc			(8,737)	Becton Dickinson and Co	Barclays Bank	35,734
15,879	Bank of Marin Bancorp	Goldman Sachs	37,951	(1,635)	Barnes Group Inc	Bank of America	(3,368)	(1,047)	Becton Dickinson and Co	Goldman Sachs	(669)
1,876	Bank of Marin Bancorp	HSBC	3,080			Merrill Lynch		(8,367)	Becton Dickinson and Co	HSBC	(5,940)
29,318	Bank of New York	Bank of America	84,436	(33,599)	Barnes Group Inc	Barclays Bank	(34,271)	(3,629)	Becton Dickinson and Co	Morgan Stanley	14,842
	Mellon Corp	Merrill Lynch		(8,417)	Barnes Group Inc	Goldman Sachs	(17,339)	(11,242)	Bed Bath & Beyond Inc	Bank of America	6,071
14,011	Bank of New York	Barclays Bank	20,176	(806)	Barnes Group Inc	HSBC	(2,120)			Merrill Lynch	
	Mellon Corp			(2,139)	Barnes Group Inc	Morgan Stanley	(2,182)	(5,697)	Bed Bath & Beyond Inc	Barclays Bank	(3,019)
28,648	Bank of New York	Goldman Sachs	82,507	(2,442)	Barrett Business	HSBC	8,862	(1,767)	Bed Bath & Beyond Inc	Goldman Sachs	954
	Mellon Corp				Services Inc			19,805	Bel Fuse Inc 'B'	Barclays Bank	5,149
51,901	Bank of New York	HSBC	151,032	(2,141)	Bassett Furniture	Bank of America	(300)	17,475	Bel Fuse Inc 'B'	Goldman Sachs	(6,641)
	Mellon Corp				Industries Inc	Merrill Lynch		3,303	Bel Fuse Inc 'B'	HSBC	(3,072)
26,878	Bank of New York	Morgan Stanley	38,704	(1,624)	Bassett Furniture	Barclays Bank	(2,436)	987	Belden Inc	Bank of America	2,961
	Mellon Corp				Industries Inc					Merrill Lynch	
(3,469)	Bank of Princeton	Bank of America	(4,510)	(2,188)	Bassett Furniture	Goldman Sachs	(306)	9,750	Belden Inc	Barclays Bank	23,497
		Merrill Lynch			Industries Inc			2,375	Belden Inc	Goldman Sachs	4,993
(1,049)	Bank of Princeton	HSBC	(252)	9,071	Bausch Health Cos Inc	Bank of America	(9,797)	1,262	Belden Inc	HSBC	1,527
(416)	Bank of Princeton	Morgan Stanley	(225)			Merrill Lynch		3,953	Belden Inc	Morgan Stanley	10,491
(11,716)	Bank OZK	Bank of America	(38,853)	(5,602)	Bausch Health Cos Inc	Barclays Bank	560	(40,125)	Belling Distribution LLC	Barclays Bank	12,438
		Merrill Lynch		3,075	Bausch Health Cos Inc	Barclays Bank	(308)	(5,950)	Belling Distribution LLC	Goldman Sachs	(7,735)
(30,261)	Bank OZK	Barclays Bank	(64,468)	(12,442)	Bausch Health Cos Inc	HSBC	39,939	(701)	Belling Distribution LLC	HSBC	(547)
(55,232)	Bank OZK	Goldman Sachs	(184,475)	6,375	Bausch Health Cos Inc	HSBC	(20,464)	(6,983)	Belling Distribution LLC	Morgan Stanley	2,165
(16,617)	Bank OZK	HSBC	(32,524)	18,683	Bausch Health Cos Inc	Morgan Stanley	(1,868)	4,239	Benchmark Electronics Inc	Bank of America	4,154
(3,185)	Bank OZK	Morgan Stanley	(6,848)	5,769	Baxter International Inc	Barclays Bank	12,346			Merrill Lynch	
2,080	Bank7 Corp	Barclays Bank	978	(15,466)	Baxter International Inc	Goldman Sachs	(28,148)	31,592	Benchmark Electronics Inc	Barclays Bank	31,276
2,724	Bank7 Corp	Goldman Sachs	4,004	1,859	Baxter International Inc	Goldman Sachs	3,383	34,976	Benchmark Electronics Inc	Goldman Sachs	34,276
11,171	Bank7 Corp	HSBC	9,160	(10,605)	Baxter International Inc	HSBC	(20,300)	30,271	Benchmark Electronics Inc	HSBC	24,231
961	Bank7 Corp	Morgan Stanley	452	3,449	Baxter International Inc	HSBC	6,519	8,031	Benchmark Electronics Inc	Morgan Stanley	7,951
2,661	BankFinancial Corp	Bank of America	160	(14,546)	Baxter International Inc	Morgan Stanley	(31,128)	(20,788)	Benefitfocus Inc	Barclays Bank	(3,118)
		Merrill Lynch		2,132	Baxter International Inc	Morgan Stanley	689	(2,577)	Benefitfocus Inc	HSBC	(1,023)
57,827	BankFinancial Corp	Goldman Sachs	3,470	7,849	BayCom Corp	Barclays Bank	6,711	(6,473)	Benson Hill Inc	Goldman Sachs	(1,032)
37,157	BankFinancial Corp	Morgan Stanley	1,486	538	BayCom Corp	Morgan Stanley	460	(10,723)	Benson Hill Inc	Morgan Stanley	107
(2,344)	BankUnited Inc	Bank of America	(4,542)	(5,874)	BBX Capital Corp	Goldman Sachs	(12,218)	(3,745)	Bentley Systems Inc 'B'	Bank of America	(9,774)
		Merrill Lynch		(7,026)	BBX Capital Corp	HSBC	(23,888)			Merrill Lynch	
(19,411)	BankUnited Inc	Barclays Bank	(18,440)	(840)	BBX Capital Corp	Morgan Stanley	98	(35,050)	Bentley Systems Inc 'B'	Barclays Bank	(60,987)
(42,993)	BankUnited Inc	Goldman Sachs	(136,718)	7,447	BBX Capital Inc	Barclays Bank	(4,766)	(3,133)	Bentley Systems Inc 'B'	Goldman Sachs	(8,177)
(17,043)	BankUnited Inc	HSBC	(42,149)	(5,511)	BCB Bancorp Inc	Bank of America	(9,534)	(16,419)	Bentley Systems Inc 'B'	HSBC	42,361
(1,504)	BankUnited Inc	Morgan Stanley	(1,429)			Merrill Lynch		7,716	Berkeley Lights Inc	Bank of America	849
(24,920)	Bankwell Financial	Bank of America	(33,891)	(14,282)	BCB Bancorp Inc	Barclays Bank	(19,709)			Merrill Lynch	
	Group Inc	Merrill Lynch		(11,229)	BCB Bancorp Inc	Goldman Sachs	(19,426)	8,795	Berkeley Lights Inc	Barclays Bank	88
(1,928)	Bankwell Financial	Barclays Bank	(2,545)	(7,885)	BCB Bancorp Inc	HSBC	(10,904)	5,157	Berkeley Lights Inc	Goldman Sachs	567
	Group Inc			(5,026)	BCB Bancorp Inc	Morgan Stanley	(5,506)	22,571	Berkeley Lights Inc	HSBC	10,367
(1,183)	Bankwell Financial	Morgan Stanley	(1,562)	(5,828)	Beacon Roofing Supply Inc	Barclays Bank	(5,420)	4,543	Berkeley Lights Inc	Morgan Stanley	45
	Group Inc			(16,200)	Beacon Roofing Supply Inc	HSBC	18,630	20,679	Berkshire Grey Inc	Barclays Bank	1,758
(19,939)	Banner Corp	Barclays Bank	(45,860)	1,832	Beam Therapeutics Inc	Bank of America	6,320	7,100	Berkshire Grey Inc	Goldman Sachs	1,385
(24,115)	Banner Corp	HSBC	(61,252)			Merrill Lynch		4,406	Berkshire Grey Inc	HSBC	198
4,699	Bar Harbor Bankshares	Bank of America	6,599	1,560	Beam Therapeutics Inc	Barclays Bank	1,560	262	Berkshire Hathaway Inc 'B'	Bank of America	2,428
		Merrill Lynch		(4,538)	Beam Therapeutics Inc	Barclays Bank	(4,538)			Merrill Lynch	
26,914	Bar Harbor Bankshares	Barclays Bank	30,413	1,043	Beam Therapeutics Inc	Goldman Sachs	3,598	(17,681)	Berkshire Hathaway Inc 'B'	Goldman Sachs	(118,286)
7,741	Bar Harbor Bankshares	Goldman Sachs	12,417	(826)	Beam Therapeutics Inc	Goldman Sachs	(2,850)	4,545	Berkshire Hathaway Inc 'B'	Goldman Sachs	31,890
6,060	Bar Harbor Bankshares	HSBC	4,666	1,968	Beam Therapeutics Inc	HSBC	5,314	739	Berkshire Hathaway Inc 'B'	Morgan Stanley	5,148

ブラックロック・ストラテジック・ファンズ ブラックロック・アメリカズ・ダイバーシファイド・エクイティ・アブソルート・リターン・ファンド

保有高	銘柄	取引相手	未実現評価増益/(損) (米ドル)	保有高	銘柄	取引相手	未実現評価増益/(損) (米ドル)	保有高	銘柄	取引相手	未実現評価増益/(損) (米ドル)
(15,607)	Berkshire Hills Bancorp Inc	Bank of America Merrill Lynch	(10,925)	(1,956)	Bill.com Holdings Inc	Goldman Sachs	(22,611)	(2,943)	Bio-Techne Corp	Barclays Bank	(34,786)
(39,471)	Berkshire Hills Bancorp Inc	Barclays Bank	(15,394)	(2,623)	Bill.com Holdings Inc	HSBC	(34,230)	(800)	Bio-Techne Corp	Goldman Sachs	(11,360)
(43,002)	Berkshire Hills Bancorp Inc	Goldman Sachs	(30,114)	9,449	BioAtla Inc	Bank of America	1,039	(1,644)	Bio-Techne Corp	HSBC	(48,120)
(9,917)	Berkshire Hills Bancorp Inc	HSBC	(7,041)	1,395	BioAtla Inc	Merrill Lynch		(5,857)	Bioventus Inc	Morgan Stanley	(28,557)
(2,312)	Berkshire Hills Bancorp Inc	HSBC	(7,041)	26,513	BioAtla Inc	Barclays Bank	279		Bioventus Inc	Bank of America	(6,501)
(11,340)	Berry Corp	Goldman Sachs	(4,990)	18,238	BioAtla Inc	Goldman Sachs	2,916	(18,871)	Bioventus Inc	Merrill Lynch	
(22,561)	Berry Corp	Barclays Bank	(9,902)	9,922	BioAtla Inc	HSBC	4,742	(2,618)	Bioventus Inc	Barclays Bank	(13,776)
(15,458)	Berry Corp	Goldman Sachs	(36,549)	(514)	BioCryst	Morgan Stanley	1,984	(7,232)	Bioventus Inc	HSBC	(3,691)
(2,850)	Berry Global Group Inc	HSBC	(27,824)	(5,945)	BioCryst	Bank of America	(529)	(5,312)	Bioventus Inc	Morgan Stanley	(5,279)
(20,119)	Berry Global Group Inc	Bank of America Merrill Lynch	(7,299)	(24,016)	Pharmaceuticals Inc	Merrill Lynch		3,649	Bioxel Therapeutics Inc	Barclays Bank	6,640
(8,246)	Berry Global Group Inc	Barclays Bank	(29,783)	(17,167)	Pharmaceuticals Inc	Barclays Bank	(3,745)	(1,931)	BJ's Restaurants Inc	Bank of America	7,006
(15,254)	Berry Global Group Inc	Goldman Sachs	(2,253)	6,420	BioCryst	Goldman Sachs	(24,736)	6,955	BJ's Restaurants Inc	Merrill Lynch	
(6,464)	Berry Global Group Inc	HSBC	(2,253)	577	BioCryst	HSBC	(19,914)	1,565	BJ's Restaurants Inc	Barclays Bank	20,239
275	Best Buy Co Inc	Morgan Stanley	(11,213)	4,970	Biogen Inc	Goldman Sachs	(1,284)	20,226	BJ's Restaurants Inc	Goldman Sachs	3,005
5,506	Best Buy Co Inc	Bank of America Merrill Lynch	3,130	3,255	Biogen Inc	HSBC	1,329	(1,931)	BJ's Wholesale Club Holdings Inc	HSBC	23,868
14,687	Best Buy Co Inc	Barclays Bank	54,950	3,062	Biogen Inc	Goldman Sachs	1,329	6,364	BJ's Wholesale Club Holdings Inc	Barclays Bank	18,201
1,708	Best Buy Co Inc	Goldman Sachs	(32,311)	944	Biogen Inc	Merrill Lynch		(5,261)	BJ's Wholesale Club Holdings Inc	Goldman Sachs	(21,678)
(6,689)	Beyond Air Inc	Morgan Stanley	17,046	(756)	Biohaven Pharmaceutical Holding Co Ltd	Barclays Bank	106	4,579	BJ's Wholesale Club Holdings Inc	Goldman Sachs	(84,764)
4,712	Beyond Meat Inc	HSBC	(3,947)	(798)	Biohaven Pharmaceutical Holding Co Ltd	HSBC	(47,657)	(2,819)	BJ's Wholesale Club Holdings Inc	HSBC	(5,363)
9,383	Beyond Meat Inc	Bank of America Merrill Lynch	907	(2,589)	BiLife Solutions Inc	HSBC	(3,858)	3,066	BJ's Wholesale Club Holdings Inc	Morgan Stanley	(7,470)
7,486	Beyond Meat Inc	Barclays Bank	(12,766)	(10,634)	BiLife Solutions Inc	Bank of America	(3,858)	6,078	Black Diamond Therapeutics Inc	Goldman Sachs	8,769
6,582	Beyond Meat Inc	Goldman Sachs	(12,766)	(6,213)	BiLife Solutions Inc	Merrill Lynch	(12,335)	21,992	Black Diamond Therapeutics Inc	Bank of America	(1,155)
11,304	Beyond Meat Inc	HSBC	(11,297)	(9,030)	BiLife Solutions Inc	Goldman Sachs	(9,257)	36,509	Black Diamond Therapeutics Inc	Merrill Lynch	
17,909	Beyondspring Inc	Morgan Stanley	30,407	2,432	BioMarin	HSBC	(29,980)	26,036	Black Diamond Therapeutics Inc	Barclays Bank	220
5,487	Beyondspring Inc	Barclays Bank	179	636	BioMarin	Bank of America	(1,143)	17,030	Black Diamond Therapeutics Inc	Goldman Sachs	(6,937)
4,613	Beyondspring Inc	Goldman Sachs	165	(3,648)	BioMarin	Merrill Lynch	(1,143)	47,058	Black Hills Corp	Barclays Bank	95,528
(8,005)	BGC Partners Inc 'A'	HSBC	(876)	4,726	BioMarin	Barclays Bank	(2,232)	147,618	Black Hills Corp	Goldman Sachs	(29,569)
(106,386)	BGC Partners Inc 'A'	Bank of America Merrill Lynch	(12,766)	2,461	Biomea Fusion Inc	HSBC	6,599	31,929	Black Hills Corp	HSBC	17,424
(249,208)	BGC Partners Inc 'A'	Barclays Bank	(29,905)	2,783	Biomea Fusion Inc	Bank of America	4,982	12,340	Black Knight Inc	Morgan Stanley	25,050
(51,202)	BGC Partners Inc 'A'	Goldman Sachs	(29,905)	3,315	Biomea Fusion Inc	Merrill Lynch		(4,399)	Black Knight Inc	Barclays Bank	14,429
(115,897)	BGC Partners Inc 'A'	HSBC	(2,048)	7,969	BioMarin	Goldman Sachs	(478)	(6,547)	Black Knight Inc	Morgan Stanley	21,474
(54,650)	BGSF Inc	Morgan Stanley	(13,908)	(81,676)	BioMarin	Barclays Bank	(10,618)	(1,793)	Blackbaud Inc	Bank of America	(9,575)
(17,150)	BGSF Inc	Bank of America Merrill Lynch	(13,663)	(8,503)	BioMarin	Goldman Sachs	(1,105)	(13,830)	Blackbaud Inc	Merrill Lynch	
(4,705)	BGSF Inc	Barclays Bank	(3,945)	(4,076)	BioMarin	HSBC	(1,345)	(5,250)	Blackbaud Inc	Barclays Bank	(13,277)
5,570	Big 5 Sporting Goods Corp	Goldman Sachs	(1,176)	(6,911)	BioMarin	Bank of America	(898)	(1,813)	Blackbaud Inc	Goldman Sachs	(23,735)
6,664	Big 5 Sporting Goods Corp	Bank of America Merrill Lynch	(1,727)	878	BioNtech SE ADR	Morgan Stanley	1,826	(7,277)	Blackbaud Inc	HSBC	(18,521)
1,461	Big 5 Sporting Goods Corp	Barclays Bank	5,531	(573)	Bio-Rad	Bank of America	(14,693)	5,981	Blackline Inc	Barclays Bank	(11,135)
1,410	Big 5 Sporting Goods Corp	Goldman Sachs	(453)	(969)	Bio-Rad	Merrill Lynch	(9,826)	(2,871)	Blackline Inc	Barclays Bank	9,749
4,658	Big Lots Inc	Morgan Stanley	1,170	(890)	Laboratories Inc 'A'	Goldman Sachs	(25,695)	8,413	Blackline Inc	Goldman Sachs	(39,505)
37	Big Lots Inc	Bank of America Merrill Lynch	(33,351)	(81,676)	Laboratories Inc 'A'	HSBC		1,716	Blackline Inc	HSBC	149,290
5,122	Big Lots Inc	Barclays Bank	(60)	(8,503)	Laboratories Inc 'A'	Bank of America	(14,693)	(707)	Blackline Inc	Morgan Stanley	2,797
7,783	Big Lots Inc	Goldman Sachs	(36,674)	(4,076)	Laboratories Inc 'A'	Merrill Lynch		1,389	Blackstone Group Inc 'A'	Morgan Stanley	(1,152)
1,347	Big Lots Inc	HSBC	(68,179)	(6,911)	Laboratories Inc 'A'	Goldman Sachs	(9,826)	3,277	Blackstone Group Inc 'A'	Bank of America	18,238
623	BigCommerce Holdings Inc	Bank of America Merrill Lynch	841	(6,911)	Laboratories Inc 'A'	HSBC	(17,781)	1,430	Blackstone Group Inc 'A'	Merrill Lynch	
(3,464)	BigCommerce Holdings Inc	Barclays Bank	(4,676)	(573)	Laboratories Inc 'A'	Bank of America	(14,693)	831	Blackstone Mortgage Trust Inc 'A' (REIT)	Barclays Bank	30,738
876	BigCommerce Holdings Inc	Goldman Sachs	929	(969)	Laboratories Inc 'A'	Merrill Lynch	(9,826)	(38,005)	Blackstone Mortgage Trust Inc 'A' (REIT)	Goldman Sachs	19,322
614	BigCommerce Holdings Inc	Barclays Bank	929	(1,117)	Laboratories Inc 'A'	Goldman Sachs	(9,369)		Blackstone Mortgage Trust Inc 'A' (REIT)	HSBC	17,592
(16,571)	BigCommerce Holdings Inc	HSBC	1,639	(16,107)	BioSig Technologies Inc	Barclays Bank	(322)		Blackstone Mortgage Trust Inc 'A' (REIT)	Bank of America	(22,423)
73	Biglari Holdings Inc 'A'	HSBC	(50,404)	(408)	Bio-Techne Corp	Bank of America	(5,794)			Merrill Lynch	
6	Biglari Holdings Inc 'A'	Bank of America Merrill Lynch	(3,929)								
137	Biglari Holdings Inc 'A'	Barclays Bank	128								
151	Biglari Holdings Inc 'A'	Goldman Sachs	(7,227)								
1,116	Biglari Holdings Inc 'B'	Morgan Stanley	1,088								
(4,591)	Bill.com Holdings Inc	Barclays Bank	(28,924)								

ブラックロック・ストラテジック・ファンズ ブラックロック・アメリカズ・ダイバーシファイド・エクイティ・アブソルート・リターン・ファンド

保有高	銘柄	取引相手	未実現評価増益/(損) (米ドル)	保有高	銘柄	取引相手	未実現評価増益/(損) (米ドル)	保有高	銘柄	取引相手	未実現評価増益/(損) (米ドル)
5,460	Blackstone Mortgage Trust Inc 'A' (REIT)	Bank of America Merrill Lynch	2,204	351	Blue Ridge Bankshares Inc	Goldman Sachs	407	610	Boston Beer Co Inc 'A'	Barclays Bank	12,944
(17,484)	Blackstone Mortgage Trust Inc 'A' (REIT)	Barclays Bank	(14,998)	(10,486)	Bluebird Bio Inc	Barclays Bank	(839)	(380)	Boston Beer Co Inc 'A'	HSBC	(3,060)
40,432	Blackstone Mortgage Trust Inc 'A' (REIT)	Barclays Bank	38,122	(12,601)	Bluebird Bio Inc	Goldman Sachs	1,386	246	Boston Beer Co Inc 'A'	HSBC	(1,552)
(27,389)	Blackstone Mortgage Trust Inc 'A' (REIT)	Goldman Sachs	(16,576)	(102)	BlueLinx Holdings Inc	Bank of America	763	(302)	Boston Beer Co Inc 'A'	Morgan Stanley	(6,408)
18,623	Blackstone Mortgage Trust Inc 'A' (REIT)	Goldman Sachs	10,988	(1,113)	BlueLinx Holdings Inc	Barclays Bank	1,992	604	Boston Beer Co Inc 'A'	Morgan Stanley	12,817
(55,910)	Blackstone Mortgage Trust Inc 'A' (REIT)	HSBC	(71,653)	(589)	BlueLinx Holdings Inc	HSBC	7,044	(1,105)	Boston Omaha Corp 'A'	Bank of America	(2,276)
1,636	Blackstone Mortgage Trust Inc 'A' (REIT)	HSBC	2,192	775	Blueprint Medicines Corp	Bank of America	(868)	(1,895)	Boston Omaha Corp 'A'	Barclays Bank	(3,089)
(12,723)	Blackstone Mortgage Trust Inc 'A' (REIT)	Morgan Stanley	(12,328)	15,943	Blueprint Medicines Corp	Merrill Lynch		(972)	Boston Omaha Corp 'A'	HSBC	(2,051)
11,933	Blackstone Mortgage Trust Inc 'A' (REIT)	Morgan Stanley	11,336	13,366	Blueprint Medicines Corp	Barclays Bank	(29,016)	(12,645)	Boston Omaha Corp 'A'	HSBC	(2,051)
2,930	Blade Air Mobility Inc	Bank of America Merrill Lynch	1,289	18,068	Blueprint Medicines Corp	Goldman Sachs	(14,342)	(3,667)	Boston Properties Inc (REIT)	Morgan Stanley	(20,611)
11,995	Blade Air Mobility Inc	Barclays Bank	(5,158)	9,826	Blueprint Medicines Corp	HSBC	57,581	(6,382)	Boston Properties Inc (REIT)	Bank of America	340
3,120	Blade Air Mobility Inc	Goldman Sachs	1,373	523	Blueprint Medicines Corp	Morgan Stanley	(17,883)	(6,382)	Boston Properties Inc (REIT)	Barclays Bank	(36,122)
3,706	Blade Air Mobility Inc	HSBC	1,779	2,085	BM Technologies Inc	Barclays Bank	89	(10,164)	Boston Properties Inc (REIT)	HSBC	51,020
1,211	Block Inc	Bank of America Merrill Lynch	9,749	2,431	Boeing Co	Bank of America	1,626	(25,087)	Boston Properties Inc (REIT)	Goldman Sachs	15,150
(1,004)	Block Inc	Barclays Bank	(4,367)	14,321	Boeing Co	Merrill Lynch		(25,087)	Boston Properties Inc (REIT)	HSBC	51,020
982	Block Inc	Goldman Sachs	7,209	2,461	Boeing Co	Barclays Bank	14,659	(3,448)	Boston Properties Inc (REIT)	HSBC	51,020
(898)	Block Inc	Goldman Sachs	(4,169)	500	Boeing Co	Goldman Sachs	123,838	(3,448)	Boston Properties Inc (REIT)	HSBC	51,020
1,073	Block Inc	HSBC	6,735	7,471	Bogota Financial Corp	HSBC	13,120	2,891	Boston Properties Inc (REIT)	Morgan Stanley	(19,516)
(1,423)	Block Inc	HSBC	(14,353)	1,546	Boise Cascade Co	Morgan Stanley	3,015	2,891	Boston Properties Inc (REIT)	Morgan Stanley	(19,516)
6,996	Block Inc	Morgan Stanley	32,410	11,818	Boise Cascade Co	Barclays Bank	2,505	14,196	Boston Scientific Corp	Bank of America	3,440
4,091	Bloom Energy Corp 'A'	Bank of America Merrill Lynch	16,487	(2,822)	BOK Financial Corp	Barclays Bank	(3,325)	49,897	Boston Scientific Corp	Bank of America	3,440
(4,215)	Bloom Energy Corp 'A'	Barclays Bank	(8,472)	(3,415)	BOK Financial Corp	Merrill Lynch		54,997	Boston Scientific Corp	Merrill Lynch	140,519
17,800	Bloom Energy Corp 'A'	Barclays Bank	35,778	(3,443)	BOK Financial Corp	Barclays Bank	(4,137)	68,182	Boston Scientific Corp	HSBC	76,364
5,152	Bloom Energy Corp 'A'	Goldman Sachs	20,763	(9,955)	BOK Financial Corp	Goldman Sachs	(4,762)	17,299	Boston Scientific Corp	Morgan Stanley	76,364
1,103	Bloom Energy Corp 'A'	HSBC	4,722	(3,973)	BOK Financial Corp	HSBC	873	20,719	Bowlero Corp	Goldman Sachs	3,806
7,214	Bloom Energy Corp 'A'	Morgan Stanley	14,500	170	Bolt Biotherapeutics Inc	Morgan Stanley	(5,245)	6,866	Bowlero Corp	HSBC	37,107
11,380	Bloomin' Brands Inc	Barclays Bank	21,963	139	Bolt Biotherapeutics Inc	Bank of America	32	(1,150)	Bowlero Corp	Morgan Stanley	206
33,863	Bloomin' Brands Inc	Goldman Sachs	2,709	945	Bolt Biotherapeutics Inc	Merrill Lynch		(1,150)	Bowman Consulting Group Ltd	Bank of America	1,564
11,642	Bloomin' Brands Inc	HSBC	4,540	(185)	Booking Holdings Inc	Barclays Bank	25	12,358	Box Inc 'A'	Merrill Lynch	(19,649)
(26,473)	Blucora Inc	Barclays Bank	(31,701)	118	Booking Holdings Inc	HSBC	161	(3,006)	Box Inc 'A'	Merrill Lynch	4,780
(19,024)	Blucora Inc	Goldman Sachs	(23,970)	93	Booking Holdings Inc	Bank of America	(32,743)	(3,006)	Box Inc 'A'	Bank of America	4,780
(8,727)	Blucora Inc	HSBC	(15,447)	(157)	Booking Holdings Inc	Merrill Lynch		27,649	Box Inc 'A'	Merrill Lynch	4,780
(13,489)	Blue Apron Holdings Inc 'A'	Bank of America Merrill Lynch	4,451	(195)	Booking Holdings Inc	Bank of America	17,886	(4,090)	Box Inc 'A'	Barclays Bank	4,701
(5,452)	Blue Apron Holdings Inc 'A'	Barclays Bank	(545)	240	Booking Holdings Inc	Merrill Lynch		(4,090)	Box Inc 'A'	Barclays Bank	(695)
(4,942)	Blue Apron Holdings Inc 'A'	HSBC	1,779	(165)	Booking Holdings Inc	Barclays Bank	10,821	20,041	Box Inc 'A'	Goldman Sachs	(17,442)
(24,191)	Blue Bird Corp	Barclays Bank	726	(4,394)	Booker Holdings Inc	Goldman Sachs	(27,787)	(2,751)	Box Inc 'A'	Goldman Sachs	4,374
(16,568)	Blue Bird Corp	Goldman Sachs	(3,705)	(1,961)	Booker Holdings Inc	Goldman Sachs	16,637	7,360	Box Inc 'A'	HSBC	(8,682)
(11,951)	Blue Bird Corp	Bank of America Merrill Lynch	(4,365)	(2,686)	Booz Allen Hamilton Holding Corp	HSBC	(38,889)	(8,046)	Box Inc 'A'	HSBC	19,713
(9,288)	Blue Foundry Bancorp	Bank of America Merrill Lynch	(4,365)	2,191	Booz Allen Hamilton Holding Corp	Bank of America	6,770	7,044	Box Inc 'A'	Morgan Stanley	544
(61,189)	Blue Foundry Bancorp	Barclays Bank	(6,119)	24,409	Booz Allen Hamilton Holding Corp	Merrill Lynch		(708)	Boyd Gaming Corp	Bank of America	(2,577)
(18,568)	Blue Foundry Bancorp	Goldman Sachs	(8,727)	(1,961)	Booz Allen Hamilton Holding Corp	Goldman Sachs	26,826	3,806	Boyd Gaming Corp	Barclays Bank	17,809
(16,755)	Blue Foundry Bancorp	HSBC	2,023	2,191	Booz Allen Hamilton Holding Corp	HSBC	23,510	(1,620)	Boyd Gaming Corp	Barclays Bank	(6,448)
(14,342)	Blue Foundry Bancorp	Morgan Stanley	(1,434)	8,593	Booz Allen Hamilton Holding Corp	Bank of America	6,770	12,552	Boyd Gaming Corp	Goldman Sachs	45,689
(43,183)	Blue Owl Capital Inc	Bank of America Merrill Lynch	(54,843)	12,298	Booz Allen Hamilton Holding Corp	Merrill Lynch		(7,478)	Boyd Gaming Corp	Goldman Sachs	(27,220)
(19,633)	Blue Owl Capital Inc	Barclays Bank	(12,172)	10,786	BorgWarner Inc	Goldman Sachs	95,030	(8,667)	Boyd Gaming Corp	HSBC	32,068
(49,252)	Blue Owl Capital Inc	Goldman Sachs	(62,550)	57,168	BorgWarner Inc	Goldman Sachs	30,268	(6,818)	Boyd Gaming Corp	HSBC	(20,628)
(10,850)	Blue Owl Capital Inc	HSBC	(10,416)	13,758	BorgWarner Inc	HSBC	1,786	(2,718)	Boyd Gaming Corp	Morgan Stanley	(10,818)
(57,570)	Blue Owl Capital Inc	Morgan Stanley	(35,693)	1,285	BorgWarner Inc	Merrill Lynch	(9)	2,044	Brady Corp 'A'	Bank of America	3,969
5,073	Blue Ridge Bankshares Inc	Barclays Bank	4,972	828	BorgWarner Inc	Goldman Sachs	35,911	7,483	Brady Corp 'A'	Barclays Bank	26,265
				(139)	Boston Beer Co Inc 'A'	Bank of America	253	10,681	Brady Corp 'A'	Goldman Sachs	41,164
				296	Boston Beer Co Inc 'A'	Merrill Lynch		1,842	Brady Corp 'A'	HSBC	8,180
				(296)	Boston Beer Co Inc 'A'	Barclays Bank	(6,281)	1,406	Brady Corp 'A'	Morgan Stanley	4,935
								14,668	Braemar Hotels & Resorts Inc (REIT)	Bank of America	2,347
								52,585	Braemar Hotels & Resorts Inc (REIT)	Merrill Lynch	
								42,107	Braemar Hotels & Resorts Inc (REIT)	Barclays Bank	22,612
								63,919	Braemar Hotels & Resorts Inc (REIT)	HSBC	7,670

ブラックロック・ストラテジック・ファンズ ブラックロック・アメリカズ・ダイバーシファイド・エクイティ・アブソルート・リターン・ファンド

保有高	銘柄	取引相手	未実現評価増益/(損) (米ドル)	保有高	銘柄	取引相手	未実現評価増益/(損) (米ドル)	保有高	銘柄	取引相手	未実現評価増益/(損) (米ドル)
(57,881)	BrainStorm Cell Therapeutics Inc	Barclays Bank	(4,052)	1,416	Brighthouse Financial Inc	Goldman Sachs	3,823	8,599	Broadmark Realty Capital Inc (REIT)	Morgan Stanley	(213)
(8,367)	BrainStorm Cell Therapeutics Inc	Goldman Sachs	(1,422)	18,472	Brighthouse Financial Inc	HSBC	(38,237)	3,141	Broadridge Financial Solutions Inc	Bank of America	20,129
5,282	Brandywine Realty Trust (REIT)	Bank of America	1,532	(2,437)	Brighthouse Financial Inc	Morgan Stanley	(6,336)	7,722	Broadridge Financial Solutions Inc	Merrill Lynch	39,536
90,941	Brandywine Realty Trust (REIT)	Barclays Bank	28,192	(33,806)	BrightSphere	Goldman Sachs	(18,118)	13,249	Broadridge Financial Solutions Inc	Goldman Sachs	84,602
49,827	Brandywine Realty Trust (REIT)	Goldman Sachs	14,450	(1,563)	Investment Group Inc	HSBC	(877)	8,876	Broadridge Financial Solutions Inc	HSBC	67,720
5,141	Brandywine Realty Trust (REIT)	Merrill Lynch	1,594	(3,968)	BrightSphere	Morgan Stanley	(873)	254	Broadridge Financial Solutions Inc	Morgan Stanley	1,300
(6,399)	Braze Inc 'A'	Goldman Sachs	(8,767)	(3,288)	BrightSpire Capital Inc (REIT)	Bank of America	(2,323)	(9,973)	Broadstone Net Lease Inc (REIT)	Bank of America	(5,485)
(7,755)	Braze Inc 'A'	HSBC	(9,151)	(21,853)	BrightSpire Capital Inc (REIT)	Merrill Lynch	(8,960)	(30,632)	Broadstone Net Lease Inc (REIT)	Merrill Lynch	(15,010)
(7,864)	Braze Inc 'A'	Morgan Stanley	(11,560)	(55,132)	BrightSpire Capital Inc (REIT)	Goldman Sachs	(19,848)	(32,411)	Broadstone Net Lease Inc (REIT)	Barclays Bank	(17,826)
(3,296)	Bread Financial Holdings Inc	Bank of America	(14,469)	(32,531)	BrightSpire Capital Inc (REIT)	HSBC	(26,350)	(57,198)	Broadstone Net Lease Inc (REIT)	HSBC	(64,998)
(7,847)	Bread Financial Holdings Inc	Barclays Bank	(33,742)	(18,532)	BrightSpire Capital Inc (REIT)	Morgan Stanley	(7,598)	(2,862)	Broadstone Net Lease Inc (REIT)	Morgan Stanley	461
(6,112)	Bread Financial Holdings Inc	Goldman Sachs	(26,832)	9,690	BrightView Holdings Inc	Barclays Bank	9,109	8,340	Broadway Gold Mining Ltd	HSBC	530
(3,091)	Bread Financial Holdings Inc	HSBC	(16,533)	20,691	BrightView Holdings Inc	Goldman Sachs	17,380	27,995	Broadway Gold Mining Ltd	Morgan Stanley	2,402
(3,306)	Bread Financial Holdings Inc	Morgan Stanley	(14,216)	2,350	Brilliant Earth Group Inc 'A'	Bank of America	870	(33,181)	Brookdale Senior Living Inc	Morgan Stanley	(8,959)
11,273	BridgeBio Pharma Inc	Bank of America	3,382	(9,587)	Brilliant Earth Group Inc 'A'	HSBC	(5,994)	2,111	Brookfield Infrastructure Corp 'A'	Bank of America	1,034
24,188	BridgeBio Pharma Inc	Barclays Bank	(7,256)	(4,677)	Brinker International Inc	Bank of America	16,873	11,473	Brookfield Infrastructure Corp 'A'	Merrill Lynch	(34,993)
29,921	BridgeBio Pharma Inc	Goldman Sachs	8,976	(4,125)	Brinker International Inc	Barclays Bank	(16,182)	8,438	Brookfield Infrastructure Corp 'A'	Barclays Bank	4,135
17,772	BridgeBio Pharma Inc	HSBC	25,860	(6,833)	Brinker International Inc	Goldman Sachs	7,260	7,289	Brookfield Infrastructure Corp 'A'	HSBC	15,526
(15,217)	Bridgewater Bancshares Inc	Barclays Bank	(6,628)	(510)	Brink's Co	HSBC	10,083	23,623	Brookfield Infrastructure Corp 'A'	Barclays Bank	(6,142)
(5,618)	Bridgewater Bancshares Inc	Goldman Sachs	(3,095)	(6,088)	Brink's Co	Bank of America	(2,004)	35,127	Brookfield Renewable Corp 'A'	HSBC	70,605
(6,755)	Bridgewater Bancshares Inc	HSBC	(68)	(9,513)	Brink's Co	Barclays Bank	(15,159)	3,988	Brookfield Renewable Corp 'A'	Morgan Stanley	(1,037)
(12,694)	Bridgewater Bancshares Inc	Morgan Stanley	(4,297)	(11,267)	Brink's Co	Goldman Sachs	(37,386)	(4,204)	Brookline Bancorp Inc	Bank of America	(1,423)
(262)	Bridgford Foods Corp	Bank of America	139	(3,136)	Brink's Co	HSBC	(42,232)	(19,889)	Brookline Bancorp Inc	Merrill Lynch	12,530
(6,472)	Bridgford Foods Corp	Merrill Lynch	(453)	(1,881)	Bristol-Myers Squibb Co	Bank of America	8,467	(16,774)	Brookline Bancorp Inc	Barclays Bank	2,355
(3,165)	Bridgford Foods Corp	Barclays Bank	(453)	(18,249)	Bristol-Myers Squibb Co	Merrill Lynch	4,684	(9,638)	Brown & Brown Inc	Bank of America	(13,493)
(2,999)	Bridgford Foods Corp	Goldman Sachs	1,677	(30,047)	Bristol-Myers Squibb Co	Barclays Bank	4,684	8,149	Brown & Brown Inc	Barclays Bank	23,551
(826)	Bridgford Foods Corp	HSBC	132	(10,181)	Bristow Group Inc	Goldman Sachs	49,268	(13,414)	Brown & Brown Inc	Barclays Bank	(38,766)
3,518	Briggs & Stratton Corp* , π	Morgan Stanley	(58)	(10,423)	Bristow Group Inc	HSBC	61,708	15,322	Brown & Brown Inc	Goldman Sachs	21,451
32,162	Briggs & Stratton Corp*	Barclays Bank	—	(6,993)	Brixmor Property Group Inc (REIT)	Morgan Stanley	25,351	(5,037)	Brown & Brown Inc	Goldman Sachs	(3,503)
(31,415)	Brigham Minerals Inc 'A'	Goldman Sachs	(32)	6,014	Brixmor Property Group Inc (REIT)	Barclays Bank	215,272	8,270	Brown & Brown Inc	HSBC	18,856
(12,235)	Brigham Minerals Inc 'A'	Barclays Bank	(98,329)	117,635	Brixmor Property Group Inc (REIT)	Goldman Sachs	50,974	(2,721)	Brown & Brown Inc	Morgan Stanley	7,864
(6,932)	Brigham Minerals Inc 'A'	Goldman Sachs	(36,950)	108,456	Brixmor Property Group Inc (REIT)	HSBC	85,445	(2,717)	Brown & Brown Inc	Morgan Stanley	(7,852)
(4,055)	Brigham Minerals Inc 'A'	HSBC	(36,809)	90,899	Broadcom Inc	Goldman Sachs	19,192	5,299	Brown-Forman Corp 'A'	Bank of America	(3,868)
45,930	Bright Health Group Inc	Morgan Stanley	(12,692)	(1,558)	Broadcom Inc	HSBC	4,319	8,392	Brown-Forman Corp 'A'	Merrill Lynch	20,493
49	Bright Health Group Inc	Goldman Sachs	(7,578)	(1,178)	Broadcom Inc	Morgan Stanley	(62,352)	8,105	Brown-Forman Corp 'A'	Barclays Bank	20,493
(892)	Bright Horizons Family Solutions Inc	HSBC	(18)	45,255	Broadmark Realty Capital Inc (REIT)	Bank of America	(2,282)	18,139	Brown-Forman Corp 'A'	Goldman Sachs	(4,791)
(633)	Bright Horizons Family Solutions Inc	Bank of America	(9,705)	86,470	Broadmark Realty Capital Inc (REIT)	Merrill Lynch	12,106	15,091	Brown-Forman Corp 'A'	HSBC	32,604
(2,552)	Bright Horizons Family Solutions Inc	Merrill Lynch	(1,260)	(1,558)	Broadmark Realty Capital Inc (REIT)	Barclays Bank	12,106	20,496	Brown-Forman Corp 'B'	Morgan Stanley	37,483
(3,504)	Bright Horizons Family Solutions Inc	Barclays Bank	(1,260)	(5,678)	Broadcom Inc	Goldman Sachs	1,697	30,186	Brown-Forman Corp 'B'	Bank of America	(19,269)
(2,954)	Bright Horizons Family Solutions Inc	Goldman Sachs	(27,766)	(1,558)	Broadcom Inc	HSBC	4,319	(11,623)	BRP Group Inc 'A'	Merrill Lynch	72,194
(10,844)	Brightcove Inc	Goldman Sachs	(2,060)	(1,178)	Broadcom Inc	Morgan Stanley	(62,352)	30,186	BRP Group Inc 'A'	Barclays Bank	(23,478)
(21,612)	Brightcove Inc	HSBC	(3,242)	45,255	Broadmark Realty Capital Inc (REIT)	Bank of America	(2,282)	30,186	BRP Group Inc 'A'	HSBC	25,960
(10,053)	Brightcove Inc	Goldman Sachs	(1,005)	86,470	Broadmark Realty Capital Inc (REIT)	Merrill Lynch	12,106	(11,623)	BRP Group Inc 'A'	Barclays Bank	(23,478)
(4,763)	Brightcove Inc	HSBC	(905)	(1,558)	Broadmark Realty Capital Inc (REIT)	Barclays Bank	12,106	30,186	BRP Group Inc 'A'	HSBC	25,960
11,425	Brightcove Inc	Morgan Stanley	(905)	(5,678)	Broadcom Inc	Goldman Sachs	1,697	(11,623)	BRP Group Inc 'A'	Barclays Bank	(23,478)
(5,273)	Brightcove Inc	Barclays Bank	(13,710)	(1,558)	Broadcom Inc	HSBC	4,319	(11,623)	BRP Group Inc 'A'	Barclays Bank	(23,478)

ブラックロック・ストラテジック・ファンズ ブラックロック・アメリカズ・ダイバーシファイド・エクイティ・アブソルート・リターン・ファンド

保有高	銘柄	取引相手	未実現評価増益/(損) (米ドル)	保有高	銘柄	取引相手	未実現評価増益/(損) (米ドル)	保有高	銘柄	取引相手	未実現評価増益/(損) (米ドル)
(8,229)	BRP Group Inc 'A'	Goldman Sachs	(22,301)	(7,379)	BWX Technologies Inc	HSBC	(22,009)	(2,262)	Casars Entertainment Inc	HSBC	5,361
(8,309)	BRP Group Inc 'A'	HSBC	(11,716)	(10,884)	BWX Technologies Inc	Morgan Stanley	(15,455)	2,393	Caesarstone Ltd	Bank of America	(574)
22,177	BRT Apartments Corp (REIT)	Goldman Sachs	41,249	17,305	Byline Bancorp Inc	Bank of America	21,153			Merrill Lynch	
								2,133	Caesarstone Ltd	Barclays Bank	683
3,579	BRT Apartments Corp (REIT)	Morgan Stanley	6,800	22,402	Byline Bancorp Inc	Barclays Bank	10,081	9,944	Caesarstone Ltd	HSBC	1,193
				32,664	Byline Bancorp Inc	Goldman Sachs	55,227	13,998	Caesarstone Ltd	Morgan Stanley	4,479
10,642	Brucker Corp	Bank of America	31,713	8,698	Byline Bancorp Inc	HSBC	11,945	(70,018)	CalAmp Corp	Barclays Bank	(42,711)
		Merrill Lynch		20,530	Byline Bancorp Inc	Morgan Stanley	9,279	(19,984)	CalAmp Corp	Goldman Sachs	(30,176)
8,090	Brucker Corp	Barclays Bank	15,128	(2,352)	C&F Financial Corp	Barclays Bank	(4,351)	(12,443)	CalAmp Corp	Morgan Stanley	(7,590)
23,584	Brucker Corp	Goldman Sachs	70,280	(60)	C&F Financial Corp	Goldman Sachs	(89)	643	Calavo Growers Inc	Bank of America	328
13,360	Brucker Corp	HSBC	65,063	12,758	C3.ai Inc 'A'	Bank of America	30,109			Merrill Lynch	
12,488	Brucker Corp	Morgan Stanley	23,353					7,600	Calavo Growers Inc	Barclays Bank	13,376
1,231	Brunswick Corp	Bank of America	4,659	22,416	C3.ai Inc 'A'	Barclays Bank	29,589	6,707	Calavo Growers Inc	Goldman Sachs	3,421
		Merrill Lynch		3,174	C3.ai Inc 'A'	Goldman Sachs	7,491	3,414	Calavo Growers Inc	HSBC	8,398
1,092	Brunswick Corp	Barclays Bank	3,877	32,808	C3.ai Inc 'A'	HSBC	139,254	2,270	Calavo Growers Inc	Morgan Stanley	3,995
(9,623)	Brunswick Corp	Barclays Bank	(34,162)	10,228	C3.ai Inc 'A'	Morgan Stanley	13,501	3,469	Caledonia Mining Corp Plc	Barclays Bank	2,394
(9,126)	Brunswick Corp	Goldman Sachs	13,780	(5,938)	C4 Therapeutics Inc	Barclays Bank	(3,741)	6,610	Caledonia Mining Corp Plc	Goldman Sachs	5,883
443	Brunswick Corp	HSBC	(2,162)	(11,597)	C4 Therapeutics Inc	Goldman Sachs	(5,914)	(12,073)	Caleres Inc	Goldman Sachs	(51,672)
(3,675)	Brunswick Corp	HSBC	17,332	(2,473)	C4 Therapeutics Inc	Morgan Stanley	(1,558)	(25,620)	Caleres Inc	HSBC	(132,968)
2,620	Brunswick Corp	Morgan Stanley	9,301	15,163	Cabaletta Bio Inc	Barclays Bank	—	3,576	California BanCorp	Bank of America	3,254
(334)	Brunswick Corp	Morgan Stanley	(1,186)	3,347	Cabaletta Bio Inc	Goldman Sachs	(1,607)			Merrill Lynch	
49,417	BTRS Holdings Inc	Barclays Bank	15,813	13,804	Cabaletta Bio Inc	HSBC	1,518	9,685	California BanCorp	Barclays Bank	9,685
29,693	BTRS Holdings Inc	Goldman Sachs	12,174	8,761	Cabaletta Bio Inc	Morgan Stanley	—	5,398	California BanCorp	Goldman Sachs	4,912
17,564	BTRS Holdings Inc	HSBC	(6,850)	181	Cable One Inc	Bank of America	29,201	4,610	California BanCorp	HSBC	968
9,010	Buckle Inc	Bank of America	6,353					2,851	California BanCorp	Morgan Stanley	2,851
		Merrill Lynch		775	Cable One Inc	Barclays Bank	53,374	(7,629)	California Resources Corp	Barclays Bank	(14,103)
9,595	Buckle Inc	Barclays Bank	27,993	597	Cable One Inc	Goldman Sachs	96,314	(4,157)	California Resources Corp	HSBC	(20,999)
10,117	Buckle Inc	Goldman Sachs	(3,237)	70	Cable One Inc	HSBC	12,216	(2,606)	California Water Service Group	Barclays Bank	3,101
2,117	Buckle Inc	HSBC	6,550	325	Cable One Inc	Morgan Stanley	22,383				
2,124	Buckle Inc	Morgan Stanley	6,245	3,724	Cabot Corp	Bank of America	28,712	(19,634)	California Water Service Group	Goldman Sachs	4,909
(1,098)	Build-A-Bear Workshop Inc	Barclays Bank	(2,163)					(1,580)	California Water Service Group	HSBC	(1,820)
(6,620)	Build-A-Bear Workshop Inc	Goldman Sachs	(7,745)	14,969	Cabot Corp	Barclays Bank	97,149				
(8,503)	Build-A-Bear Workshop Inc	HSBC	(20,266)	3,879	Cabot Corp	Goldman Sachs	29,907	10,481	Calithera Biosciences Inc	Bank of America	(106)
20,088	Builders FirstSource Inc	Barclays Bank	60,690	11,869	Cabot Corp	HSBC	128,304				
23,803	Builders FirstSource Inc	Goldman Sachs	(23,499)	3,600	CACI International Inc 'A'	Bank of America	61,056	36,803	Calithera Biosciences Inc	Goldman Sachs	(372)
2,833	Builders FirstSource Inc	HSBC	2,040					12,913	Calithera Biosciences Inc	HSBC	56
10,142	Builders FirstSource Inc	Morgan Stanley	30,122	2,516	CACI International Inc 'A'	Barclays Bank	36,859	6,711	Calithera Biosciences Inc	Morgan Stanley	(115)
(6,534)	Bumble Inc 'A'	Barclays Bank	(3,398)	1,918	CACI International Inc 'A'	Goldman Sachs	32,529	615	Calix Inc	Bank of America	1,561
(4,922)	Bumble Inc 'A'	Goldman Sachs	(11,075)	2,772	CACI International Inc 'A'	HSBC	58,349				
2,813	Bumble Inc 'A'	HSBC	23,629	1,717	CACI International Inc 'A'	Morgan Stanley	25,154	(3,535)	Calix Inc	Goldman Sachs	(11,347)
4,045	Bunge Ltd	Bank of America	18,809	(600)	Cactus Inc 'A'	Bank of America	(4,645)	10,084	Calix Inc	Goldman Sachs	30,567
		Merrill Lynch						575	Calix Inc	HSBC	1,265
14,182	Bunge Ltd	Barclays Bank	53,608	(6,041)	Cactus Inc 'A'	Barclays Bank	(27,970)	1,556	Calix Inc	Morgan Stanley	3,283
8,781	Bunge Ltd	Goldman Sachs	31,786	(8,207)	Cactus Inc 'A'	Goldman Sachs	(49,062)	(23,658)	Callaway Golf Co	Bank of America	(12,959)
23,383	Burford Capital Ltd	Barclays Bank	14,965	(7,424)	Cactus Inc 'A'	HSBC	(68,047)				
15,251	Burford Capital Ltd	Goldman Sachs	17,844	(269)	Cactus Inc 'A'	Morgan Stanley	(1,245)	(35,197)	Callaway Golf Co	Barclays Bank	(58,779)
21,414	Burford Capital Ltd	HSBC	29,337	908	Cadence Bank	Bank of America	1,553	(56,010)	Callaway Golf Co	Goldman Sachs	(22,792)
(5,008)	Burlington Stores Inc	Barclays Bank	(47,175)					(31,225)	Callaway Golf Co	HSBC	(84,888)
(714)	Burlington Stores Inc	Goldman Sachs	5,419	(5,688)	Cadence Bank	Barclays Bank	(4,695)	(8,807)	Callaway Golf Co	Morgan Stanley	(14,708)
2,203	Business First Bancshares Inc	Bank of America	617	26,685	Cadence Bank	Goldman Sachs	45,631	1,999	Callon Petroleum Co	Bank of America	24,698
		Merrill Lynch		10,840	Cadence Bank	Morgan Stanley	9,648				
13,324	Business First Bancshares Inc	Barclays Bank	8,927	8,072	Cadence Design Systems Inc	Barclays Bank	39,870	2,696	Callon Petroleum Co	Barclays Bank	31,435
								1,165	Callon Petroleum Co	Goldman Sachs	16,147
18,395	Business First Bancshares Inc	Goldman Sachs	5,151	2,058	Cadence Design Systems Inc	Goldman Sachs	28,298	846	Callon Petroleum Co	HSBC	13,050
								(14,897)	Cal-Maine Foods Inc	Barclays Bank	(28,602)
5,273	Business First Bancshares Inc	HSBC	(2,847)	757	Cadence Design Systems Inc	HSBC	8,718	(3,787)	Cal-Maine Foods Inc	HSBC	1,230
								(19,076)	Calyxt Inc	Barclays Bank	570
842	Business First Bancshares Inc	Morgan Stanley	564	7,452	Cadence Design Systems Inc	Morgan Stanley	40,986	(2,617)	Cambium Networks Corp	Barclays Bank	(2,041)
								(3,177)	Cambium Networks Corp	Goldman Sachs	(3,018)
(21,177)	Butterfly Network Inc	Barclays Bank	(1,906)	(15,014)	Cadiz Inc	Barclays Bank	(150)	(2,646)	Cambium Networks Corp	HSBC	(2,223)
9,076	BuzzFeed Inc	Goldman Sachs	2,451	(33,709)	Cadiz Inc	HSBC	(5,056)	(8,428)	Cambium Networks Corp	Morgan Stanley	(6,574)
(15,071)	BWX Technologies Inc	Bank of America	(22,117)	(11,333)	Cadiz Inc	Morgan Stanley	(113)	(8,700)	Cambridge Bancorp	Goldman Sachs	(38,976)
		Merrill Lynch		5,164	Cadre Holdings Inc	Barclays Bank	10,276	(4,106)	Cambridge Bancorp	HSBC	1,355
(16,667)	BWX Technologies Inc	Barclays Bank	(23,667)	(14,600)	Caesars Entertainment Inc	Barclays Bank	(34,018)				
(21,125)	BWX Technologies Inc	Goldman Sachs	(35,490)	(2,055)	Caesars Entertainment Inc	Goldman Sachs	2,142				

ブラックロック・ストラテジック・ファンズ ブラックロック・アメリカズ・ダイバーシファイド・エクイティ・アブソルート・リターン・ファンド

保有高	銘柄	取引相手	未実現損益率(%) (米ドル)	保有高	銘柄	取引相手	未実現損益率(%) (米ドル)	保有高	銘柄	取引相手	未実現損益率(%) (米ドル)
16,035	Camden National Corp	Bank of America Merrill Lynch	31,031	(72,094)	Capitol Federal Financial Inc	Barclays Bank	(13,698)	(10,444)	Cargurus Inc	HSBC	50,236
21,773	Camden National Corp	Barclays Bank	23,297	(35,423)	Capitol Federal Financial Inc	Goldman Sachs	(19,434)	(334)	Carlisle Cos Inc	Bank of America Merrill Lynch	(942)
8,284	Camden National Corp	Goldman Sachs	16,539	(54,590)	Capitol Federal Financial Inc	HSBC	(21,206)	(19,380)	Carlisle Cos Inc	Barclays Bank	(13,760)
1,965	Camden National Corp	HSBC	(1,434)	(20,470)	Capitol Federal Financial Inc	Morgan Stanley	(3,889)	(959)	Carlisle Cos Inc	Goldman Sachs	134
2,368	Camden National Corp	Morgan Stanley	2,534	4,147	Capri Holdings Ltd	Bank of America Merrill Lynch	20,175	(606)	Carlisle Cos Inc	HSBC	(462)
4,100	Camden Property Trust (REIT)	Barclays Bank	11,849	10,061	Capri Holdings Ltd	Barclays Bank	59,511	6,066	Carlyle Group Inc	Bank of America Merrill Lynch	6,417
8,432	Camden Property Trust (REIT)	Goldman Sachs	(4,047)	4,797	Capri Holdings Ltd	Goldman Sachs	23,338	25,227	Carlyle Group Inc	Barclays Bank	49,193
18,039	Camden Property Trust (REIT)	HSBC	6,494	12,062	Capri Holdings Ltd	HSBC	92,370	2,966	Carlyle Group Inc	Goldman Sachs	3,174
3,390	Camden Property Trust (REIT)	Morgan Stanley	9,797	5,022	Capri Holdings Ltd	Morgan Stanley	29,705	2,085	Carlyle Group Inc	HSBC	5,726
(6,837)	Campbell Soup Co	Bank of America Merrill Lynch	23,656	2,404	Capstar Financial Holdings Inc	Bank of America Merrill Lynch	2,356	(8,664)	CarMax Inc	Bank of America Merrill Lynch	(45,400)
(10,500)	Campbell Soup Co	Barclays Bank	(10,920)	40,496	Capstar Financial Holdings Inc	Barclays Bank	17,413	(5,209)	CarMax Inc	Barclays Bank	(36,515)
(41,648)	Campbell Soup Co	Goldman Sachs	144,102	29,175	Capstar Financial Holdings Inc	Goldman Sachs	28,591	(7,683)	CarMax Inc	Goldman Sachs	(40,259)
(21,615)	Campbell Soup Co	HSBC	61,314	28,931	Capstar Financial Holdings Inc	HSBC	3,182	(6,120)	CarMax Inc	HSBC	(31,151)
(14,250)	Campbell Soup Co	Morgan Stanley	(14,820)	(5,444)	Cara Therapeutics Inc	Bank of America Merrill Lynch	1,742	(3,018)	CarMax Inc	Morgan Stanley	(21,156)
(2,425)	Canadian Pacific Railway Ltd	Barclays Bank	(3,565)	(12,111)	Cara Therapeutics Inc	Barclays Bank	5,450	14,637	Carnival Corp	Bank of America Merrill Lynch	(878)
(1,465)	Canadian Pacific Railway Ltd	Goldman Sachs	(1,714)	(1,740)	Cara Therapeutics Inc	HSBC	(1,131)	(16,408)	Carnival Corp	Goldman Sachs	23,281
(8,816)	Canadian Pacific Railway Ltd	Morgan Stanley	(12,960)	(4,715)	Cara Therapeutics Inc	Morgan Stanley	2,122	(5,385)	CarParts.com Inc	Bank of America Merrill Lynch	(2,558)
(4,555)	Cannae Holdings Inc	Bank of America Merrill Lynch	(9,110)	(31,489)	Cardiff Oncology Inc	Bank of America Merrill Lynch	(630)	(11,535)	CarParts.com Inc	Barclays Bank	(2,941)
(16,038)	Cannae Holdings Inc	Barclays Bank	(18,123)	(6,154)	Cardiff Oncology Inc	Barclays Bank	(615)	(2,911)	CarParts.com Inc	Goldman Sachs	(1,383)
(17,134)	Cannae Holdings Inc	Goldman Sachs	(34,268)	(8,947)	Cardiff Oncology Inc	Goldman Sachs	(179)	(7,626)	CarParts.com Inc	HSBC	496
(15,891)	Cannae Holdings Inc	HSBC	(16,938)	(7,320)	Cardiff Oncology Inc	HSBC	(732)	(4,903)	Capcenter Technology Corp	Bank of America Merrill Lynch	(13,777)
36,407	Cano Health Inc	Barclays Bank	(24,757)	(1,975)	Cardinal Health Inc	Bank of America Merrill Lynch	(217)	(26,716)	Capcenter Technology Corp	Goldman Sachs	(75,072)
28,210	Cano Health Inc	Goldman Sachs	4,232	560	Cardinal Health Inc	Bank of America Merrill Lynch	62	5,451	Carriage Services Inc	Barclays Bank	6,378
39,306	Cano Health Inc	HSBC	38,127	(31,662)	Cardinal Health Inc	Barclays Bank	30,883	1,610	Carriage Services Inc	Goldman Sachs	580
3,674	Cano Health Inc	Morgan Stanley	(2,498)	(2,070)	Cardinal Health Inc	Goldman Sachs	(228)	8,537	Carriage Services Inc	HSBC	(1,622)
9,141	Canoo Inc	Goldman Sachs	424	6,977	Cardinal Health Inc	Goldman Sachs	(1,917)	748	Carriage Services Inc	Morgan Stanley	875
11,152	Canoo Inc	HSBC	(2,211)	(5,670)	Cardinal Health Inc	Morgan Stanley	6,289	10,241	Carrier Global Corp	Bank of America Merrill Lynch	(9,012)
7,508	Canoo Inc	Morgan Stanley	1,239	(2,621)	Cardiovascular Systems Inc	Barclays Bank	—	(14,810)	Carrier Global Corp	Barclays Bank	(10,515)
(14,746)	Cantaloupe Inc	Bank of America Merrill Lynch	(8,553)	(9,725)	Cardiovascular Systems Inc	Goldman Sachs	(6,699)	21,024	Carrier Global Corp	Barclays Bank	14,927
(20,048)	Cantaloupe Inc	Barclays Bank	(8,821)	(1,710)	Cardiovascular Systems Inc	HSBC	(2,753)	(39,605)	Carrier Global Corp	Goldman Sachs	34,852
(24,028)	Cantaloupe Inc	Goldman Sachs	(13,936)	3,171	Cardlytics Inc	Bank of America Merrill Lynch	(9,862)	(29,972)	Carrier Global Corp	HSBC	(23,776)
(6,750)	Cantaloupe Inc	HSBC	(2,160)	4,432	Cardlytics Inc	Barclays Bank	(337)	1,938	Carrier Global Corp	HSBC	(2,502)
(6,984)	Cantaloupe Inc	Morgan Stanley	(3,073)	978	Cardlytics Inc	Goldman Sachs	(107)	(22,769)	Carrols Restaurant Group Inc	Goldman Sachs	(8,425)
(6,213)	Capital Bancorp Inc	Bank of America Merrill Lynch	(5,654)	7,920	Cardlytics Inc	HSBC	(19,345)	(7,729)	Carrols Restaurant Group Inc	HSBC	(1,700)
(6,153)	Capital Bancorp Inc	Barclays Bank	(3,138)	(393)	CareDx Inc	Bank of America Merrill Lynch	(248)	(1,916)	Cars.com Inc	Bank of America Merrill Lynch	(364)
(5,025)	Capital Bancorp Inc	Goldman Sachs	(4,573)	(12,050)	CareDx Inc	Barclays Bank	(19,641)	(31,350)	Cars.com Inc	Goldman Sachs	(5,957)
(1,478)	Capital Bancorp Inc	HSBC	(1,005)	(10,607)	CareDx Inc	Goldman Sachs	(6,683)	(9,164)	Cars.com Inc	HSBC	(8,523)
(5,576)	Capital Bancorp Inc	Morgan Stanley	(2,844)	(8,463)	CareDx Inc	HSBC	(25,803)	(3,537)	Carter Bankshares Inc	Bank of America Merrill Lynch	(743)
26,545	Capital City Bank Group Inc	Bank of America Merrill Lynch	19,112	(4,792)	CareDx Inc	Morgan Stanley	(7,811)	(27,230)	Carter Bankshares Inc	Barclays Bank	(6,535)
41,877	Capital City Bank Group Inc	Barclays Bank	8,375	8,946	CareMax Inc	Bank of America Merrill Lynch	5,457	(10,318)	Carter Bankshares Inc	Goldman Sachs	(2,167)
62,213	Capital City Bank Group Inc	Goldman Sachs	44,793	10,456	CareMax Inc	Barclays Bank	(1,987)	(19,062)	Carter Bankshares Inc	HSBC	9,340
23,551	Capital City Bank Group Inc	HSBC	471	2,419	CareMax Inc	Morgan Stanley	(460)	(5,698)	Carter Bankshares Inc	HSBC	(1,368)
20,719	Capital City Bank Group Inc	Morgan Stanley	4,144	(2,810)	CareTrust Inc (REIT)	Bank of America Merrill Lynch	(2,782)	5,510	Carter's Inc	Bank of America Merrill Lynch	(34,324)
2,510	Capital One Financial Corp	Bank of America Merrill Lynch	33,107	(21,770)	CareTrust Inc (REIT)	Barclays Bank	(22,205)	8,540	Carter's Inc	Barclays Bank	6,063
9,124	Capital One Financial Corp	Barclays Bank	76,277	(33,795)	CareTrust Inc (REIT)	Goldman Sachs	(33,457)	10,733	Carter's Inc	Goldman Sachs	(72,448)
(2,549)	Capital One Financial Corp	Goldman Sachs	(33,621)	(6,793)	CareTrust Inc (REIT)	HSBC	(11,820)	11,523	Carter's Inc	HSBC	(50,016)
5,483	Capital One Financial Corp	HSBC	21,603	(22,088)	Cargurus Inc	Barclays Bank	(63,834)	5,205	Carter's Inc	Morgan Stanley	3,695
511	Capital One Financial Corp	Morgan Stanley	2,331	(99)	Cargurus Inc	Goldman Sachs	31	(7,249)	Carvana Co	Barclays Bank	(9,496)
(22,369)	Capitol Federal Financial Inc	Bank of America Merrill Lynch	(13,645)					(10,235)	Carvana Co	Goldman Sachs	70,110
								(2,612)	Carvana Co	Morgan Stanley	(3,422)

ブラックロック・ストラテジック・ファンズ ブラックロック・アメリカズ・ダイバーシファイド・エクイティ・アブソルート・リターン・ファンド

保有高	銘柄	取引相手	未実現評価増益/(損) (米ドル)	保有高	銘柄	取引相手	未実現評価増益/(損) (米ドル)	保有高	銘柄	取引相手	未実現評価増益/(損) (米ドル)
4,476	Casa Systems Inc	Bank of America	1,969	1,388	Caterpillar Inc	Goldman Sachs	13,505	1,290	Celanese Corp	Bank of America	17,273
		Merrill Lynch		664	Caterpillar Inc	HSBC	8,118			Merrill Lynch	
20,380	Casa Systems Inc	Goldman Sachs	8,967	1,642	Caterpillar Inc	Morgan Stanley	20,968	(13,802)	Celanese Corp	Barclays Bank	(86,677)
5,321	Casa Systems Inc	Morgan Stanley	2,607	(7,514)	Cathay General Bancorp	Bank of America	(15,879)	3,688	Celanese Corp	Barclays Bank	23,304
(1,565)	Casella Waste	Bank of America	(2,864)			Merrill Lynch		9,440	Celanese Corp	HSBC	144,497
	Systems Inc 'A'	Merrill Lynch		(10,041)	Cathay General Bancorp	Barclays Bank	(18,370)	(8,906)	Celanese Corp	Morgan Stanley	(55,930)
(12,231)	Casella Waste	Barclays Bank	(24,829)	(5,094)	Cathay General Bancorp	Goldman Sachs	(10,120)	(4,302)	Celucity Inc	Barclays Bank	989
	Systems Inc 'A'			(5,688)	Cathay General Bancorp	HSBC	(7,925)	(12,982)	Celldex Therapeutics Inc	Barclays Bank	40,504
(1,692)	Casella Waste	Goldman Sachs	(3,428)	(9,374)	Cathay General Bancorp	Morgan Stanley	(17,104)	(7,275)	Celldex Therapeutics Inc	Goldman Sachs	20,588
	Systems Inc 'A'			(9,447)	Cato Corp 'A'	Bank of America	7,652	(5,403)	Celldex Therapeutics Inc	HSBC	6,862
(5,773)	Casella Waste	HSBC	(5,976)			Merrill Lynch		(1,074)	Celsius Holdings Inc	Bank of America	(10,244)
	Systems Inc 'A'			(9,529)	Cato Corp 'A'	Barclays Bank	(4,955)			Merrill Lynch	
(8,626)	Casella Waste	Morgan Stanley	(17,511)	(27,043)	Cato Corp 'A'	Goldman Sachs	21,905	(17,380)	Celsius Holdings Inc	Barclays Bank	(85,858)
	Systems Inc 'A'			(9,724)	Cato Corp 'A'	HSBC	6,483	(21,294)	Celsius Holdings Inc	Goldman Sachs	(271,711)
(905)	Casey's General Stores Inc	Bank of America	881	(1,573)	Cato Corp 'A'	Morgan Stanley	(818)	2,329	Centene Corp	Bank of America	(2,515)
		Merrill Lynch		(603)	Cavco Industries Inc	Barclays Bank	416			Merrill Lynch	
399	Casey's General Stores Inc	Bank of America	2,615	(2,772)	Cavco Industries Inc	Goldman Sachs	23,562	(24,677)	Centene Corp	Barclays Bank	59,225
		Merrill Lynch		(2,656)	Cavco Industries Inc	HSBC	35,829	(12,001)	Centene Corp	Goldman Sachs	12,961
(2,142)	Casey's General Stores Inc	Barclays Bank	(15,872)	(209)	Cavco Industries Inc	Morgan Stanley	144	(21,906)	Centene Corp	HSBC	(97,482)
1,345	Casey's General Stores Inc	Barclays Bank	9,966	7,924	CB Financial Services Inc	Barclays Bank	7,449	3,169	Centene Corp	HSBC	14,102
(3,793)	Casey's General Stores Inc	Goldman Sachs	12,478	4,652	CB Financial Services Inc	Goldman Sachs	1,210	2,948	Centene Corp	Morgan Stanley	(7,075)
585	Casey's General Stores Inc	Goldman Sachs	1,364	3,850	CB Financial Services Inc	Morgan Stanley	3,619	10,044	Centennial Resource	Bank of America	6,177
(3,411)	Casey's General Stores Inc	HSBC	(31,688)	4,390	cbdMD Inc	Goldman Sachs	164		Development Inc 'A'	Merrill Lynch	
432	Casey's General Stores Inc	HSBC	1,644	(2,363)	CBIZ Inc	Bank of America	(3,119)	9,523	Centennial Resource	Barclays Bank	12,618
(1,167)	Casey's General Stores Inc	Morgan Stanley	(8,647)			Merrill Lynch			Development Inc 'A'		
8,454	Cass Information	Bank of America	254	(58,859)	CBIZ Inc	Barclays Bank	(115,364)	16,196	Centennial Resource	Goldman Sachs	9,961
	Systems Inc	Merrill Lynch		(7,968)	CBIZ Inc	Goldman Sachs	(10,518)		Development Inc 'A'		
11,700	Cass Information	Barclays Bank	15,444	(1,774)	CBIZ Inc	Morgan Stanley	(3,477)	48,245	Centennial Resource	HSBC	61,512
	Systems Inc			3,903	CBL & Associates	Barclays Bank	6,206		Development Inc 'A'		
3,750	Cass Information	Goldman Sachs	113			Properties Inc (REIT)		3,275	Centennial Resource	Morgan Stanley	4,339
	Systems Inc			2,474	CBL & Associates	Goldman Sachs	8,214	(20,532)	Development Inc 'A'		
10,255	Cass Information	HSBC	(13,627)	14,775	CBL & Associates	HSBC	66,876		CenterPoint Energy Inc	Bank of America	(13,918)
	Systems Inc					Properties Inc (REIT)				Merrill Lynch	
(3,507)	Castle Biosciences Inc	Barclays Bank	(2,595)			Properties Inc (REIT)		(67,417)	CenterPoint Energy Inc	Barclays Bank	(71,404)
(6,593)	Castle Biosciences Inc	HSBC	(20,109)	1,022	CBL & Associates	Morgan Stanley	1,625	(44,124)	CenterPoint Energy Inc	Goldman Sachs	(40,821)
(1,473)	Castle Biosciences Inc	Morgan Stanley	(1,090)			Properties Inc (REIT)		(86,762)	CenterPoint Energy Inc	HSBC	(128,099)
(4,874)	Catalent Inc	Bank of America	(25,004)	1,812	Choe Global Markets Inc	Bank of America	4,616	(32,663)	CenterPoint Energy Inc	Morgan Stanley	(36,093)
		Merrill Lynch				Merrill Lynch		11,187	Centerspace (REIT)	Barclays Bank	559
(1,576)	Catalent Inc	Barclays Bank	(6,714)	8,078	Choe Global Markets Inc	Barclays Bank	30,293	5,471	Centerspace (REIT)	Goldman Sachs	(10,450)
(7,356)	Catalent Inc	Goldman Sachs	(33,528)	17,450	Choe Global Markets Inc	Goldman Sachs	36,819	5,145	Centerspace (REIT)	HSBC	15,538
(3,318)	Catalent Inc	HSBC	(28,820)	28,360	Choe Global Markets Inc	HSBC	109,199	15,975	Centogene NV	Barclays Bank	(2,316)
(4,041)	Catalent Inc	Morgan Stanley	(17,215)	3,475	Choe Global Markets Inc	Morgan Stanley	13,032	1,477	Centogene NV	Goldman Sachs	(746)
22,484	Catalyst Biosciences Inc	Bank of America	18,003	19,185	CBRE Group Inc 'A'	Barclays Bank	54,869	1,310	Centogene NV	Morgan Stanley	(190)
		Merrill Lynch		13,296	CBRE Group Inc 'A'	Goldman Sachs	43,877	11,759	Central Garden & Pet Co 'A'	Bank of America	1,881
30,102	Catalyst Biosciences Inc	Barclays Bank	(2,107)	(6,011)	CBTX Inc	Bank of America	(2,945)			Merrill Lynch	
3,322	Catalyst Biosciences Inc	Goldman Sachs	2,660			Merrill Lynch		18,296	Central Garden & Pet Co 'A'	Barclays Bank	42,264
32,520	Catalyst Biosciences Inc	HSBC	24,878	(19,609)	CBTX Inc	Barclays Bank	(10,981)	22,822	Central Garden & Pet Co 'A'	Goldman Sachs	3,652
23,842	Catalyst Biosciences Inc	Morgan Stanley	(1,669)	(43,420)	CBTX Inc	Goldman Sachs	(21,276)	2,420	Central Garden & Pet Co 'A'	HSBC	(73)
(90,353)	Catalyst	Barclays Bank	(20,781)	2,379	CDW Corp	Bank of America	(987)	4,800	Central Garden & Pet Co 'A'	Morgan Stanley	10,349
	Pharmaceuticals Inc					Merrill Lynch		35,016	Central Pacific	Bank of America	6,303
(8,135)	CatchMark Timber	Barclays Bank	(32,540)	9,892	CDW Corp	Barclays Bank	74,239		Financial Corp	Merrill Lynch	
	Trust Inc 'A' (REIT)			1,847	CDW Corp	Goldman Sachs	(767)	90,586	Central Pacific	Morgan Stanley	3,623
(124,838)	CatchMark Timber	Goldman Sachs	(521,823)	520	CDW Corp	HSBC	3,892		Financial Corp		
	Trust Inc 'A' (REIT)			5,439	CDW Corp	Morgan Stanley	40,820	(75)	Central Valley	Bank of America	35
(7,981)	CatchMark Timber	HSBC	(31,206)	72,872	CECO Environmental Corp	Bank of America	49,492		Community Bancorp	Merrill Lynch	
	Trust Inc 'A' (REIT)					Merrill Lynch		(4,182)	Central Valley	Barclays Bank	2,007
(3,287)	CatchMark Timber	Morgan Stanley	(13,148)	40,400	CECO Environmental Corp	Barclays Bank	10,908	(3,937)	Community Bancorp		
	Trust Inc 'A' (REIT)			29,010	CECO Environmental Corp	Goldman Sachs	19,727		Central Valley	Goldman Sachs	1,850
(188)	Caterpillar Inc	Bank of America	(1,829)	10,703	CECO Environmental Corp	Morgan Stanley	2,890		Community Bancorp		
		Merrill Lynch		(25,615)	Cedar Realty	Barclays Bank	(2,818)	(9,618)	Central Valley	HSBC	12,311
816	Caterpillar Inc	Bank of America	7,940			Trust Inc (REIT)			Community Bancorp		
		Merrill Lynch		(1,008)	Cedar Realty	HSBC	665	(1,079)	Central Valley	Morgan Stanley	518
(166)	Caterpillar Inc	Barclays Bank	(744)			Trust Inc (REIT)			Community Bancorp		
2,479	Caterpillar Inc	Barclays Bank	31,657	(12,826)	Cedar Realty	Morgan Stanley	(1,411)	(9,104)	Centrus Energy Corp 'A'	Barclays Bank	(17,753)
(7,339)	Caterpillar Inc	Goldman Sachs	(70,820)			Trust Inc (REIT)		(571)	Centrus Energy Corp 'A'	Goldman Sachs	(1,953)

ブラックロック・ストラテジック・ファンズ ブラックロック・アメリカズ・ダイバーシファイド・エクイティ・アブソルート・リターン・ファンド

保有高	銘柄	取引相手	未実現損益/(損) (米ドル)	保有高	銘柄	取引相手	未実現損益/(損) (米ドル)	保有高	銘柄	取引相手	未実現損益/(損) (米ドル)
(3,050)	Centrus Energy Corp 'A'	HSBC	(19,723)	(8,243)	Change Healthcare Inc	HSBC	(9,100)	(424)	Chemed Corp	Bank of America	1,832
11,136	Century Aluminum Co	Goldman Sachs	(12,250)	12,505	Change Healthcare Inc	Morgan Stanley	7,503			Merrill Lynch	
1,870	Century Aluminum Co	HSBC	-	(5,655)	ChannelAdvisor Corp	Barclays Bank	(1,810)	(4,628)	Chemed Corp	Barclays Bank	16,918
2,409	Century Aluminum Co	Morgan Stanley	(795)	(11,113)	ChannelAdvisor Corp	Goldman Sachs	(9,668)	(1,607)	Chemed Corp	Goldman Sachs	6,942
12,715	Century Casinos Inc	Barclays Bank	10,172	(1,931)	ChannelAdvisor Corp	Morgan Stanley	(850)	(376)	Chemed Corp	HSBC	5,099
16,497	Century Casinos Inc	Goldman Sachs	(1,320)	(59,317)	ChargePoint Holdings Inc	Barclays Bank	(120,413)	(331)	Chemed Corp	Morgan Stanley	1,205
5,796	Century Casinos Inc	Morgan Stanley	4,637	1,943	Charles River Laboratories International Inc	Bank of America	13,640	(18,679)	ChemoCentryx Inc	Barclays Bank	(1,308)
(8,471)	Century Communities Inc	Barclays Bank	(19,144)	1,366	Charles River Laboratories International Inc	Merrill Lynch		(992)	ChemoCentryx Inc	Goldman Sachs	(3,204)
(12,050)	Century Communities Inc	Goldman Sachs	(5,302)	1,079	Charles River Laboratories International Inc	Barclays Bank	9,535	(7,566)	ChemoCentryx Inc	Morgan Stanley	(530)
(15,164)	Century Communities Inc	HSBC	(1,904)	4,330	Charles River Laboratories International Inc	Merrill Lynch		(7,124)	Chemours Co	Bank of America	(20,873)
(4,689)	Cerence Inc	Bank of America	(12,335)	7,621	Charles River Laboratories International Inc	Goldman Sachs	7,575	(8,465)	Chemours Co	Barclays Bank	(17,861)
(1,981)	Cerence Inc	Merrill Lynch		9,029	Charles River Laboratories International Inc	Morgan Stanley	30,223	(4,761)	Chemours Co	Goldman Sachs	(13,950)
(1,981)	Cerence Inc	Barclays Bank	(1,347)	3,327	Charles Schwab Corp	Merrill Lynch		(13,391)	Chemours Co	HSBC	(48,682)
(4,479)	Cerence Inc	Goldman Sachs	(12,631)	22,407	Charles Schwab Corp	Bank of America	45,062	(183)	Chemung Financial Corp	Bank of America	245
(2,888)	Cerence Inc	HSBC	(13,834)	5,047	Charles Schwab Corp	Merrill Lynch		(1,421)	Chemung Financial Corp	Merrill Lynch	711
(679)	Cerence Inc	Morgan Stanley	(462)	777	Charles Schwab Corp	Barclays Bank	45,145	1,118	Cheniere Energy Inc	Morgan Stanley	3,298
(3,427)	Cerevel Therapeutics Holdings Inc	Bank of America	(6,237)	(5,709)	Charles Schwab Corp	Goldman Sachs	22,452			Bank of America	
(19,915)	Cerevel Therapeutics Holdings Inc	Merrill Lynch		(1,649)	Charles Schwab Corp	HSBC	143,746	1,243	Cheniere Energy Inc	Merrill Lynch	
(3,988)	Cerevel Therapeutics Holdings Inc	Barclays Bank	(36,046)	1,243	Charles Schwab Corp	Morgan Stanley	25,235	9,583	Cheniere Energy Inc	Barclays Bank	9,893
(2,862)	Cerevel Therapeutics Holdings Inc	Goldman Sachs	(7,258)	2,874	Chart Industries Inc	Bank of America	6,580	6,226	Cheniere Energy Inc	Goldman Sachs	34,243
2,151	Ceridian HCM Holding Inc	Merrill Lynch		268	Chart Industries Inc	Merrill Lynch		8,257	Cheniere Energy Inc	HSBC	25,679
7,268	Ceridian HCM Holding Inc	Barclays Bank	6,178	2,435	Chart Industries Inc	Goldman Sachs	15,189	3,489	Cheniere Energy Inc	Morgan Stanley	39,348
9,373	Ceridian HCM Holding Inc	Goldman Sachs	19,683	(9,847)	Chart Industries Inc	Barclays Bank	(5,481)	2,976	Cherry Hill Mortgage Investment Corp (REIT)	Bank of America	186
6,014	Ceridian HCM Holding Inc	HSBC	27,123	(17,538)	Chart Industries Inc	Goldman Sachs	(20,151)		Cherry Hill Mortgage Investment Corp (REIT)	Merrill Lynch	862
7,752	Ceridian HCM Holding Inc	Morgan Stanley	6,589	(90,998)	Chart Industries Inc	HSBC	12,540	6,226	Cherry Hill Mortgage Investment Corp (REIT)	Barclays Bank	934
(7,536)	Certara Inc	Bank of America	(13,791)	(2,285)	Charter Communications Inc 'A'	Bank of America	124,502	8,257	Cherry Hill Mortgage Investment Corp (REIT)	HSBC	3,881
(7,991)	Certara Inc	Merrill Lynch		2,498	Charter Communications Inc 'A'	Barclays Bank	8,841	3,489	Cherry Hill Mortgage Investment Corp (REIT)	Morgan Stanley	314
(26,142)	Certara Inc	Barclays Bank	(5,993)	1,482	Charter Communications Inc 'A'	HSBC	104,681	2,976	Chesapeake Energy Corp	Bank of America	39,015
(1,375)	Certara Inc	Goldman Sachs	(47,840)	(6,208)	Chase Corp	Bank of America	104,681			Merrill Lynch	
(17,152)	Certara Inc	HSBC	(4,153)	(9,847)	Chatham Lodging Trust (REIT)	Goldman Sachs	(5,219)	(8,567)	Chesapeake Energy Corp	Barclays Bank	(53,715)
22,324	Cerus Corp	Morgan Stanley	(12,864)	(17,538)	Chatham Lodging Trust (REIT)	Barclays Bank	(12,452)	13,254	Chesapeake Energy Corp	Barclays Bank	83,102
60,890	Cerus Corp	Barclays Bank	4,465	(90,998)	Chatham Lodging Trust (REIT)	Goldman Sachs	(44,843)	4,590	Chesapeake Energy Corp	HSBC	76,712
32,555	Cerus Corp	HSBC	18,267	(2,285)	Chatham Lodging Trust (REIT)	Morgan Stanley	(1,165)	(740)	Chesapeake Energy Corp	HSBC	6,910
(30,748)	Ceva Inc	Morgan Stanley	6,511	2,498	CHC Group Ltd*	Morgan Stanley	(1,124)		Chesapeake Utilities Corp	Bank of America	(176)
(18,348)	Ceva Inc	Goldman Sachs	(44,402)	1,482	Check Point Software Technologies Ltd	Bank of America	4,105	(738)	Chesapeake Utilities Corp	Barclays Bank	(613)
(5,657)	Ceva Inc	HSBC	(10,692)	(6,208)	Check Point Software Technologies Ltd	Merrill Lynch		(3,047)	Chesapeake Utilities Corp	HSBC	(15,991)
(2,838)	Ceva Inc	Morgan Stanley	(8,372)	(9,210)	Check Point Software Technologies Ltd	Barclays Bank	(7,077)	(1,458)	Chesapeake Utilities Corp	Morgan Stanley	(396)
4,417	CF Industries Holdings Inc	Bank of America	(30,212)	6,791	Check Point Software Technologies Ltd	Barclays Bank	1,265	(853)	Chevron Corp	Barclays Bank	(7,353)
2,820	CF Industries Holdings Inc	Merrill Lynch		1,110	Check Point Software Technologies Ltd	Goldman Sachs	(25,512)	(19,737)	Chevron Corp	Goldman Sachs	(144,672)
829	CF Industries Holdings Inc	Goldman Sachs	(15,996)	(9,210)	Check Point Software Technologies Ltd	HSBC		(1,559)	Chevron Corp	Morgan Stanley	(8,053)
(1,439)	CF Industries Holdings Inc	HSBC	293	6,791	Check Point Software Technologies Ltd	Goldman Sachs	37,623	(13,455)	Chevy Inc 'A'	Bank of America	3,359
2,171	CF Industries Holdings Inc	Morgan Stanley	(1,997)	(5,335)	Checkpoint Therapeutics Inc	Barclays Bank	(133)	(11,556)	Chevy Inc 'A'	Merrill Lynch	
(3,613)	CH Robinson Worldwide Inc	Bank of America	3,330	(39,455)	Checkpoint Therapeutics Inc	Goldman Sachs	(6,510)	(13,906)	Chevy Inc 'A'	Barclays Bank	(16,410)
(6,083)	CH Robinson Worldwide Inc	Merrill Lynch		2,431	CheeseCake Factory Inc	Bank of America	10,833	(57)	Chevy Inc 'A'	HSBC	1
(990)	CH Robinson Worldwide Inc	Barclays Bank	(8,395)	19,334	CheeseCake Factory Inc	Merrill Lynch		(326)	Chevy Inc 'A'	Morgan Stanley	(463)
(3,892)	CH Robinson Worldwide Inc	Goldman Sachs	900	7,349	CheeseCake Factory Inc	Goldman Sachs	36,198	1,632	Chicken Soup For The Soul Entertainment Inc	Barclays Bank	1,289
(25,869)	Champions Oncology Inc	HSBC	9,206	2,926	CheeseCake Factory Inc	HSBC	(873)	1,394	Chicken Soup For The Soul Entertainment Inc	Goldman Sachs	2,314
(2,664)	Champions Oncology Inc	Bank of America	(3,104)	7,401	Chefs' Warehouse Inc	Morgan Stanley	12,406	13,459	Chico's FAS Inc	Barclays Bank	9,690
(2,471)	Champions Oncology Inc	Merrill Lynch		1,923	Chefs' Warehouse Inc	Barclays Bank	16,060	16,305	Chico's FAS Inc	Goldman Sachs	(489)
(1,719)	Change Healthcare Inc	Barclays Bank	27,164	2,539	Chefs' Warehouse Inc	Goldman Sachs	(981)	6,005	Chico's FAS Inc	HSBC	1,441
45,273	Change Healthcare Inc	Goldman Sachs	(5,129)	(13,108)	Chegg Inc	HSBC	507	15,721	Chico's FAS Inc	Morgan Stanley	11,319
(8,548)	Change Healthcare Inc	Barclays Bank	(5,129)	(72,603)	Chembio Diagnostics Inc	Barclays Bank	(11,011)	4,060	Children's Place Inc	Bank of America	(412)
16,001	Change Healthcare Inc	Goldman Sachs	13,441	(33,416)	Chembio Diagnostics Inc	Bank of America	(5,968)			Merrill Lynch	
(14,496)	Change Healthcare Inc	HSBC	(11,835)	(10,138)	Chembio Diagnostics Inc	Merrill Lynch		7,527	Children's Place Inc	Goldman Sachs	75
25,233	Change Healthcare Inc	HSBC	21,953		Chembio Diagnostics Inc	Barclays Bank	685	(12,599)	Chimera Investment Corp (REIT)	Bank of America	(3,780)
						HSBC	(912)			Merrill Lynch	

ブラックロック・ストラテジック・ファンズ ブラックロック・アメリカズ・ダイバーシファイド・エクイティ・アブソルート・リターン・ファンド

保有高	銘柄	取引相手	未実現損益額(株) (米ドル)	保有高	銘柄	取引相手	未実現損益額(株) (米ドル)	保有高	銘柄	取引相手	未実現損益額(株) (米ドル)
(33,342)	Chimera Investment Corp (REIT)	Barclays Bank	(14,004)	17,362	Ciena Corp	Bank of America Merrill Lynch	5,113	(113,720)	Citus Pharmaceuticals Inc	HSBC	3,594
								828	Citizens & Northern Corp	Bank of America Merrill Lynch	8
(80,308)	Chimera Investment Corp (REIT)	Goldman Sachs	(24,092)	13,589	Ciena Corp	Barclays Bank	15,220	1,398	Citizens & Northern Corp	Barclays Bank	(308)
(61,757)	Chimera Investment Corp (REIT)	HSBC	(95)	14,350	Ciena Corp	Goldman Sachs	783	5,425	Citizens & Northern Corp	Goldman Sachs	54
(75,690)	Chimera Investment Corp (REIT)	Morgan Stanley	(31,790)	29,801	Ciena Corp	HSBC	(20,379)	2,867	Citizens & Northern Corp	HSBC	(172)
(12,698)	Chiimerix Inc	Bank of America Merrill Lynch	(3,048)	2,296	Ciena Corp	Morgan Stanley	2,571	1,467	Citizens & Northern Corp	Morgan Stanley	(253)
(17,595)	Chiimerix Inc	Barclays Bank	7,918	2,947	Cigna Corp	Barclays Bank	20,364	(9,601)	Citizens Financial Group Inc	Bank of America Merrill Lynch	(24,949)
(62,335)	Chiimerix Inc	Goldman Sachs	(7,936)	5,616	Cigna Corp	Goldman Sachs	21,285	11,060	Citizens Financial Group Inc	Bank of America Merrill Lynch	29,530
(66,116)	Chiimerix Inc	HSBC	67,435	1,258	Cigna Corp	Morgan Stanley	8,693				
1,840	Chinook Therapeutics Inc	Barclays Bank	1,343	527	Cimpress Plc	Bank of America Merrill Lynch	(612)	(15,082)	Citizens Financial Group Inc	Barclays Bank	(24,282)
2,984	Chinook Therapeutics Inc	Goldman Sachs	5,222	834	Cimpress Plc	Barclays Bank	375	4,493	Citizens Financial Group Inc	Barclays Bank	7,234
4,665	Chinook Therapeutics Inc	Morgan Stanley	3,405	8,391	Cimpress Plc	Goldman Sachs	336	(62,151)	Citizens Financial Group Inc	Goldman Sachs	(166,087)
(64)	Chipotle Mexican Grill Inc	Bank of America Merrill Lynch	(5,880)	2,532	Cimpress Plc	HSBC	(937)	38,650	Citizens Financial Group Inc	Goldman Sachs	103,195
(1,152)	Chipotle Mexican Grill Inc	Goldman Sachs	(105,846)	1,333	Cimpress Plc	Morgan Stanley	600	7,692	Citizens Financial Group Inc	HSBC	9,538
228	Chipotle Mexican Grill Inc	Goldman Sachs	19,830	2,975	Cincinnati Financial Corp	Bank of America Merrill Lynch	(91)	(6,193)	Citizens Financial Group Inc	Morgan Stanley	(9,971)
467	Chipotle Mexican Grill Inc	HSBC	53,415	(233)	Cincinnati Financial Corp	Bank of America Merrill Lynch		10,909	Citizens Financial Group Inc	Morgan Stanley	17,563
(3399)	Chipotle Mexican Grill Inc	Morgan Stanley	(34,293)	8,971	Cincinnati Financial Corp	Barclays Bank	8,725	(944)	Citizens Holding Co	Bank of America Merrill Lynch	(302)
123	Chipotle Mexican Grill Inc	Morgan Stanley	12,443	(3,315)	Cincinnati Financial Corp	Barclays Bank	(3,845)	(8,513)	Citizens Holding Co	Goldman Sachs	(2,724)
2,919	Choice Hotels International Inc	Bank of America Merrill Lynch	4,908	3,199	Cincinnati Financial Corp	Goldman Sachs	2,098	63,873	Citizens Inc	Barclays Bank	(3,194)
7,926	Choice Hotels International Inc	Barclays Bank	30,515	1,061	Cincinnati Financial Corp	HSBC	2,563	9,592	Citizens Inc	Goldman Sachs	1,055
34,677	Choice Hotels International Inc	Goldman Sachs	35,024	1,336	Cincinnati Financial Corp	Morgan Stanley	1,550	29,037	Citizens Inc	HSBC	17,422
17,532	Choice Hotels International Inc	HSBC	25,773	(2,752)	Cincinnati Financial Corp	Morgan Stanley	(3,872)	17,295	Citizens Inc	Morgan Stanley	(865)
5,585	Choice Hotels International Inc	Morgan Stanley	21,502	4,488	CinCor Pharma Inc	Goldman Sachs	(27,736)	(1,625)	City Holding Co	Barclays Bank	(2,235)
1,208	ChoiceOne Financial Services Inc	Bank of America Merrill Lynch	302	30,092	Cinemark Holdings Inc	Barclays Bank	37,314	(3,626)	City Holding Co	Goldman Sachs	(7,748)
2,527	ChoiceOne Financial Services Inc	Barclays Bank	(3,007)	26,924	Cinemark Holdings Inc	Goldman Sachs	30,424	(2,755)	City Holding Co	HSBC	(5,038)
4,491	ChoiceOne Financial Services Inc	HSBC	(7,949)	4,897	Cinemark Holdings Inc	HSBC	12,729	(2,415)	City Holding Co	Morgan Stanley	(3,801)
283	ChoiceOne Financial Services Inc	Morgan Stanley	(337)	414	Cinemark Holdings Inc	Morgan Stanley	513	(8,200)	Civeo Corp	Bank of America Merrill Lynch	(19,270)
(15,887)	ChromaDex Corp	Barclays Bank	(1,271)	(79)	Cintas Corp	Bank of America Merrill Lynch	(1,970)	(4,241)	Civeo Corp	Barclays Bank	(6,192)
(4,861)	ChromaDex Corp	HSBC	(875)	472	Cintas Corp	Bank of America Merrill Lynch	7,552	(5,576)	Civeo Corp	Goldman Sachs	(13,104)
(11,012)	Chubb Ltd	Barclays Bank	(14,095)	(744)	Cintas Corp	Barclays Bank	(17,447)	16,910	Civista Bancshares Inc	Bank of America Merrill Lynch	4,058
(20,058)	Chubb Ltd	Goldman Sachs	(11,834)	1,146	Cintas Corp	Barclays Bank	26,874	19,085	Civista Bancshares Inc	Barclays Bank	5,344
(4,593)	Chubb Ltd	HSBC	(15,948)	1,749	Cintas Corp	Goldman Sachs	25,150	21,425	Civista Bancshares Inc	Goldman Sachs	5,142
1,680	Chubb Ltd	HSBC	(4,460)	(8,142)	Cintas Corp	HSBC	(158,769)	8,392	Civista Bancshares Inc	HSBC	1,175
1,368	Chubb Ltd	Morgan Stanley	1,751	565	Cintas Corp	HSBC	9,082	25,088	Civista Bancshares Inc	Morgan Stanley	7,025
8,605	Church & Dwight Co Inc	Barclays Bank	(4,990)	252	Cintas Corp	Morgan Stanley	5,909	(9,792)	Civitas Resources Inc	Barclays Bank	(89,891)
32,729	Church & Dwight Co Inc	Goldman Sachs	(319,762)	(45,857)	Cipher Mining Inc	Barclays Bank	(14,674)	(19,148)	Civitas Resources Inc	Goldman Sachs	(272,887)
22,898	Church & Dwight Co Inc	HSBC	(211,315)	(23,227)	CIRCOR International Inc	Barclays Bank	9,988	(5,241)	Civitas Resources Inc	HSBC	(102,724)
683	Church & Dwight Co Inc	Morgan Stanley	(635)	(12,515)	CIRCOR International Inc	Goldman Sachs	1,126	(35,301)	Clarivate Plc	Barclays Bank	-
(7,614)	Churchill Downs Inc	Barclays Bank	(124,565)	(983)	CIRCOR International Inc	Morgan Stanley	423	(17,423)	Clarivate Plc	Goldman Sachs	(6,621)
(8,558)	Churchill Downs Inc	Goldman Sachs	(77,022)	1,945	Cirrus Logic Inc	Bank of America Merrill Lynch	4,707	(23,505)	Clarivate Plc	HSBC	(3,996)
(5,221)	Churchill Downs Inc	HSBC	(87,242)	11,733	Cirrus Logic Inc	Barclays Bank	22,058	(11,725)	Clarivate Plc	Morgan Stanley	-
(2,548)	Churchill Downs Inc	Morgan Stanley	(41,685)	18,022	Cirrus Logic Inc	Goldman Sachs	38,548	(25,980)	Clarus Corp	Barclays Bank	(67,288)
(8,290)	Chuy's Holdings Inc	Barclays Bank	(11,109)	6,249	Cirrus Logic Inc	HSBC	27,868	(42,513)	Clarus Corp	Goldman Sachs	(54,842)
(989)	Chuy's Holdings Inc	HSBC	477	2,877	Cisco Systems Inc	Bank of America Merrill Lynch	(11,738)	(7,052)	Clarus Corp	HSBC	(11,918)
(1,046)	Chuy's Holdings Inc	Morgan Stanley	(209)					17,327	Clean Energy Fuels Corp	Barclays Bank	10,781
25,781	Cidara Therapeutics Inc	Bank of America Merrill Lynch	335	(99,129)	Cisco Systems Inc	Barclays Bank	(152,493)	5,481	Clean Energy Fuels Corp	HSBC	1,433
44,185	Cidara Therapeutics Inc	Barclays Bank	(80)	35,992	Cisco Systems Inc	Barclays Bank	56,507	(1,486)	Clean Harbors Inc	Bank of America Merrill Lynch	(3,909)
74,154	Cidara Therapeutics Inc	Goldman Sachs	964	(8,565)	Cisco Systems Inc	HSBC	992	942	Clean Harbors Inc	Bank of America Merrill Lynch	2,214
37,772	Cidara Therapeutics Inc	HSBC	(10,198)	23,092	Cisco Systems Inc	HSBC	(93,292)	(2,503)	Clean Harbors Inc	Barclays Bank	(6,401)
				7,309	Cisco Systems Inc	Morgan Stanley	11,475	5,341	Clean Harbors Inc	Barclays Bank	10,789
				635	Citi Trends Inc	Bank of America Merrill Lynch	(76)	1,200	Clean Harbors Inc	Goldman Sachs	2,820
				4,076	Citi Trends Inc	Barclays Bank	13,899	(699)	Clean Harbors Inc	HSBC	(1,548)
				4,175	Citi Trends Inc	Goldman Sachs	(501)	1,080	Clean Harbors Inc	HSBC	3,450
				1,236	Citi Trends Inc	HSBC	25	1,550	Clean Harbors Inc	Morgan Stanley	3,131
				31,074	Citigroup Inc	Barclays Bank	24,859	(44,332)	Cleanspark Inc	Barclays Bank	(27,664)
				31,341	Citigroup Inc	Goldman Sachs	191,494	(1,145)	Cleanspark Inc	Goldman Sachs	(149)
				19,892	Citigroup Inc	HSBC	73,203	(12,681)	Cleanspark Inc	HSBC	(4,946)
				13,298	Citigroup Inc	Morgan Stanley	10,638				

ブラックロック・ストラテジック・ファンズ ブラックロック・アメリカズ・ダイバーシファイド・エクイティ・アブソルート・リターン・ファンド

保有高	銘柄	取引相手	未実現評価増益/(損) (米ドル)	保有高	銘柄	取引相手	未実現評価増益/(損) (米ドル)	保有高	銘柄	取引相手	未実現評価増益/(損) (米ドル)
(95,332)	Clear Channel Outdoor Holdings Inc	Barclays Bank	8,580	(17,496)	CNX Resources Corp	Goldman Sachs	(59,311)	778	Cogent Communications Holdings Inc	Morgan Stanley	2,482
(9,492)	Clear Secure Inc 'A'	Barclays Bank	(1,194)	4,264	CNX Resources Corp	Goldman Sachs	11	(9,185)	Cognex Corp	Barclays Bank	(5,327)
(2,783)	Clearfield Inc	Bank of America	(22,598)	5,909	CNX Resources Corp	HSBC	225	(4,888)	Cognex Corp	Goldman Sachs	293
(2,160)	Clearfield Inc	Merrill Lynch	(5,629)	(24,046)	CNX Resources Corp	HSBC	(94,501)	(9,182)	Cognex Corp	Morgan Stanley	(5,326)
(2,183)	Clearfield Inc	Barclays Bank	(5,659)	11,017	CNX Resources Corp	Morgan Stanley	108	2,783	Cognizant Technology Solutions Corp 'A'	Bank of America	4,146
(1,840)	Clearfield Inc	Goldman Sachs	(16,473)	(1,033)	CNX Resources Corp	Morgan Stanley	(1,911)	4,166	Cognizant Technology Solutions Corp 'A'	Merrill Lynch	9,290
(15,257)	ClearPoint Neuro Inc	HSBC	(6,713)	(2,314)	Coastal Financial Corp	Bank of America	(4,316)	10,495	Cognizant Technology Solutions Corp 'A'	Barclays Bank	19,988
(5,925)	ClearPoint Neuro Inc	Barclays Bank	(6,131)	(1,613)	Coastal Financial Corp	Barclays Bank	(2,879)	42,668	Cognizant Technology Solutions Corp 'A'	HSBC	(93,869)
(2,815)	ClearPoint Neuro Inc	Goldman Sachs	(11,139)	(5,249)	Coastal Financial Corp	Goldman Sachs	(9,789)	5,456	Cognizant Technology Solutions Corp 'A'	Morgan Stanley	12,167
(54,218)	Clearside Biomedical Inc	HSBC	(9,740)	(2,407)	Coastal Financial Corp	HSBC	1,649	3,593	Cohen & Steers Inc	Bank of America	18,097
(11,855)	Clearwater Paper Corp	Barclays Bank	(6,375)	(556)	Coastal Financial Corp	Morgan Stanley	(992)	14,255	Cohen & Steers Inc	Merrill Lynch	42,480
(4,242)	Clearwater Paper Corp	Barclays Bank	(28,215)	(10,694)	Coca-Cola Co	Barclays Bank	(3,315)	13,180	Cohen & Steers Inc	Goldman Sachs	67,086
(2,892)	Clearwater Paper Corp	Goldman Sachs	(5,939)	26,585	Coca-Cola Co	Barclays Bank	(22,551)	14,606	Cohen & Steers Inc	HSBC	7,887
1,999	Clearway Energy Inc 'A'	Goldman Sachs	(3,962)	(55,584)	Coca-Cola Co	Goldman Sachs	155,079	1,557	Cohen & Steers Inc	Morgan Stanley	4,640
45,100	Clearway Energy Inc 'A'	HSBC	4,778	26,850	Coca-Cola Co	Goldman Sachs	(74,912)	(5,395)	Coherent Inc	Barclays Bank	(13,865)
4,405	Clearway Energy Inc 'A'	Bank of America	8,580	(25,247)	Coca-Cola Co	HSBC	36,356	(8,482)	Coherent Inc	Goldman Sachs	(19,594)
8,995	Clearway Energy Inc 'A'	Barclays Bank	72,160	24,413	Coca-Cola Co	HSBC	(36,922)	(4,638)	Coherent Inc	HSBC	(14,842)
3,611	Clearway Energy Inc 'C'	Goldman Sachs	10,528	(18,183)	Coca-Cola Co	Morgan Stanley	(5,637)	15,768	Coherus Biosciences Inc	Barclays Bank	(8,089)
21,210	Clearway Energy Inc 'C'	HSBC	23,859	(53)	Coca-Cola Consolidated Inc	Goldman Sachs	(1,495)	10,531	Coherus Biosciences Inc	Goldman Sachs	(2,817)
17,501	Clearway Energy Inc 'C'	Barclays Bank	10,905	(44)	Coca-Cola Consolidated Inc	HSBC	(2,799)	36,359	Coherus Biosciences Inc	HSBC	(27,880)
(8,345)	Cleveland-Cliffs Inc	Merrill Lynch	46,662	(1,268)	Coca-Cola Consolidated Inc	Morgan Stanley	(18,564)	12,562	Coherus Biosciences Inc	Morgan Stanley	(7,663)
(43,566)	Cleveland-Cliffs Inc	Barclays Bank	60,028	1,066	Coca-Cola Europacific Partners Plc	Bank of America	885	4,324	Cohu Inc	Bank of America	9,037
(16,473)	Cleveland-Cliffs Inc	HSBC	(6,384)	8,098	Coca-Cola Europacific Partners Plc	Merrill Lynch	(4,616)	3,911	Cohu Inc	Merrill Lynch	8,459
(14,191)	Cleveland-Cliffs Inc	Goldman Sachs	(94,320)	14,416	Coca-Cola Europacific Partners Plc	Barclays Bank	11,965	772	Cohu Inc	Goldman Sachs	2,432
59,046	Clipper Realty Inc (REIT)	Barclays Bank	(6,384)	7,886	Coca-Cola Europacific Partners Plc	Goldman Sachs	4,416	7,093	Cohu Inc	HSBC	18,196
22,342	Clipper Realty Inc (REIT)	Goldman Sachs	(10,628)	(9,400)	Coda Octopus Group Inc	Barclays Bank	(7,489)	4,185	Cohu Inc	Morgan Stanley	6,452
2,419	Clorox Co	Bank of America	(13,182)	(2,093)	Coda Octopus Group Inc	Goldman Sachs	(3,384)	(2,468)	Coimbase Global Inc 'A'	Bank of America	(41,685)
4,528	Clorox Co	Merrill Lynch	(28,375)	12,501	Coda Octopus Group Inc	HSBC	558	(690)	Coimbase Global Inc 'A'	Merrill Lynch	(8,618)
1,480	Clorox Co	Barclays Bank	26,127	4,783	Coda Octopus Group Inc	HSBC	(879)	(758)	Coimbase Global Inc 'A'	Goldman Sachs	(12,803)
(3,555)	Clorox Co	Goldman Sachs	(17,360)	4,133	Codexis Inc	Bank of America	2,397	122,262	Colgate-Palmolive Co	Goldman Sachs	(66,898)
851	Clorox Co	Barclays Bank	26,127	17,758	Codexis Inc	Merrill Lynch	4,440	8,661	Collegium Pharmaceutical Inc	Bank of America	289
(2,957)	Clorox Co	Goldman Sachs	(14,946)	3,239	Codexis Inc	Barclays Bank	4,440	1,607	Collegium Pharmaceutical Inc	Merrill Lynch	346
(959)	Cloudfare Inc 'A'	Barclays Bank	(4,674)	12,298	Codexis Inc	Goldman Sachs	1,619	1,726	Collegium Pharmaceutical Inc	HSBC	(874)
(2,893)	Cloudfare Inc 'A'	Goldman Sachs	1,070	2,904	Co-Diagnostics Inc	Barclays Bank	778	1,570	Collegium Pharmaceutical Inc	HSBC	1,987
(18,079)	Cloudfare Inc 'A'	HSBC	(14,254)	6,484	Co-Diagnostics Inc	Barclays Bank	778	3,912	Colony Bankcorp Inc	Bank of America	704
(3,545)	Cloudfare Inc 'A'	Goldman Sachs	(883)	4,260	Co-Diagnostics Inc	Goldman Sachs	1,747	16,169	Colony Bankcorp Inc	Merrill Lynch	5,336
57,343	Clovis Oncology Inc	HSBC	(883)	3,448	Co-Diagnostics Inc	HSBC	4,034	14,091	Colony Bankcorp Inc	Barclays Bank	5,336
39,290	Clovis Oncology Inc	Morgan Stanley	(421)	(15,384)	Coderus Valley Bancorp Inc	Bank of America	(26,614)	14,091	Colony Bankcorp Inc	Goldman Sachs	2,536
48,943	Clovis Oncology Inc	Barclays Bank	(883)	(13,336)	Coderus Valley Bancorp Inc	Barclays Bank	(24,272)	9,698	Colony Bankcorp Inc	HSBC	(72)
27,325	Clovis Oncology Inc	Goldman Sachs	(6,275)	(12,664)	Coderus Valley Bancorp Inc	Goldman Sachs	(21,909)	13,083	Colony Bankcorp Inc	Morgan Stanley	4,317
(177)	CME Group Inc	HSBC	(391)	(6,145)	Coderus Valley Bancorp Inc	HSBC	(7,374)	(29,087)	Columbia Financial Inc	Barclays Bank	(18,325)
874	CME Group Inc	Merrill Lynch	7,132	(4,860)	Coderus Valley Bancorp Inc	Morgan Stanley	(8,845)	(52,660)	Columbia Financial Inc	Goldman Sachs	(24,111)
4,541	CME Group Inc	Barclays Bank	11,930	81,273	Coeur Mining Inc	Barclays Bank	21,537	(33,768)	Columbia Financial Inc	HSBC	(18,958)
939	CME Group Inc	Goldman Sachs	6,366	78,174	Coeur Mining Inc	Goldman Sachs	41,823	(1,628)	Columbia Sportsweaer Co	Morgan Stanley	(21,274)
109,234	CMS Energy Corp	HSBC	10,097	12,870	Coeur Mining Inc	HSBC	5,985	(42,744)	Columbia Sportsweaer Co	Barclays Bank	(84,458)
88,068	CMS Energy Corp	Bank of America	924	109,864	Coeur Mining Inc	Morgan Stanley	29,114	(12,502)	Columbia Sportsweaer Co	Goldman Sachs	36,055
6,916	CMS Energy Corp	Merrill Lynch	(391)	(23,534)	Cogent Biosciences Inc	Bank of America	(26,829)	(9,948)	Columbia Sportsweaer Co	HSBC	(3,184)
733	CNA Financial Corp	Barclays Bank	(23,751)	(13,336)	Codexis Inc	Barclays Bank	4,440	(9,937)	Columbus McKinnon Corp	Barclays Bank	(894)
(37,700)	CNA Financial Corp	Goldman Sachs	7,132	(12,664)	Codexis Inc	Goldman Sachs	1,619	(8,792)	Columbus McKinnon Corp	Goldman Sachs	(791)
(28,225)	CNA Financial Corp	HSBC	(391)	(6,145)	Codexis Inc	HSBC	(7,374)	(18,163)	Columbus McKinnon Corp	HSBC	22,900
708	CNA Financial Corp	Merrill Lynch	7,132	(4,860)	Codexis Inc	Morgan Stanley	(8,845)				
(8,137)	CNB Financial Corp	Barclays Bank	(1,496)	81,273	Coeur Mining Inc	Barclays Bank	21,537				
(8,156)	CNB Financial Corp	Goldman Sachs	(408)	78,174	Coeur Mining Inc	Goldman Sachs	41,823				
(8,772)	CNB Financial Corp	HSBC	(10,097)	12,870	Coeur Mining Inc	HSBC	5,985				
67,999	CNO Financial Group Inc	Bank of America	924	109,864	Coeur Mining Inc	Morgan Stanley	29,114				
16,855	CNO Financial Group Inc	Merrill Lynch	(391)	(23,534)	Cogent Biosciences Inc	Bank of America	(26,829)				
40,996	CNX Resources Corp	Barclays Bank	586	(13,336)	Codexis Inc	Barclays Bank	4,440				
		Goldman Sachs	7,132	(12,664)	Codexis Inc	Goldman Sachs	1,619				
		HSBC	(391)	(6,145)	Codexis Inc	HSBC	(7,374)				
		Merrill Lynch	7,132	(4,860)	Codexis Inc	Morgan Stanley	(8,845)				
		Barclays Bank	(1,496)	81,273	Coeur Mining Inc	Barclays Bank	21,537				
		Goldman Sachs	(408)	78,174	Coeur Mining Inc	Goldman Sachs	41,823				
		HSBC	(10,097)	12,870	Coeur Mining Inc	HSBC	5,985				
		Bank of America	924	109,864	Coeur Mining Inc	Morgan Stanley	29,114				
		Merrill Lynch	(391)	(23,534)	Cogent Biosciences Inc	Bank of America	(26,829)				
		Barclays Bank	(23,751)	(13,336)	Codexis Inc	Barclays Bank	4,440				
		Goldman Sachs	7,132	(12,664)	Codexis Inc	Goldman Sachs	1,619				
		HSBC	(391)	(6,145)	Codexis Inc	HSBC	(7,374)				
		Merrill Lynch	7,132	(4,860)	Codexis Inc	Morgan Stanley	(8,845)				
		Barclays Bank	(1,496)	81,273	Coeur Mining Inc	Barclays Bank	21,537				
		Goldman Sachs	(408)	78,174	Coeur Mining Inc	Goldman Sachs	41,823				
		HSBC	(10,097)	12,870	Coeur Mining Inc	HSBC	5,985				
		Bank of America	924	109,864	Coeur Mining Inc	Morgan Stanley	29,114				
		Merrill Lynch	(391)	(23,534)	Cogent Biosciences Inc	Bank of America	(26,829)				
		Barclays Bank	(23,751)	(13,336)	Codexis Inc	Barclays Bank	4,440				
		Goldman Sachs	7,132	(12,664)	Codexis Inc	Goldman Sachs	1,619				
		HSBC	(391)	(6,145)	Codexis Inc	HSBC	(7,374)				
		Merrill Lynch	7,132	(4,860)	Codexis Inc	Morgan Stanley	(8,845)				
		Barclays Bank	(1,496)	81,273	Coeur Mining Inc	Barclays Bank	21,537				
		Goldman Sachs	(408)	78,174	Coeur Mining Inc	Goldman Sachs	41,823				
		HSBC	(10,097)	12,870	Coeur Mining Inc	HSBC	5,985				
		Bank of America	924	109,864	Coeur Mining Inc	Morgan Stanley	29,114				
		Merrill Lynch	(391)	(23,534)	Cogent Biosciences Inc	Bank of America	(26,829)				
		Barclays Bank	(23,751)	(13,336)	Codexis Inc	Barclays Bank	4,440				
		Goldman Sachs	7,132	(12,664)	Codexis Inc	Goldman Sachs	1,619				
		HSBC	(391)	(6,145)	Codexis Inc	HSBC	(7,374)				
		Merrill Lynch	7,132	(4,860)	Codexis Inc	Morgan Stanley	(8,845)				
		Barclays Bank	(1,496)	81,273	Coeur Mining Inc	Barclays Bank	21,537				
		Goldman Sachs	(408)	78,174	Coeur Mining Inc	Goldman Sachs	41,823				
		HSBC	(10,097)	12,870	Coeur Mining Inc	HSBC	5,985				
		Bank of America	924	109,864	Coeur Mining Inc	Morgan Stanley	29,114				
		Merrill Lynch	(391)	(23,534)	Cogent Biosciences Inc	Bank of America	(26,829)				
		Barclays Bank	(23,751)	(13,336)	Codexis Inc	Barclays Bank	4,440				
		Goldman Sachs	7,132	(12,664)	Codexis Inc	Goldman Sachs	1,619				
		HSBC	(391)	(6,145)	Codexis Inc	HSBC	(7,374)				
		Merrill Lynch	7,132	(4,860)	Codexis Inc	Morgan Stanley	(8,845)				
		Barclays Bank	(1,496)	81,273	Coeur Mining Inc	Barclays Bank	21,537				
		Goldman Sachs	(408)	78,174	Coeur Mining Inc	Goldman Sachs	41,823				
		HSBC	(10,097)	12,870	Coeur Mining Inc	HSBC	5,985				
		Bank of America	924	109,864	Coeur Mining Inc	Morgan Stanley	29,114				
		Merrill Lynch	(391)	(23,534)	Cogent Biosciences Inc	Bank of America	(26,829)				
		Barclays Bank	(23,751)	(13,336)	Codexis Inc	Barclays Bank	4,440				
		Goldman Sachs	7,132	(12,664)	Codexis Inc	Goldman Sachs	1,619				
		HSBC	(391)	(6,145)	Codexis Inc	HSBC	(7,374)				
		Merrill Lynch	7,132	(4,860)	Codexis Inc	Morgan Stanley	(8,845)				

ブラックロック・ストラテジック・ファンズ ブラックロック・アメリカズ・ダイバーシファイド・エクイティ・アブソルート・リターン・ファンド

保有高	銘柄	取引相手	未実現評価益/(損) (米ドル)	保有高	銘柄	取引相手	未実現評価益/(損) (米ドル)	保有高	銘柄	取引相手	未実現評価益/(損) (米ドル)
13,303	Comcast Corp 'A'	Barclays Bank	12,106	(3,224)	Community Health Systems Inc	Goldman Sachs	3,450	5,925	Concrete Pumping Holdings Inc	Bank of America Merrill Lynch	3,849
45,240	Comcast Corp 'A'	Goldman Sachs	86,860	(8,752)	Community Health Systems Inc	HSBC	11,371	2,740	Concrete Pumping Holdings Inc	Barclays Bank	1,014
37,579 (6,200)	Comcast Corp 'A' Comerica Inc	HSBC Bank of America Merrill Lynch	151,443 (41,230)	(18,435)	Community Healthcare Trust Inc (REIT)	Barclays Bank	(17,513)	4,766	Concrete Pumping Holdings Inc	Goldman Sachs	3,417
1,878	Comerica Inc	Bank of America Merrill Lynch	12,489	(32,794)	Community Healthcare Trust Inc (REIT)	Goldman Sachs	(23,284)	14,940	Concrete Pumping Holdings Inc	HSBC	2,988
(10,658)	Comerica Inc	Barclays Bank	(52,544)	(29,439)	Community Healthcare Trust Inc (REIT)	HSBC	294	5,620	Concrete Pumping Holdings Inc	Morgan Stanley	2,079
10,989	Comerica Inc	Barclays Bank	54,176	(6,237)	Community Healthcare Trust Inc (REIT)	Morgan Stanley	(5,925)	12,770	Conduent Inc	Barclays Bank	2,937
(15,935)	Comerica Inc	Goldman Sachs	(105,968)	13,994	Community Trust Bancorp Inc	Merrill Lynch		72,547	Conduent Inc	Goldman Sachs	24,666
11,654	Comerica Inc	Goldman Sachs	75,056	28,795	Community Trust Bancorp Inc	Barclays Bank	288	21,834	Conduent Inc	HSBC	9,389
(11,492)	Comerica Inc	HSBC	(37,694)	16,131	Community Trust Bancorp Inc	Goldman Sachs	18,873	(6,286)	Confluent Inc 'A'	Barclays Bank	(12,195)
5,001	Comerica Inc	HSBC	37,227	(4,741)	CommVault Systems Inc	Merrill Lynch		(2,145)	Confluent Inc 'A'	Goldman Sachs	(4,204)
(3,712)	Comerica Inc	Morgan Stanley	(18,300)	(7,766)	CommVault Systems Inc	Barclays Bank	(9,931)	(5,824)	Confluent Inc 'A'	HSBC	(7,979)
1,767	Comfort Systems USA Inc	Bank of America Merrill Lynch	11,477	(2,525)	CommVault Systems Inc	Goldman Sachs	(2,044)	(1,924)	Confluent Inc 'A'	Morgan Stanley	(3,733)
7,653	Comfort Systems USA Inc	Barclays Bank	46,454	(8,700)	CommVault Systems Inc	HSBC	(28,848)	(463)	CONMED Corp	Bank of America Merrill Lynch	394
4,691	Comfort Systems USA Inc	Goldman Sachs	28,709	(7,705)	CommVault Systems Inc	Morgan Stanley	(1,241)	(8,971)	CONMED Corp	Barclays Bank	(18,480)
2,023	Comfort Systems USA Inc	HSBC	14,138	(8,006)	Compass Minerals International Inc	Barclays Bank	(7,125)	(5,124)	CONMED Corp	Goldman Sachs	4,322
(11,458)	Commerce Bancshares Inc	Bank of America Merrill Lynch	(16,958)	(2,967)	CompuSecure Inc	Morgan Stanley	(475)	(1,015)	CONMED Corp	HSBC	(2,166)
(44,922)	Commerce Bancshares Inc	Barclays Bank	(69,180)	(10,333)	Computer Programs and Systems Inc	Goldman Sachs	1,550	(1,141)	CONMED Corp	Morgan Stanley	(2,350)
(11,990)	Commerce Bancshares Inc	Goldman Sachs	(60,023)	862	CompX International Inc	Bank of America Merrill Lynch	720	7,878	ConnectOne Bancorp Inc	Bank of America Merrill Lynch	6,854
(47,620)	Commerce Bancshares Inc	HSBC	23,810	5,581	CompX International Inc	Barclays Bank	(474)	17,776	ConnectOne Bancorp Inc	Barclays Bank	24,463
(34,778)	Commerce Bancshares Inc	Morgan Stanley	(53,558)	2,748	CompX International Inc	Goldman Sachs	2,295	17,776	ConnectOne Bancorp Inc	Goldman Sachs	14,080
(7,407)	Commercial Metals Co	Bank of America Merrill Lynch	(26,591)	4,049	CompX International Inc	Morgan Stanley	(344)	14,099	ConnectOne Bancorp Inc	HSBC	(10,010)
3,709	Commercial Metals Co	Bank of America Merrill Lynch	11,206	77,152	comScore Inc	Barclays Bank	386	9,449	ConnectOne Bancorp Inc	Morgan Stanley	6,331
(7,452)	Commercial Metals Co	Barclays Bank	(16,022)	4,455	comScore Inc	Morgan Stanley	22	4,263	Corn's Inc	Barclays Bank	4,434
24,193	Commercial Metals Co	Barclays Bank	52,015	(4,039)	Comstock Mining Inc	Barclays Bank	40	8,998	Corn's Inc	Goldman Sachs	(7,648)
(4,297)	Commercial Metals Co	Goldman Sachs	(15,426)	(8,847)	Comstock Mining Inc	Goldman Sachs	177	1,664	Corn's Inc	HSBC	(3,078)
11,052	Commercial Metals Co	Goldman Sachs	39,676	(10,205)	Comstock Mining Inc	Morgan Stanley	102	1,643	Corn's Inc	Morgan Stanley	1,709
11,624	Commercial Metals Co	HSBC	24,309	(3,188)	Comstock Resources Inc	Bank of America Merrill Lynch	(14,410)	(8,795)	ConocoPhillips	Bank of America Merrill Lynch	(101,411)
8,584	Commercial Metals Co	Morgan Stanley	19,450	(13,227)	Comstock Resources Inc	Barclays Bank	(42,723)	(25,707)	ConocoPhillips	Barclays Bank	(203,085)
(2,653)	Commercial Vehicle Group Inc	Barclays Bank	(1,327)	(29,346)	Comstock Resources Inc	Goldman Sachs	(132,644)	(13,465)	ConocoPhillips	HSBC	(256,557)
(6,882)	Commercial Vehicle Group Inc	Goldman Sachs	(1,652)	(10,566)	Comstock Resources Inc	HSBC	(55,153)	(6,633)	ConocoPhillips	Morgan Stanley	(52,401)
(10,141)	Commercial Vehicle Group Inc	HSBC	2,738	(24,870)	Comstock Resources Inc	Morgan Stanley	(80,330)	(409)	Consensus Cloud Solutions Inc	Bank of America Merrill Lynch	(573)
996	CommScope Holding Co Inc	Bank of America Merrill Lynch	369	(32,611)	Comtech Telecommunications Corp	Barclays Bank	(9,131)	(2,143)	Consensus Cloud Solutions Inc	Barclays Bank	4,715
47,734	CommScope Holding Co Inc	Goldman Sachs	17,662	(24,565)	Comtech Telecommunications Corp	Goldman Sachs	(16,213)	(4,640)	Consensus Cloud Solutions Inc	Goldman Sachs	(6,496)
29,270	CommScope Holding Co Inc	HSBC	21,367	(30,743)	Conagra Brands Inc	Bank of America Merrill Lynch	92,083	(3,926)	Consensus Cloud Solutions Inc	HSBC	2,373
20,111	CommScope Holding Co Inc	Morgan Stanley	11,463	(13,227)	Conagra Brands Inc	Barclays Bank	(42,723)	(33,309)	Consolidated Communications Holdings Inc	Bank of America Merrill Lynch	(12,657)
(35,178)	Community Bank System Inc	Barclays Bank	(20,051)	(29,346)	Conagra Brands Inc	Goldman Sachs	(132,644)	(30,019)	Consolidated Communications Holdings Inc	Barclays Bank	(13,208)
(44,127)	Community Bank System Inc	Goldman Sachs	(98,844)	(10,566)	Conagra Brands Inc	HSBC	(55,153)	(41,091)	Consolidated Communications Holdings Inc	Goldman Sachs	(15,615)
(45,613)	Community Bank System Inc	HSBC	(12,772)	(24,870)	Comstock Resources Inc	Morgan Stanley	(80,330)	(17,040)	Consolidated Edison Inc	Barclays Bank	(31,865)
1,434	Community Financial Corp	Bank of America Merrill Lynch	3,449	(32,611)	Comstock Resources Inc	Barclays Bank	(9,131)	3,519	Consolidated Edison Inc	Goldman Sachs	15,871
3,727	Community Financial Corp	Barclays Bank	5,572	(24,565)	Comstock Resources Inc	Goldman Sachs	(16,213)	(5,865)	Consolidated Edison Inc	Goldman Sachs	(26,451)
590	Community Financial Corp	Goldman Sachs	1,419	(30,743)	Conagra Brands Inc	Bank of America Merrill Lynch	92,083	(10,307)	Consolidated Edison Inc	HSBC	60,363
3,293	Community Financial Corp	Morgan Stanley	4,923	42,007	Conagra Brands Inc	Barclays Bank	3,361	(10,308)	Consolidated Edison Inc	HSBC	(53,292)
(3,640)	Community Health Systems Inc	Bank of America Merrill Lynch	3,895	79,906	Conagra Brands Inc	Goldman Sachs	(257,297)	14,907	Consolidated Edison Inc	Morgan Stanley	27,876
(16,137)	Community Health Systems Inc	Barclays Bank	8,553	(15,972)	Conagra Brands Inc	Goldman Sachs	12,064	(5,782)	Consolidated Edison Inc	Morgan Stanley	(10,812)
				(12,719)	Conagra Brands Inc	HSBC	49,223	(27,051)	Consolidated Water Co Ltd	Bank of America Merrill Lynch	(72,497)
				(2,024)	Concentrix Corp	Bank of America Merrill Lynch	(20,240)	(43,008)	Consolidated Water Co Ltd	Barclays Bank	(11,182)
				(6,787)	Concentrix Corp	Barclays Bank	(58,707)	(56,967)	Consolidated Water Co Ltd	Goldman Sachs	(152,672)
				(2,971)	Concentrix Corp	HSBC	(32,934)	(3,899)	Consolidated Water Co Ltd	Morgan Stanley	(1,014)

ブラックロック・ストラテジック・ファンズ ブラックロック・アメリカズ・ダイバーシファイド・エクイティ・アブソルート・リターン・ファンド

保有高	銘柄	取引相手	未実現損益額/(損) (米ドル)	保有高	銘柄	取引相手	未実現損益額/(損) (米ドル)	保有高	銘柄	取引相手	未実現損益額/(損) (米ドル)
951	Constellation Brands Inc 'A'	Bank of America Merrill Lynch	3,076	(2,484) (27,086)	Copart Inc Copart Inc	Barclays Bank Goldman Sachs	(8,520) (100,489)	(13,508) 2,399	CoStar Group Inc Costco Wholesale Corp	HSBC Bank of America	(59,528) (80,343)
1,248	Constellation Brands Inc 'A'	Barclays Bank	1,133	(2,553)	Copart Inc	HSBC	(9,212)	3,407	Costco Wholesale Corp	Merrill Lynch	107,525
5,203	Constellation Brands Inc 'A'	Goldman Sachs	29,263	(821)	Copart Inc	Morgan Stanley	(2,215)	4,338	Costco Wholesale Corp	Barclays Bank	(128,476)
(5,012)	Constellation Brands Inc 'A'	HSBC	14,785	4,465	Concept Therapeutics Inc	Bank of America Merrill Lynch	8,796	1,243	Costco Wholesale Corp	HSBC	(46,973)
(14,061)	Constellation Energy Corp	Barclays Bank	(90,412)	15,361	Concept Therapeutics Inc	Barclays Bank	14,747	4,289	Costco Wholesale Corp	Morgan Stanley	135,361
(55,970)	Constellation Energy Corp	Goldman Sachs	(360,447)	13,488	Concept Therapeutics Inc	HSBC	31,669	(39,046)	Coterra Energy Inc	Goldman Sachs	(194,840)
(29,088)	Constellation Energy Corp	HSBC	(156,159)	(10,741)	Concept Therapeutics Inc	Morgan Stanley	1,658	(18,395)	Coterra Energy Inc	HSBC	(114,601)
(10,741)	Constellation Energy Corp	Morgan Stanley	(69,065)	28,953	Constellation SE	Barclays Bank	14,476	2,985	Coty Inc 'A'	Bank of America Merrill Lynch	2,269
(22,973)	Construction Partners Inc 'A'	Barclays Bank	(26,878)	(18,494)	Partners Inc 'A'	Barclays Bank	(25,521)	11,324	Coty Inc 'A'	Barclays Bank	8,040
(8,293)	Construction Partners Inc 'A'	Goldman Sachs	(3,981)	(4,764)	Core & Main Inc 'A'	Goldman Sachs	(14,007)	(9,230)	Coty Inc 'A'	Barclays Bank	(6,553)
(4,594)	Construction Partners Inc 'A'	HSBC	(10,520)	(20,751)	Core & Main Inc 'A'	HSBC	(42,211)	61,821	Coty Inc 'A'	Goldman Sachs	46,252
(5,393)	Construction Partners Inc 'A'	Morgan Stanley	(6,310)	(5,139)	Core & Main Inc 'A'	Morgan Stanley	(7,092)	10,365	Coty Inc 'A'	HSBC	2,902
15,516	Consumer Portfolio Services Inc	Morgan Stanley	14,895	(3,782)	CoreCard Corp	Bank of America Merrill Lynch	(1,778)	6,045	Coty Inc 'A'	Morgan Stanley	4,292
(16,739)	Container Store Group Inc	Barclays Bank	(8,704)	(11,384)	CoreCard Corp	Barclays Bank	(7,286)	(11,381)	Couchbase Inc	Barclays Bank	(10,100)
(6,930)	Container Store Group Inc	Goldman Sachs	(2,495)	(2,195)	CoreCard Corp	Morgan Stanley	(1,405)	(13,362)	Couchbase Inc	HSBC	7,483
(2,556)	Container Store Group Inc	HSBC	(281)	(15,578)	CoreCivic Inc (REIT)	Barclays Bank	(9,035)	1,933	Coupa Software Inc	Bank of America Merrill Lynch	2,474
10,672	Continental Resources Inc	Bank of America Merrill Lynch	117,466	(22,351)	CoreCivic Inc (REIT)	Goldman Sachs	(37,326)	6,247	Coupa Software Inc	Barclays Bank	(3,561)
3,239	Continental Resources Inc	Barclays Bank	23,969	(13,672)	CorMedix Inc	Bank of America Merrill Lynch	6,973	6,729	Coupa Software Inc	Goldman Sachs	8,613
20,949	Continental Resources Inc	Goldman Sachs	234,001	(30,061)	CorMedix Inc	Barclays Bank	6,012	588	Coupa Software Inc	HSBC	365
11,716	Continental Resources Inc	HSBC	183,004	(8,405)	CorMedix Inc	HSBC	(168)	3,895	Coupa Software Inc	Morgan Stanley	(2,220)
15,764	Continental Resources Inc	Morgan Stanley	116,654	(17,086)	Comerstone	Barclays Bank	(1,538)	19,694	Coupang LLC 'A'	Bank of America Merrill Lynch	23,830
9,636	Contra Flexion Therape*	Morgan Stanley	5,974	(4,752)	Comerstone	Goldman Sachs	(1,140)	25,078	Coupang LLC 'A'	HSBC	85,067
(55,459)	ContraFect Corp	Goldman Sachs	(14,974)	(4,994)	Comerstone	HSBC	(949)	17,347	Coupang LLC 'A'	Morgan Stanley	694
3,944	Convey Health Solutions Holdings Inc	Bank of America Merrill Lynch	3,195	(2,375)	Corning Inc	Bank of America Merrill Lynch	(6,113)	(6,907)	Coursera Inc	Bank of America Merrill Lynch	(11,051)
8,663	Convey Health Solutions Holdings Inc	Barclays Bank	3,205	(59,432)	Corning Inc	Barclays Bank	(95,685)	(2,759)	Coursera Inc	Barclays Bank	(2,869)
7,184	Convey Health Solutions Holdings Inc	Goldman Sachs	5,819	(5,245)	Corning Inc	Goldman Sachs	(8,942)	(15,784)	Coursera Inc	Goldman Sachs	(25,254)
18,493	Convey Health Solutions Holdings Inc	HSBC	9,616	(16,120)	Corning Inc	HSBC	6,287	(3,121)	Coursera Inc	Morgan Stanley	(3,246)
(274)	Cooper Cos Inc	Bank of America Merrill Lynch	(5,820)	13,436	Corporate Office Properties Trust (REIT)	Bank of America Merrill Lynch	17,601	44,687	Cousins Properties Inc (REIT)	Bank of America Merrill Lynch	34,409
(4,867)	Cooper Cos Inc	Barclays Bank	(50,763)	94,428	Corporate Office Properties Trust (REIT)	Barclays Bank	13,220	(20,622)	Cousins Properties Inc (REIT)	Bank of America Merrill Lynch	(15,844)
3,989	Cooper Cos Inc	Barclays Bank	40,898	17,538	Corporate Office Properties Trust (REIT)	Goldman Sachs	18,973	35,128	Cousins Properties Inc (REIT)	Barclays Bank	21,280
(1,496)	Cooper Cos Inc	Goldman Sachs	(31,775)	9,068	Corporate Office Properties Trust (REIT)	HSBC	14,509	(22,610)	Cousins Properties Inc (REIT)	Barclays Bank	(14,244)
3,420	Cooper Cos Inc	Goldman Sachs	63,953	(6,302)	Corsair Gaming Inc	Bank of America Merrill Lynch	(1,828)	2,539	Cousins Properties Inc (REIT)	Goldman Sachs	1,676
(939)	Cooper Cos Inc	HSBC	(35,250)	(1,504)	Corsair Gaming Inc	Barclays Bank	(1,624)	(5,812)	Cousins Properties Inc (REIT)	Goldman Sachs	(4,475)
328	Cooper Cos Inc	HSBC	3,559	(13,544)	Corsair Gaming Inc	HSBC	(14,628)	19,884	Cousins Properties Inc (REIT)	HSBC	9,442
(2,358)	Cooper Cos Inc	Morgan Stanley	(24,594)	(5,059)	Corsair Gaming Inc	Morgan Stanley	(5,464)	(12,050)	Cousins Properties Inc (REIT)	HSBC	(4,941)
460	Cooper Cos Inc	Morgan Stanley	4,798	40,575	Corteva Inc	Barclays Bank	99,003	19,066	Cousins Properties Inc (REIT)	Morgan Stanley	11,360
17,957	Cooper-Standard Holdings Inc	Bank of America Merrill Lynch	8,440	27,322	Corteva Inc	Goldman Sachs	186,063	(3,259)	Cousins Properties Inc (REIT)	Morgan Stanley	(2,053)
7,255	Cooper-Standard Holdings Inc	Barclays Bank	4,280	4,581	Corteva Inc	HSBC	20,753	17,414	Covenant Logistics Group Inc	Barclays Bank	21,419
18,976	Cooper-Standard Holdings Inc	Goldman Sachs	8,919	3,584	Cortexyme Inc	Goldman Sachs	(2,580)	962	Covenant Logistics Group Inc	HSBC	87
2,735	Cooper-Standard Holdings Inc	HSBC	(1,067)	(942)	CorVel Corp	Bank of America Merrill Lynch	2,246	1,419	Covetrus Inc	Bank of America Merrill Lynch	6,002
7,290	Cooper-Standard Holdings Inc	Morgan Stanley	4,301	(395)	CorVel Corp	Barclays Bank	(735)	(13,462)	Covetrus Inc	Barclays Bank	(13,866)
322	Copa Holdings SA 'A'	Bank of America Merrill Lynch	654	(478)	CorVel Corp	Goldman Sachs	876	5,338	Covetrus Inc	Goldman Sachs	22,580
2,235	Copa Holdings SA 'A'	Barclays Bank	3,822	(1,256)	CorVel Corp	Morgan Stanley	(2,336)	(5,234)	Covetrus Inc	Goldman Sachs	(22,140)
1,099	Copa Holdings SA 'A'	Goldman Sachs	2,037	10,360	Corvus Pharmaceuticals Inc	Barclays Bank	414	(2,827)	Covetrus Inc	HSBC	(18,178)
3,012	Copa Holdings SA 'A'	HSBC	8,957	24,195	Corvus Pharmaceuticals Inc	Goldman Sachs	726	9,608	Cowen Inc 'A'	Bank of America Merrill Lynch	24,596
1,895	Copa Holdings SA 'A'	Morgan Stanley	3,240	4,824	Costamare Inc	Goldman Sachs	2,557				
				(1,568)	CoStar Group Inc	Bank of America Merrill Lynch	(6,366)				
				(3,833)	CoStar Group Inc	Barclays Bank	(12,304)				
				(26,301)	CoStar Group Inc	Goldman Sachs	(104,266)				

ブラックロック・ストラテジック・ファンズ ブラックロック・アメリカズ・ダイバーシファイド・エクイティ・アブソルート・リターン・ファンド

保有高	銘柄	取引相手	未実現損益/(損) (米ドル)	保有高	銘柄	取引相手	未実現損益/(損) (米ドル)	保有高	銘柄	取引相手	未実現損益/(損) (米ドル)
18,802	Cowen Inc 'A'	Barclays Bank	42,116	(2,614)	Crinetics	HSBC	209	26,093	CSG Systems International Inc	Morgan Stanley	40,183
3,303	Cowen Inc 'A'	Goldman Sachs	8,456		Pharmaceuticals Inc						
11,651	Cowen Inc 'A'	HSBC	25,056	(2,991)	Crinetics	Morgan Stanley	11,156	(6,279)	CSW Industrials Inc	Barclays Bank	(3,642)
4,801	Cowen Inc 'A'	Morgan Stanley	10,754		Pharmaceuticals Inc			(2,055)	CSW Industrials Inc	Goldman Sachs	(863)
1,126	CPI Card Group Inc	Barclays Bank	2,083	7,685	Crocs Inc	Bank of America Merrill Lynch	(10,529)	(6,266)	CSW Industrials Inc	Morgan Stanley	(3,634)
1,476	CPI Card Group Inc	Goldman Sachs	1,712					10,283	CSX Corp	Bank of America Merrill Lynch	(6,677)
1,388	CPI Card Group Inc	HSBC	3,414	(1,822)	Crocs Inc	Barclays Bank	(2,933)				
1,207	CPI Card Group Inc	Morgan Stanley	2,233	13,518	Crocs Inc	Barclays Bank	24,922	(4,613)	CSX Corp	Bank of America Merrill Lynch	6,550
(10,772)	CPS Technologies Corp	Barclays Bank	(1,939)	(3,174)	Crocs Inc	Goldman Sachs	4,348				
(1,891)	CPS Technologies Corp	Goldman Sachs	(170)	666	Crocs Inc	Goldman Sachs	(446)	9,369	CSX Corp	Barclays Bank	(53)
838	CRA International Inc	Bank of America Merrill Lynch	1,785	7,820	Crocs Inc	HSBC	12,761	(7,967)	CSX Corp	Barclays Bank	(4,860)
				1,299	Crocs Inc	Morgan Stanley	2,091	19,727	CSX Corp	Goldman Sachs	(16,921)
882	CRA International Inc	Barclays Bank	1,491	4,137	Cross Country Healthcare Inc	Bank of America Merrill Lynch	3,392	(8,927)	CSX Corp	Goldman Sachs	12,676
352	CRA International Inc	Goldman Sachs	(164)					(34,860)	CSX Corp	HSBC	63,169
3,069	CRA International Inc	HSBC	8,409	1,909	Cross Country Healthcare Inc	Barclays Bank	(420)	6,573	CSX Corp	Morgan Stanley	620
1,376	CRA International Inc	Morgan Stanley	2,325					(31,920)	CTI BioPharma Corp	Goldman Sachs	(32,878)
(768)	Cracker Barrel Old Country Store Inc	Bank of America Merrill Lynch	(1,565)	9,083	Cross Country Healthcare Inc	Goldman Sachs	7,448	(5,778)	CTI BioPharma Corp	Morgan Stanley	(2,485)
(2,655)	Cracker Barrel Old Country Store Inc	Barclays Bank	(22,992)	5,753	Cross Country Healthcare Inc	HSBC	633	6,520	CTO Newco Inc (REIT)	Bank of America Merrill Lynch	10,367
(1,464)	Cracker Barrel Old Country Store Inc	Goldman Sachs	988	8,701	Cross Country Healthcare Inc	Morgan Stanley	(1,914)	3,212	CTO Newco Inc (REIT)	Barclays Bank	10,118
								9,396	CTO Newco Inc (REIT)	Goldman Sachs	14,940
(8,988)	Cracker Barrel Old Country Store Inc	HSBC	34,107	(1,358)	CrossFirst Bankshares Inc	Barclays Bank	(299)	6,832	CTO Newco Inc (REIT)	HSBC	38,377
				(60,265)	CrossFirst Bankshares Inc	Goldman Sachs	(35,556)	9,414	CTO Newco Inc (REIT)	Morgan Stanley	29,654
(728)	Cracker Barrel Old Country Store Inc	Morgan Stanley	(6,304)	(137)	CrossFirst Bankshares Inc	HSBC	(74)	(11,308)	CTS Corp	Barclays Bank	(28,948)
				(33,476)	CrossFirst Bankshares Inc	Morgan Stanley	(7,365)	(19,478)	CTS Corp	Goldman Sachs	(62,914)
(8,185)	Crane Holdings Co	Bank of America Merrill Lynch	(31,969)	(2,057)	Crowdstrike Holdings Inc 'A'	Barclays Bank	(33,113)	(8,364)	CTS Corp	HSBC	(34,460)
								(4,385)	CTS Corp	Morgan Stanley	(11,226)
(7,949)	Crane Holdings Co	Barclays Bank	(31,080)	(5,133)	Crowdstrike Holdings Inc 'A'	Goldman Sachs	(104,014)	83,489	CubeSmart (REIT)	Goldman Sachs	172,822
(10,181)	Crane Holdings Co	Goldman Sachs	86,443					21,834	CubeSmart (REIT)	HSBC	71,179
(5,146)	Crane Holdings Co	HSBC	(3,242)	(2,728)	Crowdstrike Holdings Inc 'A'	HSBC	(60,970)	12,509	CubeSmart (REIT)	Morgan Stanley	30,147
(6,160)	Crane Holdings Co	Morgan Stanley	(24,085)					7,085	Cue Biopharma Inc	Barclays Bank	1,913
34,659	Crawford & Co 'A'	Bank of America Merrill Lynch	18,716	(2,011)	Crowdstrike Holdings Inc 'A'	Morgan Stanley	(39,795)	14,598	Cue Biopharma Inc	Goldman Sachs	3,212
								2,945	Cue Biopharma Inc	HSBC	(501)
102,582	Crawford & Co 'A'	Barclays Bank	71,807	(2,156)	Crown Castle International Corp (REIT)	Bank of America Merrill Lynch	(31,003)	10,487	Cue Biopharma Inc	Morgan Stanley	2,831
35,328	Crawford & Co 'A'	Goldman Sachs	19,077					5,884	Cue Health Inc	Barclays Bank	(530)
50,189	Crawford & Co 'A'	HSBC	30,615	8,708	Crown Castle International Corp (REIT)	Barclays Bank	42,321	(991)	Cullen/Frost Bankers Inc	Bank of America Merrill Lynch	(1,867)
43,377	Crawford & Co 'A'	Morgan Stanley	30,364					(10,710)	Cullen/Frost Bankers Inc	Barclays Bank	(37,378)
(1,061)	Credicorp Ltd	Bank of America Merrill Lynch	(12,166)	10,439	Crown Castle International Corp (REIT)	Goldman Sachs	150,073	(10,316)	Cullen/Frost Bankers Inc	Goldman Sachs	(19,910)
								(13,471)	Cullen/Frost Bankers Inc	HSBC	28,196
(5,568)	Credicorp Ltd	Barclays Bank	(29,121)	7,422	Crown Castle International Corp (REIT)	HSBC	115,775	(11,884)	Cullen/Frost Bankers Inc	Morgan Stanley	(41,475)
(430)	Credicorp Ltd	HSBC	(1,673)					4,995	Cullinan Oncology Inc	Barclays Bank	849
(685)	Credit Acceptance Corp	Bank of America Merrill Lynch	9,741	1,585	Crown Castle International Corp (REIT)	Morgan Stanley	7,703	4,852	Cullinan Oncology Inc	Goldman Sachs	2,055
								6,187	Cullinan Oncology Inc	HSBC	10,250
(2,064)	Credit Acceptance Corp	Barclays Bank	(30,795)	(2,512)	Crown Holdings Inc	Bank of America Merrill Lynch	(9,274)	3,960	Cullinan Oncology Inc	Morgan Stanley	673
7,705	Credo Technology Group Holding Ltd	Bank of America Merrill Lynch	4,777					9,874	Culp Inc	Barclays Bank	2,172
				(7,844)	Crown Holdings Inc	Barclays Bank	(26,278)	11,998	Culp Inc	Goldman Sachs	(3,119)
15,055	Credo Technology Group Holding Ltd	Barclays Bank	6,323	(13,050)	Crown Holdings Inc	Goldman Sachs	(1,224)	16,166	Culp Inc	HSBC	(7,598)
				(5,016)	Crown Holdings Inc	HSBC	(19,327)	6,426	Culp Inc	Morgan Stanley	1,414
23,305	Credo Technology Group Holding Ltd	HSBC	15,847	(3,034)	Crown Holdings Inc CryoPort Inc	Morgan Stanley	(10,164)	3,430	Cummins Inc	Bank of America Merrill Lynch	15,401
				(838)							
3,692	Credo Technology Group Holding Ltd	Morgan Stanley	1,551	(4,699)	CryoPort Inc	Bank of America Merrill Lynch	(11,748)	(1,388)	Cummins Inc	Bank of America Merrill Lynch	(15,320)
(5,032)	Crescent Energy Co 'A'	Bank of America Merrill Lynch	(5,535)	(9,374)	CryoPort Inc	Goldman Sachs	(20,717)	13,183	Cummins Inc	Barclays Bank	111,265
				(9,896)	CryoPort Inc	HSBC	(40,651)	8,949	Cummins Inc	Goldman Sachs	40,181
(9,311)	Crescent Energy Co 'A'	Barclays Bank	(6,331)	(5,312)	CS Disco Inc	Bank of America Merrill Lynch	(5,526)	(2,683)	Cummins Inc	Goldman Sachs	(27,197)
(8,541)	Crescent Energy Co 'A'	Goldman Sachs	(9,395)					(598)	Cummins Inc	HSBC	(2,931)
(3,017)	Crescent Energy Co 'A'	HSBC	(8,508)	(3,774)	CS Disco Inc	Barclays Bank	(4,000)	(746)	Cummins Inc	Morgan Stanley	(6,296)
4,476	Cricuit Inc 'A'	Morgan Stanley	1,135	(1,138)	CS Disco Inc	Goldman Sachs	(1,297)	15,269	Cumulus Media Inc 'A'	Barclays Bank	(13,895)
(3,195)	Crinetics Pharmaceuticals Inc	Bank of America Merrill Lynch	12,365	(5,069)	CS Disco Inc	HSBC	(4,359)	14,767	Cumulus Media Inc 'A'	HSBC	(50,208)
				(809)	CS Disco Inc	Morgan Stanley	(858)	2,131	CureVac NV	Bank of America Merrill Lynch	7,480
(15,392)	Crinetics Pharmaceuticals Inc	Barclays Bank	57,412	27,613	CSG Systems International Inc	Barclays Bank	42,524				
								7,929	CureVac NV	Barclays Bank	(1,031)
(1,526)	Crinetics Pharmaceuticals Inc	Goldman Sachs	5,906	5,334	CSG Systems International Inc	Goldman Sachs	13,922	1,953	CureVac NV	Goldman Sachs	2,868
								2,941	CureVac NV	HSBC	6,126

ブラックロック・ストラテジック・ファンズ ブラックロック・アメリカズ・ダイバーシファイド・エクイティ・アブソルート・リターン・ファンド

保有高	銘柄	取引相手	未実現評価増益/(損) (米ドル)	保有高	銘柄	取引相手	未実現評価増益/(損) (米ドル)	保有高	銘柄	取引相手	未実現評価増益/(損) (米ドル)
3,359	CureVac NV	Morgan Stanley	1,119	(48,545)	Dana Inc	Goldman Sachs	(66,432)	7,915	Deciphera	Morgan Stanley	(3,245)
6,616	CuriosityStream Inc	Bank of America	(1,125)	(14,386)	Dana Inc	HSBC	(18,392)		Pharmaceuticals Inc		
		Merrill Lynch		(13,905)	Dana Inc	Morgan Stanley	(15,435)	(220)	Deckers Outdoor Corp	Bank of America	(6,041)
5,396	CuriosityStream Inc	Barclays Bank	(270)	5,402	Danaher Corp	Bank of America	72,560		Merrill Lynch		
5,946	CuriosityStream Inc	Goldman Sachs	(1,011)			Merrill Lynch		(2,323)	Deckers Outdoor Corp	Barclays Bank	(42,581)
3,116	CuriosityStream Inc	HSBC	(1,059)	5,676	Danaher Corp	Barclays Bank	50,824	(1,300)	Deckers Outdoor Corp	Goldman Sachs	(35,698)
(21,005)	Curis Inc	Barclays Bank	1,218	2,650	Danaher Corp	Goldman Sachs	38,714	(1,465)	Deckers Outdoor Corp	HSBC	(43,159)
(3,022)	Curis Inc	Goldman Sachs	449	843	Danaher Corp	HSBC	16,082	(809)	Deckers Outdoor Corp	Morgan Stanley	(14,829)
(4,618)	Curis Inc	HSBC	652	6,342	Danaher Corp	Morgan Stanley	56,254	676	Deere & Co	Bank of America	1,750
2,712	Curo Group Holdings Corp	Bank of America	380	(14,588)	Danimer Scientific Inc	Barclays Bank	(656)		Merrill Lynch		
		Merrill Lynch		209	Darden Restaurants Inc	Bank of America	(401)	(1,447)	Deere & Co	Barclays Bank	(34,439)
4,339	Curo Group Holdings Corp	Barclays Bank	(87)	3,050	Darden Restaurants Inc	Barclays Bank	24,552	(1,737)	Deere & Co	Barclays Bank	41,341
3,789	Curo Group Holdings Corp	HSBC	38	(6,167)	Darden Restaurants Inc	Barclays Bank	(49,644)	(3,591)	Deere & Co	Goldman Sachs	54,906
3,670	Curo Group Holdings Corp	Morgan Stanley	(73)	2,959	Darden Restaurants Inc	Goldman Sachs	(2,531)	(3,893)	Definitive Healthcare Corp	Bank of America	(9,110)
6,108	Curtiss-Wright Corp	Barclays Bank	14,720	8,252	Darden Restaurants Inc	HSBC	881	(6,086)	Definitive Healthcare Corp	HSBC	(11,717)
17,296	Curtiss-Wright Corp	Goldman Sachs	94,090	2,813	Darden Restaurants Inc	Morgan Stanley	18,176	(4,617)	Definitive Healthcare Corp	Morgan Stanley	(6,476)
48,000	Cushman & Wakefield Plc	Barclays Bank	29,760	(427)	Darden Restaurants Inc	Morgan Stanley	(3,437)	8,546	Delek US Holdings Inc	Barclays Bank	13,246
15,504	Cushman & Wakefield Plc	Goldman Sachs	5,736	(14,940)	DarioHealth Corp	Bank of America	(2,092)	7,388	Delek US Holdings Inc	Goldman Sachs	11,747
7,848	Custom Truck	Morgan Stanley	471	(9,003)	DarioHealth Corp	Barclays Bank	(1,260)	1,275	Delek US Holdings Inc	HSBC	5,112
	One Source Inc			(2,964)	Darling Ingredients Inc	Barclays Bank	(8,507)	(3,030)	Dell Technologies Inc 'C'	Bank of America	(11,302)
(3,676)	Customers Bancorp Inc	Barclays Bank	(7,977)	(13,353)	Darling Ingredients Inc	Goldman Sachs	(74,643)	41,319	Dell Technologies Inc 'C'	Barclays Bank	311,545
(13,182)	Customers Bancorp Inc	Goldman Sachs	(26,628)	(11,319)	Darling Ingredients Inc	HSBC	(106,399)	(8,882)	Dell Technologies Inc 'C'	Barclays Bank	(66,970)
1,814	Cutera Inc	HSBC	(7,836)	1,597	DASAN Zhone	Bank of America	3,504	17,362	Dell Technologies Inc 'C'	Goldman Sachs	64,760
(94,900)	CVB Financial Corp	Barclays Bank	(42,705)		DASAN Zhone	Merrill Lynch		(20,870)	Delta Air Lines Inc	Bank of America	(62,088)
(43,118)	CVB Financial Corp	Goldman Sachs	(46,999)	6,239	DASAN Zhone	Barclays Bank	16,533	(15,399)	Delta Air Lines Inc	Barclays Bank	(25,023)
(103,614)	CVB Financial Corp	HSBC	(92,216)	9,687	DASAN Zhone	Goldman Sachs	33,614	15,461	Delta Air Lines Inc	Barclays Bank	25,124
229	CVR Energy Inc	Bank of America	595		Solutions Inc			(36,039)	Delta Air Lines Inc	Goldman Sachs	(80,145)
		Merrill Lynch		1,781	DASAN Zhone	HSBC	8,638	32,258	Delta Air Lines Inc	Goldman Sachs	67,522
5,965	CVR Energy Inc	Barclays Bank	18,372		Solutions Inc			(4,949)	Delta Air Lines Inc	HSBC	(7,942)
913	CVR Energy Inc	Goldman Sachs	2,792	2,278	DASAN Zhone	Morgan Stanley	6,037	5,459	Delta Air Lines Inc	HSBC	15,804
1,424	CVR Energy Inc	HSBC	4,295	(17,390)	Daseke Inc	Bank of America	2,087	(7,914)	Delta Apparel Inc	Barclays Bank	4,828
9,116	CVS Health Corp	Barclays Bank	15,059	(4,710)	Daseke Inc	Merrill Lynch		(1,823)	Delta Apparel Inc	Goldman Sachs	2,935
22,090	CVS Health Corp	Goldman Sachs	(23,983)	(28,294)	Daseke Inc	Goldman Sachs	3,395	(4,000)	Delta Apparel Inc	HSBC	2,040
926	CVS Health Corp	HSBC	(1,500)	(5,048)	Datadog Inc 'A'	Barclays Bank	(14,033)	(8,580)	Delta Apparel Inc	Morgan Stanley	5,234
10,563	CVS Health Corp	Morgan Stanley	17,640	(1,049)	Datadog Inc 'A'	HSBC	860	(3,641)	Deluxe Corp	Bank of America	2,075
(2,141)	CyberOptics Corp	Barclays Bank	(4,025)	(5,823)	Datadog Inc 'A'	Morgan Stanley	(16,188)	(13,139)	Deluxe Corp	Barclays Bank	(1,577)
(5,977)	CyberOptics Corp	Morgan Stanley	(11,237)	2,241	Datto Holding Corp	HSBC	2,656	(7,803)	Deluxe Corp	Goldman Sachs	4,448
(11,088)	Cycleron Therapeutics Inc	HSBC	(276)	12,377	Dave & Buster's	Barclays Bank	36,512	(14,352)	Deluxe Corp	HSBC	36,311
(28,686)	Cycleron Therapeutics Inc	Morgan Stanley	(625)		Entertainment Inc			1,176	Denali Therapeutics Inc	Bank of America	1,376
37,047	Cymbay Therapeutics Inc	Bank of America	7,595	2,825	Dave & Buster's	Goldman Sachs	876	14,586	Denali Therapeutics Inc	Barclays Bank	583
		Merrill Lynch			Entertainment Inc			1,261	Denali Therapeutics Inc	Goldman Sachs	1,475
7,092	Cymbay Therapeutics Inc	Barclays Bank	106	(13,028)	DaVita Inc	Barclays Bank	(35,176)	3,706	Denali Therapeutics Inc	HSBC	6,078
51,159	Cymbay Therapeutics Inc	Goldman Sachs	10,488	(1,217)	DaVita Inc	Goldman Sachs	3,590	8,163	Denali Therapeutics Inc	Morgan Stanley	327
13,324	Cymbay Therapeutics Inc	Morgan Stanley	200	2,805	Day One	Bank of America	(5,891)	(1,327)	Denbury Inc	Barclays Bank	(4,990)
11,920	Cytek Biosciences Inc	Barclays Bank	(3,576)		Day One	Merrill Lynch		(4,364)	Denbury Inc	Goldman Sachs	(38,927)
2,776	Cytek Biosciences Inc	Morgan Stanley	(833)	1,792	Day One	Barclays Bank	(2,634)	(2,546)	Denbury Inc	HSBC	(27,624)
(13,710)	Cytokinetics Inc	Barclays Bank	(9,323)		Biopharmaceuticals Inc			(18,639)	Denny's Corp	Barclays Bank	(12,115)
(2,602)	Cytokinetics Inc	HSBC	(14,467)	4,953	Biopharmaceuticals Inc			(41,121)	Denny's Corp	Goldman Sachs	(18,093)
(30,111)	CytomX Therapeutics Inc	Goldman Sachs	3,613		Biopharmaceuticals Inc			(29,426)	Denny's Corp	HSBC	(5,591)
(5,451)	CytoSorbents Corp	Bank of America	709	1,589	Day One	HSBC	(3,162)	1,085	DENTSPLY SIRONA Inc	Bank of America	1,302
		Merrill Lynch			Biopharmaceuticals Inc			24,255	DENTSPLY SIRONA Inc	Merrill Lynch	
(46,950)	CytoSorbents Corp	Barclays Bank	—	5,163	Day One	Morgan Stanley	(7,590)	13,080	DENTSPLY SIRONA Inc	Barclays Bank	23,285
(14,430)	CytoSorbents Corp	Goldman Sachs	1,876		Biopharmaceuticals Inc			14,923	DENTSPLY SIRONA Inc	Goldman Sachs	15,696
(3,901)	CytoSorbents Corp	Morgan Stanley	—	1,440	Decibel Therapeutics Inc	HSBC	706	(12,091)	DermTech Inc	HSBC	5,843
(27,058)	Cytera Technologies Inc	HSBC	(95,244)	37,289	Deciphera	Barclays Bank	(15,288)	(13,779)	DermTech Inc	Barclays Bank	(12,677)
(140)	Daily Journal Corp	Bank of America	(4,472)	22,094	Deciphera	Goldman Sachs	15,466	(7,451)	DermTech Inc	HSBC	(3,055)
		Merrill Lynch			Pharmaceuticals Inc			2,416	Design Therapeutics Inc	Barclays Bank	(918)
(259)	Daily Journal Corp	Barclays Bank	(2,691)		Pharmaceuticals Inc			713	Design Therapeutics Inc	Morgan Stanley	(271)
22,600	Daktronics Inc	Bank of America	1,664								
		Merrill Lynch									
123,670	Daktronics Inc	Barclays Bank	27,207								
77,280	Daktronics Inc	Goldman Sachs	14,683								
64,783	Daktronics Inc	HSBC	9,717								
47,595	Daktronics Inc	Morgan Stanley	10,471								
(1,733)	Dana Inc	Barclays Bank	(1,924)								

ブラックロック・ストラテジック・ファンズ ブラックロック・アメリカズ・ダイバーシファイド・エクイティ・アブソルート・リターン・ファンド

保有高	銘柄	取引相手	未実現評価増益/減 (米ドル)	保有高	銘柄	取引相手	未実現評価増益/減 (米ドル)	保有高	銘柄	取引相手	未実現評価増益/減 (米ドル)
3,407	Designer Brands Inc 'A'	Bank of America Merrill Lynch	5,655	4,693	Dick's Sporting Goods Inc	Goldman Sachs	(42,800)	(26,858)	Dime Community Bancshares Inc	Goldman Sachs	(53,716)
3,607	Designer Brands Inc 'A'	Barclays Bank	6,781	7,619	Dick's Sporting Goods Inc	HSBC	(62,090)	(17,675)	Dime Community Bancshares Inc	HSBC	11,312
10,242	Designer Brands Inc 'A'	Goldman Sachs	15,875	2,380	Dick's Sporting Goods Inc	Morgan Stanley	14,304	(23,038)	Dime Community Bancshares Inc	Morgan Stanley	(38,243)
15,349	Designer Brands Inc 'A'	HSBC	32,386	(3,901)	Diebold Nixdorf Inc	Barclays Bank	(390)	(3,667)	Dine Brands Global Inc	Bank of America Merrill Lynch	(17,358)
(10,603)	Desktop Metal Inc 'A'	Barclays Bank	(265)	(33,648)	Diebold Nixdorf Inc	Goldman Sachs	2,692	(1,741)	Dine Brands Global Inc	Barclays Bank	(10,742)
(41,390)	Desktop Metal Inc 'A'	Morgan Stanley	(1,035)	(24,290)	Diebold Nixdorf Inc	HSBC	16,517	(7,704)	Dine Brands Global Inc	Goldman Sachs	(37,210)
(4,298)	Destination XL Group Inc	Bank of America Merrill Lynch	(559)	(7,513)	Digi International Inc	Bank of America Merrill Lynch	(3,982)	(8,075)	Dine Brands Global Inc	HSBC	(46,512)
(19,846)	Destination XL Group Inc	Barclays Bank	(7,938)	(1,817)	Digi International Inc	Barclays Bank	836	(2,234)	Dine Brands Global Inc	Morgan Stanley	(13,784)
(32,091)	Destination XL Group Inc	Goldman Sachs	(4,172)	(26,141)	Digi International Inc	Goldman Sachs	(13,855)	(3,637)	Diodes Inc	Bank of America Merrill Lynch	(6,838)
(9,340)	Devon Energy Corp	Bank of America Merrill Lynch	(63,512)	(11,508)	Digi International Inc	HSBC	(26,583)	(3,624)	Diodes Inc	Barclays Bank	(8,661)
16,316	Devon Energy Corp	Barclays Bank	109,807	(1,095)	Digi International Inc	Morgan Stanley	504	(5,556)	Diodes Inc	Goldman Sachs	(9,710)
(6,043)	Devon Energy Corp	HSBC	(403,200)	(780)	Digimarc Corp	Bank of America Merrill Lynch	796	(5,134)	Diodes Inc	HSBC	(11,923)
(731)	Dexcom Inc	Barclays Bank	4,934	(7,136)	Digimarc Corp	Barclays Bank	(357)	(815)	Diodes Inc	Morgan Stanley	(1,948)
(1,316)	Dexcom Inc	Goldman Sachs	9,778	(12,409)	Digimarc Corp	Goldman Sachs	12,657	8,932	Discover Financial Services	Bank of America Merrill Lynch	81,996
(1,376)	Dexcom Inc	HSBC	9,718	(1,606)	Digital Landscape Group Inc	Bank of America Merrill Lynch	(337)	5,010	Discover Financial Services	Barclays Bank	20,391
(1,762)	Dexcom Inc	Morgan Stanley	11,893	(22,849)	Digital Landscape Group Inc	Group Inc	15,080	1,158	Discover Financial Services	Goldman Sachs	10,630
(19,756)	DHI Group Inc	Barclays Bank	593	(23,109)	Digital Landscape Group Inc	Goldman Sachs	(4,853)	3,386	Discover Financial Services	HSBC	15,748
(6,990)	DHI Group Inc	Goldman Sachs	489	(8,878)	Digital Media Solutions Inc 'A'	Goldman Sachs	2,308	11,511	Discover Financial Services	Morgan Stanley	46,850
(26,141)	DHT Holdings Inc	Barclays Bank	(5,490)	(11,218)	Digital Media Solutions Inc 'A'	Goldman Sachs	2,308	6,613	DISH Network Corp 'A'	Bank of America Merrill Lynch	10,966
(34,355)	DHT Holdings Inc	Goldman Sachs	(12,024)	(145)	Digital Realty Trust Inc (REIT)	Bank of America Merrill Lynch	(1,483)	(20,280)	DISH Network Corp 'A'	Barclays Bank	(38,938)
(37,392)	DHT Holdings Inc	HSBC	(40,009)	(1,778)	Digital Realty Trust Inc (REIT)	Barclays Bank	(9,103)	(20,308)	DISH Network Corp 'A'	Barclays Bank	38,991
(1,911)	Diamond Hill Investment Group Inc	Bank of America Merrill Lynch	(11,218)	(820)	Digital Realty Trust Inc (REIT)	Goldman Sachs	(8,389)	(3,045)	DISH Network Corp 'A'	HSBC	(3,898)
(2,354)	Diamond Hill Investment Group Inc	Barclays Bank	(15,277)	(3,198)	Digital Realty Trust Inc (REIT)	HSBC	(16,821)	5,220	DISH Network Corp 'A'	Morgan Stanley	10,022
20,061	Diamond Offshore Drilling Inc	Bank of America Merrill Lynch	20,863	(5,547)	Digital Realty Trust Inc (REIT)	Morgan Stanley	(28,401)	(10,381)	Distribution Solutions Group Inc	Barclays Bank	3,633
41,008	Diamond Offshore Drilling Inc	Barclays Bank	36,497	10,392	Digital Turbine Inc	Barclays Bank	4,677	(5,308)	Distribution Solutions Group Inc	Goldman Sachs	4,140
29,841	Diamond Offshore Drilling Inc	Goldman Sachs	31,035	(3,558)	Digital Turbine Inc	Goldman Sachs	(783)	(3,343)	Distribution Solutions Group Inc	HSBC	29,084
77,124	Diamond Offshore Drilling Inc	HSBC	95,634	3,182	Digital Turbine Inc	HSBC	4,076	(2,877)	Diversey Holdings Ltd	Barclays Bank	1,007
6,227	Diamond Offshore Drilling Inc	Morgan Stanley	5,542	1,927	Digital Turbine Inc	Morgan Stanley	867	(2,166)	Diversey Holdings Ltd	HSBC	(1,191)
2,497	Diamondback Energy Inc	Bank of America Merrill Lynch	66,370	(8,665)	DigitalBridge Group Inc (REIT)	Bank of America Merrill Lynch	(1,217)	(8,267)	Diversified Healthcare Trust (REIT)	Bank of America Merrill Lynch	(1,697)
(405)	Diamondback Energy Inc	Bank of America Merrill Lynch	(10,765)	(29,311)	DigitalBridge Group Inc (REIT)	Barclays Bank	(3,224)	(21,214)	Diversified Healthcare Trust (REIT)	Barclays Bank	(6,696)
1,974	Diamondback Energy Inc	Barclays Bank	42,974	(17,940)	DigitalBridge Group Inc (REIT)	Goldman Sachs	(4,308)	(84,355)	Diversified Healthcare Trust (REIT)	Goldman Sachs	(6,748)
(1,117)	Diamondback Energy Inc	Barclays Bank	(24,317)	(62,579)	DigitalBridge Group Inc (REIT)	Group Inc (REIT)	(19,341)	(55,134)	Diversified Healthcare Trust (REIT)	HSBC	(9,373)
5,574	Diamondback Energy Inc	Goldman Sachs	148,157	(230)	DigitalOcean Holdings Inc	Bank of America Merrill Lynch	(1,597)	(14,390)	Diversified Healthcare Trust (REIT)	Morgan Stanley	(2,159)
(1,054)	Diamondback Energy Inc	Goldman Sachs	(28,015)	1,784	DigitalOcean Holdings Inc	Barclays Bank	11,846	(3,492)	DLH Holdings Corp	Goldman Sachs	(349)
2,578	Diamondback Energy Inc	HSBC	72,259	(266)	DigitalOcean Holdings Inc	Barclays Bank	(1,766)	(1,085)	DMC Global Inc	Bank of America Merrill Lynch	(5,848)
(3,751)	Diamondback Energy Inc	HSBC	(111,737)	(13,119)	DigitalOcean Holdings Inc	Goldman Sachs	(148,874)	(3,084)	DMC Global Inc	Barclays Bank	(7,155)
4,106	Diamondback Energy Inc	Morgan Stanley	89,388	(6,370)	DigitalOcean Holdings Inc	HSBC	(103,449)	(3,084)	DMC Global Inc	Goldman Sachs	(50,138)
18,961	DiamondRock Hospitality Co (REIT)	Bank of America Merrill Lynch	6,636	(5,880)	DigitalOcean Holdings Inc	Morgan Stanley	(39,043)	(6,054)	DMC Global Inc	HSBC	(30,149)
21,814	DiamondRock Hospitality Co (REIT)	Goldman Sachs	7,635	(1,049)	Dillard's Inc 'A'	Barclays Bank	(51,254)	(1,581)	DMC Global Inc	Morgan Stanley	(3,668)
49,148	DiamondRock Hospitality Co (REIT)	HSBC	25,021	252	Dillard's Inc 'A'	Barclays Bank	12,313	12,789	DocuSign Inc	Barclays Bank	12,150
9,175	DiamondRock Hospitality Co (REIT)	Morgan Stanley	6,606	(374)	Dillard's Inc 'A'	Goldman Sachs	10,375	6,274	DocuSign Inc	HSBC	6,149
1,421	DICE Therapeutics Inc	Bank of America Merrill Lynch	(1,444)	1,047	Dillard's Inc 'A'	Goldman Sachs	(29,044)	2,403	DocuSign Inc	Morgan Stanley	2,283
2,017	DICE Therapeutics Inc	Goldman Sachs	(4,054)	(1,633)	Dillard's Inc 'A'	HSBC	17,800	(2,298)	DocuSign Inc	Bank of America Merrill Lynch	(18,039)
677	DICE Therapeutics Inc	HSBC	(1,489)	(6,715)	Dime Community Bancshares Inc	Bank of America Merrill Lynch	(13,430)	(3,536)	DocuSign Inc	Barclays Bank	(20,261)
1,027	DICE Therapeutics Inc	Morgan Stanley	(2,321)	(22,769)	Dime Community Bancshares Inc	Morgan Stanley	(37,797)	(3,687)	DocuSign Inc	Goldman Sachs	(34,958)
4,062	Dick's Sporting Goods Inc	Bank of America Merrill Lynch	(37,045)					(1,734)	DocuSign Inc	HSBC	(24,605)
3,587	Dick's Sporting Goods Inc	Barclays Bank	21,557								

ブラックロック・ストラテジック・ファンズ ブラックロック・アメリカズ・ダイバーシファイド・エクイティ・アブソルート・リターン・ファンド

保有高	銘柄	取引相手	未実現評価増益/(損) (米ドル)	保有高	銘柄	取引相手	未実現評価増益/(損) (米ドル)	保有高	銘柄	取引相手	未実現評価増益/(損) (米ドル)
(4,323)	DocuSign Inc	Morgan Stanley	(25,504)	(18,820)	Dorian LPG Ltd	Goldman Sachs	(18,632)	4,193	Dril-Quip Inc	Goldman Sachs	14,584
(8,242)	Dolby Laboratories Inc 'A'	Bank of America	(20,339)	2,378	Dorian Products Inc	Barclays Bank	8,466	769	Dril-Quip Inc	HSBC	2,153
		Merrill Lynch		6,026	Dorman Products Inc	Goldman Sachs	1,145	1,028	Dril-Quip Inc	Morgan Stanley	2,724
(11,669)	Dolby Laboratories Inc 'A'	Barclays Bank	(25,788)	3,139	Dorman Products Inc	HSBC	6,278	13,174	Drive Shack Inc	Bank of America	(66)
7,333	Dolby Laboratories Inc 'A'	Barclays Bank	16,206	(1,126)	DoubleVerify Holdings Inc	Bank of America	(1,554)			Merrill Lynch	
(6,377)	Dolby Laboratories Inc 'A'	Goldman Sachs	(15,808)			Merrill Lynch		(1,919)	Driven Brands Holdings Inc	Bank of America	(4,557)
(5,544)	Dolby Laboratories Inc 'A'	HSBC	(9,915)	1,351	DoubleVerify Holdings Inc	Bank of America	1,864			Merrill Lynch	
(10,875)	Dolby Laboratories Inc 'A'	Morgan Stanley	(24,034)			Merrill Lynch		(11,358)	Driven Brands Holdings Inc	Barclays Bank	(28,849)
278	Dollar General Corp	Bank of America	5,650	(18,629)	DoubleVerify Holdings Inc	Goldman Sachs	(25,708)	(17,618)	Driven Brands Holdings Inc	Goldman Sachs	(50,564)
		Merrill Lynch		(4,991)	DoubleVerify Holdings Inc	HSBC	(14,873)	(3,340)	Driven Brands Holdings Inc	HSBC	(9,185)
(3,362)	Dollar General Corp	Barclays Bank	(91,850)	2,748	DoubleVerify Holdings Inc	HSBC	8,189	2,339	Driven Brands Holdings Inc	HSBC	6,432
4,083	Dollar General Corp	Goldman Sachs	(32,959)	(1,715)	DoubleVerify Holdings Inc	Morgan Stanley	1,166	(4,703)	Driven Brands Holdings Inc	Morgan Stanley	(11,946)
(1,275)	Dollar General Corp	Morgan Stanley	(34,833)	4,328	DoubleVerify Holdings Inc	Morgan Stanley	(2,943)	2,787	Driven Brands Holdings Inc	Morgan Stanley	7,079
3,656	Dollar General Corp	Morgan Stanley	99,882	5,048	Douglas Dynamics Inc	Bank of America	6,260	(6,178)	Dropbox Inc 'A'	Bank of America	(3,583)
(9,973)	Dollar Tree Inc	Barclays Bank	(330,106)			Merrill Lynch				Merrill Lynch	
(360)	Dollar Tree Inc	Goldman Sachs	(590)	14,180	Douglas Dynamics Inc	Barclays Bank	11,202	(5,846)	Dropbox Inc 'A'	Barclays Bank	(2,397)
(1,249)	Dollar Tree Inc	Morgan Stanley	(36,585)	10,776	Douglas Dynamics Inc	Goldman Sachs	13,964	(96,116)	Dropbox Inc 'A'	Goldman Sachs	(55,747)
13,272	Doma Holdings Inc	Goldman Sachs	2,522	12,953	Douglas Dynamics Inc	HSBC	9,235	(24,174)	Dropbox Inc 'A'	HSBC	(8,944)
13,822	Doma Holdings Inc	HSBC	5,529	2,738	Douglas Dynamics Inc	Morgan Stanley	2,163	(32,644)	Dropbox Inc 'A'	Morgan Stanley	(13,384)
3,173	Doma Holdings Inc	Morgan Stanley	412	(8,580)	Douglas Elliman Inc	Bank of America	343	15,667	DT Midstream Inc	Barclays Bank	27,304
(3,445)	Dominion Energy Inc	Bank of America	(2,101)			Merrill Lynch		(6,715)	DT Midstream Inc	Barclays Bank	(11,483)
		Merrill Lynch		(20,802)	Douglas Elliman Inc	Barclays Bank	(1,248)	9,020	DT Midstream Inc	Goldman Sachs	21,648
(27,080)	Dominion Energy Inc	Barclays Bank	(33,308)	(29,002)	Douglas Elliman Inc	Goldman Sachs	1,160	(6,492)	DT Midstream Inc	Goldman Sachs	(10,951)
(9,937)	Dominion Energy Inc	Goldman Sachs	(3,715)	(9,088)	Douglas Elliman Inc	HSBC	1,454	3,565	DT Midstream Inc	HSBC	14,723
(62,275)	Dominion Energy Inc	Morgan Stanley	(76,599)	(3,430)	Douglas Elliman Inc	Morgan Stanley	(206)	1,663	DTE Energy Co	Bank of America	3,559
(1,632)	Domino's Pizza Inc	Bank of America	(51,344)	45,497	Douglas Elliman Inc (REIT)	Bank of America	23,316			Merrill Lynch	
		Merrill Lynch				Merrill Lynch		31,449	DTE Energy Co	Barclays Bank	54,092
1,525	Domino's Pizza Inc	Barclays Bank	29,707	15,915	Douglas Emmett Inc (REIT)	Barclays Bank	3,625	42,211	DTE Energy Co	Goldman Sachs	94,155
(1,915)	Domino's Pizza Inc	Barclays Bank	(37,304)	34,852	Douglas Emmett Inc (REIT)	Goldman Sachs	18,853	50,894	DTE Energy Co	HSBC	141,412
965	Domino's Pizza Inc	Goldman Sachs	25,129	38,899	Douglas Emmett Inc (REIT)	HSBC	15,204	3,398	DTE Energy Co	Morgan Stanley	5,845
(1,854)	Domino's Pizza Inc	Goldman Sachs	(47,721)	19,275	Douglas Emmett Inc (REIT)	Morgan Stanley	5,124	1,945	Duck Creek Technologies Inc	Bank of America	3,112
2,685	Domino's Pizza Inc	HSBC	77,570	(4,689)	Dova Pharmaceuticals Inc ^{*,π}	HSBC	—	12,359	Duck Creek Technologies Inc	Barclays Bank	4,449
(395)	Domino's Pizza Inc	HSBC	(11,412)					4,409	Duck Creek Technologies Inc	Goldman Sachs	7,054
4,271	Domo Inc 'B'	Bank of America	1,666	(13,883)	Dover Corp	Bank of America	9,440			Technologies Inc	
		Merrill Lynch		(9,865)	Dover Corp	Barclays Bank	(18,645)	7,870	Duck Creek Technologies Inc	HSBC	21,056
2,244	Domo Inc 'B'	Barclays Bank	4,959	(5,783)	Dover Corp	Goldman Sachs	670			Technologies Inc	
3,108	Domo Inc 'B'	Goldman Sachs	2,311	(8,307)	Dover Corp	HSBC	10,743	4,041	Duck Creek Technologies Inc	Morgan Stanley	1,455
373	Domo Inc 'B'	Morgan Stanley	824	(8,330)	Dover Corp	Morgan Stanley	(15,744)			Technologies Inc	
8,944	Donaldson Co Inc	Bank of America	16,189	(6,309)	Dow Inc	Bank of America	(3,344)	13,382	Duckhorn Portfolio Inc	Goldman Sachs	(3,212)
		Merrill Lynch		(45,003)	Dow Inc	Barclays Bank	(45,903)	18,051	Duckhorn Portfolio Inc	HSBC	2,347
52,971	Donaldson Co Inc	Barclays Bank	84,754	(34,908)	Dow Inc	Goldman Sachs	(18,501)	1,081	Ducommun Inc	Bank of America	(605)
45,141	Donaldson Co Inc	Goldman Sachs	81,705	(1,084)	Dow Inc	HSBC	(2,163)			Merrill Lynch	
30,431	Donaldson Co Inc	HSBC	41,925	(27,150)	Dow Inc	Morgan Stanley	(27,693)	15,472	Ducommun Inc	Barclays Bank	24,291
17,236	Donaldson Co Inc	Morgan Stanley	26,823	(4,510)	Doximity Inc 'A'	Barclays Bank	(11,952)	11,278	Ducommun Inc	Goldman Sachs	(6,316)
36,445	Donegal Group Inc 'A'	Bank of America	16,765	(5,972)	Doximity Inc 'A'	Goldman Sachs	(17,618)	4,614	Ducommun Inc	HSBC	(12,827)
		Merrill Lynch		(9,172)	Doximity Inc 'A'	HSBC	(38,469)	943	Ducommun Inc	Morgan Stanley	1,481
35,388	Donegal Group Inc 'A'	Barclays Bank	6,724	(4,014)	Doximity Inc 'A'	Morgan Stanley	(10,637)	(50,304)	Duke Energy Corp	Bank of America	(131,797)
7,654	Donegal Group Inc 'A'	Goldman Sachs	3,521	(10,220)	DR Horton Inc	Barclays Bank	(62,751)			Merrill Lynch	
19,217	Donegal Group Inc 'A'	HSBC	23,253	17,184	DR Horton Inc	Barclays Bank	105,510	(47,514)	Duke Energy Corp	Barclays Bank	(87,475)
24,588	Donegal Group Inc 'A'	Morgan Stanley	4,672	(59,962)	DR Horton Inc	Goldman Sachs	(318,401)	(23,214)	Duke Energy Corp	HSBC	(53,034)
1,450	Donnelley Financial Solutions Inc	Bank of America	4,089	6,133	DR Horton Inc	Goldman Sachs	31,953	(56,262)	Duke Energy Corp	Morgan Stanley	(103,522)
4,386	Donnelley Financial Solutions Inc	Barclays Bank	6,798	(49,503)	DR Horton Inc	HSBC	(180,686)	(22,395)	Duke Realty Corp (REIT)	Barclays Bank	(46,806)
5,784	Donnelley Financial Solutions Inc	Goldman Sachs	16,311	(7,342)	DR Horton Inc	Morgan Stanley	(45,080)	(22,331)	Duke Realty Corp (REIT)	Goldman Sachs	7,146
4,992	Donnelley Financial Solutions Inc	HSBC	25,995	5,810	DR Horton Inc	Morgan Stanley	29,832	2,331	Duluth Holdings Inc 'B'	Goldman Sachs	1,166
				3,560	DraftKings Inc 'A'	Bank of America	5,091	3,244	Duluth Holdings Inc 'B'	HSBC	195
1,538	Donnelley Financial Solutions Inc	Morgan Stanley	2,384			Merrill Lynch		6,196	Duluth Holdings Inc 'B'	Morgan Stanley	9,046
				30,176	DraftKings Inc 'A'	Barclays Bank	(905)	(42,189)	Dun & Bradstreet Holdings Inc	Barclays Bank	(16,032)
(594)	DoorDash Inc 'A'	Barclays Bank	(6,029)	22,458	DraftKings Inc 'A'	Goldman Sachs	32,115	(125,198)	Dun & Bradstreet Holdings Inc	Goldman Sachs	(152,742)
(2,232)	DoorDash Inc 'A'	Goldman Sachs	(27,163)	7,409	DraftKings Inc 'A'	HSBC	(26,821)			Holdings Inc	
(5,523)	DoorDash Inc 'A'	HSBC	(69,723)	12,068	DraftKings Inc 'A'	Morgan Stanley	(362)	(11,524)	Dun & Bradstreet Holdings Inc	HSBC	(31,115)
(10,042)	DoorDash Inc 'A'	Morgan Stanley	(101,926)	2,878	Dril-Quip Inc	Bank of America	9,224			Holdings Inc	
(34,185)	Dorian LPG Ltd	Barclays Bank	(35,552)	10,825	Dril-Quip Inc	Barclays Bank	28,548	(2,113)	Duolingo Inc	Barclays Bank	(9,551)

ブラックロック・ストラテジック・ファンズ ブラックロック・アメリカズ・ダイバーシファイド・エクイティ・アブソルート・リターン・ファンド

保有高	銘柄	取引相手	未実現評価増(減) (米ドル)	保有高	銘柄	取引相手	未実現評価増(減) (米ドル)	保有高	銘柄	取引相手	未実現評価増(減) (米ドル)
10,735	DuPont de Nemours Inc	Barclays Bank	26,301	(2,886)	Eagle Pharmaceuticals Inc	Barclays Bank	(3,059)	1,739	eBay Inc	HSBC	2,225
(14,918)	DuPont de Nemours Inc	Barclays Bank	(36,599)	(949)	Eagle Pharmaceuticals Inc	Goldman Sachs	(1,898)	(18,010)	Ebix Inc	Barclays Bank	13,147
(2,248)	DuPont de Nemours Inc	Goldman Sachs	(4,749)	(826)	Eagle Pharmaceuticals Inc	HSBC	(3,486)	(791)	Ebix Inc	HSBC	(313)
27,499	DuPont de Nemours Inc	HSBC	98,721	7,944	Eargo Inc	Barclays Bank	1,549	31,280	EchoStar Corp 'A'	Barclays Bank	72,569
(1,434)	DuPont de Nemours Inc	HSBC	(5,234)	5,785	Eargo Inc	Goldman Sachs	(1,012)	21,070	EchoStar Corp 'A'	Goldman Sachs	68,899
13,132	DuPont de Nemours Inc	Morgan Stanley	32,173	1,864	Eargo Inc	Morgan Stanley	363	6,706	EchoStar Corp 'A'	HSBC	18,240
(52,906)	Durect Corp	Bank of America	(3,497)	(7,659)	Earthstone Energy Inc 'A'	Bank of America	(30,789)	949	Ecolab Inc	Bank of America	3,151
		Merrill Lynch				Merrill Lynch				Merrill Lynch	
(33,312)	Durect Corp	Barclays Bank	(1,749)	(20,654)	Earthstone Energy Inc 'A'	Barclays Bank	(42,960)	17,237	Ecolab Inc	Barclays Bank	24,821
(94,579)	Durect Corp	Goldman Sachs	(6,252)	(8,730)	Earthstone Energy Inc 'A'	Goldman Sachs	(35,095)	456	Ecolab Inc	Goldman Sachs	(139)
1,405	DXC Technology Co	Bank of America	7,713	(10,941)	Earthstone Energy Inc 'A'	Morgan Stanley	(22,757)	28,680	Ecolab Inc	HSBC	(17,954)
		Merrill Lynch		4,086	East West Bancorp Inc	Bank of America	5,475	2,241	Ecolab Inc	Morgan Stanley	3,227
18,443	DXC Technology Co	Barclays Bank	93,321			Merrill Lynch		4,588	Ecovyst Inc	Bank of America	1,973
6,019	DXC Technology Co	Goldman Sachs	33,044	8,784	East West Bancorp Inc	Barclays Bank	15,460			Merrill Lynch	
1,014	DXC Technology Co	HSBC	7,027	21,985	East West Bancorp Inc	Goldman Sachs	29,459	21,930	Ecovyst Inc	Barclays Bank	877
2,858	DXC Technology Co	Morgan Stanley	14,461	7,074	East West Bancorp Inc	HSBC	7,711	31,154	Ecovyst Inc	Goldman Sachs	13,396
(10,383)	DXP Enterprises Inc	Barclays Bank	(14,536)	583	East West Bancorp Inc	Morgan Stanley	1,026	25,951	Ecovyst Inc	HSBC	22,577
(4,691)	DXP Enterprises Inc	Goldman Sachs	(9,757)	71,356	Easterly Government Properties Inc (REIT)	Barclays Bank	10,703	2,007	Ecovyst Inc	Morgan Stanley	80
(4,002)	DXP Enterprises Inc	HSBC	(32,976)	112,026	Easterly Government Properties Inc (REIT)	Goldman Sachs	45,931	(5,976)	Edgewell Personal Care Co	Bank of America	3,944
72	Dyadic International Inc	Barclays Bank	9							Merrill Lynch	
(4,680)	Dycom Industries Inc	Barclays Bank	(55,383)					(14,048)	Edgewell Personal Care Co	Barclays Bank	(21,634)
(762)	Dycom Industries Inc	Goldman Sachs	(10,455)	10,273	Easterly Government Properties Inc (REIT)	HSBC	8,834	(14,170)	Edgewell Personal Care Co	Goldman Sachs	9,352
(3,326)	Dynatrace Inc	Bank of America	1,313	(96,731)	Eastern Bankshares Inc	Barclays Bank	(79,319)	6,148	Edgewell Personal Care Co	HSBC	5,498
		Merrill Lynch		(100,880)	Eastern Bankshares Inc	Goldman Sachs	(96,845)		Edgewise Therapeutics Inc	Bank of America	(6,886)
(6,573)	Dynatrace Inc	Barclays Bank	4,876	(9,560)	Eastern Bankshares Inc	HSBC	(5,067)	8,055	Edgewise Therapeutics Inc	Barclays Bank	(8,861)
10,339	Dynatrace Inc	Goldman Sachs	37,841	(14,594)	Eastern Co	Bank of America	(22,621)	10,023	Edgewise Therapeutics Inc	Goldman Sachs	(3,296)
6,675	Dynatrace Inc	HSBC	34,977	(11,685)	Eastern Co	Merrill Lynch		3,802	Edgewise Therapeutics Inc	HSBC	(3,681)
(7,124)	Dynatrace Inc	HSBC	(32,877)	(14,491)	Eastern Co	Goldman Sachs	(22,461)	8,320	Edison International	Bank of America	7,629
(3,047)	Dynatrace Inc	Morgan Stanley	2,499	(1,315)	Eastern Co	Barclays Bank	(5,258)			Merrill Lynch	
(5,949)	Dynavax Technologies Corp	Bank of America	(13,266)	2,190	EastGroup Properties Inc (REIT)	Goldman Sachs	(22,461)	9,696	Edison International	Barclays Bank	24,787
		Merrill Lynch		(1,315)	EastGroup Properties Inc (REIT)	Bank of America	(9,204)	(37,949)	Edison International	Goldman Sachs	(99,806)
(12,359)	Dynavax Technologies Corp	Barclays Bank	(7,910)	20,592	EastGroup Properties Inc (REIT)	Merrill Lynch		10,435	Edison International	Goldman Sachs	27,444
(6,100)	Dynavax Technologies Corp	Goldman Sachs	(13,603)	14,349	EastGroup Properties Inc (REIT)	Goldman Sachs	(69,383)	(13,402)	Edison International	HSBC	11,258
(11,469)	Dynavax Technologies Corp	HSBC	(44,500)	4,678	EastGroup Properties Inc (REIT)	HSBC	(9,469)	7,801	Edison International	HSBC	21,850
2,813	Dyne Therapeutics Inc	Bank of America	(2,250)	4,455	EastGroup Properties Inc (REIT)	Morgan Stanley	20,583	1,981	Editas Medicine Inc	Bank of America	971
		Merrill Lynch		(2,642)	Eastman Chemical Co	Bank of America	(16,513)	9,393	Editas Medicine Inc	Barclays Bank	6,951
14,800	Dyne Therapeutics Inc	Barclays Bank	(6,216)	(5,150)	Eastman Chemical Co	Barclays Bank	(32,600)	12,372	Editas Medicine Inc	Goldman Sachs	6,781
3,161	Dyne Therapeutics Inc	Goldman Sachs	(2,529)	7,764	Eastman Chemical Co	Barclays Bank	37,952	9,241	Editas Medicine Inc	HSBC	4,689
11,005	Dyne Therapeutics Inc	HSBC	(12,216)	(4,685)	Eastman Chemical Co	Goldman Sachs	(29,281)	4,549	Edwards Lifesciences Corp	Bank of America	15,050
9,160	Dyne Therapeutics Inc	Morgan Stanley	(3,847)	3,822	Eastman Chemical Co	Goldman Sachs	17,077	(3,294)	Edwards Lifesciences Corp	Bank of America	(13,011)
(95,409)	Dynex Capital Inc (REIT)	Barclays Bank	(22,898)	(469)	Eastman Chemical Co	HSBC	(2,898)			Merrill Lynch	
(31,657)	Dynex Capital Inc (REIT)	Morgan Stanley	(7,598)	665	Eastman Chemical Co	HSBC	4,110	3,840	Edwards Lifesciences Corp	Barclays Bank	14,562
18,407	Elophen Parent Holdings Inc	Bank of America	7,731	(10,813)	Eastman Chemical Co	Morgan Stanley	(68,446)	6,813	Edwards Lifesciences Corp	Goldman Sachs	29,501
		Merrill Lynch		2,481	Eastman Chemical Co	Morgan Stanley	15,705	(4,280)	Edwards Lifesciences Corp	HSBC	(22,213)
21,439	Elophen Parent Holdings Inc	Barclays Bank	4,288	(69,342)	Eastman Kodak Co	Barclays Bank	(15,255)	7,906	Edwards Lifesciences Corp	Morgan Stanley	22,930
10,138	Elophen Parent Holdings Inc	HSBC	2,535	(30,578)	Eastman Kodak Co	HSBC	8,868	(2,554)	Edwards Lifesciences Corp	Morgan Stanley	(9,578)
4,154	Elophen Parent Holdings Inc	Morgan Stanley	831	1,871	Eaton Corp Plc	Bank of America	(3,031)	8,681	eGain Corp	Barclays Bank	1,042
(30,095)	Eagle Bancorp Inc	Barclays Bank	(13,242)	40,311	Eaton Corp Plc	Barclays Bank	29,722	17,608	eGain Corp	Goldman Sachs	1,056
(41,083)	Eagle Bancorp Inc	Goldman Sachs	(29,169)	10,391	Eaton Corp Plc	Goldman Sachs	(16,833)	2,617	eHealth Inc	Bank of America	(1,125)
7,335	Eagle Bancorp Montana Inc	Bank of America	3,447	4,594	Eaton Corp Plc	HSBC	2,288	3,152	eHealth Inc	Barclays Bank	2,459
		Merrill Lynch		(1,246)	eBay Inc	Bank of America	(3,427)	4,900	eHealth Inc	Goldman Sachs	(2,107)
9,274	Eagle Bancorp Montana Inc	Barclays Bank	1,391	3,882	eBay Inc	Barclays Bank	11,751	8,977	Eiger	Goldman Sachs	(3,052)
12,346	Eagle Bancorp Montana Inc	Goldman Sachs	5,803	(4,203)	eBay Inc	Barclays Bank	(11,138)	7,335	Eiger	HSBC	(3,227)
6,341	Eagle Bancorp Montana Inc	HSBC	(1,015)	18,936	eBay Inc	Goldman Sachs	50,102		BioPharmaceuticals Inc		
15,154	Eagle Bancorp Montana Inc	Morgan Stanley	2,273	(9,555)	eBay Inc	Goldman Sachs	(20,904)	43,231	BioPharmaceuticals Inc	Barclays Bank	10,808
(5,028)	Eagle Bulk Shipping Inc	Barclays Bank	(2,981)					5,412	El Pollo Loco Holdings Inc	Goldman Sachs	(433)
(454)	Eagle Bulk Shipping Inc	Goldman Sachs	(781)					8,798	El Pollo Loco Holdings Inc	HSBC	(2,287)
747	Eagle Materials Inc	Bank of America	6,738					18,014	El Pollo Loco Holdings Inc	Morgan Stanley	4,504
		Merrill Lynch						98	Elah Holdings Inc	Bank of America	(294)
(43,736)	Eagle Materials Inc	Barclays Bank	(251,482)							Merrill Lynch	
(13,022)	Eagle Materials Inc	Goldman Sachs	(117,458)								
2,290	Eagle Materials Inc	Goldman Sachs	20,656								
1,142	Eagle Materials Inc	Morgan Stanley	6,193								
(1,149)	Eagle Pharmaceuticals Inc	Bank of America	(2,298)								
		Merrill Lynch									

ブラックロック・ストラテジック・ファンズ ブラックロック・アメリカズ・ダイバーシファイド・エクイティ・アブソルート・リターン・ファンド

保有高	銘柄	取引相手	未実現評価増益/(損) (米ドル)	保有高	銘柄	取引相手	未実現評価増益/(損) (米ドル)	保有高	銘柄	取引相手	未実現評価増益/(損) (米ドル)
87	Elah Holdings Inc	Morgan Stanley	(348)	5,333	EMCOR Group Inc	Barclays Bank	20,398	9,633	Endeavor Group Holdings Inc 'A'	Goldman Sachs	28,995
1,619	Elanco Animal Health Inc	Bank of America	1,085	(8,857)	EMCOR Group Inc	Barclays Bank	(34,365)	(2,185)	Endeavor Group Holdings Inc 'A'	HSBC	(9,199)
(22,905)	Elanco Animal Health Inc	Barclays Bank	(7,732)	(5,143)	EMCOR Group Inc	Goldman Sachs	(22,166)	9,504	Endeavor Group Holdings Inc 'A'	HSBC	43,813
1,998	Elanco Animal Health Inc	Barclays Bank	579	13,814	EMCOR Group Inc	HSBC	37,906	(5,324)	Endeavor Group Holdings Inc 'A'	Morgan Stanley	(4,046)
5,944	Elanco Animal Health Inc	Goldman Sachs	3,982	(3,543)	EMCOR Group Inc	HSBC	(11,883)	4,729	Endeavor Group Holdings Inc 'A'	Morgan Stanley	3,594
(1,729)	Elanco Animal Health Inc	HSBC	(324)	2,040	EMCOR Group Inc	Morgan Stanley	5,368	24,326	Endo International Plc	Barclays Bank	2,693
11,975	Elanco Animal Health Inc	HSBC	25,626	(2,823)	EMCOR Group Inc	Morgan Stanley	(10,953)	34,982	Endo International Plc	Goldman Sachs	(22,514)
(2,299)	Elanco Animal Health Inc	Morgan Stanley	(667)	(21,126)	EMCORE Corp	Bank of America	(2,426)	6,449	Energizer Holdings Inc	Bank of America	(11,284)
6,100	Elanco Animal Health Inc	Morgan Stanley	1,769	(24,699)	EMCORE Corp	Barclays Bank	(4,693)	4,267	Energizer Holdings Inc	Barclays Bank	(4,523)
4,536	Elastic NV	Bank of America	16,149	(16,114)	EMCORE Corp	Goldman Sachs	(2,256)	14,598	Energizer Holdings Inc	Goldman Sachs	(38,247)
6,609	Elastic NV	Barclays Bank	15,663	(7,503)	EMCORE Corp	HSBC	(1,200)	36,725	Energizer Holdings Inc	HSBC	(113,230)
6,273	Elastic NV	Goldman Sachs	22,053	35,290	Emerald Holding Inc	Bank of America	13,057	2,054	Energizer Holdings Inc	Morgan Stanley	(2,177)
9,332	Elastic NV	HSBC	41,807	960	Emergent BioSolutions Inc	Bank of America	5,136	5,476	Energy Fuels Inc	Bank of America	3,228
2,983	Elastic NV	Morgan Stanley	7,070	(51,872)	Emerson Electric Co	Goldman Sachs	(171,565)	5,474	Energy Fuels Inc	Barclays Bank	1,697
(11,484)	Electromed Inc	Goldman Sachs	8,958	(12,826)	Emerson Electric Co	HSBC	(41,967)	11,245	Energy Fuels Inc	Goldman Sachs	7,984
(3,329)	Electromed Inc	HSBC	3,595	113,968	Empire State Realty Trust Inc 'A' (REIT)	Barclays Bank	37,609	1,847	Energy Fuels Inc	HSBC	5,847
(6,328)	Electronic Arts Inc	Goldman Sachs	(64,862)	26,992	Empire State Realty Trust Inc 'A' (REIT)	HSBC	779	(36,590)	Energy Recovery Inc	Barclays Bank	(42,810)
5,633	Electronic Arts Inc	Goldman Sachs	57,738	23,806	Empire State Realty Trust Inc 'A' (REIT)	Morgan Stanley	7,856	(22,852)	Energy Recovery Inc	Goldman Sachs	(60,786)
(3,457)	Element Solutions Inc	Bank of America	(2,869)	(12,923)	Employers Holdings Inc	Barclays Bank	4,782	(22,922)	Energy Recovery Inc	HSBC	(54,130)
(60,269)	Element Solutions Inc	Barclays Bank	(30,738)	(17,284)	Employers Holdings Inc	Goldman Sachs	(10,889)	(1,156)	Enerpac Tool Group Corp	Bank of America	231
(31,848)	Element Solutions Inc	Goldman Sachs	(24,946)	(5,246)	Employers Holdings Inc	HSBC	(6,243)	(19,553)	Enerpac Tool Group Corp	Barclays Bank	1,173
(64,037)	Element Solutions Inc	Morgan Stanley	(32,659)	(4,473)	Employers Holdings Inc	Morgan Stanley	1,655	(30,128)	Enerpac Tool Group Corp	Goldman Sachs	6,026
10,003	Elevate Credit Inc	Goldman Sachs	3,401	(7,667)	Enact Holdings Inc	Bank of America	(8,587)	(35,278)	Enerpac Tool Group Corp	Morgan Stanley	2,144
1,319	Elevate Credit Inc	HSBC	1,488	4,282	Enanta Pharmaceuticals Inc	Bank of America	(28,377)	(43,272)	EnerSys	Barclays Bank	(22,792)
9,673	Elevate Credit Inc	Morgan Stanley	1,257	1,220	Enanta Pharmaceuticals Inc	HSBC	(16,592)	(4,205)	EnerSys	Goldman Sachs	(277,374)
392	Elevation Oncology Inc	Barclays Bank	(298)	3,167	Enanta Pharmaceuticals Inc	Morgan Stanley	(9,944)	(7,361)	EnerSys	HSBC	(25,735)
352	Elevation Oncology Inc	Goldman Sachs	(436)	(2,382)	Enbridge Inc	Bank of America	(4,431)	18,037	Eneti Inc	Barclays Bank	(38,719)
278	Elevation Oncology Inc	HSBC	(261)	(2,277)	Encompass Health Corp	Bank of America	(2,677)	10,036	Eneti Inc	HSBC	12,043
115	Elevation Oncology Inc	Morgan Stanley	(87)	(7,258)	Encompass Health Corp	Barclays Bank	(6,097)	(5,026)	Enfusion Inc 'A'	Barclays Bank	(2,312)
(7,667)	elf Beauty Inc	Bank of America	(33,165)	(32,131)	Encompass Health Corp	Goldman Sachs	(11,246)	(32,453)	Enfusion Inc 'A'	HSBC	18,174
(2,191)	elf Beauty Inc	Barclays Bank	(9,399)	(2,801)	Encore Capital Group Inc	HSBC	(3,473)	5,054	EngageSmart Inc	Barclays Bank	606
(17,810)	elf Beauty Inc	Goldman Sachs	(50,937)	1,458	Encore Capital Group Inc	Merrill Lynch	1,881	13,183	EngageSmart Inc	Goldman Sachs	19,115
(3,704)	elf Beauty Inc	HSBC	(14,077)	10,172	Encore Capital Group Inc	Barclays Bank	25,125	12,845	EngageSmart Inc	HSBC	20,295
(1,055)	elf Beauty Inc	Morgan Stanley	(4,526)	7,114	Encore Capital Group Inc	Goldman Sachs	9,048	40,399	EnLink Midstream LLC (Unit)	Bank of America	35,753
(280)	Eli Lilly & Co	Bank of America	(3,693)	5,377	Encore Capital Group Inc	HSBC	(11,507)	30,149	EnLink Midstream LLC (Unit)	Barclays Bank	27,285
(389)	Eli Lilly & Co	Barclays Bank	(3,878)	782	Encore Capital Group Inc	Morgan Stanley	1,932	56,775	Ennis Inc	Bank of America	21,007
(2,571)	Eli Lilly & Co	Goldman Sachs	(35,026)	2,942	Encore Wire Corp	Barclays Bank	17,770	6,448	Ennis Inc	Merrill Lynch	3,740
(1,326)	Eli Lilly & Co	Morgan Stanley	(13,200)	1,794	Encore Wire Corp	Goldman Sachs	11,328	26,613	Ennis Inc	Goldman Sachs	9,847
(13,910)	Ellington Residential Mortgage (REIT)	Barclays Bank	(3,895)	1,823	Encore Wire Corp	HSBC	182	24,776	Ennis Inc	HSBC	9,167
(22,111)	Ellington Residential Mortgage (REIT)	Goldman Sachs	(3,096)	(2,407)	Endeavor Group Holdings Inc 'A'	Bank of America	(7,245)	4,175	Ennis Inc	Morgan Stanley	2,422
(10,401)	Ellington Residential Mortgage (REIT)	HSBC	(832)	6,915	Endeavor Group Holdings Inc 'A'	Merrill Lynch	20,814	5,655	Enochian Biosciences Inc	Goldman Sachs	(4,581)
(8,968)	Ellington Residential Mortgage (REIT)	Morgan Stanley	(2,511)	(3,879)	Endeavor Group Holdings Inc 'A'	Goldman Sachs	(11,676)	8,072	Enova International Inc	Barclays Bank	4,440
(6,350)	Eloxx Pharmaceuticals Inc	Barclays Bank	316	10,172	Encore Capital Group Inc	Barclays Bank	25,125	9,766	Enova International Inc	Goldman Sachs	7,032
(19,449)	Eloxx Pharmaceuticals Inc	Goldman Sachs	401	7,114	Encore Capital Group Inc	Goldman Sachs	9,048	2,583	Enova International Inc	Morgan Stanley	1,421
(6,669)	Eloxx Pharmaceuticals Inc	Morgan Stanley	331	5,377	Encore Capital Group Inc	HSBC	(11,507)	7,707	Enovis Corp	Bank of America	10,890
(32,324)	Embark Technology Inc	Barclays Bank	3,717	1,794	Encore Wire Corp	Goldman Sachs	11,328	32,754	Enovis Corp	Barclays Bank	20,963
(2,342)	Embecta Corp	Bank of America	(328)	1,823	Encore Wire Corp	HSBC	182	11,514	Enovis Corp	Goldman Sachs	22,735
(6,999)	Embecta Corp	Barclays Bank	7,629	(2,407)	Endeavor Group Holdings Inc 'A'	Bank of America	(7,245)	3,812	Enovis Corp	HSBC	7,440
10,198	Embecta Corp	Goldman Sachs	1,428	6,915	Endeavor Group Holdings Inc 'A'	Merrill Lynch	20,814	3,072	Enovis Corp	Morgan Stanley	2,513
2,268	Embecta Corp	HSBC	(8,278)	(3,879)	Endeavor Group Holdings Inc 'A'	Goldman Sachs	(11,676)				
12,150	Embecta Corp	Morgan Stanley	(13,244)								
9,949	EMCOR Group Inc	Bank of America	39,504								
(532)	EMCOR Group Inc	Merrill Lynch	(2,293)								

ブラックロック・ストラテジック・ファンズ ブラックロック・アメリカズ・ダイバーシファイド・エクイティ・アブソルート・リターン・ファンド

保有高	銘柄	取引相手	未実現評価益/(損) (米ドル)	保有高	銘柄	取引相手	未実現評価益/(損) (米ドル)	保有高	銘柄	取引相手	未実現評価益/(損) (米ドル)
2,839	ESSA Bancorp Inc	Bank of America	483	3,020	Evans Bancorp Inc	HSBC	3,367	(1,093)	Evo Payments Inc 'A'	Goldman Sachs	(885)
		Merrill Lynch		4,196	Evans Bancorp Inc	Morgan Stanley	6,147	(3,983)	Evo Payments Inc 'A'	HSBC	(4,262)
3,412	ESSA Bancorp Inc	Barclays Bank	102	(6,617)	Evelo Biosciences Inc	Barclays Bank	(2,514)	(14,577)	Evo Payments Inc 'A'	Morgan Stanley	9,184
5,380	ESSA Bancorp Inc	Goldman Sachs	915	5,122	Eventbrite Inc 'A'	Bank of America	543	6,806	Evolent Health Inc 'A'	Barclays Bank	(4,696)
16,405	ESSA Bancorp Inc	HSBC	(7,874)			Merrill Lynch		7,148	Evolent Health Inc 'A'	Goldman Sachs	—
9,132	ESSA Bancorp Inc	Morgan Stanley	274	19,362	Eventbrite Inc 'A'	Barclays Bank	(4,453)	6,521	Evolent Health Inc 'A'	HSBC	15,390
2,482	Essent Group Ltd	Bank of America	4,244	22,095	Eventbrite Inc 'A'	Goldman Sachs	11,580	9,568	Evolus Inc	Barclays Bank	14,287
		Merrill Lynch		7,813	Eventbrite Inc 'A'	HSBC	11,329	764	Evolus Inc	HSBC	2,261
14,574	Essent Group Ltd	Barclays Bank	17,781	8,999	Eventbrite Inc 'A'	Morgan Stanley	(2,070)	84,319	Evolution Petroleum Corp	Goldman Sachs	53,121
(37,936)	Essent Group Ltd	Goldman Sachs	(64,871)	(2,401)	Everbridge Inc	Barclays Bank	(1,773)	64,454	Evolution Petroleum Corp	Morgan Stanley	43,184
96,627	Essent Group Ltd	Goldman Sachs	153,261	1,824	Everbridge Inc	Barclays Bank	1,970	(2,172)	Evoqua Water	Bank of America	(956)
(7,250)	Essent Group Ltd	HSBC	(7,685)	(5,193)	Everbridge Inc	Goldman Sachs	(19,591)		Technologies Corp	Merrill Lynch	
8,178	Essent Group Ltd	HSBC	8,441	(7,810)	Everbridge Inc	HSBC	(41,907)	1,417	Evoqua Water	Bank of America	623
(5,280)	Essent Group Ltd	Morgan Stanley	(6,442)	1,669	Everbridge Inc	HSBC	5,713		Technologies Corp	Merrill Lynch	
5,184	Essent Group Ltd	Morgan Stanley	6,324	1,747	EverCommerce Inc	Bank of America	280	(32,577)	Evoqua Water	Barclays Bank	26,713
5,837	Essential Properties	Bank of America	(992)			Merrill Lynch			Technologies Corp		
	Really Trust Inc (REIT)	Merrill Lynch		5,323	EverCommerce Inc	Barclays Bank	213	6,038	Evoqua Water	Barclays Bank	(4,951)
44,286	Essential Properties	Barclays Bank	39,857	6,782	EverCommerce Inc	Goldman Sachs	1,085		Technologies Corp		
	Really Trust Inc (REIT)			4,189	EverCommerce Inc	HSBC	(4,231)	(8,777)	Evoqua Water	Goldman Sachs	(431)
73,371	Essential Properties	Goldman Sachs	(12,473)	2,171	Evercore Inc 'A'	Bank of America	9,502		Technologies Corp		
	Really Trust Inc (REIT)					Merrill Lynch		17,258	Evoqua Water	Goldman Sachs	7,593
44,653	Essential Properties	HSBC	33,043	2,625	Evercore Inc 'A'	Barclays Bank	8,583		Technologies Corp		
	Really Trust Inc (REIT)			2,507	Evercore Inc 'A'	Goldman Sachs	9,124	(5,847)	Evoqua Water	HSBC	(4,976)
7,542	Essential Properties	Morgan Stanley	6,788	4,184	Evercore Inc 'A'	HSBC	11,845		Technologies Corp		
	Really Trust Inc (REIT)			4,617	Evercore Inc 'A'	Morgan Stanley	12,376	(3,574)	Evoqua Water	Morgan Stanley	2,931
11,346	Essential Utilities Inc	Bank of America	4,538	453	Everest Re Group Ltd	Bank of America	2,601		Technologies Corp		
		Merrill Lynch				Merrill Lynch		2,204	Evoqua Water	Morgan Stanley	(1,807)
22,339	Essential Utilities Inc	Barclays Bank	(4,244)	4,375	Everest Re Group Ltd	Barclays Bank	33,471		Technologies Corp		
(3,378)	Essential Utilities Inc	Goldman Sachs	(1,351)	5,057	Everest Re Group Ltd	Goldman Sachs	(2,966)	1,467	EW Scripps Co 'A'	Bank of America	391
10,998	Essential Utilities Inc	Goldman Sachs	4,399	5,563	Everest Re Group Ltd	HSBC	2,134			Merrill Lynch	
(47,529)	Essential Utilities Inc	HSBC	(113,687)	4,432	Everest Re Group Ltd	Morgan Stanley	31,575	56,167	EW Scripps Co 'A'	Barclays Bank	(16,288)
8,722	Essential Utilities Inc	HSBC	22,302	28,849	Evergy Inc	Bank of America	50,343	16,740	EW Scripps Co 'A'	Goldman Sachs	7,031
7,285	Essential Utilities Inc	Morgan Stanley	(1,384)			Merrill Lynch		(3,083)	Exact Sciences Corp	Bank of America	(5,437)
(6,863)	Essex Property	Barclays Bank	21,515	23,570	Evergy Inc	Barclays Bank	34,108			Merrill Lynch	
	Trust Inc (REIT)			52,251	Evergy Inc	Goldman Sachs	109,706	(2,439)	Exact Sciences Corp	Barclays Bank	1,415
(736)	Essex Property	Goldman Sachs	5,744	9,254	Evergy Inc	HSBC	20,681	(8,194)	Exact Sciences Corp	Goldman Sachs	(7,128)
	Trust Inc (REIT)			1,957	Evergy Inc	Morgan Stanley	2,877	(3,817)	Exact Sciences Corp	HSBC	(5,698)
(6,358)	Essex Property	HSBC	75,565	16,249	Everi Holdings Inc	Bank of America	17,215	(2,422)	Exact Sciences Corp	Morgan Stanley	1,405
	Trust Inc (REIT)					Merrill Lynch		9,606	Exagen Inc	Bank of America	4,611
(4,829)	Estee Lauder Cos Inc 'A'	Bank of America	(99,931)	6,005	Everi Holdings Inc	Barclays Bank	6,786			Merrill Lynch	
		Merrill Lynch		24,218	Everi Holdings Inc	Goldman Sachs	28,334	5,389	Exagen Inc	Barclays Bank	2,317
(4,922)	Estee Lauder Cos Inc 'A'	Barclays Bank	(91,648)	9,128	Everi Holdings Inc	HSBC	17,691	8,916	Exagen Inc	Goldman Sachs	4,280
623	Estee Lauder Cos Inc 'A'	Goldman Sachs	12,360	2,191	Everi Holdings Inc	Morgan Stanley	849	4,899	Exagen Inc	HSBC	(4,311)
(1,335)	Estee Lauder Cos Inc 'A'	HSBC	(25,234)	12,616	EverQuote Inc 'A'	Barclays Bank	1,640	21,705	Exelixis Inc	Bank of America	(44,746)
(374)	Estee Lauder Cos Inc 'A'	Morgan Stanley	(6,964)	7,020	EverQuote Inc 'A'	Goldman Sachs	491			Merrill Lynch	
2,731	Ethan Allen Interiors Inc	Bank of America	(2,622)	583	EverQuote Inc 'A'	HSBC	(1,137)	32,838	Exelixis Inc	Barclays Bank	17,733
		Merrill Lynch		(5,093)	Eversource Energy	Bank of America	(13,313)	7,984	Exelixis Inc	Goldman Sachs	2,758
24,400	Ethan Allen Interiors Inc	Barclays Bank	40,504			Merrill Lynch		52,474	Exelixis Inc	HSBC	(75,821)
24,292	Ethan Allen Interiors Inc	Goldman Sachs	(23,320)	51,846	Eversource Energy	Barclays Bank	48,735	(14,388)	Exelon Corp	Barclays Bank	(18,129)
15,787	Ethan Allen Interiors Inc	HSBC	(25,417)	(11,535)	Eversource Energy	Barclays Bank	(10,843)	(121,424)	Exelon Corp	Goldman Sachs	(276,847)
3,434	Ethan Allen Interiors Inc	Morgan Stanley	5,700	646	Eversource Energy	Goldman Sachs	(529)	(91,969)	Exelon Corp	HSBC	(222,565)
(17,433)	Eton Pharmaceuticals Inc	Barclays Bank	4,707	(7,638)	Eversource Energy	Goldman Sachs	(22,608)	(6,620)	ExlService Holdings Inc	Bank of America	(55,038)
3,484	Etsy Inc	Barclays Bank	30,900	283	Eversource Energy	HSBC	(42)			Merrill Lynch	
5,391	Etsy Inc	HSBC	11,360	(4,052)	Eversource Energy	HSBC	(6,848)	(4,848)	ExlService Holdings Inc	Barclays Bank	(49,692)
4,987	Euronet Worldwide Inc	Barclays Bank	26,780	(3,118)	Everspin Technologies Inc	Barclays Bank	(1,372)	(7,464)	ExlService Holdings Inc	Goldman Sachs	(59,350)
5,945	Euronet Worldwide Inc	HSBC	93,515	(7,448)	Everspin Technologies Inc	Goldman Sachs	(1,936)	(4,261)	ExlService Holdings Inc	HSBC	(40,655)
1,435	Euronet Worldwide Inc	Morgan Stanley	7,706	(3,708)	EVERTEC Inc	Bank of America	(1,112)	(3,872)	ExlService Holdings Inc	Morgan Stanley	(39,688)
(5,288)	European Wax	Bank of America	(2,448)			Merrill Lynch		(10,748)	eXp World Holdings Inc	Bank of America	(5,804)
	Center Inc 'A'	Merrill Lynch		(12,918)	EVERTEC Inc	Barclays Bank	(1,033)			Merrill Lynch	
(9,226)	European Wax	Barclays Bank	(11,062)	(19,217)	EVERTEC Inc	Goldman Sachs	(5,765)	(20,433)	eXp World Holdings Inc	Barclays Bank	(2,247)
	Center Inc 'A'			(10,074)	EVERTEC Inc	HSBC	907	(2,639)	eXp World Holdings Inc	Goldman Sachs	(1,425)
(4,551)	European Wax	Goldman Sachs	(2,867)	(2,995)	EVI Industries Inc	Barclays Bank	(689)	(15,126)	eXp World Holdings Inc	HSBC	(5,445)
	Center Inc 'A'			(1,887)	Evo Payments Inc 'A'	Bank of America	(1,528)	1,472	Expedia Group Inc	Bank of America	6,609
13,647	Evans Bancorp Inc	Barclays Bank	19,993			Merrill Lynch				Merrill Lynch	
8,500	Evans Bancorp Inc	Goldman Sachs	9,563	(12,284)	Evo Payments Inc 'A'	Barclays Bank	7,739	1,909	Expedia Group Inc	Barclays Bank	12,809

ブラックロック・ストラテジック・ファンズ ブラックロック・アメリカズ・ダイバーシファイド・エクイティ・アブソルート・リターン・ファンド

保有高	銘柄	取引相手	未実現評価増益/(損) (米ドル)	保有高	銘柄	取引相手	未実現評価増益/(損) (米ドル)	保有高	銘柄	取引相手	未実現評価増益/(損) (米ドル)
6,424	Expedia Group Inc	Goldman Sachs	33,862	3,881	FactSet Research Systems Inc	HSBC	72,613	23,876	Federal Agricultural Mortgage Corp 'C'	Barclays Bank	44,887
3,709	Expedia Group Inc	HSBC	6,460								
63	Expedia Group Inc	Morgan Stanley	423	1,060	FactSet Research Systems Inc	Morgan Stanley	10,939	3,979	Federal Agricultural Mortgage Corp 'C'	Goldman Sachs	4,258
1,116	Expeditors International of Washington Inc	Bank of America	(1,266)					(2,750)	Federal Realty Investment Trust (REIT)	Bank of America	2,173
16,127	Expeditors International of Washington Inc	Merrill Lynch		1,764	Fair Isaac Corp	Barclays Bank	3,263				
		Barclays Bank	35,802	1,931	Fair Isaac Corp	Morgan Stanley	3,572	483	Federal Realty Investment Trust (REIT)	Merrill Lynch	
(2,876)	Expeditors International of Washington Inc	Barclays Bank	(6,385)	12,413	Falcon Minerals Corp	Barclays Bank	7,448				(382)
				14,744	Falcon Minerals Corp	HSBC	9,584	(11,461)	Federal Realty Investment Trust (REIT)	Merrill Lynch	
(2,817)	Expeditors International of Washington Inc	Goldman Sachs	4,274	14,473	Farfetch Ltd 'A'	Bank of America	16,792				(59,253)
						Merrill Lynch		6,157	Federal Realty Investment Trust (REIT)	Barclays Bank	31,832
2,406	Expeditors International of Washington Inc	HSBC	6,696	(7,690)	Farfetch Ltd 'A'	Bank of America	(5,306)	(8,418)	Federal Realty Investment Trust (REIT)	Barclays Bank	31,832
				(5,203)	Farfetch Ltd 'A'	Barclays Bank	(7,909)				6,650
(599)	Expeditors International of Washington Inc	HSBC	1,574	20,507	Farfetch Ltd 'A'	Goldman Sachs	36,884				
				(8,132)	Farfetch Ltd 'A'	Goldman Sachs	(5,611)	1,769	Federal Realty Investment Trust (REIT)	Goldman Sachs	(1,398)
(350)	Exponent Inc	Bank of America	(403)	8,227	Farfetch Ltd 'A'	HSBC	10,738				
		Merrill Lynch		(2,426)	Farfetch Ltd 'A'	HSBC	(1,577)	(532)	Federal Realty Investment Trust (REIT)	HSBC	(2,968)
(4,261)	Exponent Inc	Barclays Bank	(8,011)	(8,862)	Farfetch Ltd 'A'	Morgan Stanley	(13,470)				
(7,552)	Exponent Inc	Goldman Sachs	(8,684)	(2,282)	Farmer Bros Co	Goldman Sachs	753	4,094	Federal Realty Investment Trust (REIT)	HSBC	13,346
(5,052)	Exponent Inc	HSBC	(4,597)	(11,384)	Farmer Bros Co	Morgan Stanley	(1,708)	(10,252)	Federal Realty Investment Trust (REIT)	Morgan Stanley	(53,003)
(32,789)	Express Inc	Goldman Sachs	22,297	3,480	Farmers & Merchants Bancorp Inc	Barclays Bank	4,594				
(13,889)	Express Inc	HSBC	8,195					2,326	Federal Realty Investment Trust (REIT)	Morgan Stanley	12,025
(4,925)	Expro Group Holdings NV	Barclays Bank	(5,516)	7,284	Farmers & Merchants Bancorp Inc	Goldman Sachs	7,794				
(1,051)	Expro Group Holdings NV	Goldman Sachs	(1,902)					(25,838)	Federal Signal Corp	Barclays Bank	(38,757)
(4,018)	Expro Group Holdings NV	HSBC	(10,407)	3,602	Farmers & Merchants Bancorp Inc	HSBC	4,683	(34,079)	Federal Signal Corp	Goldman Sachs	(68,158)
(7,290)	Exterran Corp	Bank of America	(2,868)					(23,989)	Federal Signal Corp	HSBC	(18,951)
		Merrill Lynch		11,735	Farmers National Banc Corp	Bank of America	7,745	(32,860)	Federated Hermes Inc	Barclays Bank	(51,590)
(3,279)	Exterran Corp	Barclays Bank	(2,263)					(21,212)	Federated Hermes Inc	Goldman Sachs	(50,696)
(3,432)	Exterran Corp	Goldman Sachs	(1,201)	33,907	Farmers National Banc Corp	Barclays Bank	24,413	(8,920)	Federated Hermes Inc	HSBC	(39,962)
(7,744)	Exterran Corp	HSBC	(5,885)	73,841	Farmers National Banc Corp	Goldman Sachs	48,735	(12,382)	Federated Hermes Inc	Morgan Stanley	(19,460)
17,316	Extra Space Storage Inc (REIT)	Barclays Bank	52,641	7,814	Farmers National Banc Corp	HSBC	2,726	(1,109)	FedEx Corp	Bank of America	(11,212)
				(35,478)	Farmland Partners Inc (REIT)	Barclays Bank	(40,445)				
7,508	Extra Space Storage Inc (REIT)	Goldman Sachs	(9,760)					(2,071)	FedEx Corp	Barclays Bank	(24,739)
				(7,245)	Farmland Partners Inc (REIT)	Goldman Sachs	(5,868)	(2,121)	FedEx Corp	Goldman Sachs	(21,443)
12,078	Extreme Networks Inc	Barclays Bank	2,103	(11,212)	Farmland Partners Inc (REIT)	HSBC	(9,642)	(5,909)	FedEx Corp	HSBC	(68,308)
22,717	Extreme Networks Inc	Goldman Sachs	9,002					(5,709)	FedEx Corp	Morgan Stanley	(85,072)
18,364	Extreme Networks Inc	HSBC	10,039	(1,482)	Farmland Partners Inc (REIT)	Morgan Stanley	(784)	820	FedNat Holding Co	Barclays Bank	4
4,632	Extreme Networks Inc	Morgan Stanley	1,621					2,420	FedNat Holding Co	Goldman Sachs	69
38,552	Exxon Mobil Corp	Barclays Bank	199,314	(2,594)	FARO Technologies Inc	Barclays Bank	1,686	15,476	FedNat Holding Co	Morgan Stanley	67
40,888	Exxon Mobil Corp	Goldman Sachs	331,602	(12,662)	FARO Technologies Inc	Goldman Sachs	6,331	11,002	Fenice Pharmaceuticals Inc	Goldman Sachs	(1,540)
950	Exxon Mobil Corp	HSBC	9,275	(6,136)	FARO Technologies Inc	HSBC	7,793	38,895	Fenice Pharmaceuticals Inc	Morgan Stanley	4,278
76,158	EZCORP Inc 'A'	Barclays Bank	36,937	(8,635)	Fastenal Co	Bank of America	(6,198)	5,398	FibroGen Inc	Bank of America	2,591
53,184	EZCORP Inc 'A'	Goldman Sachs	28,719								
3,378	F45 Training Holdings Inc	Bank of America	(1,993)	(40,768)	Fastenal Co	Barclays Bank	(46,884)	25,699	FibroGen Inc	Goldman Sachs	12,465
		Merrill Lynch		(61,135)	Fastenal Co	Goldman Sachs	(17,034)	9,491	FibroGen Inc	HSBC	16,894
7,758	F45 Training Holdings Inc	Barclays Bank	7,215	(77,631)	Fastenal Co	HSBC	(13,485)	1,647	FibroGen Inc	Morgan Stanley	1,598
2,553	F45 Training Holdings Inc	Goldman Sachs	(1,506)	(10,604)	Fastenal Co	Morgan Stanley	(12,195)	491	Fidelity D&D Bancorp Inc	Barclays Bank	439
13,983	F45 Training Holdings Inc	HSBC	2,711	15,384	Fastly Inc 'A'	Barclays Bank	17,076	220	Fidelity D&D Bancorp Inc	Goldman Sachs	525
5,407	F45 Training Holdings Inc	Morgan Stanley	4,751	21,840	Fastly Inc 'A'	Goldman Sachs	30,541	264	Fidelity D&D Bancorp Inc	HSBC	556
(6,269)	F5 Inc	Bank of America	24,511	15,974	Fastly Inc 'A'	HSBC	23,374	171	Fidelity D&D Bancorp Inc	Morgan Stanley	153
		Merrill Lynch		16,131	Fastly Inc 'A'	Morgan Stanley	17,905	39,681	Fidelity National Financial Inc	Barclays Bank	51,188
(1,964)	F5 Inc	Barclays Bank	(9,447)	3,616	Fate Therapeutics Inc	Barclays Bank	2,061	32,895	Fidelity National Financial Inc	Goldman Sachs	30,922
(12,621)	F5 Inc	Goldman Sachs	37,439	(3,134)	Fate Therapeutics Inc	Goldman Sachs	(1,661)				
(4,985)	F5 Inc	HSBC	16,152	7,799	Fate Therapeutics Inc	Goldman Sachs	5,259				
(1,244)	F5 Inc	Morgan Stanley	(5,984)	(975)	Fate Therapeutics Inc	HSBC	(800)	10,725	Fidelity National Financial Inc	HSBC	16,409
(4,915)	Fabrinet	Barclays Bank	(10,911)	11,914	Fate Therapeutics Inc	HSBC	6,611				
(4,956)	Fabrinet	Goldman Sachs	7,894					360	Fidelity National Financial Inc	Morgan Stanley	464
(4,597)	Fabrinet	HSBC	(430)	2,629	Fate Therapeutics Inc	Morgan Stanley	1,499				
(2,259)	Fabrinet	Morgan Stanley	(5,015)	1,683	Fathom Holdings Inc	Barclays Bank	1,447	27,283	Fidelity National Information Services Inc	Goldman Sachs	219,082
876	FactSet Research Systems Inc	Bank of America	8,848	1,126	Fathom Holdings Inc	Goldman Sachs	1,599				
		Merrill Lynch		779	Fathom Holdings Inc	Morgan Stanley	670				
7,368	FactSet Research Systems Inc	Barclays Bank	76,038	(1,614)	FB Financial Corp	Barclays Bank	(2,857)	2,533	Fidelity National Information Services Inc	HSBC	24,798
				(850)	FB Financial Corp	HSBC	(3,743)				
5,335	FactSet Research Systems Inc	Goldman Sachs	53,883	(5,502)	FB Financial Corp	Morgan Stanley	(9,739)	7,550	Fiesta Restaurant Group Inc	Barclays Bank	2,869
								2,988	Fiesta Restaurant Group Inc	Goldman Sachs	1,315

ブラックロック・ストラテジック・ファンズ ブラックロック・アメリカズ・ダイバーシファイド・エクイティ・アブソルート・リターン・ファンド

保有高	銘柄	取引相手	未実現評価益/(損) (米ドル)	保有高	銘柄	取引相手	未実現評価益/(損) (米ドル)	保有高	銘柄	取引相手	未実現評価益/(損) (米ドル)
7,108	Fiesta Restaurant Group Inc	HSBC	9,880	36,234	First Busey Corp	Barclays Bank	17,621	7,939	First Financial Corp	Barclays Bank	3,414
16,274	Fiesta Restaurant Group Inc	Morgan Stanley	6,184	34,089	First Busey Corp	Goldman Sachs	39,108	2,114	First Financial Corp	Goldman Sachs	1,987
9,293	Fifth Third Bancorp	Bank of America	30,667	21,722	First Busey Corp	HSBC	13,943	4,102	First Financial Corp	HSBC	2,256
		Merrill Lynch		16,465	First Business Services Inc	Morgan Stanley	8,240	1,063	First Financial Corp	Morgan Stanley	457
(27,492)	Fifth Third Bancorp	Barclays Bank	(59,933)	12,789	First Business Services Inc	Bank of America	6,650	20,158	First Financial Corp	Bank of America	9,071
12,162	Fifth Third Bancorp	Barclays Bank	26,513		Financial Services Inc	Merrill Lynch			Northwest Inc	Merrill Lynch	
(43,965)	Fifth Third Bancorp	Goldman Sachs	(140,529)	20,501	First Business Services Inc	Barclays Bank	23,576	34,941	First Financial Corp	Goldman Sachs	15,723
9,631	Fifth Third Bancorp	Goldman Sachs	31,782		Financial Services Inc				Northwest Inc		
(7,939)	Fifth Third Bancorp	HSBC	(13,393)	18,804	First Business Services Inc	Goldman Sachs	9,778	20,420	First Foundation Inc	Bank of America	24,431
8,060	Fifth Third Bancorp	HSBC	17,651		Financial Services Inc				Merrill Lynch		
(8,038)	Fifth Third Bancorp	Morgan Stanley	(5,908)	13,953	First Business Services Inc	HSBC	(11,162)	49,862	First Foundation Inc	Barclays Bank	32,410
15,530	Figs Inc 'A'	Bank of America	(2,347)		Financial Services Inc			26,311	First Foundation Inc	Goldman Sachs	29,728
		Merrill Lynch		825	First Capital Inc	Bank of America	(91)	9,161	First Foundation Inc	HSBC	3,357
5,672	Figs Inc 'A'	Barclays Bank	2,779			Merrill Lynch		2,139	First Foundation Inc	Morgan Stanley	1,390
10,999	Figs Inc 'A'	Goldman Sachs	(5,500)	244	First Capital Inc	Barclays Bank	205	(2,362)	First Guaranty Bancshares Inc	Bank of America	(1,772)
6,883	Figs Inc 'A'	HSBC	(27,074)	251	First Capital Inc	Morgan Stanley	211	(2,425)	First Guaranty Bancshares Inc	Merrill Lynch	(3,662)
5,159	Figs Inc 'A'	Morgan Stanley	2,528	(402)	First Citizens BancShares Inc 'A'	Bank of America	(16,695)	(19,429)	First Hawaiian Inc	Bank of America	(24,869)
(15,428)	Financial Institutions Inc	Goldman Sachs	(13,731)		First Citizens BancShares Inc 'A'	Merrill Lynch			Merrill Lynch		
(2,597)	Financial Institutions Inc	Morgan Stanley	(2,052)	(2,174)	First Citizens BancShares Inc 'A'	Barclays Bank	(64,220)	(76,331)	First Hawaiian Inc	Barclays Bank	(65,645)
2,170	Finwise Bancorp	Goldman Sachs	803	(923)	First Citizens BancShares Inc 'A'	Goldman Sachs	(38,333)	(73,879)	First Hawaiian Inc	Goldman Sachs	(94,565)
2,495	Finwise Bancorp	HSBC	(998)	(1,261)	First Citizens BancShares Inc 'A'	HSBC	(57,892)	(17,297)	First Hawaiian Inc	HSBC	(15,568)
5,453	First Advantage Corp	Bank of America	(2,345)		BancShares Inc 'A'			(31,933)	First Hawaiian Inc	Morgan Stanley	(27,462)
		Merrill Lynch		(607)	First Citizens BancShares Inc 'A'	Morgan Stanley	(17,931)	29,370	First Horizon Corp	Goldman Sachs	41,118
3,716	First Advantage Corp	Barclays Bank	520		First Citizens BancShares Inc 'A'			34,011	First Industrial Realty Trust Inc (REIT)	Bank of America	(8,503)
5,093	First Advantage Corp	Goldman Sachs	(2,716)	(1,802)	First Citizens BancShares Inc 'A'	Bank of America	(118)	60,265	First Industrial Realty Trust Inc (REIT)	Merrill Lynch	
7,756	First Advantage Corp	HSBC	(5,778)	(23,791)	First Citizens BancShares Inc 'A'	Merrill Lynch			First Industrial Realty Trust Inc (REIT)	Barclays Bank	71,715
7,310	First Advantage Corp	Morgan Stanley	1,101	(40,491)	First Commonwealth Financial Corp	Barclays Bank	(11,896)	127,317	First Industrial Realty Trust Inc (REIT)	Goldman Sachs	(31,830)
(2,103)	First American Financial Corp	Bank of America	42	(2,602)	First Commonwealth Financial Corp	Goldman Sachs	(31,970)	(3,961)	First Internet Bancorp	Barclays Bank	(4,817)
		Merrill Lynch		(2,602)	First Commonwealth Financial Corp	HSBC	(1,171)	(12,090)	First Internet Bancorp	Goldman Sachs	(4,678)
10,047	First American Financial Corp	Barclays Bank	904	(2,186)	First Commonwealth Financial Corp	Morgan Stanley	(1,093)	33,770	First Interstate BancSystem Inc 'A'	Bank of America	126,340
(6,797)	First American Financial Corp	Barclays Bank	(612)	19,517	First Commonwealth Financial Corp	Barclays Bank	9,954	69,589	First Interstate BancSystem Inc 'A'	Merrill Lynch	
(2,603)	First American Financial Corp	Goldman Sachs	52	15,800	First Community Bankshares Inc	Goldman Sachs	24,490	41,997	First Interstate BancSystem Inc 'A'	Barclays Bank	228,512
1,819	First American Financial Corp	Morgan Stanley	164	53,619	First Community Bankshares Inc	HSBC	26,809	6,683	First Interstate BancSystem Inc 'A'	HSBC	25,690
(3,999)	First American Financial Corp	Morgan Stanley	(360)		First Community Bankshares Inc			20,603	First Interstate BancSystem Inc 'A'	Morgan Stanley	67,895
(2,878)	First Bancorp	Bank of America	(3,684)	30,106	First Community Bankshares Inc	Morgan Stanley	15,354	(11,220)	First Merchants Corp	Bank of America	(19,630)
		Merrill Lynch		6,014	First Community Corp	Barclays Bank	(60)	(28,910)	First Merchants Corp	Merrill Lynch	
(61,940)	First Bancorp	Barclays Bank	(69,373)	275	First Community Corp	Goldman Sachs	8	(15,938)	First Merchants Corp	Barclays Bank	(28,064)
(7,123)	First Bancorp	Barclays Bank	(5,200)	17,313	First Community Corp	Morgan Stanley	(173)	(1,399)	First Merchants Corp	HSBC	(12,045)
(55,653)	First Bancorp	Goldman Sachs	(81,781)	(11,609)	First Financial Bancorp	Bank of America	(9,840)	(27,612)	First Merchants Corp	Morgan Stanley	(1,413)
(14,444)	First Bancorp	Goldman Sachs	(18,488)		First Financial Bancorp	Merrill Lynch			First Mid Bancshares Inc	Bank of America	(24,851)
(7,663)	First Bancorp	HSBC	843	(30,343)	First Financial Bancorp	Barclays Bank	(4,855)	(29,242)	First Mid Bancshares Inc	Merrill Lynch	
(10,834)	First BancCorp	Bank of America	(11,752)	(83,695)	First Financial Bancorp	Goldman Sachs	(71,623)	(2,689)	First Mid Bancshares Inc	Goldman Sachs	(26,318)
		Merrill Lynch		(27,701)	First Financial Bancorp	HSBC	(6,560)	(1,307)	First Mid Bancshares Inc	HSBC	(968)
(9,572)	First BancCorp	Morgan Stanley	(10,721)	(12,814)	First Financial Bancorp	Morgan Stanley	(1,096)	(13,824)	First Mid Bancshares Inc	Morgan Stanley	(4,562)
9,170	First BancCorp Inc	Barclays Bank	11,921	1,150	First Financial Bancorp	Bank of America	610	58,552	First Northwest Bancorp	Bank of America	61,480
6,410	First BancCorp Inc	Goldman Sachs	7,127		First Financial Bancorp	Merrill Lynch				Merrill Lynch	
834	First BancCorp Inc	HSBC	1,365	45,577	First Financial Bancorp	Barclays Bank	11,394	4,939	First Northwest Bancorp	Barclays Bank	(296)
8,291	First BancCorp Inc	Morgan Stanley	10,778	38,016	First Financial Bancorp	Goldman Sachs	20,148	9,608	First Northwest Bancorp	Goldman Sachs	10,088
10,789	First Bancshares Inc	Bank of America	(1,187)		First Financial Bancorp			1,307	First Northwest Bancorp	HSBC	(1,137)
		Merrill Lynch		14,177	First Financial Bancorp	HSBC	(4,638)	4,985	First Northwest Bancorp	Morgan Stanley	(299)
23,466	First Bancshares Inc	Barclays Bank	2,816		First Financial Bancorp			3,510	First of Long Island Corp	Bank of America	1,088
18,172	First Bancshares Inc	Goldman Sachs	(1,999)	9,615	First Financial Bancorp	Morgan Stanley	3,724	12,553	First of Long Island Corp	Merrill Lynch	
31,539	First Bancshares Inc	HSBC	(69,972)		First Financial Bancorp			31,183	First of Long Island Corp	Barclays Bank	5,398
4,558	First Bancshares Inc	Morgan Stanley	547	42,918	First Financial Corp	Bank of America	40,343	17,344	First of Long Island Corp	Goldman Sachs	2,667
31,626	First Bank	Bank of America	7,274		First Financial Corp	Merrill Lynch				HSBC	2,081
		Merrill Lynch									
17,854	First Bank	Barclays Bank	6,249								
11,783	First Bank	Goldman Sachs	2,710								
5,743	First Busey Corp	Bank of America	4,959								

ブラックロック・ストラテジック・ファンズ ブラックロック・アメリカズ・ダイバーシファイド・エクイティ・アブソルート・リターン・ファンド

保有高	銘柄	取引相手	未実現評価増益/(損) (米ドル)	保有高	銘柄	取引相手	未実現評価増益/(損) (米ドル)	保有高	銘柄	取引相手	未実現評価増益/(損) (米ドル)
9,205 (3,731)	First of Long Island Corp	Morgan Stanley	3,958	(2,094)	Five Star Bancorp	Barclays Bank	1,361	20,543	Fluent Inc	Goldman Sachs	822
	First Republic Bank	Bank of America	(62,942)	(4,620)	Five Star Bancorp	Goldman Sachs	(2,922)	4,407	Fluent Inc	Morgan Stanley	88
11,870 (3,528)	First Republic Bank	Barclays Bank	80,953	(6,296)	Five Star Bancorp	HSBC	5,603	26,300	Fluor Corp	Goldman Sachs	18,221
(827)	First Republic Bank	Barclays Bank	(24,061)	8,639	Five Star Senior Living Inc	Bank of America	2,333	4,802	Fluor Corp	HSBC	13,734
1,855	First Republic Bank	Goldman Sachs	(13,951)	21,349	Five Star Senior Living Inc	Merrill Lynch		9,057	Flushing Financial Corp	Bank of America	6,521
(3,205)	First Republic Bank	HSBC	21,388	3,112	Five Star Senior Living Inc	Barclays Bank	5,124	18,862	Flushing Financial Corp	Merrill Lynch	
19,817	First Republic Bank	HSBC	(36,954)	3,189	Five Star Senior Living Inc	Goldman Sachs	840	27,036	Flushing Financial Corp	Barclays Bank	7,922
	First Savings	Bank of America	27,347	(2,889)	Five9 Inc	Morgan Stanley	765	15,514	Flushing Financial Corp	Goldman Sachs	19,466
2,544	Financial Group Inc	Merrill Lynch		(6,196)	Five9 Inc	Barclays Bank	(13,578)	15,514	Flushing Financial Corp	HSBC	11,004
	First Savings	Barclays Bank	2,976	(5,487)	Five9 Inc	Goldman Sachs	(32,095)	6,342	Flushing Financial Corp	Morgan Stanley	2,664
6,417	Financial Group Inc	Barclays Bank		(2,773)	Five9 Inc	HSBC	(31,551)	(7,261)	Flywire Corp	Barclays Bank	(7,406)
	First Savings	Goldman Sachs	8,855	2,089	FleetCor Technologies Inc	Morgan Stanley	(13,033)	(6,786)	Flywire Corp	HSBC	19,204
966	First Savings	HSBC	1,710	(5,497)	FleetCor Technologies Inc	Barclays Bank	18,425	(2,715)	Flywire Corp	Morgan Stanley	(2,769)
1,167	Financial Group Inc	HSBC		398	FleetCor Technologies Inc	Goldman Sachs	(113,348)	(3,214)	FMC Corp	Bank of America	(21,277)
(6,865)	First Solar Inc	HSBC	1,365	(1,515)	FleetCor Technologies Inc	Goldman Sachs	7,595	(2,005)	FMC Corp	Barclays Bank	(261)
(5,643)	First Solar Inc	Morgan Stanley		204	FleetCor Technologies Inc	HSBC	4,824	3,204	FMC Corp	Goldman Sachs	21,210
(5,761)	First Solar Inc	Barclays Bank	(43,044)	(1,685)	FleetCor Technologies Inc	Morgan Stanley	(14,862)	17,954	FMC Corp	HSBC	174,692
1,768	First Solar Inc	Goldman Sachs	(36,873)	525	FleetCor Technologies Inc	Morgan Stanley	4,631	(1,352)	FMC Corp	Morgan Stanley	(176)
	First Solar Inc	HSBC	(23,505)	97,789	Flex Ltd	Barclays Bank	78,231	(91,315)	FNB Corp	Bank of America	(41,245)
	First United Corp	HSBC	2,829	62,238	Flex Ltd	Goldman Sachs	52,022		FNB Corp	Merrill Lynch	
4,382	First United Corp	Bank of America	2,829	4,385	Flex Ltd	HSBC	2,127	(85,096)	FNB Corp	Barclays Bank	(32,049)
20,049	First United Corp	Merrill Lynch		(12,671)	Flex Ltd	HSBC	(8,743)	(51,207)	FNB Corp	Goldman Sachs	(22,556)
17,228	First United Corp	Barclays Bank	8,764	9,889	Flex Ltd	Morgan Stanley	7,911	(76,647)	FNB Corp	HSBC	(41,102)
3,140	First Watch	Goldman Sachs	32,078	(3,576)	Flexsteel Industries Inc	Bank of America	39	(58,900)	FNB Corp	Morgan Stanley	(21,204)
15,650	First Watch	Morgan Stanley	34,456	(11,802)	Flexsteel Industries Inc	Merrill Lynch		(5,147)	Focus Financial	Bank of America	(5,444)
	Restaurant Group Inc	Bank of America	6,563	(1,067)	Flexsteel Industries Inc	Barclays Bank	(8,497)	(12,204)	Partners Inc 'A'	Merrill Lynch	
2,935	Restaurant Group Inc	Merrill Lynch		(3,070)	Flexsteel Industries Inc	Goldman Sachs	(128)	(19,453)	Partners Inc 'A'	Barclays Bank	(5,248)
11,104	Restaurant Group Inc	Barclays Bank	17,528	(337)	Floor & Decor Holdings Inc 'A'	Bank of America	650	(15,064)	Partners Inc 'A'	Goldman Sachs	(30,347)
4,569	Restaurant Group Inc	Goldman Sachs	6,134	(9,819)	Floor & Decor Holdings Inc 'A'	Merrill Lynch	3,608	(4,791)	Partners Inc 'A'	HSBC	(33,690)
2,372	Restaurant Group Inc	HSBC	41,529	1,412	Floor & Decor Holdings Inc 'A'	Barclays Bank	(55,974)		Partners Inc 'A'	Morgan Stanley	(2,060)
4,850	Restaurant Group Inc	Morgan Stanley	5,117	2,282)	Floor & Decor Holdings Inc 'A'	Barclays Bank	7,879	966	Foghorn Therapeutics Inc	Goldman Sachs	1,758
10,254	Restaurant Group Inc	Barclays Bank	2,657	(2,282)	Floor & Decor Holdings Inc 'A'	Goldman Sachs	(10,493)	10,600	Foghorn Therapeutics Inc	HSBC	32,224
(1,323)	Restaurant Group Inc	Goldman Sachs	9,527	2,238	Floor & Decor Holdings Inc 'A'	HSBC	7,122	4,050	FONAR Corp	Goldman Sachs	(1,134)
(1,646)	Restaurant Group Inc	HSBC	(2,358)	(357)	Floor & Decor Holdings Inc 'A'	Morgan Stanley	(1,992)	5,305	FONAR Corp	Morgan Stanley	265
(5,816)	Restaurant Group Inc	Bank of America	(900)	2,643	Floor & Decor Holdings Inc 'A'	HSBC	14,748	(1,843)	Foot Locker Inc	Bank of America	(3,741)
(858)	Restaurant Group Inc	Merrill Lynch		(76,369)	Flotek Industries Inc	Bank of America	(4,964)	(20,957)	Foot Locker Inc	Merrill Lynch	
(3,009)	Restaurant Group Inc	Barclays Bank	(3,276)	(11,910)	Flotek Industries Inc	Merrill Lynch		11,624	Foot Locker Inc	HSBC	(51,474)
(704)	Restaurant Group Inc	Goldman Sachs	(3,955)	(38,629)	Flotek Industries Inc	Goldman Sachs	(774)	7,082	Ford Motor Co	Bank of America	5,568
	Restaurant Group Inc	HSBC	(9,426)	(72,024)	Flotek Industries Inc	HSBC	(7,533)	(8,442)	Ford Motor Co	Merrill Lynch	
	Restaurant Group Inc	Morgan Stanley	(5,988)	(24,881)	Flowers Foods Inc	Morgan Stanley	(7,563)	(5,060)	Forestar Group Inc	Bank of America	(4,453)
	Restaurant Group Inc	Bank of America	(781)	(28,811)	Flowers Foods Inc	Barclays Bank	(23,637)	(10,048)	Forestar Group Inc	Merrill Lynch	
(50,813)	Restaurant Group Inc	Merrill Lynch		30,119	Flowers Foods Inc	Barclays Bank	28,613	(19,858)	Forestar Group Inc	Barclays Bank	(4,220)
(88,823)	Restaurant Group Inc	Goldman Sachs	(56,402)	(14,009)	Flowers Foods Inc	Goldman Sachs	560	(12,519)	Forestar Group Inc	Goldman Sachs	(17,089)
(44,660)	Restaurant Group Inc	HSBC	(61,288)	15,334	Flowers Foods Inc	HSBC	8,808	(7,057)	Forestar Group Inc	HSBC	(15,663)
(4,949)	Restaurant Group Inc	Bank of America	(20,390)	(21,198)	Flowers Foods Inc	Goldman Sachs	4,664	(1,560)	Forian Inc	Morgan Stanley	(2,964)
(20,841)	Restaurant Group Inc	Merrill Lynch		20,871	Flowers Foods Inc	HSBC	(2,878)		Forian Inc	Bank of America	(679)
(7,209)	Restaurant Group Inc	Barclays Bank	(32,095)	3,611	Flowers Foods Inc	Morgan Stanley	3,430	(1,240)	Forian Inc	Merrill Lynch	
(16,363)	Restaurant Group Inc	Goldman Sachs	(29,702)	(10,587)	Flowserve Corp	Bank of America	(10,905)	17,946	Forma Therapeutics Holdings Inc	Barclays Bank	(564)
15,780	Restaurant Group Inc	HSBC	(100,519)	(3,697)	Flowserve Corp	Merrill Lynch			Forma Therapeutics Holdings Inc	Bank of America	(14,716)
6,822	Restaurant Group Inc	Bank of America	12,906	(56,722)	Flowserve Corp	Barclays Bank	(3,179)	9,641	Forma Therapeutics Holdings Inc	Merrill Lynch	
(1,795)	Restaurant Group Inc	Merrill Lynch		7,767	Fluence Energy Inc	Goldman Sachs	(58,424)		Forma Therapeutics Holdings Inc	Barclays Bank	(2,217)
	Restaurant Group Inc	Barclays Bank	(27,125)	(10,841)	Fluence Energy Inc	Bank of America	14,135	9,569	Forma Therapeutics Holdings Inc	Goldman Sachs	(7,847)
(2,616)	Restaurant Group Inc	Goldman Sachs	(7,055)	3,610	Fluence Energy Inc	Merrill Lynch			Forma Therapeutics Holdings Inc	Merrill Lynch	
(3,735)	Restaurant Group Inc	HSBC	(20,899)		Fluence Energy Inc	Barclays Bank	7,263		Forma Therapeutics Holdings Inc	HSBC	
(573)	Restaurant Group Inc	Bank of America	(9,919)		Fluence Energy Inc	HSBC	3,646				
(2,284)	Restaurant Group Inc	Merrill Lynch	(1,873)								

ブラックロック・ストラテジック・ファンズ ブラックロック・アメリカズ・ダイバーシファイド・エクイティ・アブソルート・リターン・ファンド

保有高	銘柄	取引相手	未実現評価増益/(損) (米ドル)	保有高	銘柄	取引相手	未実現評価増益/(損) (米ドル)	保有高	銘柄	取引相手	未実現評価増益/(損) (米ドル)
19,135	Forma Therapeutics Holdings Inc	HSBC	(10,142)	1,146	Fox Factory Holding Corp	Barclays Bank	(126)	2,270	frontdoor Inc	Morgan Stanley	(1,339)
12,244	Forma Therapeutics Holdings Inc	Morgan Stanley	(2,816)	(2,717)	Fox Factory Holding Corp	Barclays Bank	299	(1,465)	Frontier Communications Parent Inc	Bank of America	(4,673)
(6,131)	FormFactor Inc	Bank of America	(9,748)	(2,729)	Fox Factory Holding Corp	Goldman Sachs	1,399	(30,868)	Frontier Communications Parent Inc	Barclays Bank	(82,726)
(16,254)	FormFactor Inc	Barclays Bank	(20,968)	204	Fox Factory Holding Corp	HSBC	353	(47,241)	Frontier Communications Parent Inc	Goldman Sachs	(150,699)
(11,683)	FormFactor Inc	Goldman Sachs	(18,576)	(839)	Fox Factory Holding Corp	Morgan Stanley	92	(19,815)	Frontier Communications Parent Inc	HSBC	(44,188)
(3,849)	FormFactor Inc	HSBC	(10,200)	4,939	Franchise Group Inc	Barclays Bank	13,138	36,239	Frontier Group Holdings Inc	Barclays Bank	43,124
(6,340)	FormFactor Inc	Morgan Stanley	(8,179)	(8,487)	Franklin BSP Realty Trust Inc (REIT)	Goldman Sachs	(16,829)	68,115	Frontier Group Holdings Inc	Goldman Sachs	69,477
18,918	Forrester Research Inc	Barclays Bank	37,079	(11,448)	Franklin BSP Realty Trust Inc (REIT)	Goldman Sachs	(11,463)	84,784	Frontier Group Holdings Inc	HSBC	130,323
20,305	Forrester Research Inc	Goldman Sachs	26,803	18,488	Franklin Covey Co	Goldman Sachs	(11,463)	31,050	Frontier Group Holdings Inc	Morgan Stanley	36,949
1,442	Forte Biosciences Inc	Bank of America	317	10,311	Franklin Covey Co	HSBC	7,733	(18,424)	Frontline Ltd	Barclays Bank	(17,871)
651	Forte Biosciences Inc	Barclays Bank	137	966	Franklin Covey Co	Morgan Stanley	821	2,045	FRP Holdings Inc	Goldman Sachs	8,548
20,247	Forte Biosciences Inc	Goldman Sachs	4,454	13,267	Franklin Electric Co Inc	Bank of America	31,708	13,774	FS Bancorp Inc	Bank of America	23,967
12,755	Forte Biosciences Inc	HSBC	829	39,944	Franklin Electric Co Inc	Barclays Bank	75,494	532	F-star Therapeutics Inc*	Merrill Lynch	
762	Fortinet Inc	Barclays Bank	4,527	8,417	Franklin Electric Co Inc	Goldman Sachs	20,117	14,698	FS Bancorp Inc	Barclays Bank	17,932
11,390	Fortitude Gold Corp	Barclays Bank	(399)	18,718	Franklin Electric Co Inc	HSBC	29,013	796	FS Bancorp Inc	Goldman Sachs	1,385
21,664	Fortitude Gold Corp	Morgan Stanley	(758)	5,278	Franklin Electric Co Inc	Morgan Stanley	9,975	14,798	FS Bancorp Inc	HSBC	10,951
4,761	Fortive Corp	Bank of America	13,712	(15,039)	Franklin Resources Inc	Bank of America	(36,244)	14,436	FS Bancorp Inc	Morgan Stanley	17,612
13,206	Fortive Corp	Barclays Bank	30,770	(38,988)	Franklin Resources Inc	Barclays Bank	(52,244)	532	F-star Therapeutics Inc*	Goldman Sachs	213
3,837	Fortive Corp	Goldman Sachs	7,343	(28,703)	Franklin Resources Inc	Goldman Sachs	(69,174)	7,956	FTC Solar Inc	Barclays Bank	2,944
7,040	Fortive Corp	HSBC	12,960	(6,140)	Franklin Resources Inc	HSBC	(12,619)	11,307	FTC Solar Inc	Goldman Sachs	15,378
(83,042)	Fortress Biotech Inc	Barclays Bank	(11,553)	(2,334)	Franklin Resources Inc	Morgan Stanley	(3,128)	(2,984)	FTI Consulting Inc	Bank of America	13,219
5,825	Fortune Brands Home & Security Inc	Barclays Bank	9,145	(44,111)	Franklin Street Properties Corp (REIT)	Bank of America	566	(5,481)	FTI Consulting Inc	Barclays Bank	(15,840)
(1,553)	Fortune Brands Home & Security Inc	Barclays Bank	(2,438)	(42,859)	Franklin Street Properties Corp (REIT)	Merrill Lynch	(2,143)	(1,804)	FTI Consulting Inc	Goldman Sachs	7,992
31,681	Fortune Brands Home & Security Inc (REIT)	Goldman Sachs	12,672	(21,540)	Franklin Street Properties Corp (REIT)	Goldman Sachs	(461)	(7,926)	FTI Consulting Inc	HSBC	19,114
(2,714)	Fortune Brands Home & Security Inc	Goldman Sachs	(1,086)	(56,086)	Franklin Street Properties Corp (REIT)	HSBC	7,185	(4,124)	FuelCell Energy Inc	Bank of America	(3,052)
2,567	Fortune Brands Home & Security Inc	HSBC	(3,665)	(4,806)	Franklin Street Properties Corp (REIT)	Morgan Stanley	(240)	(77,403)	FuelCell Energy Inc	Goldman Sachs	(57,278)
1,750	Fortune Brands Home & Security Inc	Morgan Stanley	2,748	26,263	Freeport-McMoRan Inc	Bank of America	121,860	(18,253)	FuelCell Energy Inc	Morgan Stanley	(7,301)
(7,510)	Fortune Brands Home & Security Inc	Morgan Stanley	(11,791)	15,030	Freeport-McMoRan Inc	Merrill Lynch	21,643	(4,109)	Fulgent Genetics Inc	Barclays Bank	2,219
(6,616)	Forward Air Corp	Barclays Bank	4,367	17,100	Freeport-McMoRan Inc	Barclays Bank	21,643	(5,226)	Fulgent Genetics Inc	HSBC	(27,489)
(7,149)	Forward Air Corp	Goldman Sachs	19,874	18,577	Freeport-McMoRan Inc	Goldman Sachs	79,344	(30,242)	Full House Resorts Inc	Goldman Sachs	(1,815)
(19,495)	Fossil Group Inc	Goldman Sachs	6,043	(11,542)	FreightCar America Inc	Goldman Sachs	79,344	14,598	Fulton Financial Corp	Bank of America	10,803
(14,853)	Fossil Group Inc	HSBC	6,632	1,856	Frequency Therapeutics Inc	Morgan Stanley	26,751	115,182	Fulton Financial Corp	Merrill Lynch	
(6,395)	Fossil Group Inc	Morgan Stanley	(3,261)	13,244	Frequency Therapeutics Inc	Bank of America	(269)	111,644	Fulton Financial Corp	Barclays Bank	33,403
53,790	Four Corners Property Trust Inc (REIT)	Bank of America	37,653	27,970	Frequency Therapeutics Inc	Merrill Lynch	(1,391)	145,409	Fulton Financial Corp	Goldman Sachs	82,617
5,564	Four Corners Property Trust Inc (REIT)	Merrill Lynch	6,009	18,304	Frequency Therapeutics Inc	Goldman Sachs	(4,056)	52,232	Fulton Financial Corp	HSBC	27,628
37,556	Four Corners Property Trust Inc (REIT)	Barclays Bank	6,009	(12,332)	Fresh Del Monte Produce Inc	Morgan Stanley	(1,922)	7,022	Fulton Financial Corp	Morgan Stanley	15,147
41,609	Four Corners Property Trust Inc (REIT)	Goldman Sachs	26,289	13,244	Fresh Del Monte Produce Inc	Barclays Bank	(1,391)	2,260	Funko Inc 'A'	Barclays Bank	10,322
29,444	Four Corners Property Trust Inc (REIT)	Morgan Stanley	31,800	27,970	Fresh Del Monte Produce Inc	Goldman Sachs	(4,056)	(24,466)	Funko Inc 'A'	Goldman Sachs	1,085
25,058	Fox Corp 'A'	Bank of America	42,849	18,304	Frequency Therapeutics Inc	Morgan Stanley	(1,922)	(32,625)	FutureFuel Corp	Bank of America	(12,478)
22,288	Fox Corp 'A'	Merrill Lynch	42,849	(12,332)	Fresh Del Monte Produce Inc	Barclays Bank	(18,991)	(28,056)	FutureFuel Corp	Merrill Lynch	
76,737	Fox Corp 'A'	Barclays Bank	26,968	(4,449)	Freshpet Inc	Barclays Bank	(46,536)	(28,056)	FutureFuel Corp	Barclays Bank	(8,809)
30,094	Fox Corp 'A'	Goldman Sachs	131,220	(5,151)	Freshpet Inc	Goldman Sachs	(30,843)	(11,644)	FutureFuel Corp	Goldman Sachs	(14,309)
31,872	Fox Corp 'A'	HSBC	65,780	(1,323)	Freshpet Inc	HSBC	(18,337)	145,409	FutureFuel Corp	HSBC	27,628
802	Fox Factory Holding Corp	HSBC	65,780	(3,245)	Freshpet Inc	Morgan Stanley	(33,943)	52,232	FutureFuel Corp	Morgan Stanley	15,147
(1,211)	Fox Factory Holding Corp	Morgan Stanley	38,565	(63,674)	Freshworks Inc 'A'	Barclays Bank	-	7,022	Funko Inc 'A'	Barclays Bank	10,322
		Bank of America	(2,318)	(8,424)	Freshworks Inc 'A'	Goldman Sachs	(3,117)	2,260	FutureFuel Corp	Goldman Sachs	1,085
		Merrill Lynch		(18,170)	Freshworks Inc 'A'	Morgan Stanley	-	(24,466)	FutureFuel Corp	Bank of America	(12,478)
		Bank of America	3,500	7,468	frontdoor Inc	Barclays Bank	(4,406)	(32,625)	FutureFuel Corp	Merrill Lynch	
		Merrill Lynch		(11,730)	frontdoor Inc	Barclays Bank	(4,406)	(28,056)	FutureFuel Corp	Barclays Bank	(8,809)
					frontdoor Inc	Morgan Stanley	6,921	(28,056)	FutureFuel Corp	Goldman Sachs	(14,309)
								(3,528)	FutureFuel Corp	Morgan Stanley	(953)
								(11,711)	FVCBankcorp Inc	Barclays Bank	(7,495)
								(1,603)	FVCBankcorp Inc	Goldman Sachs	(11,170)
								(27,591)	FVCBankcorp Inc	HSBC	(6,346)
								29,012	G1 Therapeutics Inc	Barclays Bank	7,833
								8,815	G1 Therapeutics Inc	Goldman Sachs	6,022
								17,578	G1 Therapeutics Inc	HSBC	6,328
								5,431	G1 Therapeutics Inc	Morgan Stanley	1,466
								3,939	Gaia Inc	Bank of America	788
								18,639	Gaia Inc	Merrill Lynch	
								2,423	Gaia Inc	Goldman Sachs	3,728
								2,331	Gaia Inc	HSBC	606
									Gaia Inc	Morgan Stanley	326

ブラックロック・ストラテジック・ファンズ ブラックロック・アメリカズ・ダイバーシファイド・エクイティ・アブソルート・リターン・ファンド

保有高	銘柄	取引相手	未実現損益額/(損) (米ドル)	保有高	銘柄	取引相手	未実現損益額/(損) (米ドル)	保有高	銘柄	取引相手	未実現損益額/(損) (米ドル)
1,284	Galera Therapeutics Inc	Bank of America Merrill Lynch	(167)	(18,950)	Genasys Inc	HSBC	(4,548)	(60,588)	Gentex Corp	Goldman Sachs	(104,314)
11,512	Galera Therapeutics Inc	Goldman Sachs	(1,497)	(5,637)	Genasys Inc	Morgan Stanley	(3,495)	(66,264)	Gentex Corp	HSBC	(119,938)
13,030	Galera Therapeutics Inc	HSBC	2,215	79	Genco Shipping & Trading Ltd	Bank of America	292	(28,964)	Gentex Corp	Morgan Stanley	(37,074)
3,813	Galera Therapeutics Inc	Morgan Stanley	(572)	7,969	Genco Shipping & Trading Ltd	Merrill Lynch		(1,079)	Gentherm Inc	Bank of America	(1,597)
(9,367)	GAMCO Investors Inc 'A'	Bank of America Merrill Lynch	(6,182)	5,178	Genco Shipping & Trading Ltd	HSBC	26,045	(7,239)	Gentherm Inc	Barclays Bank	(652)
(5,727)	GAMCO Investors Inc 'A'	Barclays Bank	(515)	14,041	Genco Shipping & Trading Ltd	HSBC	26,045	(5,630)	Gentherm Inc	Goldman Sachs	(8,332)
(2,552)	GAMCO Investors Inc 'A'	Goldman Sachs	(1,684)		Genor Industries Inc	Bank of America Merrill Lynch	7,301	(5,250)	Gentherm Inc	HSBC	(3,255)
(3,352)	GAMCO Investors Inc 'A'	HSBC	-	11,115	Genor Industries Inc	Barclays Bank	2,223	999	Genuine Parts Co	Bank of America Merrill Lynch	659
(29,029)	Gaming and Leisure Properties Inc (REIT)	Bank of America Merrill Lynch	(61,243)	17,670	Genor Industries Inc	Goldman Sachs	9,188	8,526	Genuine Parts Co	Goldman Sachs	5,627
(53,668)	Gaming and Leisure Properties Inc (REIT)	Barclays Bank	(136,853)	5,858	Genor Industries Inc	HSBC	3,515	1,389	Genuine Parts Co	HSBC	46,452
(42,812)	Gaming and Leisure Properties Inc (REIT)	Goldman Sachs	(87,337)	13,313	Genor Industries Inc	Morgan Stanley	2,663	(14,635)	Genuine Parts Co	Morgan Stanley	10,126
(32,760)	Gaming and Leisure Properties Inc (REIT)	HSBC	(114,745)	467	Generac Holdings Inc	Barclays Bank	7,869	(24,127)	Genworth Financial Inc 'A'	Bank of America Merrill Lynch	(1,192)
(51,131)	Gaming and Leisure Properties Inc (REIT)	Morgan Stanley	(130,384)	(859)	Generac Holdings Inc	Goldman Sachs	(23,777)	(46,036)	Genworth Financial Inc 'A'	Barclays Bank	(3,137)
(6,059)	GAN Ltd	Barclays Bank	(1,272)	(708)	Generac Holdings Inc	HSBC	(14,217)	(20,133)	Genworth Financial Inc 'A'	Goldman Sachs	(5,110)
(22,888)	GAN Ltd	Goldman Sachs	3,891	(490)	Generac Holdings Inc	Morgan Stanley	(8,257)	(10,122)	Genworth Financial Inc 'A'	HSBC	(1,034)
13,817	Gannett Co Inc	Bank of America Merrill Lynch	(829)	797	Generac Holdings Inc	Morgan Stanley	13,429	(10,773)	Geospace	Bank of America	(11,843)
21,338	Gannett Co Inc	Barclays Bank	2,562	(4,641)	General Electric Co	Bank of America Merrill Lynch	(21,469)	(10,773)	Technologies Corp	Merrill Lynch	
12,975	Gannett Co Inc	Goldman Sachs	1,020	(27,867)	General Electric Co	Barclays Bank	(93,633)	(16,314)	Technologies Corp	Barclays Bank	(5,817)
18,099	Gannett Co Inc	HSBC	3,184	(61,216)	General Mills Inc	Goldman Sachs	273,024	(7,864)	Geospace	Goldman Sachs	(19,087)
4,245	Gannett Co Inc	Morgan Stanley	340	(56,592)	General Mills Inc	HSBC	250,261	(5,508)	Technologies Corp	Morgan Stanley	(4,247)
6,307	Gap Inc	Bank of America Merrill Lynch	1,654	(28,877)	General Mills Inc	Morgan Stanley	(39,783)	(1,774)	Geospace	Barclays Bank	(1,721)
9,865	Gap Inc	Barclays Bank	5,327	40,906	General Motors Co	Bank of America Merrill Lynch	48,269	(1,774)	German American Bancorp Inc	Bank of America	(14,813)
(13,172)	Gap Inc	Goldman Sachs	21,734	(2,221)	General Motors Co	Bank of America Merrill Lynch	(2,621)	(2,635)	German American Bancorp Inc	Merrill Lynch	(1,721)
13,157	Gap Inc	Goldman Sachs	(21,709)	(223)	General Motors Co	Goldman Sachs	(709)	(38,702)	German American Bancorp Inc	Barclays Bank	(1,721)
30,399	Gap Inc	HSBC	(49,854)	(10,060)	General Motors Co	HSBC	(7,105)	(193,284)	German American Bancorp Inc	Goldman Sachs	(4,919)
4,734	Garmin Ltd	Bank of America Merrill Lynch	13,918	19,020	General Motors Co	Morgan Stanley	43,366	(11,763)	German American Bancorp Inc	HSBC	(763)
12,478	Garmin Ltd	Barclays Bank	35,437	(2,853)	Generation Bio Co	Bank of America Merrill Lynch	856	(193,284)	Geron Corp	Barclays Bank	(19,328)
18,375	Garmin Ltd	Goldman Sachs	54,022	(4,612)	Generation Bio Co	Barclays Bank	(600)	(11,763)	Getty Realty Corp (REIT)	Bank of America Merrill Lynch	(9,881)
4,261	Garmin Ltd	HSBC	6,434	(6,518)	Generation Bio Co	Goldman Sachs	1,955	(33,104)	Getty Realty Corp (REIT)	Barclays Bank	(26,811)
9,561	Garmin Ltd	Morgan Stanley	27,153	(2,860)	Generation Bio Co	HSBC	86	(34,924)	Getty Realty Corp (REIT)	Goldman Sachs	(29,336)
812	Gartner Inc	Bank of America Merrill Lynch	7,056	(781)	Genesco Inc	Bank of America Merrill Lynch	1,078	(25,735)	Getty Realty Corp (REIT)	HSBC	(53,132)
1,661	Gartner Inc	Barclays Bank	19,799	(3,062)	Genesco Inc	Barclays Bank	(8,839)	(3,009)	Gevo Inc	Morgan Stanley	(2,437)
2,270	Gartner Inc	Goldman Sachs	19,726	(7,863)	Genesco Inc	Goldman Sachs	10,780	(79,115)	Gibraltar Industries Inc	Barclays Bank	(34,019)
3,487	Gartner Inc	HSBC	79,504	(5,533)	Genesco Inc	HSBC	5,694	4,792	Gibraltar Industries Inc	Bank of America Merrill Lynch	18,689
529	Gartner Inc	Morgan Stanley	6,306	(33,193)	Genie Energy Ltd 'B'	Bank of America Merrill Lynch	(16,597)		Gibraltar Industries Inc	Barclays Bank	12,753
(17,336)	Gates Industrial Corp Pfc	Barclays Bank	(3,641)	(5,009)	Genie Energy Ltd 'B'	Barclays Bank	(3,456)	8,918	Gibraltar Industries Inc	Barclays Bank	12,753
(3,503)	Gates Industrial Corp Pfc	Goldman Sachs	(911)	(18,827)	Genie Energy Ltd 'B'	Goldman Sachs	(9,414)	9,675	Gibraltar Industries Inc	Goldman Sachs	37,732
(4,526)	Gates Industrial Corp Pfc	HSBC	(3,757)	(7,176)	Genie Energy Ltd 'B'	HSBC	(12,271)	8,835	Gibraltar Industries Inc	HSBC	(3,357)
(33,158)	Gates Industrial Corp Pfc	Morgan Stanley	(3,271)	(13,576)	Genie Energy Ltd 'B'	Morgan Stanley	(9,367)	15,937	G-III Apparel Group Ltd	Barclays Bank	32,352
(30,614)	Gatos Silver Inc	Barclays Bank	(4,898)	(64,713)	Genius Brands International Inc			17,755	G-III Apparel Group Ltd	Goldman Sachs	2,663
(26,880)	Gatos Silver Inc	HSBC	(11,558)	(63,035)	Genius Brands International Inc	Morgan Stanley	586	14,870	G-III Apparel Group Ltd	HSBC	(1,222)
1,232	GATX Corp	Bank of America Merrill Lynch	(6,961)	4,441	Genpact Ltd	Bank of America Merrill Lynch	6,750	4,461	G-III Apparel Group Ltd	Morgan Stanley	9,056
13,457	GATX Corp	Barclays Bank	(15,626)	6,904	Genpact Ltd	Barclays Bank	14,706	(19,283)	Gilead Sciences Inc	Barclays Bank	(4,628)
2,020	GATX Corp	HSBC	(1,475)	34,929	Genpact Ltd	Goldman Sachs	53,092	(15,056)	Gilead Sciences Inc	Goldman Sachs	(24,993)
3,686	GATX Corp	Morgan Stanley	(4,239)	12,458	Genpact Ltd	HSBC	53,694	(33,725)	Gilead Sciences Inc	HSBC	(83,644)
37,950	GCM Grosvenor Inc 'A'	Barclays Bank	7,970	4,072	Genpact Ltd	Morgan Stanley	8,674	(10,480)	Ginkgo Bioworks Holdings Inc	Barclays Bank	(4,244)
39,501	GCM Grosvenor Inc 'A'	Goldman Sachs	11,455	5,618	Genprex Inc	Barclays Bank	(449)	(48,128)	Ginkgo Bioworks Holdings Inc	Goldman Sachs	(31,524)
40,017	GCM Grosvenor Inc 'A'	HSBC	(12,005)	4,965	Genprex Inc	Goldman Sachs	(149)	(12,267)	Ginkgo Bioworks Holdings Inc	Morgan Stanley	(4,968)
10,233	GCM Grosvenor Inc 'A'	Morgan Stanley	2,149	9,799	Genprex Inc	HSBC	980	(5,792)	Gitlab Inc 'A'	Barclays Bank	(19,924)
(60,317)	Genasys Inc	Bank of America Merrill Lynch	(57,301)	4,105	Genprex Inc	Morgan Stanley	(328)	(5,989)	Gitlab Inc 'A'	Goldman Sachs	(8,744)
(16,015)	Genasys Inc	Barclays Bank	(9,929)	(26,428)	Gentex Corp	Bank of America Merrill Lynch	(40,594)	(4,213)	Gitlab Inc 'A'	Morgan Stanley	(14,493)
(6,728)	Genasys Inc	Goldman Sachs	(6,392)	(26,002)	Gentex Corp	Barclays Bank	(33,283)				

ブラックロック・ストラテジック・ファンズ ブラックロック・アメリカズ・ダイバーシファイド・エクイティ・アブソルート・リターン・ファンド

保有高	銘柄	取引相手	未実現評価増益/(損) (米ドル)	保有高	銘柄	取引相手	未実現評価増益/(損) (米ドル)	保有高	銘柄	取引相手	未実現評価増益/(損) (米ドル)
13,496	Glacier Bancorp Inc	Bank of America Merrill Lynch	36,590	747	Globant SA	Bank of America Merrill Lynch	11,877	(5,873)	Gooshead Insurance Inc 'A'	Goldman Sachs	(29,952)
								(4,631)	Gooshead Insurance Inc 'A'	HSBC	(14,473)
24,563	Glacier Bancorp Inc	Barclays Bank	40,038	(1,131)	Globant SA	Barclays Bank	(4,886)	(1,381)	Gooshead Insurance Inc 'A'	Morgan Stanley	(5,289)
8,372	Glacier Bancorp Inc	Goldman Sachs	11,794		Globant SA	Barclays Bank	1,358	36,589	GoPro Inc 'A'	Barclays Bank	6,220
4,086	Glacier Bancorp Inc	HSBC	7,240	(1,736)	Globant SA	Goldman Sachs	(14,443)	17,696	GoPro Inc 'A'	Goldman Sachs	(708)
9,277	Glacier Bancorp Inc	Morgan Stanley	15,122	(529)	Globant SA	HSBC	(10,128)	(773)	Gorman-Rupp Co	Bank of America	487
(2,086)	Gladstone Commercial Corp (REIT)	Bank of America Merrill Lynch	(1,631)	(279)	Globant SA	HSBC	8,354		Gorman-Rupp Co	Merrill Lynch	
(71,567)	Gladstone Commercial Corp (REIT)	Barclays Bank	(46,519)	2,498	Globus Medical Inc 'A'	Bank of America Merrill Lynch	5,720	(9,133)	Gorman-Rupp Co	Barclays Bank	(5,114)
								(18,985)	Gorman-Rupp Co	Goldman Sachs	11,961
(55,718)	Gladstone Commercial Corp (REIT)	Goldman Sachs	(10,586)	13,008	Globus Medical Inc 'A'	Barclays Bank	5,073	(760)	Gorman-Rupp Co	Morgan Stanley	(426)
				2,791	Globus Medical Inc 'A'	Goldman Sachs	6,391	(30,142)	Gossamer Bio Inc	Goldman Sachs	34,362
(4,535)	Gladstone Commercial Corp (REIT)	HSBC	(3,409)	9,297	Globus Medical Inc 'A'	HSBC	55,038	5,705	Graco Inc	Bank of America	3,203
				(8,222)	GlycoMimetics Inc	Bank of America Merrill Lynch	(250)	(23,454)	Graco Inc	Barclays Bank	(43,390)
(19,784)	Gladstone Commercial Corp (REIT)	Morgan Stanley	(12,860)	(52,340)	GlycoMimetics Inc	HSBC	(497)	8,754	Graco Inc	Goldman Sachs	15,927
				5,043	GMS Inc	Bank of America Merrill Lynch	9,305	(8,383)	Graco Inc	Goldman Sachs	(18,325)
2,830	Gladstone Land Corp (REIT)	Goldman Sachs	2,179	5,043	GMS Inc	Barclays Bank	21,269	15,668	Graco Inc	HSBC	23,189
								(6,120)	Graco Inc	HSBC	(9,259)
(50,233)	Glatfelter Corp	Barclays Bank	(28,633)	9,411	GMS Inc	Barclays Bank	21,269	17,174	Graco Inc	Morgan Stanley	28,162
(15,658)	Glatfelter Corp	Goldman Sachs	(13,466)	4,104	GMS Inc	Goldman Sachs	8,537	(10,915)	GrafTech International Ltd	Bank of America	(3,929)
(6,239)	Glatfelter Corp	HSBC	(3,057)	5,283	GMS Inc	HSBC	9,973			Merrill Lynch	
(663)	Glaukos Corp	Bank of America Merrill Lynch	(1,618)	239	GoDaddy Inc 'A'	Bank of America Merrill Lynch	796	(61,295)	GrafTech International Ltd	Barclays Bank	(29,422)
								(50,846)	GrafTech International Ltd	Goldman Sachs	(18,305)
(671)	Glaukos Corp	Barclays Bank	(242)	8,608	GoDaddy Inc 'A'	Barclays Bank	24,102	(8,488)	GrafTech International Ltd	Morgan Stanley	(4,074)
(2,613)	Glaukos Corp	Goldman Sachs	(6,376)	(1,535)	GoDaddy Inc 'A'	Barclays Bank	(4,298)	(10,974)	Graham Corp	Bank of America	(549)
(7,125)	Glaukos Corp	HSBC	(39,540)	2,177	GoDaddy Inc 'A'	Goldman Sachs	7,467			Merrill Lynch	
(1,046)	Glaukos Corp	Morgan Stanley	(377)	6,471	GoDaddy Inc 'A'	HSBC	26,670	(7,047)	Graham Corp	Barclays Bank	5,215
(1,304)	Global Blood Therapeutics Inc	Bank of America Merrill Lynch	3,012	5,215	GoDaddy Inc 'A'	Morgan Stanley	13,535	(2,287)	Graham Corp	Goldman Sachs	(114)
				(8,076)	Gogo Inc	Barclays Bank	(15,910)	(1,586)	Graham Corp	HSBC	(238)
(757)	Global Blood Therapeutics Inc	Barclays Bank	1,075	(6,160)	Gogo Inc	Morgan Stanley	(12,135)	(130)	Graham Holdings Co 'B'	Barclays Bank	(1,519)
				57,878	GoHealth Inc 'A'	Bank of America Merrill Lynch	12,305	(649)	Graham Holdings Co 'B'	Goldman Sachs	(3,076)
(4,912)	Global Blood Therapeutics Inc	Goldman Sachs	11,347	74,716	GoHealth Inc 'A'	Barclays Bank	14,196	(1,663)	Graham Holdings Co 'B'	HSBC	(6,014)
				69,842	GoHealth Inc 'A'	Goldman Sachs	14,848	(34)	Graham Holdings Co 'B'	Morgan Stanley	(397)
(8,381)	Global Blood Therapeutics Inc	HSBC	(15,020)	104,264	GoHealth Inc 'A'	HSBC	19,852	(3,845)	Grand Canyon Education Inc	Barclays Bank	(3,115)
				41,351	GoHealth Inc 'A'	Morgan Stanley	7,857	(9,365)	Grand Canyon Education Inc	Goldman Sachs	(17,045)
(2,279)	Global Blood Therapeutics Inc	Morgan Stanley	3,236	1,476	Golar LNG Ltd	Barclays Bank	2,849		Grand Canyon Education Inc	HSBC	2,350
				3,856	Golar LNG Ltd	Goldman Sachs	8,290	(1,175)	Grand Canyon Education Inc	HSBC	
3,201	Global Indemnity Group LLC 'A'	Barclays Bank	1,440	6,814	Golar LNG Ltd	HSBC	35,773		Granite Construction Inc	Bank of America	2,342
				4,627	Golar LNG Ltd	Morgan Stanley	8,930	1,411	Granite Construction Inc	Merrill Lynch	
10,458	Global Indemnity Group LLC 'A'	Goldman Sachs	14,223	29,466	Gold Resource Corp	Barclays Bank	(2,652)	7,851	Granite Construction Inc	Barclays Bank	5,025
				48,144	Gold Resource Corp	Goldman Sachs	(3,370)	21,529	Granite Construction Inc	Goldman Sachs	35,378
2,515	Global Indemnity Group LLC 'A'	HSBC	2,440	28,944	Gold Resource Corp	HSBC	4,342	4,167	Granite Construction Inc	HSBC	10,388
				79,651	Gold Resource Corp	Morgan Stanley	(7,169)	3,391	Granite Construction Inc	Morgan Stanley	2,170
3,905	Global Indemnity Group LLC 'A'	Morgan Stanley	1,757	(27,711)	Golden Bull Ltd	Barclays Bank	(4,018)	(7,551)	Granite Construction Inc	Bank of America	(5,953)
				5,159	Golden Entertainment Inc	Bank of America Merrill Lynch	11,040	(10,115)	Granite Point Mortgage Trust Inc (REIT)	Merrill Lynch	
(2,100)	Global Industrial Co	Bank of America Merrill Lynch	(1,932)						Granite Point Mortgage Trust Inc (REIT)	Barclays Bank	(5,583)
				5,351	Golden Entertainment Inc	Barclays Bank	24,240	(30,498)	Granite Point Mortgage Trust Inc (REIT)	Goldman Sachs	(28,045)
(9,707)	Global Industrial Co	Barclays Bank	(20,773)	718	Golden Entertainment Inc	Goldman Sachs	1,537				
(3,007)	Global Industrial Co	Morgan Stanley	(6,435)	2,842	Golden Entertainment Inc	HSBC	11,721				
(9,186)	Global Medical Inc (REIT)	Bank of America Merrill Lynch	(92)	1,252	Golden Entertainment Inc	Morgan Stanley	5,672	(8,314)			
				(9,896)	Goldman Sachs Group Inc	Barclays Bank	(99,851)				
(67,443)	Global Medical Inc (REIT)	Barclays Bank	(33,047)	(3,348)	Goldman Sachs Group Inc	HSBC	(65,587)	(7,172)			
(117,089)	Global Medical Inc (REIT)	Goldman Sachs	(1,171)	(197)	Goldman Sachs Group Inc	Morgan Stanley	(1,988)				
(107,204)	Global Medical Inc (REIT)	HSBC	(20,369)	(18,231)	GoodRx Holdings Inc 'A'	Barclays Bank	7,657				
				(12,490)	GoodRx Holdings Inc 'A'	Goldman Sachs	4,621	(20,157)			
(10,955)	Global Medical Inc (REIT)	Morgan Stanley	(5,368)	(10,633)	GoodRx Holdings Inc 'A'	HSBC	31,368	(76,407)			
20,367	Global Payments Inc	Barclays Bank	111,815	(11,995)	GoodRx Holdings Inc 'A'	Morgan Stanley	5,038				
4,940	Global Payments Inc	Goldman Sachs	52,216	8,136	Goodyear Tire & Rubber Co	Bank of America Merrill Lynch	7,039	(47,053)			
6,977	Global Payments Inc	HSBC	82,275								
12,798	Global Water Resources Inc	Barclays Bank	6,015	35,294	Goodyear Tire & Rubber Co	Barclays Bank	25,059	(53,995)			
25,004	Global Water Resources Inc	Goldman Sachs	24,254	17,292	Goodyear Tire & Rubber Co	Goldman Sachs	11,532				
14,225	Global Water Resources Inc	Morgan Stanley	6,686	64,361	Goodyear Tire & Rubber Co	HSBC	77,627	(8,416)			
(2,125)	GLOBALFOUNDRIES Inc	Barclays Bank	(8,914)	29,355	Goodyear Tire & Rubber Co	Morgan Stanley	20,842	(5,211)			
(123)	GLOBALFOUNDRIES Inc	HSBC	(794)	(7,673)	Gooshead Insurance Inc 'A'	Barclays Bank	(29,387)				
(16,972)	GLOBALFOUNDRIES Inc	Morgan Stanley	(71,198)								
(125,494)	Globalstar Inc	Barclays Bank	(8,785)								

ブラックロック・ストラテジック・ファンズ ブラックロック・アメリカズ・ダイバーシファイド・エクイティ・アブソルート・リターン・ファンド

保有高	銘柄	取引相手	未実現評価損益/(損) (米ドル)	保有高	銘柄	取引相手	未実現評価損益/(損) (米ドル)	保有高	銘柄	取引相手	未実現評価損益/(損) (米ドル)
(48,898)	Gray Television Inc	HSBC	(57,211)	(1,990)	Grocery Outlet Holding Corp	Goldman Sachs	(6,354)	(883)	H&E Equipment Services Inc	HSBC	(819)
(120,488)	Great Lakes Dredge & Dock Corp	Barclays Bank	(24,098)	(4,295)	Grocery Outlet Holding Corp	HSBC	(25,255)	(8,905)	H&R Block Inc	Barclays Bank	37,400
(80,238)	Great Lakes Dredge & Dock Corp	Goldman Sachs	(48,143)	60	Grocery Outlet Holding Corp	HSBC	353	(18,503)	H&R Block Inc	Barclays Bank	(16,751)
(7,560)	Great Lakes Dredge & Dock Corp	Morgan Stanley	(1,512)	(1,654)	Grocery Outlet Holding Corp	Morgan Stanley	117	10,935	Hackett Group Inc	Bank of America	(12,357)
(5,137)	Great Southern Bancorp Inc	Bank of America	(7,654)	(1,654)	Grocery Outlet Holding Corp	Morgan Stanley	117	6,199	Hackett Group Inc	Barclays Bank	4,029
(10,796)	Great Southern Bancorp Inc	Barclays Bank	(13,495)	2,014	Grocery Outlet Holding Corp	Morgan Stanley	(161)	24,584	Hackett Group Inc	Goldman Sachs	(27,780)
(24,025)	Great Southern Bancorp Inc	Goldman Sachs	(35,797)	(676)	Group 1 Automotive Inc	Bank of America	642	35,135	Hackett Group Inc	HSBC	(132,459)
(9,374)	Great Southern Bancorp Inc	HSBC	(562)	(1,344)	Group 1 Automotive Inc	Merrill Lynch	9	18,635	Hackett Group Inc	Morgan Stanley	12,113
(4,367)	Great Southern Bancorp Inc	Morgan Stanley	(5,459)	(2,797)	Group 1 Automotive Inc	Goldman Sachs	9	1,720	Haemonetics Corp	Goldman Sachs	9,856
1,063	Green Brick Partners Inc	Bank of America	1,658	(1,187)	Group 1 Automotive Inc	HSBC	(8,243)	(8,314)	Haemonetics Corp	Goldman Sachs	(47,639)
14,421	Green Brick Partners Inc	Merrill Lynch	29,851	(575)	Groupon Inc	Morgan Stanley	(8,576)	(2,395)	Haemonetics Corp	HSBC	(33,674)
8,121	Green Brick Partners Inc	Barclays Bank	12,669	(35,373)	Growth Generation Corp	Bank of America	(615)	(24,621)	Hagerty Inc 'A'	HSBC	(85,927)
4,341	Green Brick Partners Inc	HSBC	8,473	(21,599)	GSI Technology Inc	Merrill Lynch	(2,808)	10,280	Hain Celestial Group Inc	Bank of America	(6,682)
9,648	Green Brick Partners Inc	Morgan Stanley	19,971	(36,279)	GSI Technology Inc	Merrill Lynch	(2,808)	(5,267)	Hain Celestial Group Inc	Barclays Bank	(5,530)
(10,781)	Green Dot Corp 'A'	Barclays Bank	(4,420)	(5,803)	GSI Technology Inc	Barclays Bank	(25,777)	13,544	Hain Celestial Group Inc	Barclays Bank	14,221
(3,351)	Green Dot Corp 'A'	HSBC	(14,342)	27,917	GTX Inc*	Goldman Sachs	(7,144)	1,519	Hain Celestial Group Inc	Goldman Sachs	(987)
(3,048)	Green Plains Inc	Barclays Bank	2,438	7,571	GTX Inc*	Bank of America	28,615	(13,788)	Hain Celestial Group Inc	HSBC	11,858
(10,009)	Green Plains Inc	Goldman Sachs	(19,317)	59	GTX Inc*	Merrill Lynch	7,753	1,139	Hain Celestial Group Inc	HSBC	238
(799)	Green Plains Inc	Morgan Stanley	639	880	Guaranty Bancshares Inc	Bank of America	(114)	(12,489)	Hall of Fame Resort & Entertainment Co	Goldman Sachs	116
(3,986)	Greenbrier Cos Inc	Bank of America	4,544	9,786	Guaranty Bancshares Inc	Merrill Lynch	4,599	(29,482)	Hall of Fame Resort & Entertainment Co	HSBC	2,132
(10,462)	Greenbrier Cos Inc	Merrill Lynch	9,416	4,160	Guaranty Bancshares Inc	Barclays Bank	4,599	22,036	Halliburton Co	Barclays Bank	70,295
(9,681)	Greenbrier Cos Inc	Barclays Bank	(9,416)	6,173	Guaranty Bancshares Inc	Goldman Sachs	2,901	(17,420)	Halliburton Co	Barclays Bank	(55,476)
(4,723)	Greenbrier Cos Inc	Goldman Sachs	11,036	2,516	Guardant Health Inc	Goldman Sachs	7,825	(42,305)	Halliburton Co	Goldman Sachs	167,105
(2,397)	Greene County Bancorp Inc	HSBC	(656)	5,100	Guardant Health Inc	Morgan Stanley	32,379	(16,538)	Halliburton Co	Goldman Sachs	(65,325)
(2,148)	Greene County Bancorp Inc	Bank of America	(12,201)	(3,799)	Guardant Health Inc	Morgan Stanley	(11,815)	41,449	Halliburton Co	HSBC	338,224
(2,856)	Greene County Bancorp Inc	Merrill Lynch	7,582	1,513	Guardant Health Inc	Morgan Stanley	4,705	3,187	Halliburton Co	HSBC	(18,132)
(2,486)	Greene County Bancorp Inc	Barclays Bank	(7,582)	(18,385)	Guess? Inc	Bank of America	6,991	27,467	Halliburton Co	Morgan Stanley	87,620
(915)	Greene County Bancorp Inc	Goldman Sachs	(14,537)	(39,008)	Guess? Inc	Merrill Lynch	(61,761)	2,420	Hallmark Financial Services Inc	Goldman Sachs	(12)
(6,593)	Greenhill & Co Inc	HSBC	(12,877)	3,027	Guidewire Software Inc	Morgan Stanley	(61,761)	25,666	Hallmark Financial Services Inc	Morgan Stanley	1,925
(3,024)	Greenhill & Co Inc	Bank of America	2,176	17,366	Guidewire Software Inc	Barclays Bank	45,846	(664)	Hallmark Financial Services Inc	Barclays Bank	(2,032)
(8,530)	Greenhill & Co Inc	Merrill Lynch	2,812	15,870	Guidewire Software Inc	Goldman Sachs	13,648	2,155	Halozyne Therapeutics Inc	Barclays Bank	6,594
(8,941)	Greenhill & Co Inc	Barclays Bank	(2,812)	3,837	Guidewire Software Inc	HSBC	23,214	(7,832)	Halozyne Therapeutics Inc	Goldman Sachs	(44,642)
(14,892)	Greenhill & Co Inc	Goldman Sachs	(1,188)	17,261	Guidewire Software Inc	Morgan Stanley	45,569	(19,287)	Halozyne Therapeutics Inc	HSBC	(193,642)
37,267	Greenlight Capital Re Ltd 'A'	HSBC	(211)	130	Guild Holdings Co 'A'	Barclays Bank	55	9,805	Halozyne Therapeutics Inc	HSBC	98,442
28,242	Greenlight Capital Re Ltd 'A'	Morgan Stanley	(13,850)	(32,922)	Gulf Island Fabrication Inc	Goldman Sachs	5,597	2,280	Hamilton Beach Brands Holding Co 'A'	Bank of America	1,915
2,236	Greif Inc 'A'	Morgan Stanley	(13,850)	(16,100)	Gulfport Energy Corp	Goldman Sachs	11,204	5,551	Hamilton Beach Brands Holding Co 'A'	Merrill Lynch	3,220
7,716	Greif Inc 'A'	Barclays Bank	(3,659)	1,145	GXO Logistics Inc	Bank of America	7,589	2,733	Hamilton Beach Brands Holding Co 'A'	Barclays Bank	2,296
11,183	Greif Inc 'A'	Goldman Sachs	(12,189)	(7,043)	GXO Logistics Inc	Merrill Lynch	(23,383)	3,408	Hamilton Beach Brands Holding Co 'A'	Goldman Sachs	2,296
12,254	Greif Inc 'A'	HSBC	9,873	(2,812)	GXO Logistics Inc	Goldman Sachs	(6,580)	8,420	Hamilton Beach Brands Holding Co 'A'	HSBC	1,329
1,893	Greif Inc 'A'	Morgan Stanley	(2,593)	(2,812)	GXO Logistics Inc	Goldman Sachs	(6,580)	3,190	Hamilton Beach Brands Holding Co 'A'	Morgan Stanley	4,884
(6,254)	Greif Inc 'B'	Barclays Bank	(1,188)	(2,812)	GXO Logistics Inc	Goldman Sachs	(6,580)	3,190	Hamilton Lane Inc 'A'	Bank of America	4,968
(8,143)	Greif Inc 'B'	Goldman Sachs	(5,212)	(3,256)	GXO Logistics Inc	Goldman Sachs	7,619	15,779	Hamilton Lane Inc 'A'	Merrill Lynch	14,753
(7,923)	Grid Dynamics Holdings Inc	Barclays Bank	(9,191)	(1,511)	H&E Equipment Services Inc	Bank of America	(1,855)	15,779	Hamilton Lane Inc 'A'	HSBC	63,275
(5,141)	Grid Dynamics Holdings Inc	HSBC	(3,599)	(6,296)	H&E Equipment Services Inc	Merrill Lynch	(10,829)	3,113	Hamilton Lane Inc 'A'	Morgan Stanley	11,646
13,414	Griffon Corp	Barclays Bank	9,658	(20,254)	H&E Equipment Services Inc	Barclays Bank	(10,829)	16,199	Hancock Whitney Corp	Bank of America	47,734
2,437	Griffon Corp	Goldman Sachs	1,852	(20,254)	H&E Equipment Services Inc	Goldman Sachs	(32,226)	36,770	Hancock Whitney Corp	Merrill Lynch	51,110
22,347	Gritstone bio Inc	Barclays Bank	4,916	(20,254)	H&E Equipment Services Inc	Goldman Sachs	(32,226)	30,545	Hancock Whitney Corp	Goldman Sachs	96,828
12,205	Gritstone bio Inc	Goldman Sachs	1,221	(20,254)	H&E Equipment Services Inc	Goldman Sachs	(32,226)	30,264	Hancock Whitney Corp	HSBC	75,660
4,398	Gritstone bio Inc	HSBC	44	(20,254)	H&E Equipment Services Inc	Goldman Sachs	(32,226)	(13,503)	Hanesbrands Inc	Bank of America	12,693
(2,430)	Grocery Outlet Holding Corp	Bank of America	(5,346)	(20,254)	H&E Equipment Services Inc	Goldman Sachs	(32,226)	3,798	Hanesbrands Inc	Merrill Lynch	(3,570)
4,351	Grocery Outlet Holding Corp	Merrill Lynch	(348)	(20,254)	H&E Equipment Services Inc	Goldman Sachs	(32,226)	3,798	Hanesbrands Inc	Merrill Lynch	(3,570)
		Barclays Bank	(348)	(20,254)	H&E Equipment Services Inc	Goldman Sachs	(32,226)				

ブラックロック・ストラテジック・ファンズ ブラックロック・アメリカズ・ダイバーシファイド・エクイティ・アブソルート・リターン・ファンド

保有高	銘柄	取引相手	未実現評価増益/(損) (米ドル)	保有高	銘柄	取引相手	未実現評価増益/(損) (米ドル)	保有高	銘柄	取引相手	未実現評価増益/(損) (米ドル)
(8,508)	Hanesbrands Inc	Barclays Bank	(1,021)	45,708	Harmonic Inc	Barclays Bank	20,569	(9,819)	Hayward Holdings Inc	Bank of America	(8,542)
26,800	Hanesbrands Inc	Barclays Bank	3,216	387	Harmonic Inc	Goldman Sachs	298			Merrill Lynch	
(13,351)	Hanesbrands Inc	Goldman Sachs	12,550	3,769	Harmony Biosciences	Barclays Bank	10,289	(13,492)	Hayward Holdings Inc	Barclays Bank	(9,040)
5,518	Hanesbrands Inc	Goldman Sachs	(5,187)		Holdings Inc			(22,140)	Hayward Holdings Inc	Goldman Sachs	(19,261)
(19,316)	Hanesbrands Inc	HSBC	12,567	3,084	Harmony Biosciences	Goldman Sachs	13,724	(32,440)	Hayward Holdings Inc	HSBC	(41,832)
11,183	Hanesbrands Inc	HSBC	(9,282)		Holdings Inc			(3,383)	Hayward Holdings Inc	Morgan Stanley	(2,267)
(11,970)	Hanesbrands Inc	Morgan Stanley	(1,436)	14,426	Harpoon Therapeutics Inc	Barclays Bank	(1,010)	3,171	HB Fuller Co	Bank of America	14,129
9,426	Hanger Inc	Barclays Bank	5,373	10,227	Harpoon Therapeutics Inc	Goldman Sachs	(2,966)			Merrill Lynch	
11,656	Hanger Inc	Goldman Sachs	6,061	6,276	Harpoon Therapeutics Inc	HSBC	816	17,524	HB Fuller Co	Barclays Bank	22,255
4,910	Hanger Inc	HSBC	(495)	2,213	Harpoon Therapeutics Inc	Morgan Stanley	(155)	1,894	HB Fuller Co	HSBC	8,450
(4,929)	Hanmi Financial Corp	Bank of America	(6,891)	2,467	Harrow Health Inc	Barclays Bank	321	694	HB Fuller Co	Morgan Stanley	881
		Merrill Lynch		(16,832)	Harsco Corp	Barclays Bank	(5,891)	36,794	HBT Financial Inc	Barclays Bank	30,907
(16,908)	Hanmi Financial Corp	Barclays Bank	(12,048)	(11,026)	Harsco Corp	Goldman Sachs	(3,528)	25,792	HBT Financial Inc	Goldman Sachs	21,149
(396)	Hanmi Financial Corp	Goldman Sachs	(297)	(18,616)	Harsco Corp	HSBC	(6,702)	13,473	HBT Financial Inc	HSBC	4,581
(8,462)	Hanmi Financial Corp	HSBC	(5,712)	(308)	Harsco Corp	Morgan Stanley	(108)	36,220	HBT Financial Inc	Morgan Stanley	30,425
(5,770)	Hanmi Financial Corp	Morgan Stanley	(2,038)	22,886	Hartford Financial	Bank of America	62,106	(398)	HCA Healthcare Inc	Bank of America	(3,245)
1,444	Hannon Armstrong	Bank of America	2,845		Services Group Inc	Merrill Lynch				Merrill Lynch	
	Sustainable Infrastructure	Merrill Lynch		20,205	Hartford Financial	Barclays Bank	66,475	(8,004)	HCA Healthcare Inc	Barclays Bank	(68,034)
	Capital Inc (REIT)			6,063	Hartford Financial	Goldman Sachs	16,128	(2,899)	HCA Healthcare Inc	Goldman Sachs	(5,508)
(2,697)	Hannon Armstrong	Bank of America	(5,313)	44,769	Hartford Financial	HSBC	57,176	(2,129)	HCA Healthcare Inc	HSBC	22,482
	Sustainable Infrastructure	Merrill Lynch			Services Group Inc			(480)	HCA Healthcare Inc	Morgan Stanley	(4,388)
	Capital Inc (REIT)			25,640	Hartford Financial	Morgan Stanley	84,650	2,851	HCI Group Inc	Barclays Bank	4,191
(5,762)	Hannon Armstrong	Barclays Bank	(11,230)	(7,730)	Harvard Bioscience Inc	Bank of America	(464)	3,523	HCI Group Inc	Goldman Sachs	11,125
	Sustainable Infrastructure				Harvard Bioscience Inc	Merrill Lynch		2,384	HCI Group Inc	HSBC	(6,556)
	Capital Inc (REIT)			(11,835)	Harvard Bioscience Inc	Barclays Bank	1,065	1,346	HCI Group Inc	Morgan Stanley	1,979
3,865	Hannon Armstrong	Goldman Sachs	7,614	(22,751)	Harvard Bioscience Inc	Goldman Sachs	(1,398)	25,006	Health Catalyst Inc	Bank of America	(2,000)
	Sustainable Infrastructure			(137)	Hasbro Inc	Bank of America	555	2,219	Health Catalyst Inc	Merrill Lynch	
	Capital Inc (REIT)			(2,491)	Hasbro Inc	Barclays Bank	(5,455)	27,446	Health Catalyst Inc	Barclays Bank	654
(8,412)	Hannon Armstrong	Goldman Sachs	(16,572)	(15,849)	Hasbro Inc	Goldman Sachs	59,389	9,685	Health Catalyst Inc	Goldman Sachs	(2,196)
	Sustainable Infrastructure			(24,430)	Hasbro Inc	HSBC	44,124	2,617	Health Catalyst Inc	HSBC	15,593
	Capital Inc (REIT)			(2,775)	Hasbro Inc	Morgan Stanley	(6,077)	21,655	Healthcare Realty	Morgan Stanley	1,875
4,916	Hannon Armstrong	HSBC	4,129	1,523	Haverty Furniture Cos Inc	Bank of America	(426)	(7,343)	Healthcare Realty	Bank of America	3,032
	Sustainable Infrastructure				Haverty Furniture Cos Inc	Merrill Lynch		(2,119)	Healthcare Realty	Merrill Lynch	
	Capital Inc (REIT)			7,914	Haverty Furniture Cos Inc	Barclays Bank	13,533	23,943	Healthcare Realty	Bank of America	(1,028)
(6,007)	Hannon Armstrong	HSBC	(5,673)	8,173	Haverty Furniture Cos Inc	Goldman Sachs	(2,288)		Healthcare Realty	Merrill Lynch	
	Sustainable Infrastructure			2,776	Haverty Furniture Cos Inc	HSBC	56	4,793	Healthcare Realty	Barclays Bank	1,755
	Capital Inc (REIT)			13,643	Haverty Furniture Cos Inc	Morgan Stanley	23,330		Healthcare Realty	Barclays Bank	
10,310	Hanover Insurance	Barclays Bank	20,723	(37,045)	Hawaiian Electric	Bank of America	(17,781)	(6,337)	Healthcare Realty	HSBC	4
(1,772)	Hanover Insurance	Barclays Bank	(3,562)	(6,547)	Industries Inc	Merrill Lynch			Healthcare Realty	Barclays Bank	
23,566	Hanover Insurance	Goldman Sachs	68,577	(19,159)	Hawaiian Electric	Barclays Bank	(5,696)	11,821	Healthcare Realty	Morgan Stanley	
	Group Inc			(8,733)	Industries Inc	Goldman Sachs	(9,196)		Healthcare Realty	Barclays Bank	
(2,051)	Hanover Insurance	Goldman Sachs	(6,279)	(26,311)	Hawaiian Electric	Morgan Stanley	(22,891)	(1,289)	Healthcare	Bank of America	464
	Group Inc			6,252	Hawaiian Holdings Inc	Bank of America	16,005	(18,148)	Healthcare	Merrill Lynch	
6,708	Hanover Insurance	HSBC	(3,220)	18,126	Hawaiian Holdings Inc	Barclays Bank	21,932	(17,259)	Healthcare	Barclays Bank	(1,815)
	Group Inc			29,903	Hawaiian Holdings Inc	Goldman Sachs	76,552		Healthcare	Goldman Sachs	6,213
(957)	Hanover Insurance	HSBC	(1,517)	19,079	Hawaiian Holdings Inc	HSBC	41,211	(4,184)	Healthcare	HSBC	(628)
	Group Inc			3,747	Hawaiian Holdings Inc	Morgan Stanley	4,534	(9,633)	Healthcare	Morgan Stanley	(963)
11,766	Hanover Insurance	Morgan Stanley	23,650	22,262	Hawkins Inc	Barclays Bank	30,054	(89,727)	Healthcare Trust of	Barclays Bank	(24,292)
	Group Inc			(1,567)	Howorth Banshares Inc	Bank of America	(1,442)	(47,320)	America Inc 'A' (REIT)	Goldman Sachs	(8,162)
(215)	Hanover Insurance	Morgan Stanley	(432)	(509)	Howorth Banshares Inc	Merrill Lynch		(9,678)	Healthcare Trust of	HSBC	(5,423)
	Group Inc			(378)	Howorth Banshares Inc	Barclays Bank	(239)		America Inc 'A' (REIT)	HSBC	
(2,046)	HarborOne Bancorp Inc	Bank of America	(104)	(3,979)	Howorth Banshares Inc	Goldman Sachs	(348)	(6,207)	Healthcare Trust of	Morgan Stanley	(1,676)
		Merrill Lynch		(18,516)	Haynes International Inc	Morgan Stanley	(1,870)		America Inc 'A' (REIT)		
(6,337)	HarborOne Bancorp Inc	Barclays Bank	(1,774)	(12,186)	Haynes International Inc	Goldman Sachs	(44,809)	(541)	HealthEquity Inc	Bank of America	(666)
(13,325)	HarborOne Bancorp Inc	Goldman Sachs	(6,868)			HSBC	(15,476)			Merrill Lynch	
(40,037)	HarborOne Bancorp Inc	HSBC	(9,741)								
(56,283)	HarborOne Bancorp Inc	Morgan Stanley	(15,755)								
1,147	Harley-Davidson Inc	Bank of America	(1,757)								
		Merrill Lynch									
13,038	Harley-Davidson Inc	Barclays Bank	35,198								
12,234	Harley-Davidson Inc	Goldman Sachs	(16,394)								
3,949	Harley-Davidson Inc	HSBC	(3,750)								
3,520	Harley-Davidson Inc	Morgan Stanley	10,349								

ブラックロック・ストラテジック・ファンズ ブラックロック・アメリカズ・ダイバーシファイド・エクイティ・アブソルート・リターン・ファンド

保有高	銘柄	取引相手	未実現損益/(損) (米ドル)	保有高	銘柄	取引相手	未実現損益/(損) (米ドル)	保有高	銘柄	取引相手	未実現損益/(損) (米ドル)
2,054	HealthEquity Inc	Bank of America Merrill Lynch	10,435	(5,257)	Helen of Troy Ltd	Goldman Sachs	99,778	(881)	Heritage Financial Corp	Morgan Stanley	(764)
(4,454)	HealthEquity Inc	Barclays Bank	(12,649)	473	Helen of Troy Ltd	Goldman Sachs	(8,978)	49,617	Heritage Insurance Holdings Inc	Barclays Bank	13,397
1,909	HealthEquity Inc	Barclays Bank	5,422	(5,222)	Helen of Troy Ltd	HSBC	128,879	58,438	Heritage Insurance Holdings Inc	Goldman Sachs	19,285
(2,127)	HealthEquity Inc	Goldman Sachs	(11,975)	3,699	Helen of Troy Ltd	HSBC	(82,963)	11,000	Heritage Insurance Holdings Inc	HSBC	2,200
11,881	HealthEquity Inc	Goldman Sachs	66,890	(639)	Helen of Troy Ltd	Morgan Stanley	(754)	7,386	Heritage Insurance Holdings Inc	Morgan Stanley	1,994
(656)	HealthEquity Inc	HSBC	(2,407)	22,661	Heliogen Inc	Barclays Bank	1,813	(487)	Heritage-Crystal Clean Inc	Bank of America Merrill Lynch	(399)
4,264	HealthEquity Inc	HSBC	29,215	(4,050)	Heliogen Inc	HSBC	6,114	(12,634)	Heritage-Crystal Clean Inc	Barclays Bank	(12,887)
(7,042)	HealthEquity Inc	Morgan Stanley	(19,999)	(405)	Helios Technologies Inc	Goldman Sachs	113	(28,076)	Heritage-Crystal Clean Inc	Goldman Sachs	(23,022)
2,216	HealthEquity Inc	Morgan Stanley	6,293	(12,948)	Helios Technologies Inc	Barclays Bank	(21,753)	(5,462)	Heritage-Crystal Clean Inc	HSBC	(9,122)
35,913	Healthpeak Properties Inc (REIT)	Bank of America Merrill Lynch	(15,890)	(1,875)	Helios Technologies Inc	Goldman Sachs	109	(12,661)	Heritage-Crystal Clean Inc	Morgan Stanley	(12,914)
34,402	Healthpeak Properties Inc (REIT)	Barclays Bank	5,611	(405)	Helios Technologies Inc	HSBC	109	8,814	Heron Therapeutics Inc	Bank of America Merrill Lynch	(1,587)
(16,260)	Healthpeak Properties Inc (REIT)	Barclays Bank	(3,415)	(4,396)	Helios Technologies Inc	Morgan Stanley	(7,385)	49,097	Heron Therapeutics Inc	Barclays Bank	(5,892)
24,440	Healthpeak Properties Inc (REIT)	Goldman Sachs	5,352	12,585	Helix Energy Solutions Group Inc	Bank of America Merrill Lynch	5,184	36,772	Heron Therapeutics Inc	Goldman Sachs	(6,619)
(32,422)	Healthpeak Properties Inc (REIT)	Goldman Sachs	17,832	14,470	Helix Energy Solutions Group Inc	Barclays Bank	3,762	28,453	Heron Therapeutics Inc	HSBC	(5,600)
20,439	Healthpeak Properties Inc (REIT)	HSBC	(2,969)	55,472	Helix Energy Solutions Group Inc	Goldman Sachs	28,625	13,551	Heron Therapeutics Inc	Morgan Stanley	1,005
35,368	Healthpeak Properties Inc (REIT)	Morgan Stanley	7,427	15,300	Helix Energy Solutions Group Inc	HSBC	9,842	51,732	Hersha Hospitality Trust (REIT)	Goldman Sachs	31,039
2,779	HealthStream Inc	Bank of America Merrill Lynch	3,390	26,679	Helix Energy Solutions Group Inc	Morgan Stanley	6,937	25,593	Hersha Hospitality Trust (REIT)	HSBC	31,223
10,998	HealthStream Inc	Barclays Bank	11,658	(2,319)	Helmerich & Payne Inc	Bank of America Merrill Lynch	(10,018)	7,391	Hershey Co	Barclays Bank	5,100
4,726	HealthStream Inc	Goldman Sachs	5,766	(28,967)	Helmerich & Payne Inc	Barclays Bank	(107,757)	20,481	Hershey Co	Goldman Sachs	(396,922)
14,931	HealthStream Inc	HSBC	16,497	(27,097)	Helmerich & Payne Inc	Goldman Sachs	(117,059)	4,575	Hershey Co	HSBC	(60,665)
5,837	HealthStream Inc	Morgan Stanley	6,187	(19,173)	Helmerich & Payne Inc	HSBC	(133,605)	(29,008)	Hertz Global Holdings Inc	Goldman Sachs	(20,886)
(52,734)	Heartland Express Inc	Barclays Bank	(14,766)	(6,494)	Helmerich & Payne Inc	Morgan Stanley	(24,158)	(16,270)	Hertz Global Holdings Inc	Morgan Stanley	2,115
(14,098)	Heartland Express Inc	Goldman Sachs	(2,538)	12,435	Hennessy Advisors Inc	Bank of America Merrill Lynch	684	5,275	Heska Corp	Bank of America Merrill Lynch	3,161
7,871	Heartland Financial USA Inc	Bank of America Merrill Lynch	14,276	32	Hennessy Advisors Inc	Morgan Stanley	—	1,515	Heska Corp	Barclays Bank	1,485
36,411	Heartland Financial USA Inc	Barclays Bank	38,834	4,707	Henry Schein Inc	Bank of America Merrill Lynch	4,568	1,425	Heska Corp	Goldman Sachs	8,579
37,038	Heartland Financial USA Inc	Goldman Sachs	71,854	12,238	Henry Schein Inc	Barclays Bank	2,203	1,770	Heska Corp	HSBC	16,620
13,310	Heartland Financial USA Inc	HSBC	(3,065)	5,345	Henry Schein Inc	Goldman Sachs	7,335	10,366	Heska Corp	Morgan Stanley	3,097
22,750	Hecla Mining Co	Barclays Bank	2,048	5,900	Henry Schein Inc	HSBC	(707)	10,366	Hess Corp	Bank of America Merrill Lynch	111,600
(41,674)	Hecla Mining Co	Barclays Bank	(3,751)	4,310	Henry Schein Inc	Morgan Stanley	775	9,122	Hess Corp	Barclays Bank	94,504
40,177	Hecla Mining Co	Goldman Sachs	11,651	2,932	Herbalife Nutrition Ltd	Bank of America Merrill Lynch	792	337	Hess Corp	Goldman Sachs	3,491
22,885	Hecla Mining Co	HSBC	6,179	34,696	Herbalife Nutrition Ltd	Barclays Bank	29,839	8,678	Hess Corp	HSBC	160,265
(9,250)	Hecla Mining Co	Morgan Stanley	292	18,154	Herbalife Nutrition Ltd	Goldman Sachs	4,901	4,365	Hess Corp	Morgan Stanley	45,221
13,324	HEICO Corp	Barclays Bank	93,135	5,721	Herbalife Nutrition Ltd	HSBC	(6,694)	10,599	Hewlett Packard Enterprise Co	Bank of America Merrill Lynch	(3,922)
5,175	HEICO Corp	Goldman Sachs	32,913	15,857	Herbalife Nutrition Ltd	Morgan Stanley	13,637	353,193	Hewlett Packard Enterprise Co	Barclays Bank	384,980
12,595	HEICO Corp	Morgan Stanley	88,039	(2,361)	Herc Holdings Inc	Bank of America Merrill Lynch	(25,143)	20,996	Hewlett Packard Enterprise Co	Goldman Sachs	(7,769)
1,180	HEICO Corp 'A'	Bank of America Merrill Lynch	7,469	582	Herc Holdings Inc	Bank of America Merrill Lynch	5,925	41,072	Hewlett Packard Enterprise Co	HSBC	(9,857)
19,873	HEICO Corp 'A'	Barclays Bank	133,348	(2,362)	Herc Holdings Inc	Barclays Bank	(20,809)	1,356	Hexcel Corp	Bank of America Merrill Lynch	6,509
16,568	HEICO Corp 'A'	Goldman Sachs	104,875	2,273	Herc Holdings Inc	Barclays Bank	20,025	6,010	Hexcel Corp	Barclays Bank	23,860
8,633	HEICO Corp 'A'	HSBC	63,887	(5,036)	Herc Holdings Inc	Goldman Sachs	(52,348)	7,820	Hexcel Corp	Goldman Sachs	37,241
4,139	HEICO Corp 'A'	Morgan Stanley	27,773	(2,091)	Herc Holdings Inc	HSBC	(7,832)	2,100	Hexcel Corp	HSBC	10,211
4,198	Heidrick & Struggles International Inc	Barclays Bank	8,144	(582)	Herc Holdings Inc	Morgan Stanley	(5,127)	705	Hexcel Corp	Morgan Stanley	2,799
6,728	Heidrick & Struggles International Inc	Goldman Sachs	20,319	462	Herc Holdings Inc	Morgan Stanley	4,070	(38,200)	HF Foods Group Inc	Barclays Bank	(760)
16,430	Heidrick & Struggles International Inc	Morgan Stanley	31,874	(25,791)	Heritage Commerce Corp	Bank of America Merrill Lynch	(787)	(12,848)	HF Foods Group Inc	Morgan Stanley	(257)
(1,727)	Helen of Troy Ltd	Bank of America Merrill Lynch	32,778	(34,379)	Heritage Commerce Corp	Barclays Bank	(5,501)	1,031	HF Sinclair Corp	Bank of America Merrill Lynch	3,423
2,729	Helen of Troy Ltd	Bank of America Merrill Lynch	(26,021)	(49,157)	Heritage Commerce Corp	Goldman Sachs	(13,567)	1,699	HF Sinclair Corp	Barclays Bank	6,099
(2,005)	Helen of Troy Ltd	Barclays Bank	(2,366)	(23,427)	Heritage Commerce Corp	HSBC	(2,559)	3,347	HF Sinclair Corp	Goldman Sachs	11,452
				(8,588)	Heritage Commerce Corp	Morgan Stanley	(1,374)	(13,455)	HF Sinclair Corp	HSBC	(110,196)
				(5,428)	Heritage Financial Corp	Bank of America Merrill Lynch	(8,956)	3,823	HF Sinclair Corp	HSBC	21,485
								(2,048)	HF Sinclair Corp	Morgan Stanley	(7,352)
				(923)	Heritage Financial Corp	Barclays Bank	(729)				
				(11,900)	Heritage Financial Corp	Goldman Sachs	(19,635)				
				(5,218)	Heritage Financial Corp	HSBC	(4,122)				

ブラックロック・ストラテジック・ファンズ ブラックロック・アメリカズ・ダイバーシファイド・エクイティ・アブソルート・リターン・ファンド

保有高	銘柄	取引相手	未実現評価増益/(損) (米ドル)	保有高	銘柄	取引相手	未実現評価増益/(損) (米ドル)	保有高	銘柄	取引相手	未実現評価増益/(損) (米ドル)
1,352 (1,226)	HF Sinclair Corp Hibbett Inc	Morgan Stanley Bank of America Merrill Lynch	4,854 (7,307)	3	Histogen Inc π	Bank of America Merrill Lynch	—	1,339 (2,336)	Honeywell International Inc Honeywell	HSBC	(2,443) (1,722)
(3,669) (6,669)	Hibbett Inc Hibbett Inc	Barclays Bank HSBC	(26,013) (62,755)	3,366	HNI Corp	Bank of America Merrill Lynch	4,027	1,965	Honeywell International Inc	Morgan Stanley	6,013
(1,083)	Hibbett Inc	Morgan Stanley	(7,678)	7,689	HNI Corp	Barclays Bank	11,226	(1,171)	Honeywell International Inc	Morgan Stanley	(3,583)
4,295	Highwoods Properties Inc (REIT)	Bank of America Merrill Lynch	1,417	7,432	HNI Corp	Goldman Sachs	6,683	(2,891)	Hooker Furnishings Corp	Barclays Bank	(4,886)
90,639	Highwoods Properties Inc (REIT)	Barclays Bank	40,699	2,819	HNI Corp	HSBC	6,086	(1,989)	Hooker Furnishings Corp	Goldman Sachs	(438)
32,840	Highwoods Properties Inc (REIT)	Goldman Sachs	10,801	4,857	HNI Corp	Morgan Stanley	5,431	(992)	Hooker Furnishings Corp	Morgan Stanley	(1,676)
34,432	Highwoods Properties Inc (REIT)	HSBC	27,201	19,163	Holley Inc	Barclays Bank	10,156	8,524	Hookipa Pharma Inc	Barclays Bank	1,279
8,653	Highwoods Properties Inc (REIT)	Morgan Stanley	3,894	10,334	Holley Inc	Goldman Sachs	1,860	18,651	Hookipa Pharma Inc	Goldman Sachs	5,968
(145,151)	Hill International Inc	Bank of America Merrill Lynch	(44,997)	7,724	Holley Inc	HSBC	10,104	4,119	Hookipa Pharma Inc	HSBC	1,606
(41,500)	Hill International Inc	Morgan Stanley	(8,715)	2,971	Holley Inc	Morgan Stanley	1,575	(88,611)	Hope Bancorp Inc	Barclays Bank	(26,583)
(13,103)	Hillenbrand Inc	Bank of America Merrill Lynch	1,179	496	Hologic Inc	Bank of America Merrill Lynch	(852)	(126,036)	Hope Bancorp Inc	Goldman Sachs	(32,769)
(18,018)	Hillenbrand Inc	Barclays Bank	(10,090)	2,729	Hologic Inc	Goldman Sachs	(4,667)	(74,502)	Hope Bancorp Inc	HSBC	(2,235)
(17,092)	Hillenbrand Inc	Goldman Sachs	1,538	16,591	Hologic Inc	Morgan Stanley	(54,750)	(698)	Horace Mann	Bank of America	(1,968)
(8,745)	Hillenbrand Inc	HSBC	12,680	(5,306)	Home Bancorp Inc	Goldman Sachs	(1,804)	(17,122)	Educators Corp	Merrill Lynch	(24,559)
(1,459)	Hillenbrand Inc	Morgan Stanley	(449)	(3,588)	Home Bancorp Inc	HSBC	2,799	(10,596)	Educators Corp	Goldman Sachs	(16,041)
(2,696)	Hilltop Holdings Inc	Bank of America Merrill Lynch	(458)	(1,235)	Home Bancorp Inc	Morgan Stanley	(976)	(2,085)	Horace Mann Educators Corp	HSBC	(35,053)
(28,852)	Hilltop Holdings Inc	Barclays Bank	1,443	(3,704)	Home BancShares Inc	Bank of America Merrill Lynch	(7,704)	(2,807)	Horizon Bancorp Inc	Bank of America Merrill Lynch	(750)
(14,794)	Hilltop Holdings Inc	HSBC	(354)	(30,392)	Home BancShares Inc	Barclays Bank	(20,667)	(1,542)	Horizon Bancorp Inc	Goldman Sachs	(175)
(5,544)	Hilton Grand Vacations Inc	Bank of America Merrill Lynch	(13,694)	(94,257)	Home BancShares Inc	Goldman Sachs	(196,055)	(25,468)	Horizon Bancorp Inc	Morgan Stanley	(12,225)
(16,316)	Hilton Grand Vacations Inc	Barclays Bank	(67,916)	(11,336)	Home BancShares Inc	Morgan Stanley	(7,708)	(22,537)	Horizon Global Corp	Bank of America Merrill Lynch	(5,860)
12,811	Hilton Grand Vacations Inc	Barclays Bank	53,076	1,116	Home Depot Inc	Bank of America Merrill Lynch	7,187	(2,948)	Horizon Therapeutics Plc	Barclays Bank	(14,652)
(15,251)	Hilton Grand Vacations Inc	Goldman Sachs	(39,881)	1,202	Home Depot Inc	Barclays Bank	19,713	2,807	Horizon Therapeutics Plc	Barclays Bank	13,951
32,043	Hilton Grand Vacations Inc	Goldman Sachs	79,146	6,716	Home Depot Inc	Goldman Sachs	43,251	(5,470)	Horizon Therapeutics Plc	Goldman Sachs	(8,369)
(19,065)	Hilton Grand Vacations Inc	HSBC	(54,437)	(3,078)	Home Depot Inc	Goldman Sachs	(8,107)	3,370	Horizon Therapeutics Plc	Goldman Sachs	5,156
(7,261)	Hilton Grand Vacations Inc	Morgan Stanley	(27,354)	133	Home Depot Inc	HSBC	718	(1,582)	Horizon Therapeutics Plc	HSBC	21,416
2,568	Hilton Worldwide Holdings Inc	Bank of America Merrill Lynch	20,866	(4,923)	Home Depot Inc	HSBC	(65,146)	16,295	Hormel Foods Corp	Bank of America Merrill Lynch	(64,516)
(11,141)	Hilton Worldwide Holdings Inc	Barclays Bank	(90,354)	(1,683)	Home Depot Inc	Morgan Stanley	(27,601)	(24,371)	Hormel Foods Corp	Barclays Bank	8,774
8,176	Hilton Worldwide Holdings Inc	Barclays Bank	66,307	(617)	HomeStreet Inc	Bank of America Merrill Lynch	(252)	26,383	Hormel Foods Corp	Barclays Bank	(9,498)
(20,651)	Hilton Worldwide Holdings Inc	Goldman Sachs	(157,154)	35,785	HomeTrust Bancshares Inc	Barclays Bank	6,441	(26,201)	Hormel Foods Corp	Goldman Sachs	137,817
1,324	Hilton Worldwide Holdings Inc	Goldman Sachs	11,164	17,032	HomeTrust Bancshares Inc	Goldman Sachs	4,939	5,515	Hormel Foods Corp	Goldman Sachs	(7,756)
905	Hilton Worldwide Holdings Inc	HSBC	6,471	11,291	HomeTrust Bancshares Inc	HSBC	(2,145)	11,682	Hormel Foods Corp	HSBC	(42,769)
5,080	Hilton Worldwide Holdings Inc	Morgan Stanley	42,448	2,340	HomeTrust Bancshares Inc	Morgan Stanley	421	31,159	Hormel Foods Corp	Morgan Stanley	(13,506)
(200)	Hingham Institution For Savings The	Barclays Bank	(4,446)	45,161	Homology Medicines Inc	Bank of America Merrill Lynch	7,903	(2,729)	Hospitality Properties Trust (REIT)	Bank of America Merrill Lynch	437
(369)	Hingham Institution For Savings The	Goldman Sachs	(8,348)	53,700	Homology Medicines Inc	Barclays Bank	7,250	(98,542)	Hospitality Properties Trust (REIT)	Barclays Bank	(29,563)
(558)	Hingham Institution For Savings The	HSBC	(13,602)	24,900	Homology Medicines Inc	Goldman Sachs	4,358	(75,890)	Hospitality Properties Trust (REIT)	Goldman Sachs	12,142
(1,798)	HireQuest Inc	Bank of America Merrill Lynch	(755)	17,238	Homology Medicines Inc	HSBC	(948)	(16,210)	Hospitality Properties Trust (REIT)	HSBC	(3,133)
(2,556)	HireQuest Inc	Barclays Bank	(843)	6,215	Homology Medicines Inc	Morgan Stanley	839	(10,344)	Hospitality Properties Trust (REIT)	Morgan Stanley	(3,103)
(2,432)	HireQuest Inc	HSBC	(657)	14,761	Honest Co Inc	Bank of America Merrill Lynch	1,919	(23,462)	Host Hotels & Resorts Inc (REIT)	Barclays Bank	(31,674)
(1,523)	HireQuest Inc	Morgan Stanley	(503)	39,571	Honest Co Inc	Barclays Bank	16,224	(30,679)	Host Hotels & Resorts Inc (REIT)	Goldman Sachs	3,068
(1,926)	HireRight Holdings Corp	Bank of America Merrill Lynch	(867)	16,186	Honest Co Inc	Goldman Sachs	5,708	(20,981)	Host Hotels & Resorts Inc (REIT)	HSBC	(20,352)
(19,630)	HireRight Holdings Corp	Barclays Bank	(25,715)	28,311	Honest Co Inc	HSBC	3,062	(19,199)	Host Hotels & Resorts Inc (REIT)	Morgan Stanley	(25,918)
				6,927	Honest Co Inc	Morgan Stanley	3,845	36,345	Hostess Brands Inc	Barclays Bank	2,726
				1,141	Honeywell	Bank of America Merrill Lynch	37				
				(4,826)	Honeywell	Bank of America Merrill Lynch	18,288				
				16,223	Honeywell	Barclays Bank	49,642				
				(5,377)	Honeywell	Barclays Bank	(16,454)				
				2,629	Honeywell	Goldman Sachs	(3,288)				
				(3,158)	Honeywell	Goldman Sachs	18				

ブラックロック・ストラテジック・ファンズ ブラックロック・アメリカズ・ダイバーシファイド・エクイティ・アプソルート・リターン・ファンド

保有高	銘柄	取引相手	未実現評価増益/(損) (米ドル)	保有高	銘柄	取引相手	未実現評価増益/(損) (米ドル)	保有高	銘柄	取引相手	未実現評価増益/(損) (米ドル)
75,224	Hostess Brands Inc	HSBC	(55,678)	1,406	Humana Inc	Morgan Stanley	22,763	(4,578)	IAA Inc	Bank of America	(7,233)
1,804	Houlihan Lokey Inc	Bank of America	(758)	(11,612)	Humanigen Inc	Bank of America	(6,561)	(2,060)	IAA Inc	Merrill Lynch	
7,247	Houlihan Lokey Inc	Barclays Bank	3,986	(12,267)	Humanigen Inc	Barclays Bank	(2,515)	(28,762)	IAA Inc	Barclays Bank	(1,051)
(3,968)	Houlihan Lokey Inc	Goldman Sachs	1,667	(3,714)	Humanigen Inc	Goldman Sachs	(2,098)	(14,095)	IAA Inc	Goldman Sachs	(39,666)
10,616	Houlihan Lokey Inc	Goldman Sachs	(4,458)	(6)	Humanigen Inc	HSBC	(3)	(37,056)	IAA Inc	HSBC	(69,649)
(2,376)	Houlihan Lokey Inc	HSBC	380	201,726	Huntington Bancshares Inc	Barclays Bank	56,483	(881)	IAC Holdings Inc	Morgan Stanley	(18,899)
5,443	Houlihan Lokey Inc	HSBC	395	75,115	Huntington Bancshares Inc	Goldman Sachs	66,102	(19,598)	IAC Holdings Inc	Bank of America	(4,105)
2,503	Houlihan Lokey Inc	Morgan Stanley	1,377	101,895	Huntington Bancshares Inc	HSBC	59,704	(8,165)	IAC Holdings Inc	Barclays Bank	(38,412)
(1,259)	Hovnanian	Bank of America	(6,748)	72,530	Huntington Bancshares Inc	Morgan Stanley	20,308	1,280	IBEX Holdings Ltd	HSBC	(98,470)
(3,273)	Enterprises Inc 'A'	Merrill Lynch		15,089	Huntington Ingalls Industries Inc	Barclays Bank	148,511	3,706	IBEX Holdings Ltd	Bank of America	3,238
(909)	Hovnanian	Barclays Bank	(19,147)	6,858	Huntington Ingalls Industries Inc	Goldman Sachs	40,853	6,222	IBEX Holdings Ltd	Merrill Lynch	
(1,707)	Enterprises Inc 'A'	Goldman Sachs	(4,872)	14,911	Huntsman Corp	Bank of America	9,990	488	IBEX Holdings Ltd	Barclays Bank	6,189
(32,865)	Howard Hughes Corp	HSBC	(7,221)	25,528	Huntsman Corp	Merrill Lynch		(82,022)	iBio Inc	Goldman Sachs	15,742
(3,206)	Howard Hughes Corp	Barclays Bank	43,053	32,289	Huntsman Corp	Barclays Bank	19,401	(14,103)	iBio Inc	Morgan Stanley	815
(21,037)	Howard Hughes Corp	Goldman Sachs	6,476	4,821	Huntsman Corp	Goldman Sachs	21,634	(6,042)	iCAD Inc	Barclays Bank	1,394
(4,502)	Howard Hughes Corp	HSBC	42,284	17,083	Huntsman Corp	HSBC	12,824	(9,977)	iCAD Inc	Goldman Sachs	(2,236)
(79,960)	Howmet Aerospace Inc	Morgan Stanley	5,898	5,498	Hurco Cos Inc	Morgan Stanley	12,983	(1,315)	iCAD Inc	HSBC	(3,991)
(89,610)	Howmet Aerospace Inc	Morgan Stanley	5,898	5,498	Hurco Cos Inc	Bank of America	(7,202)	(2,255)	ICF International Inc	Morgan Stanley	(513)
(26,149)	Howmet Aerospace Inc	Barclays Bank	(95,152)	5,577	Hurco Cos Inc	Bank of America		(9,406)	ICF International Inc	Bank of America	(11,501)
19,913	HP Inc	Goldman Sachs	(128,142)	6,095	Hurco Cos Inc	Merrill Lynch		(4,460)	ICF International Inc	Merrill Lynch	
(4,688)	HP Inc	Barclays Bank	70,691	4,059	Hurco Cos Inc	Barclays Bank	(3,904)	(10,304)	ICF International Inc	Barclays Bank	(61,891)
22,813	HP Inc	Barclays Bank	(16,642)	8,633	Hurco Cos Inc	Goldman Sachs	(7,984)	(780)	ICF International Inc	Goldman Sachs	(22,746)
(7,837)	HP Inc	Goldman Sachs	25,094	(7,168)	Huron Consulting Group Inc	HSBC	(6,535)	2,312	Ichor Holdings Ltd	HSBC	(28,645)
22,610	HP Inc	Goldman Sachs	(12,031)	(1,855)	Huron Consulting Group Inc	Morgan Stanley	(6,043)	10,537	Ichor Holdings Ltd	Morgan Stanley	(5,132)
10,840	Hub Group Inc 'A'	HSBC	36,176	(11,162)	Huron Consulting Group Inc	Barclays Bank	(18,995)	1,785	Ichor Holdings Ltd	Barclays Bank	4,601
16,235	Hub Group Inc 'A'	HSBC	16,585	1,422	Hyatt Hotels Corp 'A'	Goldman Sachs	(3,896)	(1,785)	Ichor Holdings Ltd	Goldman Sachs	20,020
10,225	Hub Group Inc 'A'	Bank of America	15,644	15,654	Hyatt Hotels Corp 'A'	HSBC	(62,061)	5,946	ICON Plc	Morgan Stanley	3,552
1,199	Hubbell Inc	Merrill Lynch	(5,682)	11,526	Hyatt Hotels Corp 'A'	Bank of America	9,143	(1,761)	ICON Plc	Barclays Bank	(41,622)
(2,284)	Hubbell Inc	Bank of America	10,135	20,429	Hyatt Hotels Corp 'A'	Merrill Lynch		(5,716)	ICON Plc	Goldman Sachs	(24,760)
1,950	Hubbell Inc	Merrill Lynch		(14,949)	Hydrofarm	Barclays Bank	78,583	(653)	ICON Plc	HSBC	(11,095)
(1,955)	Hubbell Inc	Barclays Bank	1,360	(6,061)	Hydrofarm	Goldman Sachs	74,112	(4,464)	Icosavax Inc	Barclays Bank	(4,152)
1,457	Hubbell Inc	Barclays Bank	(1,426)	(9,327)	Hydrofarm	HSBC	157,304	(1,265)	Icosavax Inc	HSBC	(2,138)
(5,229)	Hubbell Inc	Goldman Sachs	32,492	8,266	Hyllion Holdings Corp	Bank of America	2,381	(2,382)	Icosavax Inc	Morgan Stanley	(2,215)
(1,012)	Hubbell Inc	HSBC	8,242	22,912	Hyllion Holdings Corp	Merrill Lynch		(166)	ICU Medical Inc	Bank of America	450
1,279	Hubbell Inc	Morgan Stanley	(294)	26,041	Hyllion Holdings Corp	Barclays Bank	9,688	(1,971)	ICU Medical Inc	Merrill Lynch	
2,099	HubSpot Inc	Barclays Bank	6,150	35,257	Hyllion Holdings Corp	Goldman Sachs	12,038	(2,363)	ICU Medical Inc	Barclays Bank	5,184
392	HubSpot Inc	Goldman Sachs	1,611	(23,510)	HyreCar Inc	HSBC	19,118	(2,855)	ICU Medical Inc	HSBC	54,656
499	HubSpot Inc	HSBC	3,932	2,984	Hyster-Yale Materials Handling Inc	Bank of America	(1,176)	(1,952)	ICU Medical Inc	Morgan Stanley	7,508
(6,244)	Hudson Pacific Properties Inc (REIT)	Bank of America	3,247	3,433	Hyster-Yale Materials Handling Inc	Merrill Lynch		5,350	IDACORP Inc	Bank of America	3,210
(50,826)	Hudson Pacific Properties Inc (REIT)	Merrill Lynch		15,786	Hyster-Yale Materials Handling Inc	Barclays Bank	8,960	(3,077)	IDACORP Inc	Merrill Lynch	
(78,940)	Hudson Pacific Properties Inc (REIT)	Barclays Bank	15,756	15,786	Hyster-Yale Materials Handling Inc	Goldman Sachs	59,513	(9,407)	IDACORP Inc	Barclays Bank	71,630
(12,553)	Hudson Pacific Properties Inc (REIT)	Goldman Sachs	41,049	3,337	Hyster-Yale Materials Handling Inc	Bank of America	11,250	(1,952)	IDACORP Inc	Goldman Sachs	8,015
(48,600)	Hudson Pacific Properties Inc (REIT)	HSBC	16,570	1,204	Hyster-Yale Materials Handling Inc	Merrill Lynch		(12,958)	Identiv Inc	HSBC	3,374
(8,199)	Hudson Technologies Inc	Bank of America	(5,493)	1,070	I3 Verticals Inc 'A'	Barclays Bank	192	(20,311)	Identiv Inc	Bank of America	(17,105)
(3,642)	Hudson Technologies Inc	Merrill Lynch		(15,426)	I3 Verticals Inc 'A'	Goldman Sachs	59,513	(16,843)	Identiv Inc	Merrill Lynch	
(3,757)	Hudson Technologies Inc	Barclays Bank	255	(7,744)	I3 Verticals Inc 'A'	HSBC	13,648	(20,786)	Idera Pharmaceuticals Inc	Barclays Bank	(21,530)
14,323	Humacyste Inc	Goldman Sachs	(2,517)	(4,000)	I3 Verticals Inc 'A'	Bank of America	3,142	(35,875)	Idera Pharmaceuticals Inc	Barclays Bank	(5,561)
2,396	Humacyste Inc	Barclays Bank	11,244	(1,808)	I3 Verticals Inc 'A'	Merrill Lynch		(3,115)	IDEX Corp	Bank of America	(9,688)
5,717	Humacyste Inc	Goldman Sachs	2,336	1,204	I3 Verticals Inc 'A'	Barclays Bank	159	(10,762)	IDEX Corp	Merrill Lynch	
2,440	Humana Inc	Morgan Stanley	4,488	1,204	I3 Verticals Inc 'A'	Goldman Sachs	1,781	(9,616)	IDEX Corp	Barclays Bank	(33,147)
2,030	Humana Inc	Barclays Bank	39,504	1,204	I3 Verticals Inc 'A'	HSBC	5,600	(4,221)	IDEX Corp	Goldman Sachs	(28,231)
1,077	Humana Inc	Goldman Sachs	42,437	1,204	I3 Verticals Inc 'A'	Morgan Stanley	127	(5,111)	IDEX Corp	HSBC	(13,838)
		HSBC	31,558	1,204	I3 Verticals Inc 'A'			(5,111)	IDEX Corp	Morgan Stanley	(15,742)
				1,204	I3 Verticals Inc 'A'			5,020	IDEXX Laboratories Inc	Barclays Bank	124,797
				1,204	I3 Verticals Inc 'A'			478	IDEXX Laboratories Inc	Goldman Sachs	15,769
				1,204	I3 Verticals Inc 'A'			872	IDEXX Laboratories Inc	HSBC	42,004

ブラックロック・ストラテジック・ファンズ ブラックロック・アメリカズ・ダイバーシファイド・エクイティ・アプソルート・リターン・ファンド

保有高	銘柄	取引相手	未実現評価増益/(減) (米ドル)	保有高	銘柄	取引相手	未実現評価増益/(減) (米ドル)	保有高	銘柄	取引相手	未実現評価増益/(減) (米ドル)
493	IDT Corp 'B'	Bank of America Merrill Lynch	626	(10,891)	Immunovant Inc	Bank of America Merrill Lynch	(1,960)	(2,349)	Indus Realty Trust Inc (REIT)	HSBC	10,622
1,240	IDT Corp 'B'	HSBC	1,290	(21,061)	Immunovant Inc	Barclays Bank	(7,161)	(4,282)	Indus Realty	Morgan Stanley	5,439
5,848	IDT Corp 'B'	Morgan Stanley	5,205	(7,070)	Immunovant Inc	Goldman Sachs	(1,273)	(7,072)	Trust Inc (REIT)	Bank of America	(530)
(4,316)	IES Holdings Inc	Bank of America Merrill Lynch	(5,827)	(2,123)	Immunovant Inc	Morgan Stanley	(722)	(26,582)	Industrial Logistics Properties Trust (REIT)	Merrill Lynch	(28,177)
(3,049)	IES Holdings Inc	Barclays Bank	(4,452)	2,727	Impel Pharmaceuticals Inc	Goldman Sachs	382	(41,386)	Industrial Logistics Properties Trust (REIT)	Goldman Sachs	(7,036)
(2,091)	IES Holdings Inc	Goldman Sachs	(2,823)	4,812	Impel Pharmaceuticals Inc	Morgan Stanley	2,598	7,837	Infinaera Corp	Barclays Bank	1,254
(1,732)	IES Holdings Inc	HSBC	(7,049)	(4,010)	Impinj Inc	Barclays Bank	(8,822)	22,906	Infinaera Corp	Goldman Sachs	229
(5,974)	IES Holdings Inc	Morgan Stanley	(8,722)	(2,269)	Impinj Inc	Goldman Sachs	(1,997)	29,042	Infinaera Corp	HSBC	2,384
(2,288)	IGM Biosciences Inc	Barclays Bank	4,759	(4,785)	Impinj Inc	HSBC	(17,752)	4,251	Infinity Pharmaceuticals Inc	Bank of America	729
(3,161)	IGM Biosciences Inc	Goldman Sachs	(4,931)	(1,024)	Impinj Inc	Morgan Stanley	(2,253)	14,720	Infinity Pharmaceuticals Inc	Barclays Bank	1,622
(1,340)	IGM Biosciences Inc	HSBC	(1,755)	(2,104)	Inari Medical Inc	Bank of America Merrill Lynch	(12,666)	11,972	Infinity Pharmaceuticals Inc	Goldman Sachs	2,053
(870)	IGM Biosciences Inc	Morgan Stanley	1,810	(12,137)	Inari Medical Inc	Barclays Bank	(42,965)	26,123	Infinity Pharmaceuticals Inc	HSBC	525
(2,875)	iHeartMedia Inc 'A'	Bank of America Merrill Lynch	2,640	(17,415)	Inari Medical Inc	Goldman Sachs	(102,450)	(6,437)	Informatica Inc 'A'	Barclays Bank	(7,531)
(11,248)	iHeartMedia Inc 'A'	Barclays Bank	3,037	(6,081)	Inari Medical Inc	HSBC	(68,225)	(4,441)	Informatica Inc 'A'	HSBC	(12,346)
(1,307)	II-VI Inc	Bank of America Merrill Lynch	78	8,131	Incyte Corp	Bank of America Merrill Lynch	9,979	(12,755)	Informatica Inc 'A'	Morgan Stanley	(14,923)
(20,056)	II-VI Inc	Barclays Bank	(7,220)	13,578	Incyte Corp	Barclays Bank	(17,371)	9,816	Information Services Group Inc	Bank of America	3,386
2,711	II-VI Inc	Barclays Bank	976	3,503	Incyte Corp	Goldman Sachs	3,678	23,730	Information Services Group Inc	Merrill Lynch	5,114
(7,718)	II-VI Inc	Goldman Sachs	463	7,833	Incyte Corp	HSBC	(2,217)	8,974	Information Services Group Inc	Goldman Sachs	(91)
221	II-VI Inc	Goldman Sachs	(13)	893	Incyte Corp	Morgan Stanley	(1,233)	13,452	Information Services Group Inc	Morgan Stanley	3,632
(13,173)	II-VI Inc	HSBC	(25,819)	(2,723)	Independence Realty Trust Inc (REIT)	Bank of America Merrill Lynch	(3,159)	(10,306)	Infrastructure and Energy Alternatives Inc	Goldman Sachs	(16,696)
1,612	Ikena Oncology Inc	Barclays Bank	(500)	3,290	Independence Realty Trust Inc (REIT)	Bank of America	2,936	(8,616)	InfuSystem Holdings Inc	Barclays Bank	(6,376)
2,368	Ikena Oncology Inc	Morgan Stanley	(734)	(48,508)	Independence Realty Trust Inc (REIT)	Merrill Lynch	(36,866)	(22,828)	InfuSystem Holdings Inc	Goldman Sachs	(34,470)
4,742	Illinois Tool Works Inc	Bank of America Merrill Lynch	(14,953)	(25,025)	Independence Realty Trust Inc (REIT)	Barclays Bank	(36,866)	(4,079)	InfuSystem Holdings Inc	HSBC	(5,343)
3,184	Illinois Tool Works Inc	Barclays Bank	4,426	(36,852)	Independence Realty Trust Inc (REIT)	Goldman Sachs	(29,089)	(13,718)	Ingersoll Rand Inc	Bank of America	(52,403)
21,519	Illinois Tool Works Inc	Goldman Sachs	(64,153)	22,425	Independence Realty Trust Inc (REIT)	Goldman Sachs	26,013	5,295	Ingersoll Rand Inc	Bank of America	20,227
26,663	Illinois Tool Works Inc	HSBC	(141,945)	(36,852)	Independence Realty Trust Inc (REIT)	HSBC	(52,691)	(35,761)	Ingersoll Rand Inc	Barclays Bank	(68,304)
(644)	Illumina Inc	Bank of America Merrill Lynch	(6,240)	29,646	Independence Realty Trust Inc (REIT)	HSBC	37,631	6,983	Ingersoll Rand Inc	Barclays Bank	13,338
583	Illumina Inc	Bank of America Merrill Lynch	5,649	(26,616)	Independence Realty Trust Inc (REIT)	Morgan Stanley	(20,229)	(58,385)	Ingersoll Rand Inc	Goldman Sachs	(223,031)
(1,569)	Illumina Inc	Barclays Bank	2,573	(3,445)	Independent Bank Corp	Bank of America Merrill Lynch	(20,308)	7,846	Ingersoll Rand Inc	Goldman Sachs	29,972
766	Illumina Inc	Barclays Bank	(1,256)	82,437	Independent Bank Corp	Bank of America Merrill Lynch	40,394	(10,123)	Ingersoll Rand Inc	HSBC	(40,788)
(550)	Illumina Inc	Goldman Sachs	(5,330)	(11,556)	Independent Bank Corp	Barclays Bank	(13,346)	(11,195)	Ingersoll Rand Inc	Morgan Stanley	(21,382)
193	Illumina Inc	Goldman Sachs	1,870	79,539	Independent Bank Corp	Barclays Bank	46,928	(324)	Ingevity Corp	Bank of America	(447)
(922)	Illumina Inc	Morgan Stanley	1,512	45,227	Independent Bank Corp	Goldman Sachs	22,161	(4,374)	Ingevity Corp	Merrill Lynch	(6,780)
(6,251)	Imago Biosciences Inc	Bank of America Merrill Lynch	(6,001)	(1,485)	Independent Bank Corp	HSBC	(7,840)	(11,200)	Ingevity Corp	Goldman Sachs	(46,249)
(1,246)	Imago Biosciences Inc	Barclays Bank	(1,296)	(11,216)	Independent Bank Corp	Goldman Sachs	(60,686)	(352)	Ingevity Corp	HSBC	(1,396)
(4,936)	Imago Biosciences Inc	Goldman Sachs	(4,739)	44,960	Independent Bank Corp	Morgan Stanley	26,526	(1,216)	Ingevity Corp	Morgan Stanley	(1,885)
(1,031)	Imago Biosciences Inc	HSBC	(1,722)	(2,125)	Independent Bank Corp	Morgan Stanley	(2,656)	(971)	Ingles Markets Inc 'A'	Bank of America	4,467
(17,303)	IMAX Corp	Barclays Bank	(25,455)	(3,953)	Independent	Bank of America	(12,860)	(10,710)	Ingles Markets Inc 'A'	Barclays Bank	(23,270)
(6,439)	IMAX Corp	Goldman Sachs	(9,594)	(7,095)	Independent	Bank Group Inc	(10,926)	(3,331)	Ingles Markets Inc 'A'	Goldman Sachs	9,725
(58,638)	Immersion Corp	Bank of America Merrill Lynch	(6,450)	(11,696)	Independent	Goldman Sachs	(49,942)	(632)	Ingles Markets Inc 'A'	HSBC	3,568
(79,749)	Immersion Corp	Barclays Bank	(12,760)	(6,309)	Independent	HSBC	(19,563)	(1,797)	Ingredion Inc	Bank of America	(3,822)
(33,485)	Immersion Corp	Goldman Sachs	(3,683)	(3,908)	Independent	Morgan Stanley	(7,849)	(1,125)	Ingredion Inc	Barclays Bank	(1,575)
4,143	Immuneering Corp 'A'	Barclays Bank	911	(6,527)	Indus Realty	Bank of America	25,444	12,941	Ingredion Inc	Goldman Sachs	33,000
2,351	Immuneering Corp 'A'	Goldman Sachs	(165)	(2,053)	Indus Realty	Trust Inc (REIT)	(2,710)	(2,857)	Ingredion Inc	HSBC	(3,236)
628	Immuneering Corp 'A'	HSBC	207	(12,378)	Indus Realty	Barclays Bank	2,710	(1,777)	Ingredion Inc	Morgan Stanley	(2,189)
2,449	Immuneering Corp 'A'	Morgan Stanley	539	(12,378)	Indus Realty Trust Inc (REIT)	Goldman Sachs	52,872	(1,002)	Inhibrx Inc	Bank of America	421
(16,839)	Immunic Inc	Bank of America Merrill Lynch	(4,063)	(12,378)	Indus Realty Trust Inc (REIT)	Goldman Sachs	52,872	(2,019)	Inhibrx Inc	Goldman Sachs	848
(1,232)	Immunic Inc	Barclays Bank	(99)					(1,604)	Inhibrx Inc	HSBC	2,053
(4,227)	Immunic Inc	Goldman Sachs	(211)								
(6,037)	ImmunityBio Inc	Goldman Sachs	362								
(23,479)	ImmunityBio Inc	Morgan Stanley	(470)								
(12,366)	ImmunoGen Inc	Bank of America Merrill Lynch	495								
(13,663)	ImmunoGen Inc	HSBC	2,869								

ブラックロック・ストラテジック・ファンズ ブラックロック・アメリカズ・ダイバーシファイド・エクイティ・アブソルート・リターン・ファンド

保有高	銘柄	取引相手	未実現損益/(損) (米ドル)	保有高	銘柄	取引相手	未実現損益/(損) (米ドル)	保有高	銘柄	取引相手	未実現損益/(損) (米ドル)
(10,580)	Innodata Inc	Bank of America Merrill Lynch	9,310	(10,298)	Inspired Entertainment Inc Inspired Entertainment Inc	Barclays Bank Morgan Stanley	(9,371) (5,753)	11,837	Interactive Brokers Group Inc 'A'	Barclays Bank	37,161
(13,471)	Innodata Inc	Barclays Bank	(2,290)	(13,373)	Installed Building Products Inc	Barclays Bank	(71,679)	5,155	Interactive Brokers Group Inc 'A'	Goldman Sachs	32,820
(3,851)	Innodata Inc	Goldman Sachs	3,389	(12,221)	Insteel Industries Inc	Goldman Sachs	4,522	475	Interactive Brokers Group Inc 'A'	HSBC	3,276
4,102	Innospec Inc	Barclays Bank	7,753	(12,082)	Insteel Industries Inc	HSBC	23,077	3,500	Interactive Brokers Group Inc 'A'	Morgan Stanley	11,900
14,687	Innospec Inc	Goldman Sachs	1,469	(2,519)	Insteel Industries Inc	Morgan Stanley	(1,360)				
3,108	Innospec Inc	HSBC	7,708	(14,517)	Instil Bio Inc	Barclays Bank	22,211				
(2,140)	Innovage Holding Corp	Bank of America Merrill Lynch	(535)	(2,304)	Instil Bio Inc	HSBC	(599)	11,854	Intercept	Barclays Bank	7,824
(2,836)	Innovage Holding Corp	Barclays Bank	142	2,419	Instructure Holdings Inc	Bank of America Merrill Lynch	3,798	6,678	Intercept	Goldman Sachs	3,272
(15,897)	Innovage Holding Corp	Goldman Sachs	(3,974)	11,316	Instructure Holdings Inc	Barclays Bank	13,466	3,647	Intercept	HSBC	2,298
(9,044)	Innovage Holding Corp	HSBC	2,080	7,546	Instructure Holdings Inc	Goldman Sachs	11,847	10,082	Intercontinental Exchange Inc	Barclays Bank	40,429
(16,514)	INNOVATE Corp	Bank of America Merrill Lynch	(1,486)	7,125	Instructure Holdings Inc	HSBC	6,199	7,663	Intercontinental Exchange Inc	Goldman Sachs	36,859
(48,441)	INNOVATE Corp	Barclays Bank	(6,782)	5,161	Instructure Holdings Inc	Morgan Stanley	6,142	6,190	Intercontinental Exchange Inc	HSBC	31,755
(10,836)	INNOVATE Corp	Goldman Sachs	(975)	(879)	Insulet Corp	Bank of America Merrill Lynch	(6,751)	4,932	Intercontinental Exchange Inc	Morgan Stanley	19,777
(1,266)	Innoviva Inc	Bank of America Merrill Lynch	1,139	(2,508)	Insulet Corp	Barclays Bank	(4,364)	(774)	InterDigital Inc	Bank of America Merrill Lynch	(2,763)
(29,166)	Innoviva Inc	Barclays Bank	33,833	(1,587)	Insulet Corp	Goldman Sachs	(12,188)	(9,315)	InterDigital Inc	Barclays Bank	(30,553)
(6,628)	Innoviva Inc	Goldman Sachs	5,965	(980)	Insulet Corp	HSBC	(12,867)	(14,891)	InterDigital Inc	HSBC	(68,201)
(3,083)	Innoviva Inc	HSBC	1,363	(550)	Insulet Corp	Morgan Stanley	(957)	(2,302)	Interface Inc	Bank of America Merrill Lynch	(2,302)
(3,039)	Innoviva Inc	Morgan Stanley	3,525	1,699	Intapp Inc	Barclays Bank	(1,512)	(77,946)	Interface Inc	Barclays Bank	(49,106)
(3,628)	Inogen Inc	Barclays Bank	1,955	2,897	Intapp Inc	Goldman Sachs	1,159	(18,191)	Interface Inc	Goldman Sachs	(18,191)
(3,704)	Inogen Inc	Goldman Sachs	259	1,816	Intapp Inc	HSBC	(7,518)	(11,360)	Interface Inc	HSBC	(17,835)
(4,157)	Inogen Inc	HSBC	(7,275)	9,186	Integer Holdings Corp	Barclays Bank	27,466	(6,725)	Interface Inc	Morgan Stanley	(4,237)
(2,702)	Inogen Inc	Morgan Stanley	1,486	14,899	Integer Holdings Corp	Goldman Sachs	110,700	(1,491)	International Banshares Corp	Bank of America Merrill Lynch	(1,581)
(1,758)	Inotiv Inc	Bank of America Merrill Lynch	3,757	19,536	Integra LifeSciences Holdings Corp	Bank of America Merrill Lynch	39,267	(5,688)	International Banshares Corp	Barclays Bank	(4,607)
(5,562)	Inotiv Inc	Barclays Bank	(17,131)	21,354	Integra LifeSciences Holdings Corp	Barclays Bank	21,995	(4,550)	International Banshares Corp	Goldman Sachs	(7,144)
(1,660)	Inotiv Inc	Goldman Sachs	(4,447)	6,721	Integra LifeSciences Holdings Corp	Goldman Sachs	7,110	(11,278)	International Banshares Corp	HSBC	(5,419)
(26,917)	Inovio Pharmaceuticals Inc	Barclays Bank	(808)	5,855	Integra LifeSciences Holdings Corp	HSBC	30,621	(23,282)	International Banshares Corp	Morgan Stanley	(18,858)
(10,634)	Inovio Pharmaceuticals Inc	HSBC	4,466	26,400	Integra LifeSciences Holdings Corp	Morgan Stanley	27,192	(1,674)	International Business Machines Corp	Barclays Bank	(11,517)
6,403	Inozyme Pharma Inc	Barclays Bank	(1,601)	1,953	Integral Ad Science Holding LLC	Bank of America Merrill Lynch	2,832	(26,115)	International Business Machines Corp	Goldman Sachs	(78,868)
5,796	Inozyme Pharma Inc	Goldman Sachs	58	11,571	Integral Ad Science Holding LLC	Barclays Bank	2,430	(1,744)	International Flavors & Fragrances Inc	Bank of America Merrill Lynch	(4,656)
13,311	Inozyme Pharma Inc	Morgan Stanley	(3,328)	19,817	Integral Ad Science Holding LLC	Goldman Sachs	21,443	(3,047)	International Flavors & Fragrances Inc	Barclays Bank	(2,646)
6,907	Inseego Corp	Bank of America Merrill Lynch	(1,105)	7,227	Integral Ad Science Holding LLC	HSBC	7,720	(12,236)	International Flavors & Fragrances Inc	Goldman Sachs	(28,619)
23,656	Inseego Corp	Barclays Bank	(373)	9,510	Integral Ad Science Holding LLC	Morgan Stanley	1,997	(17,953)	International Flavors & Fragrances Inc	HSBC	(140,629)
9,601	Inseego Corp	Goldman Sachs	(1,536)	3,684	Intel Corp	Bank of America Merrill Lynch	5,812	10,707	International Game Technology Plc	Bank of America Merrill Lynch	19,096
5,733	Inseego Corp	HSBC	(631)	27,937	Intel Corp	Barclays Bank	52,941	26,443	International Game Technology Plc	Barclays Bank	21,947
3,774	Inseego Corp	Morgan Stanley	(113)	70,738	Intel Corp	Goldman Sachs	110,852	37,047	International Game Technology Plc	Goldman Sachs	40,011
1,365	Insight Enterprises Inc	Bank of America Merrill Lynch	(1,611)	21,546	Intel Corp	HSBC	(345)	17,701	International Game Technology Plc	HSBC	57,174
19,396	Insight Enterprises Inc	Barclays Bank	24,439	(1,719)	Intellia Therapeutics Inc	Bank of America Merrill Lynch	(3,455)	8,300	International Game Technology Plc	Morgan Stanley	5,332
5,363	Insight Enterprises Inc	Goldman Sachs	(6,328)	(6,254)	Intellia Therapeutics Inc	Barclays Bank	(4,065)				
9,178	Insight Enterprises Inc	HSBC	(9,453)	(10,047)	Intellia Therapeutics Inc	Goldman Sachs	(16,850)				
606	Insight Enterprises Inc	Morgan Stanley	764	(1,949)	Intellia Therapeutics Inc	HSBC	(10,903)				
(11,899)	Insmed Inc	Barclays Bank	6,068	(2,301)	Intellia Therapeutics Inc	Morgan Stanley	(1,496)				
(6,492)	Insmed Inc	Goldman Sachs	958	(8,246)	Intellicheck Inc	Bank of America Merrill Lynch	990				
(12,569)	Insmed Inc	HSBC	(23,001)	(56,390)	Intellicheck Inc	Barclays Bank	(4,511)				
(2,812)	Insmed Inc	Morgan Stanley	(677)	(6,085)	Inter Parfums Inc	Barclays Bank	(9,736)				
13,376	Insperty Inc	Barclays Bank	82,262	(6,472)	Inter Parfums Inc	Goldman Sachs	(8,155)				
2,443	Insperty Inc	HSBC	31	(5,182)	Inter Parfums Inc	HSBC	31,507				
1,962	Insperty Inc	Morgan Stanley	12,066	3,356	Interactive Brokers Group Inc 'A'	Bank of America Merrill Lynch	20,754				
14,769	Inspirato Inc	Barclays Bank	12,406								
40,228	Inspirato Inc	HSBC	38,217								
18,286	Inspirato Inc	Morgan Stanley	15,360								
(2,428)	Inspire Medical Systems Inc	Bank of America Merrill Lynch	(45,840)								
(2,952)	Inspire Medical Systems Inc	Barclays Bank	(15,941)								
(1,887)	Inspire Medical Systems Inc	Goldman Sachs	(35,627)								
(1,867)	Inspire Medical Systems Inc	HSBC	(63,900)								
(1,189)	Inspire Medical Systems Inc	Morgan Stanley	(6,421)								
(6,787)	Inspired Entertainment Inc	Bank of America Merrill Lynch	(4,344)								

ブラックロック・ストラテジック・ファンズ ブラックロック・アメリカズ・ダイバーシファイド・エクイティ・アブソルート・リターン・ファンド

保有高	銘柄	取引相手	未実現評価増益/(損) (米ドル)	保有高	銘柄	取引相手	未実現評価増益/(損) (米ドル)	保有高	銘柄	取引相手	未実現評価増益/(損) (米ドル)
14,640	International Money Express Inc	Barclays Bank	3,928	(64,416)	Invesco Ltd	HSBC	(100,488)	(2,193)	iRhythm Technologies Inc	Barclays Bank	(6,667)
27,726	International Money Express Inc	Goldman Sachs	23,013	(26,339)	Invesco Mortgage Capital Inc (REIT)	Bank of America Merrill Lynch	132	(5,549)	iRhythm Technologies Inc	Goldman Sachs	(49,330)
1,897	International Money Express Inc	HSBC	57	(228,184)	Invesco Mortgage Capital Inc (REIT)	Barclays Bank	(10,268)	(310)	iRhythm Technologies Inc	HSBC	(6,680)
(19,344)	International Paper Co	Bank of America Merrill Lynch	(18,051)	(133,797)	Invesco Mortgage Capital Inc (REIT)	Goldman Sachs	669	(1,017)	iRhythm Technologies Inc	Morgan Stanley	(3,092)
(25,748)	International Paper Co	Barclays Bank	(15,843)	(58,591)	Invesco Mortgage Capital Inc (REIT)	HSBC	(4,980)	5,759	Iridium	Bank of America	20,675
(8,407)	International Paper Co	Goldman Sachs	(7,767)	10,705	Investar Holding Corp	Barclays Bank	16,593	28,267	Iridium	Merrill Lynch	26,006
(13,853)	International Paper Co	HSBC	(11,913)	10,254	Investar Holding Corp	Goldman Sachs	18,560	30,305	Iridium	Barclays Bank	108,795
(39,595)	International Paper Co	Morgan Stanley	(20,985)	29,512	Investar Holding Corp	HSBC	56,663	67,575	Iridium	Goldman Sachs	289,613
(9,084)	International Seaways Inc	Barclays Bank	(1,998)	5,910	Investar Holding Corp	Morgan Stanley	9,161	11,770	iRobot Corp	Bank of America	1,535
(31,527)	International Seaways Inc	Goldman Sachs	(34,364)	670	Investors Title Co	Bank of America Merrill Lynch	446	1,323	iRobot Corp	Merrill Lynch	6,358
(13,122)	International Seaways Inc	HSBC	(58,130)	1,037	Investors Title Co	Barclays Bank	6,072	4,891	iRobot Corp	HSBC	7,715
(5,956)	Interpublic Group of Cos Inc	Barclays Bank	(4,646)	5,531	Investors Title Co	Goldman Sachs	3,678	2,649	iRobot Corp	Morgan Stanley	3,627
53,446	Interpublic Group of Cos Inc	Goldman Sachs	5,345	1,658	Investors Title Co	HSBC	(12,103)	13,385	Iron Mountain Inc (REIT)	Bank of America	(15,794)
(14,426)	Interpublic Group of Cos Inc	Goldman Sachs	4,959	1,069	Investors Title Co	Morgan Stanley	6,259	1,492	Iron Mountain Inc (REIT)	Merrill Lynch	4,819
3,687	Interpublic Group of Cos Inc	HSBC	(1,770)	14,973	Invitae Corp	Bank of America Merrill Lynch	1,422	(7,406)	Iron Mountain Inc (REIT)	Barclays Bank	(8,739)
(903)	Interpublic Group of Cos Inc	HSBC	433	46,392	Invitae Corp	Barclays Bank	6,263	(556)	Iron Mountain Inc (REIT)	HSBC	(667)
(7,959)	Interpublic Group of Cos Inc	Morgan Stanley	(6,208)	46,069	Invitae Corp	Goldman Sachs	4,377	4,522	Iron Mountain Inc (REIT)	HSBC	12,971
(11,764)	Intevac Inc	Bank of America Merrill Lynch	235	54,319	Invitae Corp	HSBC	(20,913)	(10,257)	Iron Mountain Inc (REIT)	Morgan Stanley	(33,130)
(782)	Intevac Inc	Barclays Bank	(8)	11,971	Invitae Corp	Morgan Stanley	1,616	4,037	Iron Mountain Inc (REIT)	Morgan Stanley	10,188
(30,794)	Intevac Inc	Goldman Sachs	616	2,070	Invitation Homes Inc (REIT)	Barclays Bank	2,939	30,449	Ironwood Pharmaceuticals Inc	Barclays Bank	(5,785)
(900)	Intevac Inc	HSBC	(99)	(26,608)	Invitation Homes Inc (REIT)	Barclays Bank	(37,783)	40,905	Ironwood Pharmaceuticals Inc	Goldman Sachs	(13,908)
(4,245)	Intra-Cellular Therapies Inc	Bank of America Merrill Lynch	5,417	8,254	Invitation Homes Inc (REIT)	Goldman Sachs	13,867	41,085	Ironwood Pharmaceuticals Inc	HSBC	(28,760)
(3,848)	Intra-Cellular Therapies Inc	Barclays Bank	3,040	(15,763)	Invitation Homes Inc (REIT)	Goldman Sachs	(23,087)	15,436	Ironwood Pharmaceuticals Inc	Morgan Stanley	(2,933)
(13,139)	Intra-Cellular Therapies Inc	Goldman Sachs	17,537	13,219	Invitation Homes Inc (REIT)	HSBC	30,668	5,355	IsoPlexis Corp	Barclays Bank	428
(3,743)	Intra-Cellular Therapies Inc	HSBC	(45,270)	(9,967)	Invitation Homes Inc (REIT)	HSBC	(23,123)	1,334	IsoPlexis Corp	Goldman Sachs	280
(2,645)	Intrepid Potash Inc	Barclays Bank	(10,644)	(9,967)	Invitation Homes Inc (REIT)	HSBC	(23,123)	8,602	IsoPlexis Corp	HSBC	(1,548)
(407)	Intrepid Potash Inc	Goldman Sachs	(1,476)	(12,025)	Ionis Pharmaceuticals Inc	Bank of America Merrill Lynch	(1,054)	1,260	IsoPlexis Corp	Morgan Stanley	101
(807)	Intrepid Potash Inc	HSBC	(5,483)	511	Ionis Pharmaceuticals Inc	Bank of America Merrill Lynch	(1,054)	(6,012)	iStar Inc (REIT)	Bank of America	(3,398)
888	Intuit Inc	Bank of America Merrill Lynch	54,532	(3,917)	Ionis Pharmaceuticals Inc	Barclays Bank	8,696	(6,923)	iStar Inc (REIT)	Barclays Bank	(138)
2,634	Intuit Inc	Barclays Bank	130,725	(10,791)	Ionis Pharmaceuticals Inc	Goldman Sachs	(7,014)	(5,747)	iStar Inc (REIT)	Goldman Sachs	(4,425)
619	Intuit Inc	Goldman Sachs	41,483	(12,915)	Ionance Biotherapeutics Inc	Goldman Sachs	92,342	(33,590)	iStar Inc (REIT)	HSBC	(21,912)
557	Intuit Inc	HSBC	32,892	(6,269)	Ionance Biotherapeutics Inc	HSBC	38,680	(18,792)	iStar Inc (REIT)	Morgan Stanley	(376)
608	Intuit Inc	Morgan Stanley	30,175	(12,025)	Ionance Biotherapeutics Inc	Morgan Stanley	97,523	(471)	iTeos Therapeutics Inc	Barclays Bank	146
(1,301)	Intuitive Surgical Inc	Bank of America Merrill Lynch	(12,260)	511	IPG Photonics Corp	Bank of America Merrill Lynch	3,266	(5,853)	iTeos Therapeutics Inc	Goldman Sachs	4,911
(3,135)	Intuitive Surgical Inc	Barclays Bank	(17,085)	7,202	IPG Photonics Corp	Barclays Bank	2,098	(6,731)	iTeos Therapeutics Inc	HSBC	44,533
(8,068)	Intuitive Surgical Inc	Goldman Sachs	(62,642)	(14,255)	IPG Photonics Corp	Goldman Sachs	46,021	(44,244)	Iteris Inc	Bank of America	(11,061)
(12,474)	Intuitive Surgical Inc	HSBC	(216,501)	(3,828)	IPG Photonics Corp	HSBC	10,704	(9,336)	Iteris Inc	Merrill Lynch	
(3,970)	Intuitive Surgical Inc	Morgan Stanley	(21,637)	(649)	IPG Photonics Corp	Morgan Stanley	12,763	(17,355)	Iteris Inc	Goldman Sachs	(2,334)
5,918	Invacare Corp	Bank of America Merrill Lynch	(473)	(1,920)	iQVIA Holdings Inc	Barclays Bank	143	(17,355)	Iteris Inc	Morgan Stanley	(3,297)
9,737	Invacare Corp	Barclays Bank	611	(5,332)	iQVIA Holdings Inc	Barclays Bank	(64,251)	2,279	Itron Inc	Bank of America	8,159
16,923	Invacare Corp	Goldman Sachs	(1,354)	(2,196)	iQVIA Holdings Inc	Goldman Sachs	(19,742)		Itron Inc	Merrill Lynch	
37,821	Invacare Corp	HSBC	(16,641)	(3,828)	iQVIA Holdings Inc	HSBC	(43,881)				
(52,635)	Invesco Ltd	Barclays Bank	(30,002)	(649)	iQVIA Holdings Inc	Morgan Stanley	(7,820)				
(46,459)	Invesco Ltd	Goldman Sachs	(73,405)	4,757	iRadimed Corp	Barclays Bank	3,663				
				1,073	iRadimed Corp	Goldman Sachs	(1,191)				
				(1,517)	iRhythm Technologies Inc	Bank of America	(13,486)				
								9,755	Itron Inc	Barclays Bank	12,194

ブラックロック・ストラテジック・ファンズ ブラックロック・アメリカズ・ダイバーシファイド・エクイティ・アブソルート・リターン・ファンド

保有高	銘柄	取引相手	未実現損益(米/株) (米ドル)	保有高	銘柄	取引相手	未実現損益(米/株) (米ドル)	保有高	銘柄	取引相手	未実現損益(米/株) (米ドル)
3,693	Itron Inc	Goldman Sachs	13,221	(3,009)	Jazz Pharmaceuticals Plc	HSBC	(19,047)	591	John B Sanfilippo & Son Inc	Bank of America	361
18,739	Itron Inc	HSBC	55,655	1,200	JB Hunt Transport	Bank of America	(2,076)			Merrill Lynch	
1,918	Itron Inc	Morgan Stanley	2,398		Services Inc	Merrill Lynch		3,592	John B Sanfilippo & Son Inc	Barclays Bank	7,040
(21,489)	ITT Inc	Bank of America	(41,875)	9,665	JB Hunt Transport	Barclays Bank	56,347	1,188	John B Sanfilippo & Son Inc	Goldman Sachs	5,605
		Merrill Lynch			Services Inc			2,492	John B Sanfilippo & Son Inc	HSBC	4,311
(6,440)	ITT Inc	Barclays Bank	(22,357)	(2,139)	JB Hunt Transport	Barclays Bank	(12,470)	5,083	John B Sanfilippo & Son Inc	Morgan Stanley	9,963
(7,643)	ITT Inc	Goldman Sachs	(19,687)		Services Inc			(1,831)	John Bean	Barclays Bank	(15,545)
(21,570)	ITT Inc	HSBC	(44,086)	2,528	JB Hunt Transport	Goldman Sachs	(1,364)		Technologies Corp		
(3,544)	ITT Inc	Morgan Stanley	(13,239)		Services Inc			(4,080)	John Bean	Goldman Sachs	(19,951)
(8,218)	IVERIC bio Inc	Barclays Bank	2,301	(3,437)	JB Hunt Transport	Goldman Sachs	5,946		Technologies Corp		
(31,740)	IVERIC bio Inc	Goldman Sachs	2,539		Services Inc			(9,222)	John Bean	HSBC	(45,747)
(3,029)	IVERIC bio Inc	HSBC	(1,878)	757	JB Hunt Transport	HSBC	(4,254)		Technologies Corp		
7,986	J & J Snack Foods Corp	Barclays Bank	15,732		Services Inc			(12,054)	John Wiley & Sons Inc 'A'	Barclays Bank	(20,371)
6,103	J & J Snack Foods Corp	Goldman Sachs	4,577	(1,195)	JB Hunt Transport	Morgan Stanley	(5,787)	(10,505)	John Wiley & Sons Inc 'A'	HSBC	(29,637)
(3,164)	J M Smucker Co	Barclays Bank	(5,221)	(16,414)	JBG SMITH	Bank of America	(11,490)	(16,363)	Johnson & Johnson	Barclays Bank	55,470
(9,778)	J M Smucker Co	Goldman Sachs	194,680	(39,369)	JBG SMITH	Barclays Bank	(35,038)	(5,187)	Johnson & Johnson	Goldman Sachs	18,647
1,209	J M Smucker Co	Goldman Sachs	(980)		Properties (REIT)	Merrill Lynch		(5,104)	Johnson & Johnson	HSBC	6,357
10,491	J M Smucker Co	HSBC	7,853	13,416	JBG SMITH	Barclays Bank	11,940	(771)	Johnson & Johnson	Morgan Stanley	2,614
(2,372)	J M Smucker Co	Morgan Stanley	(3,914)		Properties (REIT)			10,733	Johnson Controls	Barclays Bank	26,403
3,172	J M Smucker Co	Morgan Stanley	(8,550)	(17,231)	JBG SMITH	Goldman Sachs	(12,062)	(21,401)	Johnson Controls International Plc	Barclays Bank	(52,646)
4,525	Jabil Inc	Bank of America	17,930		Properties (REIT)			187	Johnson Controls International Plc	Goldman Sachs	445
		Merrill Lynch		3,068	JBG SMITH	HSBC	3,015	(10,658)	Johnson Controls International Plc	Goldman Sachs	(26,923)
26,672	Jabil Inc	Barclays Bank	90,418	(9,118)	JBG SMITH	Morgan Stanley	(8,115)	2,853	Johnson	Bank of America	(1,427)
4,709	Jabil Inc	Goldman Sachs	16,953		Properties (REIT)			3,787	Outdoors Inc 'A'	Merrill Lynch	
15,258	Jabil Inc	HSBC	73,541	1,417	JBG SMITH	Morgan Stanley	1,146	5,251	Outdoors Inc 'A'	Barclays Bank	13,292
14,499	Jabil Inc	Morgan Stanley	49,151	23,046	Jefferies Financial Group Inc	Bank of America	49,779	11,740	Outdoors Inc 'A'	HSBC	(470)
(5,995)	Jack Henry & Associates Inc	Barclays Bank	(24,220)	(3,786)	Jefferies Financial Group Inc	Bank of America	(5,662)	1,338	Outdoors Inc 'A'	Morgan Stanley	4,696
(3,939)	Jack Henry & Associates Inc	Goldman Sachs	(36,712)	42,416	Jefferies Financial Group Inc	Barclays Bank	64,896	(3,903)	Outdoors Inc 'A'	Barclays Bank	(4,098)
(14,805)	Jack Henry & Associates Inc	HSBC	(132,329)	14,623	Jefferies Financial Group Inc	Goldman Sachs	31,586	(3,408)	Joint Corp	Goldman Sachs	2,406
		Bank of America	(7,276)	(5,974)	Jefferies Financial Group Inc	Goldman Sachs	(12,904)	(1,957)	Joint Corp	HSBC	(783)
1,071	Jack in the Box Inc	Merrill Lynch	(9,050)	7,301	Jefferies Financial Group Inc	HSBC	5,330	(1,831)	Joint Corp	Morgan Stanley	(1,923)
2,011	Jack in the Box Inc	Barclays Bank	(9,050)	5,773	Jefferies Financial Group Inc	Morgan Stanley	8,833	325	Jones Lang LaSalle Inc	Bank of America	2,777
4,973	Jack in the Box Inc	Goldman Sachs	(49,835)		Group Inc			(151)	Jones Lang LaSalle Inc	Barclays Bank	(1,333)
2,803	Jack in the Box Inc	HSBC	(41,176)	30,940	JELD-WEN Holding Inc	Barclays Bank	21,039	1,401	Jones Lang LaSalle Inc	Barclays Bank	12,371
3,059	Jack in the Box Inc	Morgan Stanley	(13,294)	25,190	JELD-WEN Holding Inc	Goldman Sachs	38,289	(3,233)	Jones Lang LaSalle Inc	Goldman Sachs	(20,239)
4,086	Jacobs Engineering Group Inc	Barclays Bank	7,273	5,713	JELD-WEN Holding Inc	HSBC	4,399	813	Jones Lang LaSalle Inc	Goldman Sachs	6,105
2,962	Jacobs Engineering Group Inc	Goldman Sachs	15,343	79,669	JetBlue Airways Corp	Barclays Bank	31,868	(1,814)	Jones Lang LaSalle Inc	HSBC	(5,351)
(6,827)	Jacobs Engineering Group Inc	Goldman Sachs	(25,760)	174,309	JetBlue Airways Corp	Goldman Sachs	205,685	828	Jones Lang LaSalle Inc	HSBC	10,061
10,373	Jacobs Engineering Group Inc	HSBC	89,934	94,779	JetBlue Airways Corp	HSBC	71,084	(2,513)	Jones Lang LaSalle Inc	Morgan Stanley	(22,190)
(1,608)	Jacobs Engineering Group Inc	HSBC	(14,227)	1,523	JFrog Ltd	Bank of America	1,843	2,184	Jounce Therapeutics Inc	Bank of America	(1,201)
(21,517)	James River Group Holdings Ltd	Barclays Bank	(4,949)		Group Inc	Merrill Lynch		26,666	Jounce Therapeutics Inc	Barclays Bank	(16,266)
(120)	Jamf Holding Corp	Bank of America	(414)	17,625	JFrog Ltd	Barclays Bank	(529)	9,633	Jounce Therapeutics Inc	Goldman Sachs	(5,298)
(21,423)	Jamf Holding Corp	Barclays Bank	7,712	9,698	JFrog Ltd	Goldman Sachs	7,851	2,805	Jounce Therapeutics Inc	Morgan Stanley	(1,711)
(10,786)	Jamf Holding Corp	Goldman Sachs	(37,212)	6,886	JFrog Ltd	HSBC	3,512	2,143	JP Morgan Chase & Co	Bank of America	28,266
(2,491)	Jamf Holding Corp	HSBC	(4,583)	1,313	JFrog Ltd	Morgan Stanley	(39)	23,387	JP Morgan Chase & Co	Merrill Lynch	
(15,971)	Janus Henderson Group Plc	Barclays Bank	(11,180)	(11,668)	Joby Aviation Inc	Bank of America	(5,484)	20,816	JP Morgan Chase & Co	Barclays Bank	160,201
10,668	Janus Henderson Group Plc	Barclays Bank	7,468	12,792	Joby Aviation Inc	Barclays Bank	8,187	7,360	JP Morgan Chase & Co	Goldman Sachs	274,563
(5,576)	Janus Henderson Group Plc	Goldman Sachs	(2,469)	15,200	Joby Aviation Inc	Goldman Sachs	7,144	15,020	JP Morgan Chase & Co	HSBC	73,060
(8,684)	Janus Henderson Group Plc	HSBC	(13,344)	3,659	Joby Aviation Inc	Morgan Stanley	2,342	(14,311)	Juniper Networks Inc	Morgan Stanley	102,887
8,880	Janus Henderson Group Plc	HSBC	10,840		Joby Aviation Inc			177,788	Juniper Networks Inc	Barclays Bank	(14,740)
(4,898)	Janus Henderson Group Plc	Morgan Stanley	(5,781)		Joby Aviation Inc			(23,423)	Juniper Networks Inc	Goldman Sachs	65,782
10,269	Jasper Therapeutics Inc	Goldman Sachs	1,232							Goldman Sachs	(8,667)
2,496	Jasper Therapeutics Inc	HSBC	(25)								
(6,906)	Jazz Pharmaceuticals Plc	Barclays Bank	(18,646)								
(1,375)	Jazz Pharmaceuticals Plc	Goldman Sachs	(1,444)								

ブラックロック・ストラテジック・ファンズ ブラックロック・アメリカズ・ダイバーシファイド・エクイティ・アブソルート・リターン・ファンド

保有高	銘柄	取引相手	未実現評価増益/(損) (米ドル)	保有高	銘柄	取引相手	未実現評価増益/(損) (米ドル)	保有高	銘柄	取引相手	未実現評価増益/(損) (米ドル)
16,132	Juniper Networks Inc	HSBC	3,737	(2,735)	Kellogg Co	HSBC	446	(2,165)	Kimball Electronics Inc	Bank of America	(2,825)
(9,185)	Juniper Networks Inc	HSBC	551	(7,557)	Kellogg Co	Morgan Stanley	378			Merrill Lynch	
(6,384)	Juniper Networks Inc	Morgan Stanley	(6,576)	2,598	Kelly Services Inc 'A'	Bank of America	3,429	(8,246)	Kimball Electronics Inc	Barclays Bank	(4,247)
(384)	Kadant Inc	Bank of America	(729)			Merrill Lynch		(29,665)	Kimball Electronics Inc	Goldman Sachs	(38,713)
		Merrill Lynch		5,906	Kelly Services Inc 'A'	Barclays Bank	2,599	(9,706)	Kimball Electronics Inc	HSBC	(8,590)
(635)	Kadant Inc	Barclays Bank	(804)	21,643	Kelly Services Inc 'A'	HSBC	8,874	(6,722)	Kimball Electronics Inc	Morgan Stanley	(3,462)
(1,283)	Kadant Inc	Goldman Sachs	1,003	5,576	Kemper Corp	Bank of America	27,359	1,540	Kimball International	Bank of America	62
(426)	Kadant Inc	HSBC	275			Merrill Lynch			Inc 'B'	Merrill Lynch	
(6,439)	Kadant Inc	Morgan Stanley	(8,371)	(7,836)	Kemper Corp	Goldman Sachs	(41,452)	31,085	Kimball International	Barclays Bank	3,730
1,420	Kaiser Aluminum Corp	Bank of America	4,473	(6,063)	Kemper Corp	HSBC	(26,253)		Inc 'B'		
		Merrill Lynch		829	Kemper Corp	HSBC	3,590	81,333	Kimball International	Goldman Sachs	3,253
771	Kaiser Aluminum Corp	Barclays Bank	1,627	1,574	Kemper Corp	Morgan Stanley	5,635		Inc 'B'		
340	Kaiser Aluminum Corp	Goldman Sachs	1,071	(10,099)	KemPharm Inc	Goldman Sachs	(3,939)	8,092	Kimberly-Clark Corp	Bank of America	16,487
4,318	Kaiser Aluminum Corp	HSBC	33,983	(6,894)	KemPharm Inc	HSBC	(4,412)			Merrill Lynch	
(1,775)	KalVista	Barclays Bank	266	(6,445)	KemPharm Inc	Morgan Stanley	(580)	(28,338)	Kimberly-Clark Corp	Barclays Bank	(53,559)
	Pharmaceuticals Inc			18,458	Kennametal Inc	Bank of America	32,117	3,643	Kimberly-Clark Corp	Barclays Bank	(1,377)
(8,963)	KalVista	Goldman Sachs	538			Merrill Lynch		(16,446)	Kimberly-Clark Corp	Goldman Sachs	125,483
	Pharmaceuticals Inc			27,596	Kennametal Inc	Barclays Bank	28,424	4,602	Kimberly-Clark Corp	HSBC	243
(10,225)	Kaman Corp	Barclays Bank	(4,090)	32,923	Kennametal Inc	Goldman Sachs	57,286	(6,216)	Kimberly-Clark Corp	Morgan Stanley	(11,748)
(14,364)	Kaman Corp	Goldman Sachs	(25,281)	27,598	Kennametal Inc	HSBC	27,003	2,637	Kimberly-Clark Corp	Goldman Sachs	4,984
(8,285)	Kaman Corp	HSBC	(6,628)	11,081	Kennametal Inc	Morgan Stanley	11,333	(34,648)	Kimco Realty Corp(REIT)	Bank of America	(10,048)
(6,205)	KAR Auction	Barclays Bank	(6,143)	1,099	Kennedy-Wilson	Bank of America	385			Merrill Lynch	
	Services Inc				Holdings Inc	Merrill Lynch		(24,403)	Kimco Realty Corp(REIT)	Barclays Bank	(33,483)
(17,514)	KAR Auction	Goldman Sachs	(23,469)	23,693	Kennedy-Wilson	Barclays Bank	12,320	(41,443)	Kimco Realty Corp(REIT)	Goldman Sachs	(16,843)
	Services Inc				Holdings Inc	Goldman Sachs	32,906	(25,863)	Kimco Realty Corp(REIT)	HSBC	(7,297)
(28,683)	KAR Auction	HSBC	(82,033)	94,016	Kennedy-Wilson	Goldman Sachs	32,906	(4,361)	Kimco Realty Corp(REIT)	Morgan Stanley	(4,874)
	Services Inc				Holdings Inc			28,147	Kinder Morgan Inc	Barclays Bank	22,279
35,938	Karat Packaging Inc	Barclays Bank	13,656	(782)	Keros Therapeutics Inc	Bank of America	7,765	36,973	Kinder Morgan Inc	Goldman Sachs	21,444
5,240	Karat Packaging Inc	Goldman Sachs	1,991			Merrill Lynch		43,555	Kinder Morgan Inc	HSBC	35,843
12,435	Karat Packaging Inc	Morgan Stanley	4,725	(2,120)	Keros Therapeutics Inc	Barclays Bank	4,728	8,131	Kinder Morgan Inc	Morgan Stanley	6,586
(3,559)	Karuna Therapeutics Inc	Barclays Bank	12,078	(5,862)	Keros Therapeutics Inc	Goldman Sachs	58,210	5,280	King Pubco Inc	Barclays Bank	(422)
(3,680)	Karuna Therapeutics Inc	Goldman Sachs	(55)	(435)	Keros Therapeutics Inc	HSBC	4,080	14,530	King Pubco Inc	Goldman Sachs	6,248
6,924	Karyopharm	Bank of America	5,816	(6,269)	Keurig Dr Pepper Inc	Bank of America	3,131	15,656	King Pubco Inc	HSBC	5,166
	Therapeutics Inc	Merrill Lynch				Merrill Lynch		4,626	King Pubco Inc	Morgan Stanley	(370)
19,324	Karyopharm	Barclays Bank	9,082	101,198	Keurig Dr Pepper Inc	Barclays Bank	(35,419)	14,808	Kimksa Pharmaceuticals	Barclays Bank	(9,033)
	Therapeutics Inc			(36,660)	Keurig Dr Pepper Inc	Goldman Sachs	72,185		Ltd 'A'		
9,168	Karyopharm	Goldman Sachs	7,701	(19,812)	Keurig Dr Pepper Inc	HSBC	50,124	38,733	Kimksa Pharmaceuticals	Goldman Sachs	(19,367)
	Therapeutics Inc			66,360	Keurig Dr Pepper Inc	Morgan Stanley	(23,226)	14,185	Kinmate Biopharma Inc	Barclays Bank	(40,995)
(16,027)	KB Home	Bank of America	(20,835)	(3,393)	Keurig Dr Pepper Inc	Morgan Stanley	1,188	6,656	Kinmate Biopharma Inc	Goldman Sachs	(12,913)
		Merrill Lynch		8,608	Key Tronic Corp	Bank of America	904	6,902	Kinmate Biopharma Inc	HSBC	2,968
(38,400)	KB Home	Barclays Bank	(74,496)			Merrill Lynch		14,367	Kinmate Biopharma Inc	Morgan Stanley	(41,521)
(10,141)	KB Home	Goldman Sachs	(13,184)	63,469	KeyCorp	Bank of America	74,259	(4,528)	Kinsale Capital Group Inc	Bank of America	(50,669)
(26,759)	KB Home	HSBC	(36,050)			Merrill Lynch					
(18,207)	KB Home	Morgan Stanley	(35,322)	146,566	KeyCorp	Barclays Bank	109,924	(5,602)	Kinsale Capital Group Inc	Barclays Bank	(43,864)
18,598	KBR Inc	Bank of America	76,624	64,363	KeyCorp	Goldman Sachs	74,059	(3,162)	Kinsale Capital Group Inc	Goldman Sachs	(34,404)
		Merrill Lynch		37,597	KeyCorp	HSBC	33,686	(2,272)	Kinsale Capital Group Inc	HSBC	(21,098)
15,980	KBR Inc	Barclays Bank	40,109	79,701	KeyCorp	Morgan Stanley	59,775	(1,991)	Kinsale Capital Group Inc	Morgan Stanley	(15,589)
16,707	KBR Inc	Goldman Sachs	68,832	4,695	Keysight Technologies Inc	Bank of America	46,879	9,845	Kirby Corp	Bank of America	35,048
59,553	KBR Inc	HSBC	292,640			Merrill Lynch				Merrill Lynch	
4,129	KBR Inc	Morgan Stanley	10,363	6,352	Keysight Technologies Inc	Barclays Bank	31,951	5,889	Kirby Corp	Barclays Bank	21,730
(14,195)	Keamy Financial Corp	Bank of America	(7,381)	20,056	Keysight Technologies Inc	Goldman Sachs	200,022	1,107	Kirby Corp	Goldman Sachs	3,941
		Merrill Lynch		9,063	Keysight Technologies Inc	HSBC	100,342	(3,694)	Kirby Corp	HSBC	(20,243)
(205,665)	Keamy Financial Corp	Barclays Bank	(41,133)	2,638	Keysight Technologies Inc	Morgan Stanley	13,269	10,057	Kirby Corp	HSBC	55,112
(184,527)	Keamy Financial Corp	Goldman Sachs	(95,954)	(1,606)	Kezar Life Sciences Inc	Bank of America	1,478	1,118	Kirby Corp	Morgan Stanley	4,125
(53,360)	Keamy Financial Corp	HSBC	(16,008)			Merrill Lynch		(19,199)	Kirkland's Inc	Barclays Bank	7,680
(25,168)	Keamy Financial Corp	Morgan Stanley	(5,034)	(5,235)	Kezar Life Sciences Inc	Barclays Bank	2,146	(7,332)	Kirkland's Inc	HSBC	9,605
23,588	Kellogg Co	Bank of America	(111,807)	(12,478)	Kezar Life Sciences Inc	Goldman Sachs	10,169	(7,997)	Kite Realty Group	Bank of America	1,769
		Merrill Lynch		(6,590)	Kezar Life Sciences Inc	HSBC	4,020		Trust (REIT)	Merrill Lynch	
(9,893)	Kellogg Co	Bank of America	36,799	(10,330)	Kezar Life Sciences Inc	Morgan Stanley	4,235	(66,812)	Kite Realty Group	Barclays Bank	(78,838)
		Merrill Lynch		5,719	Kforce Inc	Barclays Bank	(16,070)		Trust (REIT)		
12,430	Kellogg Co	Barclays Bank	(622)	20,671	Kforce Inc	Goldman Sachs	(159,373)	(77,806)	Kite Realty Group	Goldman Sachs	35,982
(5,583)	Kellogg Co	Barclays Bank	279	452	Kforce Inc	HSBC	(4,231)		Trust (REIT)		
27,542	Kellogg Co	Goldman Sachs	(130,549)	(19,975)	Kilroy Realty Corp(REIT)	Barclays Bank	(14,182)	(1,945)	Kite Realty Group	HSBC	1,273
(13,897)	Kellogg Co	Goldman Sachs	29,850	(17,208)	Kilroy Realty Corp(REIT)	Morgan Stanley	(12,218)		Trust (REIT)		
9,792	Kellogg Co	HSBC	(59,829)								

ブラックロック・ストラテジック・ファンズ ブラックロック・アメリカズ・ダイバーシファイド・エクイティ・アブソルート・リターン・ファンド

保有高	銘柄	取引相手	未実現損益(株) (米ドル)	保有高	銘柄	取引相手	未実現損益(株) (米ドル)	保有高	銘柄	取引相手	未実現損益(株) (米ドル)
4,958	KKR & Co Inc	Goldman Sachs	18,493	(17,091)	Kratos Defense & Security Solutions Inc	Barclays Bank	(17,775)	2,736	La Jolla Pharmaceutical Co	Bank of America	(930)
9,305	KKR Real Estate Finance Trust Inc (REIT)	Bank of America	5,979	(5,298)	Kratos Defense & Security Solutions Inc	HSBC	(8,742)	5,352	La Jolla Pharmaceutical Co	Merrill Lynch	—
12,433	KKR Real Estate Finance Trust Inc (REIT)	Merrill Lynch	7,211	(37,643)	Krispy Kreme Inc	HSBC	(75,286)	2,664	La Jolla Pharmaceutical Co	Barclays Bank	—
8,788	KKR Real Estate Finance Trust Inc (REIT)	Barclays Bank	5,722	(4,931)	Krispy Kreme Inc	Morgan Stanley	(1,183)	8,968	La Jolla Pharmaceutical Co	HSBC	80
7,290	KKR Real Estate Finance Trust Inc (REIT)	Goldman Sachs	10,517	18,512	Kroger Co	Bank of America	(4,582)	(2,450)	Laboratory Corp of America Holdings	Bank of America	(17,444)
6,994	KKR Real Estate Finance Trust Inc (REIT)	HSBC	10,517	(13,277)	Kroger Co	Merrill Lynch	144	872	Laboratory Corp of America Holdings	Merrill Lynch	—
492	KLA Corp	Morgan Stanley	3,350	7,115	Kroger Co	Barclays Bank	(31,201)	(3,898)	Laboratory Corp of America Holdings	Goldman Sachs	(27,754)
1,478	KLA Corp	Bank of America	14,917	(2,996)	Kroger Co	Goldman Sachs	(8,770)	379	Laboratory Corp of America Holdings	Goldman Sachs	931
4,210	KLA Corp	Merrill Lynch	29,087	(1,644)	Kroger Co	Morgan Stanley	(1,854)	(1,674)	Laboratory Corp of America Holdings	HSBC	(14,874)
(3,014)	KLA Corp	Barclays Bank	29,087	2,872	Kronos Bio Inc	Bank of America	144	(689)	Laboratory Corp of America Holdings	HSBC	(14,874)
1,585	KLA Corp	Goldman Sachs	127,647	16,128	Kronos Bio Inc	Barclays Bank	(2,419)	(94,341)	Ladder Capital Corp (REIT)	Goldman Sachs	(12,202)
(1,223)	KLA Corp	Goldman Sachs	(93,653)	14,669	Kronos Bio Inc	Goldman Sachs	733	(63,409)	Ladder Capital Corp (REIT)	HSBC	(27,266)
543	KLA Corp	HSBC	66,554	13,420	Kronos Bio Inc	HSBC	(8,320)	(12,907)	Ladder Capital Corp (REIT)	Morgan Stanley	(4,647)
(9,098)	KLX Energy Services Holdings Inc	HSBC	28,357	37,219	Kronos Bio Inc	HSBC	(8,320)	(927)	Laird Superfood Inc	Barclays Bank	83
(3,093)	Knight-Swift Transportation Holdings Inc	HSBC	(28,357)	(26,578)	Kronos Bio Inc	HSBC	(8,320)	1,600	Lakeland Bancorp Inc	Bank of America	784
(1,135)	Knight-Swift Transportation Holdings Inc	Bank of America	(3,093)	(20,844)	Kronos Worldwide Inc	Goldman Sachs	(58,989)	66,080	Lakeland Bancorp Inc	Merrill Lynch	25,110
(11,901)	Knight-Swift Transportation Holdings Inc	Merrill Lynch	(3,093)	(53,544)	Kronos Worldwide Inc	HSBC	(174,018)	27,430	Lakeland Bancorp Inc	Goldman Sachs	13,441
(4,888)	Knight-Swift Transportation Holdings Inc	Bank of America	(3,093)	(1,665)	Krystal Biotech Inc	Bank of America	(2,690)	31,515	Lakeland Bancorp Inc	HSBC	10,725
(12,866)	Knight-Swift Transportation Holdings Inc	Barclays Bank	(533)	(394)	Krystal Biotech Inc	Barclays Bank	(185)	130,499	Lakeland Bancorp Inc	Morgan Stanley	49,590
7,149	Knowles Corp	Goldman Sachs	(11,901)	(596)	Krystal Biotech Inc	Goldman Sachs	(882)	(377)	Lakeland Financial Corp	Bank of America	54
84,772	Knowles Corp	HSBC	11,291	(7,184)	Krystal Biotech Inc	HSBC	(64,225)	(14,083)	Lakeland Financial Corp	Merrill Lynch	(10,562)
57,369	Knowles Corp	HSBC	11,291	(3,068)	Kulicke & Soffa Industries Inc	Barclays Bank	(9,081)	(6,223)	Lakeland Financial Corp	Goldman Sachs	(11,886)
7,030	Knowles Corp	HSBC	11,291	(6,010)	Kulicke & Soffa Industries Inc	Goldman Sachs	(14,184)	(1,741)	Lakeland Financial Corp	HSBC	825
10,553	Kodiak Sciences Inc	HSBC	(6,047)	(3,814)	Kulicke & Soffa Industries Inc	HSBC	(11,289)	(29,422)	Lakeland Industries Inc	Barclays Bank	(31,776)
22,195	Kodiak Sciences Inc	Bank of America	2,302	(1,952)	Kulicke & Soffa Industries Inc	Morgan Stanley	(5,778)	(363)	Lam Research Corp	Bank of America	(11,798)
4,139	Kodiak Sciences Inc	Merrill Lynch	2,302	(1,952)	Kulicke & Soffa Industries Inc	HSBC	(11,289)	(5,573)	Lam Research Corp	Merrill Lynch	(176,497)
26,521	Kodiak Sciences Inc	Barclays Bank	22,888	(1,952)	Kura Oncology Inc	Bank of America	3,957	682	Lam Research Corp	Goldman Sachs	13,852
5,056	Kontoor Brands Inc	Barclays Bank	22,888	(1,952)	Kura Oncology Inc	Bank of America	3,957	598	Lam Research Corp	HSBC	21,331
4,929	Kontoor Brands Inc	Goldman Sachs	18,433	(1,952)	Kura SUSHI USA Inc 'A'	Bank of America	(3,519)	1,576	Lamar Advertising Co 'A' (REIT)	Morgan Stanley	50,113
5,392	Kontoor Brands Inc	Morgan Stanley	1,898	(3,020)	Kura SUSHI USA Inc 'A'	Barclays Bank	(11,144)	1,324	Lamar Advertising Co 'A' (REIT)	Bank of America	4,008
11,166	Kontoor Brands Inc	HSBC	14,035	(2,010)	Kura SUSHI USA Inc 'A'	Goldman Sachs	(7,357)	(3,878)	Lamar Advertising Co 'A' (REIT)	Merrill Lynch	—
6,858	Kontoor Brands Inc	HSBC	14,035	(2,010)	Kura SUSHI USA Inc 'A'	HSBC	(2,205)	4,185	Lamar Advertising Co 'A' (REIT)	Goldman Sachs	(2,483)
(12,969)	Kopin Corp	HSBC	45,881	(3,000)	KVH Industries Inc	Bank of America	721	(3,010)	Lamar Advertising Co 'A' (REIT)	HSBC	181
(2,768)	Kopin Corp	Barclays Bank	6,112	(3,000)	KVH Industries Inc	Merrill Lynch	721	1,260	Lamar Advertising Co 'A' (REIT)	HSBC	(978)
(10,052)	Kopin Corp	Goldman Sachs	6,112	(3,000)	KVH Industries Inc	Barclays Bank	14,457	2,688	Lamar Advertising Co 'A' (REIT)	HSBC	(978)
(10,073)	Koppers Holdings Inc	Barclays Bank	6,112	(3,000)	KVH Industries Inc	Goldman Sachs	14,457	(3,878)	Lamar Advertising Co 'A' (REIT)	Morgan Stanley	2,876
(18,378)	Koppers Holdings Inc	Goldman Sachs	8,504	(3,000)	Kymera Therapeutics Inc	Bank of America	3,542	4,185	Lamar Advertising Co 'A' (REIT)	Goldman Sachs	3,723
(12,708)	Koppers Holdings Inc	Bank of America	908	(3,000)	Kymera Therapeutics Inc	HSBC	3,542	4,185	Lamar Advertising Co 'A' (REIT)	HSBC	(2,483)
(5,287)	Korn Ferry	Merrill Lynch	194	(3,000)	Kymera Therapeutics Inc	Merrill Lynch	1,040	1,324	Lamar Advertising Co 'A' (REIT)	Merrill Lynch	—
(11,129)	Korn Ferry	Goldman Sachs	194	(3,000)	Kymera Therapeutics Inc	Barclays Bank	1,040	1,324	Lamar Advertising Co 'A' (REIT)	Goldman Sachs	—
(6,071)	Korn Ferry	HSBC	1,307	(5,474)	Kymera Therapeutics Inc	HSBC	5,404	1,324	Lamar Advertising Co 'A' (REIT)	HSBC	—
(2,316)	Korn Ferry	HSBC	1,307	(1,518)	Kymera Therapeutics Inc	HSBC	5,404	1,324	Lamar Advertising Co 'A' (REIT)	HSBC	—
(1,246)	Korn Ferry	Barclays Bank	(18,232)	(4,170)	Kyndryl Holdings Inc	Goldman Sachs	(959)	1,324	Lamar Advertising Co 'A' (REIT)	HSBC	—
10,086	Kosmos Energy Ltd	Goldman Sachs	(38,594)	(4,166)	Kyndryl Holdings Inc	HSBC	1,500	1,324	Lamar Advertising Co 'A' (REIT)	HSBC	—
(12,719)	Kraft Heinz Co	Goldman Sachs	(23,001)	(10,797)	Kyndryl Holdings Inc	Morgan Stanley	(5,217)	1,324	Lamar Advertising Co 'A' (REIT)	HSBC	—
(61,236)	Kraft Heinz Co	Morgan Stanley	(8,757)	23,258	L B Foster Co 'A'	Bank of America	14,536	4,185	Lamar Advertising Co 'A' (REIT)	HSBC	—
(28,781)	Kraft Heinz Co	Morgan Stanley	48,064	(8,413)	L B Foster Co 'A'	Merrill Lynch	14,536	4,185	Lamar Advertising Co 'A' (REIT)	HSBC	—
				14,739	L B Foster Co 'A'	Barclays Bank	3,323	(3,010)	Lamar Advertising Co 'A' (REIT)	HSBC	—
				1,159	L B Foster Co 'A'	Goldman Sachs	9,212	1,260	Lamar Advertising Co 'A' (REIT)	HSBC	—
				11,886	L B Foster Co 'A'	HSBC	122	1,260	Lamar Advertising Co 'A' (REIT)	HSBC	—
				(16,325)	L Brands Inc	Morgan Stanley	4,695	2,688	Lamar Advertising Co 'A' (REIT)	HSBC	—
				(29,081)	L Brands Inc	Bank of America	118,682	2,688	Lamar Advertising Co 'A' (REIT)	Morgan Stanley	—
				(7,147)	L Brands Inc	Merrill Lynch	118,682	(10,850)	Lamb Weston Holdings Inc	Morgan Stanley	—
					L Brands Inc	Goldman Sachs	211,419	(10,850)	Lamb Weston Holdings Inc	Bank of America	(50,312)
					L Brands Inc	HSBC	65,752		Lamb Weston Holdings Inc	Merrill Lynch	—

ブラックロック・ストラテジック・ファンズ ブラックロック・アメリカズ・ダイバーシファイド・エクイティ・アブソルート・リターン・ファンド

保有高	銘柄	取引相手	未実現評価増益/(損) (米ドル)	保有高	銘柄	取引相手	未実現評価増益/(損) (米ドル)	保有高	銘柄	取引相手	未実現評価増益/(損) (米ドル)
(7,137)	Lamb Weston Holdings Inc	Goldman Sachs	(30,434)	34,073	Laureate Education Inc	HSBC	48,554	2,018	LendingClub Corp	Bank of America	4,392
(5,071)	Lamb Weston Holdings Inc	HSBC	(22,924)	(10,779)	Lazard Ltd 'A'	Bank of America	(30,073)	9,333	LendingClub Corp	Merrill Lynch	18,293
(5,970)	Lamb Weston Holdings Inc	Morgan Stanley	(21,552)	(38,179)	Lazard Ltd 'A'	Barclays Bank	(53,832)	8,229	LendingClub Corp	Goldman Sachs	6,970
5,250	Lancaster Colony Corp	Barclays Bank	(13,755)	(17,264)	Lazard Ltd 'A'	Goldman Sachs	(48,167)	4,086	LendingClub Corp	Morgan Stanley	8,540
8,344	Lancaster Colony Corp	Goldman Sachs	(109,640)	(4,400)	Lazard Ltd 'A'	Morgan Stanley	(6,204)	1,076	LendingTree Inc	Bank of America	611
3,311	Lancaster Colony Corp	HSBC	(50,711)	5,627	La-Z-Boy Inc	Bank of America	(4,558)	3,945	LendingTree Inc	Merrill Lynch	7,417
545	Lancaster Colony Corp	Morgan Stanley	(1,428)	16,850	La-Z-Boy Inc	Barclays Bank	23,590	5,962	LendingTree Inc	Goldman Sachs	(3,473)
47,985	Landec Corp	Goldman Sachs	35,509	11,893	La-Z-Boy Inc	Goldman Sachs	(11,275)	1,825	LendingTree Inc	HSBC	(6,466)
12,845	Landec Corp	HSBC	11,560	18,097	La-Z-Boy Inc	HSBC	(29,591)	27,542	Lennar Corp 'A'	Barclays Bank	163,155
(7,590)	Landmark Bancorp Inc	Bank of America	(4,934)	5,633	La-Z-Boy Inc	Morgan Stanley	7,886	30,877	Lennar Corp 'A'	Goldman Sachs	142,652
(12,676)	Landmark Bancorp Inc	Goldman Sachs	(8,239)	(3,036)	Lazadays Holdings Inc	Bank of America	3,267	29,012	Lennar Corp 'A'	HSBC	82,990
3,897	Landos Biopharma Inc	Goldman Sachs	175	(6,617)	Lazadays Holdings Inc	Merrill Lynch		20,123	Lennar Corp 'A'	Morgan Stanley	117,921
2,976	Lands' End Inc	Barclays Bank	1,786	(17,191)	Lazadays Holdings Inc	Barclays Bank	(2,316)	1,466	Lennox International Inc	Bank of America	(13,942)
1,236	Lands' End Inc	HSBC	(1,644)	(4,229)	Lazadays Holdings Inc	Goldman Sachs	44,525	14,323	Lennox International Inc	Merrill Lynch	10,599
2,650	Lands' End Inc	Morgan Stanley	1,590	240	LCI Industries	HSBC	14,421	5,688	Lennox International Inc	Goldman Sachs	(51,362)
16,919	Landsea Homes Corp	Barclays Bank	1,861	7,367	LCI Industries	Bank of America	1,914	1,732	Lennox International Inc	HSBC	(17,528)
7,388	Landsea Homes Corp	HSBC	(6,575)	2,319	LCI Industries	Merrill Lynch		1,258	Lennox International Inc	Morgan Stanley	931
5,387	Landstar System Inc	Bank of America	(15,191)	11,046	LCI Industries	Barclays Bank	52,969	(22,250)	LENSAR Inc	Bank of America	14,240
6,564	Landstar System Inc	Merrill Lynch		3,206	LCNB Corp	HSBC	4,860	(586)	LENSAR Inc	Merrill Lynch	
(2,608)	Landstar System Inc	Barclays Bank	10,174	4,094	LCNB Corp	Goldman Sachs	737	(1,462)	LENSAR Inc	Barclays Bank	328
8,664	Landstar System Inc	Goldman Sachs	(24,432)	7,441	LCNB Corp	HSBC	(205)	(7,457)	LENSAR Inc	Goldman Sachs	936
(1,838)	Landstar System Inc	Goldman Sachs	5,183	3,573	Lear Corp	Morgan Stanley	3,274	(10,755)	LENSAR Inc	HSBC	3,952
(837)	Landstar System Inc	HSBC	6,077	5,726	Lear Corp	Bank of America	38,482	(5,605)	LENSAR Inc	Morgan Stanley	6,023
3,463	Lannett Co Inc	Bank of America	(131)	5,221	Lear Corp	Merrill Lynch			Leslie's Inc	Bank of America	(4,599)
1,056	Lannett Co Inc	Merrill Lynch		6,441	Lear Corp	Barclays Bank	36,201	(4,716)	Leslie's Inc	Merrill Lynch	
3,386	Lannett Co Inc	Barclays Bank	(7)	4,753	Lear Corp	Goldman Sachs	56,230	(14,280)	Leslie's Inc	Barclays Bank	(2,594)
(3,106)	Lantheus Holdings Inc	Morgan Stanley	(24)	567	Lear Corp	HSBC	69,692	(7,605)	Leslie's Inc	Goldman Sachs	(10,382)
(1,435)	Lantheus Holdings Inc	Bank of America	(9,536)	1,660	Lee Enterprises Inc	Morgan Stanley	36,180	(5,427)	Leslie's Inc	HSBC	(2,844)
(873)	Lantheus Holdings Inc	Merrill Lynch		592	Lee Enterprises Inc	Goldman Sachs	454	26,465	Levi Strauss & Co 'A'	Morgan Stanley	(3,806)
(13,099)	Lantheus Holdings Inc	Barclays Bank	(4,807)	(5,079)	Lee Enterprises Inc	HSBC	4,465	42,172	Levi Strauss & Co 'A'	Barclays Bank	40,224
6,571	Lantronix Inc	Goldman Sachs	(3,416)	(4,267)	Legacy Housing Corp	Morgan Stanley	408	26,579	Levi Strauss & Co 'A'	Goldman Sachs	28,665
2,334	Lantronix Inc	Morgan Stanley	(43,881)	(4,074)	Legacy Housing Corp	Barclays Bank	7,060	2,939	Levi Strauss & Co 'A'	HSBC	26,640
6,402	Lantronix Inc	Barclays Bank	(723)	(32,833)	Legalzoom.com Inc	Goldman Sachs	8,311	(3,374)	Lexicon	Morgan Stanley	4,951
298	Laredo Petroleum Inc	HSBC	(210)	(7,312)	Legalzoom.com Inc	HSBC	8,311		Lexicon	Bank of America	(101)
1,741	Laredo Petroleum Inc	Morgan Stanley	(704)	(1,599)	Leggett & Platt Inc	Bank of America	(2,670)	(2,606)	Lexicon	Merrill Lynch	
360	Laredo Petroleum Inc	Bank of America	7,864	1,278	Leggett & Platt Inc	Barclays Bank	(64,024)		Lexicon	Barclays Bank	(104)
1,320	Laredo Petroleum Inc	Merrill Lynch		(20,396)	Leggett & Platt Inc	Goldman Sachs	(13,381)	(22,877)	Lexicon	Goldman Sachs	(686)
(41,207)	Las Vegas Sands Corp	Barclays Bank	(113,319)	(14,519)	Leggett & Platt Inc	Merrill Lynch	(1,192)	(16,282)	Lexicon	Pharmaceuticals Inc	(651)
(31,572)	Latch Inc	Goldman Sachs	35,555	12,517	Leggett & Platt Inc	Barclays Bank	(35,489)	(6,000)	Lexicon	Pharmaceuticals Inc	
(7,070)	Latch Inc	HSBC	(8,889)	(23,803)	Leggett & Platt Inc	Goldman Sachs	(24,247)		Lexicon	Pharmaceuticals Inc	(240)
(8,106)	Latch Inc	Barclays Bank	4,578	10,212	Leggett & Platt Inc	Goldman Sachs	20,903	(1,780)	LGI Homes Inc	Bank of America	3,880
(2,181)	Latham Group Inc	HSBC	(8,889)	(2,731)	Leggett & Platt Inc	HSBC	(43,321)	(6,265)	LGI Homes Inc	Merrill Lynch	
(9,345)	Latham Group Inc	Barclays Bank	3,641	1,414	Leggett & Platt Inc	Morgan Stanley	12,246	(6,478)	LGI Homes Inc	Barclays Bank	(23,618)
(19,121)	Latham Group Inc	HSBC	3,460	(245)	Leidos Holdings Inc	Morgan Stanley	2,460	(21,456)	LGI Homes Inc	Goldman Sachs	14,122
1,561	Lattice Semiconductor Corp	Bank of America	6,057	(936)	Leidos Holdings Inc	Bank of America	(449)	(4,162)	LGI Homes Inc	HSBC	25,962
15,749	Lattice Semiconductor Corp	Merrill Lynch		(5,418)	Leidos Holdings Inc	Merrill Lynch		(2,647)	LGI Homes Inc	Morgan Stanley	(15,691)
39,791	Lattice Semiconductor Corp	Barclays Bank	2,056	5,024	Leidos Holdings Inc	Barclays Bank	(2,050)		Liberty Broadband Corp 'A'	Bank of America	(26,417)
20,674	Lattice Semiconductor Corp	Goldman Sachs	19,312	(4,240)	Leidos Holdings Inc	Barclays Bank	11,865	(7,545)	Liberty Broadband Corp 'A'	Merrill Lynch	
7,914	Lattice Semiconductor Corp	HSBC	3,460	(10,480)	LeMaitre Vascular Inc	Goldman Sachs	(9,286)	(7,207)	Liberty Broadband Corp 'A'	Barclays Bank	(55,154)
6,244	Laureate Education Inc	Barclays Bank	44,412	(11,258)	LeMaitre Vascular Inc	Morgan Stanley	(9,286)	(1,844)	Liberty Broadband Corp 'A'	Goldman Sachs	(69,986)
59,243	Laureate Education Inc	Goldman Sachs	154,390	(4,676)	LeMaitre Vascular Inc	Barclays Bank	(5,659)	(4,36)	Liberty Broadband Corp 'A'	HSBC	(132,422)
			144,925	7,480	Lemonade Inc	Goldman Sachs	(14,298)		Liberty Broadband Corp 'C'	Morgan Stanley	(13,480)
			22,317	5,212	Lemonade Inc	HSBC	(27,214)		Liberty Broadband Corp 'C'	Bank of America	(3,793)
			7,586	2,169	Lemonade Inc	Bank of America	21,242	(7,941)	Liberty Broadband Corp 'C'	Merrill Lynch	
			2,387	2,960	Lemonade Inc	Merrill Lynch		(2,920)	Liberty Broadband Corp 'C'	Barclays Bank	(49,472)
			70,260	1,273	Lemonade Inc	Barclays Bank	8,652	(1,688)	Liberty Broadband Corp 'C'	Goldman Sachs	(25,404)
					Lemonade Inc	Goldman Sachs	6,615	(13,401)	Liberty Broadband Corp 'C'	HSBC	(16,998)
					Lemonade Inc	HSBC	11,514		Liberty Broadband Corp 'C'	Morgan Stanley	(83,488)
					Lemonade Inc	Morgan Stanley	2,113				

ブラックロック・ストラテジック・ファンズ ブラックロック・アメリカズ・ダイバーシファイド・エクイティ・アブソルート・リターン・ファンド

保有高	銘柄	取引相手	未実現評価増益/(損) (米ドル)	保有高	銘柄	取引相手	未実現評価増益/(損) (米ドル)	保有高	銘柄	取引相手	未実現評価増益/(損) (米ドル)
26,447	Liberty Global Plc 'A'	Bank of America Merrill Lynch	48,398	(25,874)	Liberty TripAdvisor Holdings Inc 'A'	Morgan Stanley	2,717	2,397	Lincoln National Corp	Bank of America Merrill Lynch	10,841
59,849	Liberty Global Plc 'A'	Barclays Bank	101,743	4,034	Life Storage Inc (REIT)	Bank of America Merrill Lynch	7,751	21,791	Lincoln National Corp	Barclays Bank	82,370
29,031	Liberty Global Plc 'A'	Goldman Sachs	53,127					32,303	Lincoln National Corp	Goldman Sachs	129,265
29,016	Liberty Global Plc 'A'	HSBC	89,184	19,994	Life Storage Inc (REIT)	Barclays Bank	97,171	21,526	Lincoln National Corp	HSBC	53,155
42,141	Liberty Global Plc 'A'	Morgan Stanley	71,640	12,998	Life Storage Inc (REIT)	Goldman Sachs	23,787	6,917	Lincoln National Corp	Morgan Stanley	26,146
18,664	Liberty Latin America Ltd 'A'	Bank of America Merrill Lynch	14,371	2,938	Life Storage Inc (REIT)	HSBC	16,952	(29,246)	Linblad Expeditions Holdings Inc	Barclays Bank	(51,765)
5,113	Liberty Latin America Ltd 'A'	Barclays Bank	2,505	(6,212)	LifeMD Inc	Bank of America Merrill Lynch	(1,305)	(3,783)	Linblad Expeditions Holdings Inc	Goldman Sachs	(7,679)
48,876	Liberty Latin America Ltd 'A'	Goldman Sachs	37,635	(13,528)	LifeMD Inc	Barclays Bank	(271)	4,716	Linde Plc	Barclays Bank	17,308
10,095	Liberty Latin America Ltd 'A'	HSBC	18,474	12,856	LifeStance Health Group Inc	Barclays Bank	129	8,787	Linde Plc	Goldman Sachs	87,480
14,180	Liberty Latin America Ltd 'A'	Morgan Stanley	6,948	4,420	LifeStance Health Group Inc	Goldman Sachs	4,906	9,518	Linde Plc	HSBC	226,718
(35,591)	Liberty Latin America Ltd 'C'	Barclays Bank	(20,999)	504	Lifetime Brands Inc	Bank of America Merrill Lynch	(10)	1,874	Lindsay Corp	Morgan Stanley	6,878
(14,525)	Liberty Latin America Ltd 'C'	HSBC	(26,833)	8,600	Lifetime Brands Inc	Barclays Bank	4,730	2,049	Lindsay Corp	Bank of America Merrill Lynch	2,084
(1,690)	Liberty Media Corp-Liberty Braves 'A'	Barclays Bank	(62)	17,060	Lifetime Brands Inc	Morgan Stanley	9,383	4,864	Lindsay Corp	Barclays Bank	1,751
(9,229)	Liberty Media Corp-Liberty Braves 'A'	Goldman Sachs	1,903	1,541	Lifevantage Corp	Bank of America Merrill Lynch	170	2,668	Lindsay Corp	Goldman Sachs	(943)
(8,944)	Liberty Media Corp-Liberty Braves 'C'	Barclays Bank	1,789	32,012	Lifevantage Corp	Barclays Bank	5,442	854	Lindsay Corp	HSBC	1,068
(28,669)	Liberty Media Corp-Liberty Braves 'C'	Goldman Sachs	—	15,873	Lifevantage Corp	Morgan Stanley	2,698	1,426	Lindsay Corp	Morgan Stanley	213
(27,952)	Liberty Media Corp-Liberty Braves 'C'	Morgan Stanley	5,590	(2,322)	Ligand Pharmaceuticals Inc	Bank of America Merrill Lynch	(4,992)	(63,597)	Lineage Cell Therapeutics Inc	Bank of America Merrill Lynch	(7,632)
(3,001)	Liberty Media Corp-Liberty Formula One 'A'	Bank of America Merrill Lynch	(5,612)	(2,534)	Ligand Pharmaceuticals Inc	Barclays Bank	(13,608)	(35,893)	Lineage Cell Therapeutics Inc	HSBC	(2,513)
(4,029)	Liberty Media Corp-Liberty Formula One 'A'	Barclays Bank	(6,164)	(505)	Ligand Pharmaceuticals Inc	HSBC	(3,858)	4,137	Lions Gate Entertainment Corp 'A'	Bank of America Merrill Lynch	(6,702)
461	Liberty Media Corp-Liberty Formula One 'A'	Barclays Bank	705	(1,212)	Ligand Pharmaceuticals Inc	Morgan Stanley	(6,508)	25,606	Lions Gate Entertainment Corp 'A'	Barclays Bank	(55,309)
(11,211)	Liberty Media Corp-Liberty Formula One 'A'	Goldman Sachs	(20,965)	11,278	Lightning eMotors Inc	Barclays Bank	1,353	11,486	Lions Gate Entertainment Corp 'A'	Goldman Sachs	(18,607)
(6,076)	Liberty Media Corp-Liberty Formula One 'A'	HSBC	(36,517)	5,755	Lightning eMotors Inc	Morgan Stanley	691	4,101	Lions Gate Entertainment Corp 'A'	Morgan Stanley	(8,858)
(15,169)	Liberty Media Corp-Liberty Formula One 'C'	Barclays Bank	(17,540)	(4,001)	Lightwave Logic Inc	Barclays Bank	(840)	(2,445)	Lions Gate Entertainment Corp 'B'	Bank of America Merrill Lynch	3,594
(26,525)	Liberty Media Corp-Liberty Formula One 'C'	Goldman Sachs	(59,732)	(4,736)	Limelight Networks Inc	Barclays Bank	(521)	(1,190)	Lions Gate Entertainment Corp 'B'	Barclays Bank	2,356
(27,382)	Liberty Media Corp-Liberty SiriusXM 'C'	Barclays Bank	(23,822)	(6,813)	Limelight Networks Inc	Goldman Sachs	(2,385)	(7,565)	Lions Gate Entertainment Corp 'B'	Goldman Sachs	11,121
2,473	Liberty Media Corp-Liberty SiriusXM 'C'	Barclays Bank	2,152	(23,382)	Limelight Networks Inc	HSBC	(8,184)	(12,478)	Lions Gate Entertainment Corp 'B'	HSBC	37,684
(44,048)	Liberty Media Corp-Liberty SiriusXM 'C'	HSBC	(118,930)	(366)	Limestone Bancorp Inc	Barclays Bank	(399)	(11,499)	Lions Gate Entertainment Corp 'B'	Barclays Bank	7,129
3,075	Liberty Media Corp-Liberty SiriusXM 'C'	HSBC	6,605	(7,224)	Limestone Bancorp Inc	Goldman Sachs	(433)	(30,118)	Liquidia Corp	Barclays Bank	47,888
(7,323)	Liberty Media Corp-Liberty SiriusXM 'C'	Morgan Stanley	(6,371)	(19,090)	Limoneira Co	Bank of America Merrill Lynch	(12,027)	(3,848)	Liquidia Corp	Goldman Sachs	2,386
(5,285)	Liberty Oilfield Services Inc 'A'	Barclays Bank	(4,651)	(22,503)	Limoneira Co	Barclays Bank	(7,876)	1,791	Liquidia Corp	Morgan Stanley	2,866
(11,905)	Liberty Oilfield Services Inc 'A'	Goldman Sachs	(21,072)	(32,348)	Limoneira Co	Goldman Sachs	(20,379)	957	Liquidity Services Inc	Barclays Bank	(197)
(2,008)	Liberty Oilfield Services Inc 'A'	HSBC	(4,923)	(10,711)	Limoneira Co	HSBC	(8,033)	3,968	Liquidity Services Inc	Goldman Sachs	57
(7,409)	Liberty TripAdvisor Holdings Inc 'A'	Goldman Sachs	704	(16,433)	Limoneira Co	Morgan Stanley	(5,752)	386	Liquidity Services Inc	Morgan Stanley	(436)
(16,329)	Liberty TripAdvisor Holdings Inc 'A'	HSBC	2,694	17,702	Lincoln Educational Services Corp	Bank of America Merrill Lynch	14,339	1,417	Lithia Motors Inc	Bank of America Merrill Lynch	(1,576)
				10,070	Lincoln Educational Services Corp	Goldman Sachs	8,157	1,884	Lithia Motors Inc	Barclays Bank	28,917
				31,287	Lincoln Educational Services Corp	HSBC	(5,945)	1,964	Lithia Motors Inc	Goldman Sachs	6,422
				13,660	Lincoln Educational Services Corp	Morgan Stanley	12,977	235	Lithia Motors Inc	HSBC	3,466
				(4,193)	Lincoln Electric Holdings Inc	Bank of America Merrill Lynch	(3,941)	1,417	Lithia Motors Inc	Morgan Stanley	26,994
				(6,233)	Lincoln Electric Holdings Inc	Goldman Sachs	(5,859)	(704)	Littelfuse Inc	Bank of America Merrill Lynch	(3,133)
				(1,629)	Lincoln Electric Holdings Inc	HSBC	3,111	867	Littelfuse Inc	Barclays Bank	1,734
				11,078	Lincoln Electric Holdings Inc	HSBC	(21,159)	(587)	Littelfuse Inc	Barclays Bank	(1,174)
				(1,114)	Lincoln Electric Holdings Inc	Morgan Stanley	(4,590)	4,860	Littelfuse Inc	Goldman Sachs	21,627
								(442)	Littelfuse Inc	Goldman Sachs	(1,967)
								97	Littelfuse Inc	HSBC	(352)
								(155)	Littelfuse Inc	HSBC	(2,007)
								(810)	Littelfuse Inc	Morgan Stanley	(1,620)
								4,814	LivaNova Plc	Bank of America Merrill Lynch	2,239
								3,683	LivaNova Plc	Barclays Bank	3,223
								2,137	LivaNova Plc	Goldman Sachs	994

ブラックロック・ストラテジック・ファンズ ブラックロック・アメリカズ・ダイバーシファイド・エクイティ・アブソルート・リターン・ファンド

保有高	銘柄	取引相手	未実現評価増益/(損) (米ドル)	保有高	銘柄	取引相手	未実現評価増益/(損) (米ドル)	保有高	銘柄	取引相手	未実現評価増益/(損) (米ドル)
7,108	LiveNova Plc	HSBC	50,502	2,429	Louisiana-Pacific Corp	Bank of America	2,891	(109,616)	Luminar Technologies Inc	Barclays Bank	(41,654)
4,683	Live Nation Entertainment Inc	Bank of America	38,278	(4,109)	Louisiana-Pacific Corp	Merrill Lynch	(17,751)	(1,800)	Lumos Pharma Inc	Bank of America	(288)
314	Live Nation Entertainment Inc	Barclays Bank	1,573	(4,075)	Louisiana-Pacific Corp	Barclays Bank	(7,430)	(9,318)	Lumos Pharma Inc	Merrill Lynch	
4,649	Live Nation Entertainment Inc	Goldman Sachs	33,798	(6,314)	Louisiana-Pacific Corp	Goldman Sachs	27,327	(10)	Lumos Pharma Inc	Barclays Bank	3,261
11,265	Live Nation Entertainment Inc	HSBC	94,278	(10,476)	Louisiana-Pacific Corp	HSBC	(45,256)	(23,874)	Luna Innovations Inc	Goldman Sachs	(2)
3,608	Live Nation Entertainment Inc	Morgan Stanley	18,076	(1,934)	Lovesac Co	Morgan Stanley	3,945	(45,087)	Luna Innovations Inc	Bank of America	(10,505)
(660)	Live Oak Bancshares Inc	Bank of America	(1,214)	(1,304)	Lovesac Co	Bank of America		(45,087)	Luna Innovations Inc	Merrill Lynch	(18,937)
(6,735)	Live Oak Bancshares Inc	Merrill Lynch	(15,221)	(840)	Lovesac Co	Merrill Lynch	(4,955)	(52,708)	Luna Innovations Inc	Barclays Bank	(23,192)
(8,267)	Live Oak Bancshares Inc	Barclays Bank	(15,211)	(4,466)	Lovesac Co	Barclays Bank	1,714	(47,066)	Luna Innovations Inc	Goldman Sachs	(48,007)
(2,069)	Live Oak Bancshares Inc	Goldman Sachs	5,959	(390)	Lowe's Cos Inc	Goldman Sachs	26,284	(12,954)	Luna Innovations Inc	HSBC	(5,441)
(2,079)	Live Oak Bancshares Inc	HSBC	4,699	(7,558)	Lowe's Cos Inc	HSBC	1,066	48,599	Luther Burbank Corp	Morgan Stanley	(5,441)
(326)	Livent Corp	Bank of America	(2,070)	(1,086)	Lowe's Cos Inc	Bank of America			Luther Burbank Corp	Bank of America	21,870
(16,662)	Livent Corp	Merrill Lynch	(51,819)	(1,086)	Lowe's Cos Inc	Merrill Lynch			Luther Burbank Corp	Merrill Lynch	
(7,471)	Livent Corp	Barclays Bank	(47,441)	(4,102)	Lowe's Cos Inc	Barclays Bank	70,516	10,292	Luther Burbank Corp	Barclays Bank	2,985
(26,464)	Livent Corp	Goldman Sachs	(130,003)	4,102	Lowe's Cos Inc	Goldman Sachs	(520)	21,960	Luther Burbank Corp	Goldman Sachs	9,882
22,828	LiveOne Inc	HSBC	3,196	(3,618)	Lowe's Cos Inc	HSBC	7,312	7,686	Luther Burbank Corp	HSBC	461
8,890	LiveOne Inc	Morgan Stanley	685	(1,565)	Lowe's Cos Inc	Morgan Stanley	(39,725)	20,468	Luther Burbank Corp	Morgan Stanley	5,936
1,349	LivePerson Inc	Bank of America	189	1,152	Loyalty Ventures Inc	Barclays Bank	(864)	(5,073)	Luxfer Holdings Plc	Barclays Bank	(3,145)
25,902	LivePerson Inc	Merrill Lynch	20,204	(8,001)	Loyalty Ventures Inc	Barclays Bank	6,001	(6,387)	Luxfer Holdings Plc	Goldman Sachs	(6,515)
8,526	LivePerson Inc	Barclays Bank	20,204	(8,001)	Loyalty Ventures Inc	Goldman Sachs	(2,771)	(10,310)	Luxfer Holdings Plc	HSBC	(997)
7,050	LivePerson Inc	Goldman Sachs	1,194	(8,502)	Loyalty Ventures Inc	Goldman Sachs	3,571	3,064	LXP Industrial Trust (REIT)	Morgan Stanley	(6,392)
2,608	LivePerson Inc	HSBC	2,034	6,373	Loyalty Ventures Inc	HSBC	2,358	(24,442)	LXP Industrial Trust (REIT)	Bank of America	(61)
2,468	LiveRamp Holdings Inc	Morgan Stanley	1,678	(3,139)	Loyalty Ventures Inc	HSBC	(1,161)	(30,341)	LXP Industrial Trust (REIT)	Merrill Lynch	
15,355	LiveRamp Holdings Inc	Bank of America	15,048	(2,601)	Loyalty Ventures Inc	Morgan Stanley	1,951	8,644	LXP Industrial Trust (REIT)	Barclays Bank	(6,599)
18,804	LiveRamp Holdings Inc	Merrill Lynch	11,096	(580)	LPL Financial Holdings Inc	Bank of America	(3,109)	(30,341)	LXP Industrial Trust (REIT)	Goldman Sachs	607
4,253	LiveRamp Holdings Inc	Barclays Bank	3,514	(439)	LPL Financial Holdings Inc	Merrill Lynch			LXP Industrial Trust (REIT)	Goldman Sachs	2,740
2,692	LiveRamp Holdings Inc	Goldman Sachs	2,638	795	LPL Financial Holdings Inc	Bank of America	10,098	(13,327)	LXP Industrial Trust (REIT)	HSBC	(3,598)
(21,190)	LKQ Corp	Morgan Stanley	(46,618)	(6,658)	LPL Financial Holdings Inc	Barclays Bank	12,903	31,906	LXP Industrial Trust (REIT)	HSBC	9,024
(23,004)	LKQ Corp	Barclays Bank	(46,618)	1,219	LPL Financial Holdings Inc	Goldman Sachs	(195,013)	(31,854)	LXP Industrial Trust (REIT)	Morgan Stanley	(8,601)
(2,135)	LKQ Corp	Goldman Sachs	12,883	16,001	LSI Industries Inc	Barclays Bank	1,600	12,314	LXP Industrial Trust (REIT)	Morgan Stanley	3,325
(1,821)	LL Flooring Holdings Inc	HSBC	1,885	5,432	LSI Industries Inc	Goldman Sachs	(760)	(5,263)	Lyell Immunopharma Inc	HSBC	4,789
(7,781)	LL Flooring Holdings Inc	Morgan Stanley	(23)	9,367	LSI Industries Inc	HSBC	(2,251)	(769)	Lyft Inc 'A'	Bank of America	1,192
(29,582)	LL Flooring Holdings Inc	Bank of America	(32,887)	(79,594)	LTC Properties Inc (REIT)	Barclays Bank	(101,880)	(6,300)	Lyft Inc 'A'	Merrill Lynch	
(2,652)	LL Flooring Holdings Inc	Merrill Lynch	318	(10,129)	LTC Properties Inc (REIT)	Morgan Stanley	(12,965)	15,082	Lyft Inc 'A'	HSBC	6,426
17,169	loanDepot Inc 'A'	Barclays Bank	172	4,016	Lucira Health Inc	Barclays Bank	(161)	(6,087)	Lyft Inc 'A'	HSBC	(15,384)
6,664	loanDepot Inc 'A'	Goldman Sachs	2,599	4,133	Lucira Health Inc	HSBC	(2,025)	(7,037)	LyondellBasell Industries NV 'A'	Morgan Stanley	15,948
8,148	loanDepot Inc 'A'	HSBC	489	(1,110)	Lululemon Athletica Inc	Barclays Bank	(23,165)	(8,514)	LyondellBasell Industries NV 'A'	Barclays Bank	(66,922)
535	loanDepot Inc 'A'	Morgan Stanley	5	(585)	Lululemon Athletica Inc	HSBC	(327)	(5,016)	M&T Bank Corp	Morgan Stanley	(80,968)
7,482	Local Bounti Corp	Barclays Bank	1,571	(2,235)	Lululemon Athletica Inc	Morgan Stanley	(46,644)	(4,334)	M&T Bank Corp	Barclays Bank	(47,050)
23,856	Local Bounti Corp	Goldman Sachs	(7,634)	(7,465)	Lulu's Fashion Lounge Holdings Inc	Goldman Sachs	(71,888)	(10,169)	M&T Bank Corp	Goldman Sachs	(56,785)
31,756	Local Bounti Corp	HSBC	6,986	1,025	Lumen Technologies Inc	Bank of America	738	(4,660)	M/I Homes Inc	HSBC	(100,493)
(1,823)	Loews Corp	Bank of America	(4,229)	(13,077)	Lumen Technologies Inc	Merrill Lynch		(7,434)	M/I Homes Inc	Bank of America	(12,037)
(58,329)	Loews Corp	Merrill Lynch	(76,220)	22,734	Lumen Technologies Inc	Bank of America	(6,516)	(1,854)	M/I Homes Inc	Merrill Lynch	(19,031)
(78,607)	Loews Corp	Barclays Bank	(182,368)	(15,366)	Lumen Technologies Inc	Merrill Lynch		(13,489)	M/I Homes Inc	Barclays Bank	(3,302)
(24,441)	Loews Corp	Goldman Sachs	(182,368)	(15,745)	Lumen Technologies Inc	Barclays Bank	(14,444)	(4,115)	M/I Homes Inc	Goldman Sachs	(10,456)
(3,536)	Loews Corp	HSBC	(57,192)	61,878	Lumen Technologies Inc	HSBC	76,729	47,518	Macatawa Bank Corp	Morgan Stanley	(8,000)
3,018	LogiBio Therapeutics Inc	Morgan Stanley	(4,435)	14,670	Lumen Technologies Inc	HSBC	76,729	82,386	Macatawa Bank Corp	Barclays Bank	15,919
4,588	LogiBio Therapeutics Inc	Barclays Bank	59	(7,865)	Lumen Technologies Inc	Morgan Stanley	13,790	62,288	Macatawa Bank Corp	Goldman Sachs	17,713
1,235	LogiBio Therapeutics Inc	HSBC	(859)	(1,537)	Lumentum Holdings Inc	Morgan Stanley	(7,393)	57,601	Macatawa Bank Corp	HSBC	12,146
(24,338)	Lordstown Motors Corp 'A'	Morgan Stanley	24	(11,447)	Lumentum Holdings Inc	Barclays Bank	1,691	(4,276)	Maerich Co (REIT)	Morgan Stanley	19,296
(26,875)	Lordstown Motors Corp 'A'	Bank of America	7,788	1,601	Lumentum Holdings Inc	Goldman Sachs	(1,921)	(8,769)	Maerich Co (REIT)	Barclays Bank	(812)
(4,925)	Lordstown Motors Corp 'A'	Merrill Lynch		(3,149)	Lumentum Holdings Inc	Goldman Sachs	(1,921)	(27,874)	Maerich Co (REIT)	Goldman Sachs	9,646
(3,156)	Lordstown Motors Corp 'A'	Barclays Bank	3,494	1,731	Lumentum Holdings Inc	HSBC	3,275	4,179	MACOM Technology Solutions Holdings Inc	HSBC	36,248
		Goldman Sachs	1,576							Bank of America	12,788
		Morgan Stanley	410							Merrill Lynch	

ブラックロック・ストラテジック・ファンズ ブラックロック・アメリカズ・ダイバーシファイド・エクイティ・アブソルート・リターン・ファンド

保有高	銘柄	取引相手	未実現評価増減/(損) (米ドル)	保有高	銘柄	取引相手	未実現評価増減/(損) (米ドル)	保有高	銘柄	取引相手	未実現評価増減/(損) (米ドル)
(451)	MACOM Technology Solutions Holdings Inc	Bank of America Merrill Lynch	(1,380)	(2,659)	MainStreet Bancshares Inc	Barclays Bank	1,742	(2,715)	Maravai LifeSciences Holdings Inc 'A'	Morgan Stanley	9,394
2,195	MACOM Technology Solutions Holdings Inc	Barclays Bank	5,136	(1,239)	MainStreet Bancshares Inc	Goldman Sachs	(19)	1,057	Marchex Inc 'B'	Bank of America	(222)
(14,851)	MACOM Technology Solutions Holdings Inc	Barclays Bank	(34,751)	(25,082)	MainStreet Bancshares Inc	Morgan Stanley	16,429		Marchex Inc 'B'	Merrill Lynch	
(6,693)	MACOM Technology Solutions Holdings Inc	Goldman Sachs	(21,097)	5,822	Malibu Boats Inc 'A'	Barclays Bank	19,154	56,414	Marchex Inc 'B'	Goldman Sachs	(11,847)
1,294	MACOM Technology Solutions Holdings Inc	Goldman Sachs	3,960	4,474	Malibu Boats Inc 'A'	Goldman Sachs	(3,534)	43,305	Marchex Inc 'B'	Morgan Stanley	(8,228)
3,497	MACOM Technology Solutions Holdings Inc	HSBC	14,722	6,207	Malibu Boats Inc 'A'	HSBC	36,621	39,658	Marcus & Millichap Inc	Barclays Bank	2,379
(2,091)	MACOM Technology Solutions Holdings Inc	HSBC	(11,175)	(2,387)	Malvern Bancorp Inc	Barclays Bank	(561)	(3,713)	Marcus Corp	Barclays Bank	(5,607)
(20,749)	MACOM Technology Solutions Holdings Inc	Morgan Stanley	(48,553)	(1,994)	Malvern Bancorp Inc	Goldman Sachs	(688)	(17,419)	Marcus Corp	HSBC	(21,425)
(20,174)	Macquarie Infrastructure Holdings LLC	Barclays Bank	-	(10,216)	Malvern Bancorp Inc	HSBC	868	(15,891)	Marine Products Corp	Barclays Bank	(3,814)
10,698	MacroGenics Inc	Bank of America Merrill Lynch	(7,629)	2,584	Mammoth Energy Services Inc	Barclays Bank	439	(4,270)	Marine Products Corp	Goldman Sachs	2,818
31,177	MacroGenics Inc	Barclays Bank	(11,867)	13,963	Mammoth Energy Services Inc	HSBC	3,630	(4,752)	Marine Products Corp	HSBC	2,091
15,168	MacroGenics Inc	Goldman Sachs	(9,708)	4,181	Mammoth Energy Services Inc	Morgan Stanley	711	(8,372)	Marine Products Corp	Morgan Stanley	(2,009)
15,985	MacroGenics Inc	HSBC	(12,308)	(36,042)	Mandiant Inc	Goldman Sachs	(5,046)	9,784	MarineMax Inc	Barclays Bank	16,633
6,903	MacroGenics Inc	Morgan Stanley	(3,244)	8,578	Manhattan Associates Inc	Barclays Bank	21,874	937	MarineMax Inc	HSBC	(3,476)
(18,305)	Macy's Inc	Bank of America Merrill Lynch	(40,271)	3,999	Manhattan Associates Inc	Goldman Sachs	10,638	6,404	MarineMax Inc	Morgan Stanley	10,887
5,447	Macy's Inc	Bank of America Merrill Lynch	11,983	5,911	Manhattan Associates Inc	HSBC	15,250	(11,351)	Marinus Pharmaceuticals Inc	Barclays Bank	4,767
(9,830)	Macy's Inc	Barclays Bank	(46,693)	6,092	Manhattan Associates Inc	Morgan Stanley	15,535	(305)	Markel Corp	Bank of America	(15,906)
(29,960)	Macy's Inc	Goldman Sachs	(64,362)	16,568	Manitowoc Co Inc	Bank of America Merrill Lynch	21,373	(2,242)	Markel Corp	Barclays Bank	(58,113)
10,104	Macy's Inc	Goldman Sachs	22,229	19,840	Manitowoc Co Inc	Barclays Bank	19,642	(638)	Markel Corp	Goldman Sachs	(33,272)
(7,758)	Macy's Inc	HSBC	(5,741)	12,034	Manitowoc Co Inc	Goldman Sachs	15,524	(874)	Markel Corp	HSBC	(78,826)
11,032	Macy's Inc	HSBC	9,975	32,148	Manitowoc Co Inc	HSBC	45,107	(1,528)	Markel Corp	Morgan Stanley	(39,606)
(3,488)	Macy's Inc	Morgan Stanley	(16,568)	6,868	Manitowoc Co Inc	Morgan Stanley	6,799	1,621	MarketAxess Holdings Inc	Bank of America Merrill Lynch	29,956
1,797	Macy's Inc	Morgan Stanley	8,536	(7,631)	Manning & Napier Inc	Bank of America Merrill Lynch	(3,587)	746	MarketAxess Holdings Inc	Barclays Bank	(4,827)
(7,867)	Madison Square Garden Sports Corp	Barclays Bank	14,082	(5,533)	Manning & Napier Inc	Barclays Bank	(2,877)	633	MarketAxess Holdings Inc	Goldman Sachs	11,698
(3,473)	Madison Square Garden Sports Corp	Goldman Sachs	(35,031)	(20,125)	Manning & Napier Inc	HSBC	(1,651)	669	MarketAxess Holdings Inc	HSBC	12,959
(833)	Madison Square Garden Sports Corp	Morgan Stanley	1,491	(9,480)	Manning & Napier Inc	Morgan Stanley	(4,930)	1,450	MarketAxess Holdings Inc	Morgan Stanley	(9,382)
(309)	Madrigal Pharmaceuticals Inc	Barclays Bank	(74)	(13,941)	MannKind Corp	Barclays Bank	(3,346)	(43,078)	Markforged Holding Corp	Barclays Bank	5,169
(1,125)	Madrigal Pharmaceuticals Inc	Goldman Sachs	23	(68,127)	MannKind Corp	Goldman Sachs	(91,971)	(42,200)	Markforged Holding Corp	HSBC	16,458
(1,672)	Madrigal Pharmaceuticals Inc	HSBC	(10,993)	(9,681)	MannKind Corp	HSBC	(15,877)	25,557	Marqeta Inc 'A'	Barclays Bank	26,579
8,377	Magenta Therapeutics Inc	Barclays Bank	(377)	6,744	ManpowerGroup Inc	Bank of America Merrill Lynch	(20,974)	(3,376)	Marqeta Inc 'A'	Barclays Bank	(3,604)
11,635	Magenta Therapeutics Inc	Goldman Sachs	582	5,821	ManpowerGroup Inc	Barclays Bank	(20,898)	3,372	Marqeta Inc 'A'	Goldman Sachs	6,955
2,673	Magenta Therapeutics Inc	HSBC	53	4,852	ManpowerGroup Inc	Goldman Sachs	(15,090)	(3,276)	Marqeta Inc 'A'	Goldman Sachs	(29,503)
(9,033)	Magnite Inc	Bank of America Merrill Lynch	(9,485)	11,120	ManpowerGroup Inc	HSBC	(79,952)	1,621	Marqeta Inc 'A'	HSBC	(11,940)
(26,850)	Magnite Inc	HSBC	(50,745)	5,290	ManpowerGroup Inc	Morgan Stanley	(18,991)	(5,166)	Marqeta Inc 'A'	Morgan Stanley	(5,373)
(5,173)	Magnite Inc	Morgan Stanley	(1,914)	(9,056)	Marathon Digital Holdings Inc	Bank of America Merrill Lynch	(1,268)	2,090	Marriott International Inc 'A'	Barclays Bank	25,749
(61,468)	Magnolia Oil & Gas Corp 'A'	Barclays Bank	(183,174)	(27,012)	Marathon Digital Holdings Inc	Barclays Bank	(14,317)	1,843	Marriott International Inc 'A'	Goldman Sachs	12,418
(64,676)	Magnolia Oil & Gas Corp 'A'	Goldman Sachs	(304,624)	(12,535)	Marathon Digital Holdings Inc	Goldman Sachs	(1,755)	3,993	Marriott International Inc 'A'	HSBC	25,675
(36,409)	Magnolia Oil & Gas Corp 'A'	HSBC	(204,619)	5,438	Marathon Oil Corp	Bank of America Merrill Lynch	24,362	2,722	Marriott International Inc 'A'	Morgan Stanley	33,535
(24,711)	Magnolia Oil & Gas Corp 'A'	Morgan Stanley	(73,639)	24,852	Marathon Oil Corp	Bank of America Merrill Lynch	107,609	1,372	Marriott Vacations Worldwide Corp	Barclays Bank	9,522
(23,477)	Maiden Holdings Ltd	Barclays Bank	(7,043)	139,794	Marathon Oil Corp	Barclays Bank	626,277	9,201	Marriott Vacations Worldwide Corp	Goldman Sachs	54,562
(11,151)	Maiden Holdings Ltd	Goldman Sachs	(1,450)	6,752	Marathon Oil Corp	Goldman Sachs	55,772	4,661	Marriott Vacations Worldwide Corp	HSBC	60,686
(27,121)	Maiden Holdings Ltd	HSBC	(3,797)	11,566	Marathon Oil Corp	Morgan Stanley	50,081	6,091	Marriott Vacations Worldwide Corp	HSBC	42,272
				(37,980)	Marathon Petroleum Corp	Barclays Bank	(282,951)	22,230	Marriott Vacations Worldwide Corp	Morgan Stanley	42,272
				(41,427)	Marathon Petroleum Corp	Goldman Sachs	(326,859)	15,631	Marsh & McLennan Cos Inc	Barclays Bank	147,607
				(2,376)	Marathon Petroleum Corp	HSBC	(26,356)	6,184	Marsh & McLennan Cos Inc	Goldman Sachs	8,157
				(4,464)	Marathon Petroleum Corp	Morgan Stanley	(30,814)	490	Marsh & McLennan Cos Inc	HSBC	43,936
				(4,029)	Maravai LifeSciences Holdings Inc 'A'	Bank of America Merrill Lynch	242	67,098	Marsh & McLennan Cos Inc	Morgan Stanley	3,254
				(8,596)	Maravai LifeSciences Holdings Inc 'A'	Barclays Bank	29,742	54,642	Marten Transport Ltd	Barclays Bank	(4,697)
				(893)	Maravai LifeSciences Holdings Inc 'A'	Goldman Sachs	1,806	2,916	Marten Transport Ltd	Goldman Sachs	(13,661)
				(3,044)	Maravai LifeSciences Holdings Inc 'A'	HSBC	(6,652)	6,727	Martin Marietta Materials Inc	Bank of America Merrill Lynch	33,389
									Martin Marietta Materials Inc	Barclays Bank	31,482

ブラックロック・ストラテジック・ファンズ ブラックロック・アメリカズ・ダイバーシファイド・エクイティ・アブソルート・リターン・ファンド

保有高	銘柄	取引相手	未実現損益/(損) (米ドル)	保有高	銘柄	取引相手	未実現損益/(損) (米ドル)	保有高	銘柄	取引相手	未実現損益/(損) (米ドル)
3,019	Martin Marietta Materials Inc	Goldman Sachs	36,512	15,908	Matrix Service Co	HSBC	(6,681)	32,493	McCormick & Co Inc	Barclays Bank	(19,007)
5,373	Martin Marietta Materials Inc	HSBC	41,604	22,684	Matrix Service Co	Morgan Stanley	16,332	34,718	McCormick & Co Inc	Goldman Sachs	(240,889)
2,713	Martin Marietta Materials Inc	Morgan Stanley	12,697	588	Matson Inc	Bank of America	3,021	7,711	McCormick & Co Inc	HSBC	10,761
858	Marvell Technology Inc	Bank of America	3,303	(9,018)	Matson Inc	Barclays Bank	(31,834)	(687)	McDonald's Corp	Bank of America	(4,183)
4,452	Marvell Technology Inc	Barclays Bank	18,788	8,302	Matson Inc	Barclays Bank	29,306	(2,804)	McDonald's Corp	Barclays Bank	(34,012)
3,325	Marvell Technology Inc	Goldman Sachs	7,422	(4,165)	Matson Inc	Goldman Sachs	(12,079)	(21,003)	McDonald's Corp	Goldman Sachs	(127,908)
19,970	Marvell Technology Inc	HSBC	109,711	(958)	Matson Inc	HSBC	(3,290)	(15,933)	McDonald's Corp	HSBC	(85,436)
6,090	Marvell Technology Inc	Morgan Stanley	25,699	(587)	Matson Inc	Morgan Stanley	(2,072)	(957)	McDonald's Corp	Morgan Stanley	(11,608)
4,149	Masco Corp	Bank of America	6,748	15,029	Mattel Inc	Bank of America	(16,682)	(9,967)	McGrath RentCorp	Barclays Bank	1,595
43,573	Masco Corp	Barclays Bank	71,895	6,969	Mattel Inc	Barclays Bank	10,663	1,069	McKesson Corp	Bank of America	8,248
16,112	Masco Corp	Goldman Sachs	18,046	(6,076)	Mattel Inc	Barclays Bank	(9,296)	11,853	McKesson Corp	Barclays Bank	8,416
33,047	Masco Corp	HSBC	87,929	4,390	Mattel Inc	Goldman Sachs	(412)	9,012	McKesson Corp	Goldman Sachs	8,953
25,217	Masco Corp	Morgan Stanley	41,608	(23,563)	Mattel Inc	Goldman Sachs	4,861	599	McKesson Corp	HSBC	5,689
2,151	Masimo Corp	Barclays Bank	2,452	(18,160)	Mattel Inc	HSBC	678	58,099	MDC Holdings Inc	Barclays Bank	117,941
4,546	Masimo Corp	HSBC	104,285	608	Mattel Inc	Morgan Stanley	930	30,190	MDC Holdings Inc	Goldman Sachs	27,775
(3,187)	Masonite International Corp	Barclays Bank	(17,879)	(2,020)	Mathews International Corp 'A'	Bank of America	(2,788)	14,234	MDC Holdings Inc	HSBC	(712)
(10,673)	Masonite International Corp	Goldman Sachs	(78,340)	(9,986)	Mathews International Corp 'A'	Barclays Bank	(10,885)	(12,667)	MDU Resources Group Inc	Morgan Stanley	5,611
2,607	MasTec Inc	Bank of America	15,720	(18,956)	Mathews International Corp 'A'	Goldman Sachs	(26,159)	4,591	MDU Resources Group Inc	Bank of America	3,030
3,694	MasTec Inc	Goldman Sachs	22,275	(21,613)	Mathews International Corp 'A'	HSBC	(36,310)	(38,339)	MDU Resources Group Inc	Merrill Lynch	(13,035)
13,413	MasTec Inc	HSBC	127,557	(1,088)	Mathews International Corp 'A'	Morgan Stanley	(1,186)	9,369	MDU Resources Group Inc	Barclays Bank	3,185
13,169	MasTec Inc	Morgan Stanley	60,709	15,957	Maui Land & Pineapple Co Inc	Barclays Bank	(3,511)	(4,421)	MDU Resources Group Inc	Goldman Sachs	(984)
4,034	Mastech Digital Inc	Bank of America	(2,420)	473	Maui Land & Pineapple Co Inc	Morgan Stanley	(104)	4,685	MDU Resources Group Inc	Goldman Sachs	3,092
3,208	Mastech Digital Inc	Barclays Bank	(962)	(14,460)	Maxar Technologies Inc	Barclays Bank	(62,901)	(37,734)	MDU Resources Group Inc	HSBC	(47,126)
3,555	Mastech Digital Inc	HSBC	(2,417)	(9,127)	Maxar Technologies Inc	Goldman Sachs	(10,679)	13,218	MDU Resources Group Inc	HSBC	25,956
2,133	Mastech Digital Inc	Morgan Stanley	(640)	(5,300)	Maxar Technologies Inc	HSBC	(7,367)	(27,319)	MDU Resources Group Inc	Morgan Stanley	(9,288)
(2,778)	Mastercard Inc 'A'	Barclays Bank	(24,516)	3,051	MaxCyte Inc	Bank of America	549	137	MDU Resources Group Inc	Morgan Stanley	(5,799)
(4,660)	Mastercard Inc 'A'	Goldman Sachs	(119,125)	6,864	MaxCyte Inc	Merrill Lynch	137	(15,260)	Medallion Financial Corp	Barclays Bank	(9,799)
(3,196)	Mastercard Inc 'A'	Morgan Stanley	(25,728)	5,148	MaxCyte Inc	Goldman Sachs	927	(18,888)	Medallion Financial Corp	Goldman Sachs	(1,700)
(3,787)	MasterCraft Boat Holdings Inc	Barclays Bank	(4,128)	9,831	MaxCyte Inc	HSBC	(2,065)	2,633	MediaAlpha Inc 'A'	Bank of America	418
(13,567)	MasterCraft Boat Holdings Inc	Goldman Sachs	8,547	5,632	MaxCyte Inc	Morgan Stanley	113	1,897	MediaAlpha Inc 'A'	Merrill Lynch	645
(6,380)	MasterCraft Boat Holdings Inc	HSBC	6,252	(17,310)	Maximus Inc	Bank of America	(4,500)	2,202	MediaAlpha Inc 'A'	Barclays Bank	624
(9,542)	Matador Resources Co	Barclays Bank	(107,920)	(34,209)	Maximus Inc	Merrill Lynch	(10,947)	13,775	MediaAlpha Inc 'A'	Goldman Sachs	(13,222)
19,788	Matador Resources Co	Barclays Bank	223,802	(28,087)	Maximus Inc	Barclays Bank	(7,302)	5,343	MediaAlpha Inc 'A'	HSBC	2,333
(7,824)	Matador Resources Co	Barclays Bank	(112,353)	(28,688)	Maximus Inc	Goldman Sachs	(77,744)	(1,350)	MediaAlpha Inc 'A'	Morgan Stanley	(515)
9,785	Matador Resources Co	Goldman Sachs	140,513	(4,567)	Maximus Inc	Morgan Stanley	(1,461)	(1,515)	Medical Properties Trust Inc (REIT)	Bank of America	(515)
(17,591)	Matador Resources Co	HSBC	(298,116)	6,734	MaxLinear Inc	Bank of America	(12,727)	5,188	Medical Properties Trust Inc (REIT)	Merrill Lynch	2,335
5,760	Matador Resources Co	HSBC	96,678	20,287	MaxLinear Inc	Merrill Lynch	25,968	(1,416)	Medical Properties Trust Inc (REIT)	Merrill Lynch	(595)
(2,792)	Matador Resources Co	Morgan Stanley	(31,578)	16,026	MaxLinear Inc	Barclays Bank	25,968	(46,670)	Medical Properties Trust Inc (REIT)	Barclays Bank	(595)
1,030	Match Group Inc	Bank of America	3,317	12,354	MaxLinear Inc	Goldman Sachs	(30,289)	(18,096)	Medical Properties Trust Inc (REIT)	HSBC	(11,562)
(11,794)	Match Group Inc	Merrill Lynch	(37,977)	28,523	MaxLinear Inc	HSBC	(20,672)	50,209	Medical Properties Trust Inc (REIT)	HSBC	33,640
821	Match Group Inc	Goldman Sachs	2,644	9,675	Mayville Engineering Co Inc	Morgan Stanley	36,509	976	MediciNova Inc	HSBC	(59)
(1,324)	Match Group Inc	HSBC	(10,936)	16,071	Mayville Engineering Co Inc	Bank of America	7,526	2,431	Medifast Inc	Barclays Bank	8,849
395	Materion Corp	Bank of America	1,875	6,416	Mayville Engineering Co Inc	Merrill Lynch	8,467	3,034	Medifast Inc	Goldman Sachs	15,868
416	Materion Corp	Merrill Lynch	1,768	Engineering Co Inc	Barclays Bank	Barclays Bank	8,467	345	Medifast Inc	HSBC	(1,154)
2,074	Materion Corp	Barclays Bank	1,768	Engineering Co Inc	Goldman Sachs	Goldman Sachs	6,929	361	Medifast Inc	HSBC	(1,154)
553	Materion Corp	Goldman Sachs	5,309	Engineering Co Inc	HSBC	HSBC	6,929	345	Medifast Inc	Morgan Stanley	3,822
537	Materion Corp	HSBC	2,032	Engineering Co Inc	HSBC	HSBC	6,929	(19,773)	MEDNAX Inc	Barclays Bank	(17,203)
3,475	Matrix Service Co	Morgan Stanley	1,795	7,066	Mayville Engineering Co Inc	Morgan Stanley	3,250	(7,220)	MEDNAX Inc	Goldman Sachs	(7,148)
9,654	Matrix Service Co	Bank of America	3,684	Engineering Co Inc	Bank of America	Bank of America	(15,066)				
58,903	Matrix Service Co	Merrill Lynch	62,437	(28,655)	MBIA Inc	Morgan Stanley	(19,772)				
		Barclays Bank	6,951	6,341	McCormick & Co Inc	Bank of America	(15,066)				
		Goldman Sachs	62,437			Merrill Lynch					

ブラックロック・ストラテジック・ファンズ ブラックロック・アメリカズ・ダイバーシファイド・エクイティ・アブソルート・リターン・ファンド

保有高	銘柄	取引相手	未実現評価増益/(損) (米ドル)	保有高	銘柄	取引相手	未実現評価増益/(損) (米ドル)	保有高	銘柄	取引相手	未実現評価増益/(損) (米ドル)
231	Medpace Holdings Inc	Bank of America Merrill Lynch	1,268	1,883	Meritage Homes Corp	Bank of America Merrill Lynch	6,251	(1,740)	MFA Financial Inc (REIT)	Barclays Bank	(400)
3,898	Medpace Holdings Inc	Barclays Bank	45,879	(25,114)	Meritage Homes Corp	Barclays Bank	(133,286)	(59,144)	MFA Financial Inc (REIT)	Goldman Sachs	(1,795)
5,060	Medpace Holdings Inc	Goldman Sachs	27,780	13,834	Meritage Homes Corp	Barclays Bank	73,182	(12,214)	MFA Financial Inc (REIT)	HSBC	(2,531)
(219)	Medpace Holdings Inc	Goldman Sachs	(1,202)	(13,421)	Meritage Homes Corp	Goldman Sachs	(32,362)		MGE Energy Inc	Barclays Bank	5,332
1,608	Medpace Holdings Inc	HSBC	23,509	4,331	Meritage Homes Corp	Goldman Sachs	12,260	(23,372)	MGE Energy Inc	HSBC	30,617
(944)	Medpace Holdings Inc	HSBC	(13,801)	(20,467)	Meritage Homes Corp	HSBC	(50,756)	(30,309)	MGE Energy Inc	Morgan Stanley	17,882
7,394	Medtronic Plc	Bank of America Merrill Lynch	(21,062)	6,315	Meritage Homes Corp	HSBC	9,995	14,105	MGIC Investment Corp	Bank of America Merrill Lynch	10,297
11,461	Medtronic Plc	Barclays Bank	(51,868)	(7,063)	Meritage Homes Corp	Morgan Stanley	(37,363)	12,484	MGIC Investment Corp	Barclays Bank	5,243
13,700	Medtronic Plc	Goldman Sachs	(54,800)	29,689	Mersana Therapeutics Inc	Barclays Bank	(3,563)	14,289	MGIC Investment Corp	Goldman Sachs	10,431
14,663	Medtronic Plc	HSBC	(35,845)	43,235	Mersana Therapeutics Inc	Goldman Sachs	5,188	14,364	MGIC Investment Corp	Morgan Stanley	6,033
5,317	Medtronic Plc	Morgan Stanley	(11,207)	18,737	Mersana Therapeutics Inc	HSBC	1,124	(19,715)	MGM Resorts International	Bank of America Merrill Lynch	(8,851)
49,146	MEI Pharma Inc	Barclays Bank	722	(10,469)	Mesa Air Group Inc	Barclays Bank	(3,036)	(18,131)	MGM Resorts International	Barclays Bank	(28,103)
34,195	MEI Pharma Inc	Goldman Sachs	(434)	(9,526)	Mesa Air Group Inc	HSBC	(191)	579	MGP Ingredients Inc	Barclays Bank	2,426
(17,147)	MeiraGTx Holdings Plc	Barclays Bank	(5,316)	(23,696)	Mesa Air Group Inc	Morgan Stanley	(6,872)	2,841	MGP Ingredients Inc	Goldman Sachs	(6,534)
48	MercadoLibre Inc	Bank of America Merrill Lynch	172	(414)	Mesa Laboratories Inc	Bank of America Merrill Lynch	(2,857)	2,527	MGP Ingredients Inc	HSBC	8,693
1,080	MercadoLibre Inc	Barclays Bank	3,121	(2,100)	Mesa Laboratories Inc	Barclays Bank	(16,716)	1,747	MGP Ingredients Inc	Morgan Stanley	7,320
404	MercadoLibre Inc	Goldman Sachs	1,228	(3,674)	Mesa Laboratories Inc	Goldman Sachs	(25,351)	2,892	Microchip Technology Inc	Bank of America Merrill Lynch	15,935
221	MercadoLibre Inc	HSBC	1,370	(1,939)	Mesa Laboratories Inc	HSBC	5,003	(32,849)	Microchip Technology Inc	Barclays Bank	(145,850)
314	MercadoLibre Inc	Morgan Stanley	908	(65)	Mesa Laboratories Inc	Morgan Stanley	(517)	1,338	Microchip Technology Inc	Barclays Bank	5,941
24,414	Mercantile Bank Corp	Bank of America Merrill Lynch	20,756	(5,701)	Meta Financial Group Inc	Bank of America Merrill Lynch	(15,393)	8,496	Microchip Technology Inc	Goldman Sachs	37,902
990	Mercantile Bank Corp	Barclays Bank	931	(18,503)	Meta Financial Group Inc	Barclays Bank	(38,486)	(32,094)	Microchip Technology Inc	Morgan Stanley	(142,497)
8,602	Mercantile Bank Corp	Goldman Sachs	7,459	(4,203)	Meta Financial Group Inc	HSBC	(6,809)	(21,386)	Micron Technology Inc	Goldman Sachs	(45,338)
5,450	Mercantile Bank Corp	HSBC	4,975	(19,516)	Meta Financial Group Inc	Morgan Stanley	(40,593)	(4,149)	Micron Technology Inc	HSBC	(18,760)
3,978	Mercantile Bank Corp	Morgan Stanley	2,421	(3,067)	Meta Platforms Inc 'A'	Bank of America Merrill Lynch	4,841	(11,808)	Micron Technology Inc	Morgan Stanley	(35,424)
31,435	Merchants Bancorp	HSBC	66,957	(4,703)	Meta Platforms Inc 'A'	HSBC	11,287	5,915	Microsoft Corp	Barclays Bank	25,986
39,683	Merchants Bancorp	Morgan Stanley	37,699	(99)	Meta Platforms Inc 'A'	Morgan Stanley	(1,003)	1,993	Microsoft Corp	Goldman Sachs	18,635
1,028	Merck & Co Inc	Bank of America Merrill Lynch	(1,800)	(18,787)	Methode Electronics Inc	Barclays Bank	(33,629)	4,041	Microsoft Corp	HSBC	24,239
13,378	Merck & Co Inc	Barclays Bank	(37,325)	(25,759)	Methode Electronics Inc	Goldman Sachs	(3,091)	3,988	Microsoft Corp	Morgan Stanley	40,678
8,959	Merck & Co Inc	Goldman Sachs	(11,468)	(16,622)	Methode Electronics Inc	HSBC	(14,461)	(2,418)	MicroStrategy Inc 'A'	Bank of America Merrill Lynch	(88,233)
17,227	Merck & Co Inc	HSBC	37,725	6,982	MetLife Inc	Bank of America Merrill Lynch	24,856	(7,828)	MicroVision Inc	Bank of America Merrill Lynch	(3,992)
8,176	Merck & Co Inc	Morgan Stanley	(22,625)	136,271	MetLife Inc	Barclays Bank	440,155	(3,961)	MicroVision Inc	Goldman Sachs	(2,020)
(3,975)	Mercury General Corp	Goldman Sachs	(4,373)	41,300	MetLife Inc	Goldman Sachs	149,223	1,213	Mid Penn Bancorp Inc	Bank of America Merrill Lynch	2,244
1,998	Mercury General Corp	HSBC	1,339	15,816	MetLife Inc	HSBC	37,527	17,990	Mid Penn Bancorp Inc	Barclays Bank	22,128
(5,220)	Mercury General Corp	Morgan Stanley	(5,116)	49,550	MetLife Inc	Morgan Stanley	160,047	4,464	Mid Penn Bancorp Inc	Goldman Sachs	8,258
5,743	Mercury Systems Inc	Goldman Sachs	3,676	(25,914)	Metrocity Bankshares Inc	Barclays Bank	(8,552)	11,825	Mid Penn Bancorp Inc	HSBC	18,683
(17,129)	Meridian Bioscience Inc	Barclays Bank	(24,666)	(17,328)	Metrocity Bankshares Inc	Goldman Sachs	(7,624)	18,957	Mid Penn Bancorp Inc	Morgan Stanley	23,317
(11,665)	Meridian Bioscience Inc	Goldman Sachs	(32,545)	(10,748)	MetroMile Inc	Bank of America Merrill Lynch	(1,692)	10,082	Mid-America Apartment Communities Inc (REIT)	Bank of America Merrill Lynch	48,696
(3,201)	Meridian Bioscience Inc	HSBC	(11,136)		MetroMile Inc	Barclays Bank	(7,579)	12,250	Mid-America Apartment Communities Inc (REIT)	Barclays Bank	46,060
(1,841)	Meridian Bioscience Inc	Morgan Stanley	(2,651)		MetroMile Inc	Goldman Sachs	(2,163)	5,915	Mid-America Apartment Communities Inc (REIT)	HSBC	25,908
6,234	Meridian Corp	Bank of America Merrill Lynch	4,146		Mettler-Toledo International Inc	Barclays Bank	34,921	8,169	Mid-America Apartment Communities Inc (REIT)	Morgan Stanley	30,716
18,269	Meridian Corp	Barclays Bank	21,466		Mettler-Toledo International Inc	Goldman Sachs	75,561	(1,237)	Middleby Corp	Bank of America Merrill Lynch	(12,209)
800	Meridian Corp	Goldman Sachs	532		Mettler-Toledo International Inc	HSBC	181,269	(14,396)	Middleby Corp	Barclays Bank	(139,642)
14,407	Meridian Corp	HSBC	9,004		Mettler-Toledo International Inc	Morgan Stanley	1,960	(3,269)	Middleby Corp	HSBC	2,909
8,803	Meridian Corp	Morgan Stanley	10,344		Mettler-Toledo International Inc	Bank of America Merrill Lynch	-	(4,698)	Middleby Corp	Morgan Stanley	(45,571)
(1,152)	MeridianLink Inc	Barclays Bank	150		Mettler-Toledo International Inc	Goldman Sachs	28,180				
(9,175)	MeridianLink Inc	Goldman Sachs	(9,769)		Mettler-Toledo International Inc	HSBC	124,925				
(8,106)	MeridianLink Inc	HSBC	(17,590)		Mettler-Toledo International Inc	Morgan Stanley	1,960				
594	Merit Medical Systems Inc	Bank of America Merrill Lynch	689		Mettler-Toledo International Inc	Barclays Bank	34,921				
21,396	Merit Medical Systems Inc	Barclays Bank	21,610		Mettler-Toledo International Inc	Goldman Sachs	75,561				
14,759	Merit Medical Systems Inc	Goldman Sachs	18,481		Mettler-Toledo International Inc	HSBC	181,269				
3,206	Merit Medical Systems Inc	HSBC	15,596		Mettler-Toledo International Inc	Morgan Stanley	1,960				
2,628	Merit Medical Systems Inc	Morgan Stanley	2,827		Mettler-Toledo International Inc	Bank of America Merrill Lynch	-				
(3,018)	Meritage Homes Corp	Bank of America Merrill Lynch	(5,857)		Mettler-Toledo International Inc	Goldman Sachs	75,561				

ブラックロック・ストラテジック・ファンズ ブラックロック・アメリカズ・ダイバーシファイド・エクイティ・アブソルート・リターン・ファンド

保有高	銘柄	取引相手	未実現評価益/(損) (米ドル)	保有高	銘柄	取引相手	未実現評価益/(損) (米ドル)	保有高	銘柄	取引相手	未実現評価益/(損) (米ドル)
30	Middlefield Banc Corp	Bank of America Merrill Lynch	(27)	2,642	Mission Produce Inc	Barclays Bank	1,427	44,980	Molson Coors Beverage Co 'B'	Barclays Bank	114,249
3,052	Middlefield Banc Corp	Barclays Bank	305	13,133	Mission Produce Inc	Goldman Sachs	(2,758)	14,563	Molson Coors Beverage Co 'B'	Goldman Sachs	(19,995)
3,202	Middlefield Banc Corp	Goldman Sachs	(2,882)	2,726	Mission Produce Inc	HSBC	2,399	5,392	Molson Coors Beverage Co 'B'	HSBC	2,254
597	Middlefield Banc Corp	HSBC	(1,003)	(3,106)	Mister Car Wash Inc	Barclays Bank	(2,081)	1,729	Molson Coors Beverage Co 'B'	Morgan Stanley	4,392
(1,656)	Middlesex Water Co	Bank of America Merrill Lynch	7,384	(10,543)	Mister Car Wash Inc	Goldman Sachs	(6,642)	4,525	Momentive Global Inc	Bank of America Merrill Lynch	588
(628)	Middlesex Water Co	Barclays Bank	2,688	(2,198)	Mister Car Wash Inc	HSBC	249	23,822	Momentive Global Inc	Barclays Bank	3,097
(393)	Middlesex Water Co	Goldman Sachs	1,996	(4,357)	Mister Car Wash Inc	Morgan Stanley	(2,919)	16,833	Momentive Global Inc	Goldman Sachs	2,188
(5,710)	Middlesex Water Co	HSBC	22,212	35,814	Mistras Group Inc	Bank of America Merrill Lynch	17,191	2,497	Momentive Global Inc	HSBC	(13)
(6,887)	Middlesex Water Co	Morgan Stanley	29,476	7,157	Mistras Group Inc	Barclays Bank	3,078	4,605	Momentive Global Inc	Morgan Stanley	1,965
26,331	Midland States Bancorp Inc	Bank of America Merrill Lynch	22,273	3,615	Mistras Group Inc	HSBC	1,699	(8,569)	Monarch Casino & Resort Inc	Barclays Bank	4,799
18,686	Midland States Bancorp Inc	Barclays Bank	8,596	37,123	Mistras Group Inc	Morgan Stanley	15,963	6,702	Monarch Casino & Resort Inc	HSBC	259
14,910	Midland States Bancorp Inc	Goldman Sachs	12,673	(21,333)	Mitek Systems Inc	Barclays Bank	(5,054)	(3,547)	Mondelez International Inc 'A'	Bank of America Merrill Lynch	(15,826)
19,350	Midland States Bancorp Inc	HSBC	(3,677)	(3,285)	Mitek Systems Inc	Goldman Sachs	99	(4,281)	Mondelez International Inc 'A'	Bank of America Merrill Lynch	(6,532)
6,851	Midland States Bancorp Inc	Morgan Stanley	3,151	(34,042)	Mitek Systems Inc	HSBC	13,186	3,704	Mondelez International Inc 'A'	Barclays Bank	(3,510)
4,466	MidWestOne Financial Group Inc	Bank of America Merrill Lynch	6,076	11,948	MKS Instruments Inc	Barclays Bank	27,958	(13,495)	Mondelez International Inc 'A'	Goldman Sachs	39,087
32,990	MidWestOne Financial Group Inc	Barclays Bank	24,083	8,370	MKS Instruments Inc	Goldman Sachs	49,718	22,622	Mondelez International Inc 'A'	HSBC	(807)
25,414	MidWestOne Financial Group Inc	Goldman Sachs	40,686	4,574	MKS Instruments Inc	HSBC	31,240	(15,812)	Mondelez International Inc 'A'	HSBC	6,527
3,350	MidWestOne Financial Group Inc	HSBC	1,106	1,302	MKS Instruments Inc	Morgan Stanley	3,047	13,998	Mondelez International Inc 'A'	Morgan Stanley	9,860
5,841	MidWestOne Financial Group Inc	Morgan Stanley	4,264	5,732	Model N Inc	Bank of America Merrill Lynch	5,101	(9,251)	Mondelez International Inc 'A'	Morgan Stanley	(7,586)
(101,369)	Milestone Scientific Inc	Barclays Bank	(7,714)	12,384	Model N Inc	Barclays Bank	27,492	11,599	Moneylion Inc	Barclays Bank	3,364
(20,990)	Milestone Scientific Inc	Goldman Sachs	(2,078)	13,341	Model N Inc	Goldman Sachs	11,873	26,155	Moneylion Inc	Goldman Sachs	10,462
1,148	Miller Industries Inc	Bank of America Merrill Lynch	930	9,811	Model N Inc	HSBC	10,446	13,507	Moneylion Inc	HSBC	5,403
13,547	Miller Industries Inc	Barclays Bank	12,328	8,362	Model N Inc	Morgan Stanley	18,564	(606)	MongoDB Inc	Bank of America Merrill Lynch	1,385
12,684	Miller Industries Inc	Goldman Sachs	10,274	(4,573)	Moderna Inc	Barclays Bank	(42,255)	(246)	MongoDB Inc	Barclays Bank	(2,440)
18,869	Miller Industries Inc	HSBC	(17,328)	(3,933)	Moderna Inc	Goldman Sachs	(41,690)	(965)	MongoDB Inc	Goldman Sachs	2,559
10,266	Miller Industries Inc	Morgan Stanley	9,342	(40)	Moderna Inc	HSBC	(442)	(1,043)	MongoDB Inc	HSBC	(18,746)
(37,450)	MillerKnoll Inc	Barclays Bank	(73,777)	(1,356)	Moderna Inc	Morgan Stanley	(12,529)	(2,078)	MongoDB Inc	Morgan Stanley	582
(8,261)	MillerKnoll Inc	Goldman Sachs	(11,896)	3,201	Modine	Bank of America Merrill Lynch	9,571	772	Monolithic Power Systems Inc	Bank of America Merrill Lynch	22,655
(10,806)	MillerKnoll Inc	HSBC	(7,780)	12,829	Modine Manufacturing Co	Merrill Lynch	33,612	1,051	Monolithic Power Systems Inc	Barclays Bank	29,207
(40,306)	MiMedx Group Inc	Goldman Sachs	403	31,023	Modine Manufacturing Co	Barclays Bank	92,759	1,743	Monolithic Power Systems Inc	Goldman Sachs	47,413
(13,618)	Minerals Technologies Inc	Barclays Bank	(26,283)	12,957	Modine Manufacturing Co	HSBC	38,741	(2,508)	Monro Inc	Bank of America Merrill Lynch	(1,978)
(11,572)	Minerals Technologies Inc	Goldman Sachs	(16,317)	2,644	Modine Manufacturing Co	Morgan Stanley	6,927	(10,231)	Monro Inc	Barclays Bank	(36,832)
(22,192)	Minerals Technologies Inc	Morgan Stanley	(42,831)	(2,731)	ModivCare Inc	Barclays Bank	1,939	(3,161)	Monro Inc	Goldman Sachs	(2,181)
(34,690)	Minerva Neurosciences Inc	HSBC	(715)	(2,830)	ModivCare Inc	Goldman Sachs	5,773	(41,167)	Monster Beverage Corp	Barclays Bank	(55,164)
(9,178)	Minerva Neurosciences Inc	Morgan Stanley	(702)	8,710	Moelis & Co 'A'	Bank of America Merrill Lynch	33,969	(10,320)	Monster Beverage Corp	Goldman Sachs	(9,727)
51,209	Miragen Therapeutics Inc*	Goldman Sachs	(51)	31,625	Moelis & Co 'A'	Barclays Bank	60,720	(54,642)	Monster Beverage Corp	HSBC	(43,935)
1,884	Miragen Therapeutics Inc*	Morgan Stanley	—	32,484	Moelis & Co 'A'	Goldman Sachs	126,688	(46,088)	Montauk Renewables Inc	Morgan Stanley	(72,877)
1,009	Mirati Therapeutics Inc	Bank of America Merrill Lynch	(18,152)	8,630	Moelis & Co 'A'	HSBC	36,419	(1,630)	Montrose Environmental Group Inc	Bank of America Merrill Lynch	(2,921)
(5,926)	Mirati Therapeutics Inc	Barclays Bank	148,742	(356)	Mohawk Industries Inc	Bank of America Merrill Lynch	382	(3,690)	Montrose Environmental Group Inc	Merrill Lynch	(2,214)
569	Mirati Therapeutics Inc	Barclays Bank	(14,282)	(26,007)	Mohawk Industries Inc	Barclays Bank	(96,504)				
(1,184)	Mirati Therapeutics Inc	Goldman Sachs	21,300	(458)	Mohawk Industries Inc	Goldman Sachs	(17)				
854	Mirati Therapeutics Inc	Goldman Sachs	(15,363)	(1,532)	Mohawk Industries Inc	HSBC	97				
4,286	Mirati Therapeutics Inc	HSBC	(74,542)	(1,698)	Mohawk Industries Inc	Morgan Stanley	(5,224)				
(1,942)	Mirati Therapeutics Inc	Morgan Stanley	48,744	6,708	Molecular Templates Inc	Bank of America Merrill Lynch	(1,275)				
3,553	Mirati Therapeutics Inc	Morgan Stanley	(89,180)	7,340	Molecular Templates Inc	Barclays Bank	(514)				
21,928	Miram Pharmaceuticals Inc	Barclays Bank	(31,357)	38,904	Molecular Templates Inc	Goldman Sachs	(7,392)				
				10,169	Molecular Templates Inc	HSBC	(3,661)				
				15,387	Molecular Templates Inc	Morgan Stanley	(1,077)				
				4,737	Molina Healthcare Inc	Barclays Bank	(59,497)				
				403	Molina Healthcare Inc	Goldman Sachs	(1,745)				
				7,445	Molina Healthcare Inc	HSBC	20,473				
				1,153	Molina Healthcare Inc	Morgan Stanley	(14,482)				
				1,035	Molson Coors Beverage Co 'B'	Bank of America Merrill Lynch	1,717				

ブラックロック・ストラテジック・ファンズ ブラックロック・アメリカズ・ダイバーシファイド・エクイティ・アブソルート・リターン・ファンド

保有高	銘柄	取引相手	未実現損益(額) (米ドル)	保有高	銘柄	取引相手	未実現損益(額) (米ドル)	保有高	銘柄	取引相手	未実現損益(額) (米ドル)
(11,717)	Montrose Environmental Group Inc	Goldman Sachs	(14,609)	(5,581)	Movado Group Inc	Bank of America Merrill Lynch	(7,107)	14,330	Multiplan Corp	HSBC	15,190
(1,116)	Montrose Environmental Group Inc	HSBC	1,489	(4,286)	Movado Group Inc	Barclays Bank	(7,790)	59,255	Murphy Oil Corp	Barclays Bank	447,376
219	Moody's Corp	Bank of America Merrill Lynch	3,105	(13,121)	Movado Group Inc	HSBC	(1,652)	38,425	Murphy Oil Corp	Goldman Sachs	358,968
11,502	Moody's Corp	Barclays Bank	78,098	(4,001)	Movado Group Inc	Morgan Stanley	(6,242)	82,249	Murphy Oil Corp	HSBC	905,591
7,141	Moody's Corp	Goldman Sachs	101,260	30,131	MP Materials Corp	Bank of America Merrill Lynch	58,211	187	Murphy Oil Corp	Morgan Stanley	1,412
2,325	Moody's Corp	HSBC	37,921	(3,319)	MP Materials Corp	Barclays Bank	(2,191)	1,505	Murphy USA Inc	Bank of America Merrill Lynch	(8,217)
2,681	Moog Inc 'A'	Bank of America Merrill Lynch	12,654	26,289	MP Materials Corp	Barclays Bank	14,105	(586)	Murphy USA Inc	Goldman Sachs	12,747
26,749	Moog Inc 'A'	Barclays Bank	113,683	4,609	MP Materials Corp	Goldman Sachs	(657)	1,741	Murphy USA Inc	Goldman Sachs	3,200
17,850	Moog Inc 'A'	Goldman Sachs	84,252	(1,704)	Mr Cooper Group Inc	Barclays Bank	1,465	1,626	Murphy USA Inc	Morgan Stanley	(9,506)
10,458	Moog Inc 'A'	HSBC	49,780	(4,119)	Mr Cooper Group Inc	Goldman Sachs	(3,584)	69,887	Mustang Bio Inc	Barclays Bank	20,260
966	Moog Inc 'A'	Morgan Stanley	4,106	(11,083)	Mr Cooper Group Inc	HSBC	(6,249)	69,311	Mustang Bio Inc	Goldman Sachs	(1,440)
(171)	Morgan Group Holding Co	Bank of America Merrill Lynch	(4)	19,171	MRC Global Inc	Barclays Bank	16,487	120,531	Mustang Bio Inc	HSBC	(3,265)
(47)	Morgan Group Holding Co	Barclays Bank	11	21,161	MRC Global Inc	Goldman Sachs	27,509	17,135	Mustang Bio Inc	Morgan Stanley	241
(9)	Morgan Group Holding Co	Goldman Sachs	-	33,576	MRC Global Inc	HSBC	11,132	6,225	MVB Financial Corp	Barclays Bank	(353)
(69)	Morgan Group Holding Co	HSBC	(35)	1,794	MSA Safety Inc	Bank of America Merrill Lynch	13,096	(8,233)	MVB Financial Corp	Goldman Sachs	(227)
(50)	Morgan Group Holding Co	Morgan Stanley	11	(6,690)	MSA Safety Inc	Barclays Bank	(48,503)	(4,771)	MVB Financial Corp	HSBC	329
(21,382)	Morgan Stanley	Bank of America Merrill Lynch	(116,985)	1,959	MSA Safety Inc	Barclays Bank	14,203	(5,748)	MVB Financial Corp	Morgan Stanley	8,302
(5,901)	Morgan Stanley	Barclays Bank	(22,778)	1,275	MSA Safety Inc	Goldman Sachs	9,622	(27,338)	Myers Industries Inc	Barclays Bank	(345)
(26,958)	Morgan Stanley	Goldman Sachs	(169,026)	(1,984)	MSA Safety Inc	HSBC	(11,527)	6,225	MyMD	Barclays Bank	(18,590)
(17,943)	Morgan Stanley	HSBC	(90,074)	940	MSA Safety Inc	HSBC	5,461	3,356	MyMD	HSBC	2,615
378	Morningstar Inc	Barclays Bank	4,154	2,567	MSA Safety Inc	Morgan Stanley	18,611	2,900	MyMD	Morgan Stanley	-
(405)	Morningstar Inc	Barclays Bank	(4,451)	(797)	MSC Industrial	Bank of America Merrill Lynch	(2,000)	2,900	Pharmaceuticals Inc	Morgan Stanley	1,218
1,308	Morningstar Inc	Goldman Sachs	26,304	(22,674)	MSC Industrial	Barclays Bank	(62,807)	7,538	Pharmaceuticals Inc	Barclays Bank	26,911
(1,151)	Morningstar Inc	Goldman Sachs	(19,800)	(18,184)	MSC Industrial	Goldman Sachs	(45,642)	8,307	MYR Group Inc	Goldman Sachs	51,420
1,971	Morningstar Inc	HSBC	34,142	(815)	MSC Industrial	HSBC	(1,697)	963	MYR Group Inc	HSBC	8,792
(492)	Morningstar Inc	HSBC	(11,719)	(283)	MSC Industrial	Morgan Stanley	(784)	8,975	Myriad Genetics Inc	Barclays Bank	(808)
1,082	Morningstar Inc	Morgan Stanley	12,015	(883)	MSCI Inc	Bank of America Merrill Lynch	(30,638)	14,139	Myriad Genetics Inc	Goldman Sachs	(5,656)
(1,147)	Morningstar Inc	Morgan Stanley	(12,606)	(2,208)	MSCI Inc	Barclays Bank	(55,818)	6,674	Myriad Genetics Inc	HSBC	14,803
(1,608)	Morphic Holding Inc	Bank of America Merrill Lynch	1,721	(1,456)	MSCI Inc	Goldman Sachs	(59,934)	(19,426)	N-able Inc	HSBC	(601)
(4,233)	Morphic Holding Inc	Barclays Bank	2,709	(1,675)	MSCI Inc	HSBC	(53,463)	(10,077)	N-able Inc	Barclays Bank	(15,152)
(7,607)	Morphic Holding Inc	Goldman Sachs	8,139	(2,317)	MSCI Inc	Morgan Stanley	(58,574)	(39,655)	N-able Inc	Goldman Sachs	(5,442)
(1,214)	Morphic Holding Inc	HSBC	4,832	(330)	MSG Entertainment	Bank of America Merrill Lynch	(1,739)	(9,380)	N-able Inc	Morgan Stanley	(5,065)
1,590	Mosaic Co	Barclays Bank	5,917	(6,884)	MSG Entertainment	Barclays Bank	(17,210)	(1,970)	Nabors Industries Ltd	Barclays Bank	(53,352)
(4,476)	Mosaic Co	Barclays Bank	(5,685)	(971)	MSG Entertainment	HSBC	(6,951)	(2,239)	Nabors Industries Ltd	Barclays Bank	(28,939)
14,664	Mosaic Co	Goldman Sachs	(11,878)	7,631	MSG Entertainment	Bank of America Merrill Lynch	7,917	(1,094)	Nabors Industries Ltd	HSBC	(50,109)
2,994	Motorcar Parts of America Inc	Bank of America Merrill Lynch	1,946	(330)	Spino Inc 'A'	Merrill Lynch		(1,421)	NACCO Industries Inc 'A'	Bank of America Merrill Lynch	(5,869)
3,632	Motorcar Parts of America Inc	Barclays Bank	1,271	(6,884)	MSG Entertainment	Barclays Bank	(17,210)	(1,348)	NACCO Industries Inc 'A'	Barclays Bank	(3,882)
6,217	Motorcar Parts of America Inc	Goldman Sachs	4,053	(4,870)	MSG Entertainment	Goldman Sachs	(25,665)	3,193	NanoString Technologies Inc	Bank of America Merrill Lynch	3,975
3,091	Motorcar Parts of America Inc	HSBC	(124)	(971)	MSG Entertainment	HSBC	(6,951)	1,390	NanoString Technologies Inc	Merrill Lynch	585
1,095	Motorcar Parts of America Inc	Morgan Stanley	383	7,631	Mueller Industries Inc	Bank of America Merrill Lynch	7,917	5,572	NanoString Technologies Inc	HSBC	10,510
(375)	Motorola Solutions Inc	Bank of America Merrill Lynch	(3,752)	3,564	Mueller Industries Inc	Barclays Bank	(2,103)	(28,696)	Napco Security Technologies Inc	Barclays Bank	(74,036)
(11,212)	Motorola Solutions Inc	Barclays Bank	(67,577)	11,261	Mueller Industries Inc	Goldman Sachs	15,090	(19,110)	Napco Security Technologies Inc	Goldman Sachs	(45,482)
1,672	Motorola Solutions Inc	Barclays Bank	10,099	9,227	Mueller Industries Inc	HSBC	5,684	(9,000)	Napco Security Technologies Inc	HSBC	(26,550)
(119)	Motorola Solutions Inc	HSBC	(118)	13	Mueller Industries Inc	Morgan Stanley	(8)	(3,968)	Napco Security Technologies Inc	Morgan Stanley	(10,237)
(771)	Motorola Solutions Inc	Morgan Stanley	(4,509)	(7,108)	Mueller Water Products Inc 'A'	Bank of America Merrill Lynch	(1,955)	(4,047)	Nasdaq Inc	Bank of America Merrill Lynch	(36,180)
(8,962)	Motorsport Games Inc 'A'	Bank of America Merrill Lynch	272	(31,082)	Mueller Water Products Inc 'A'	Barclays Bank	(4,507)	(6,054)	Nasdaq Inc	Barclays Bank	(44,557)
(19,072)	Motorsport Games Inc 'A'	Goldman Sachs	580	(39,967)	Mueller Water Products Inc 'A'	Goldman Sachs	(10,991)	(13,374)	Nasdaq Inc	Goldman Sachs	(114,994)
				(52,909)	Mueller Water Products Inc 'A'	HSBC	3,555	(5,199)	Nasdaq Inc	HSBC	(46,219)
				(12,592)	Mueller Water Products Inc 'A'	Morgan Stanley	(1,826)	(3,689)	Nasdaq Inc	Morgan Stanley	(27,151)
				25,162	Multiplan Corp	Goldman Sachs	9,562				

ブラックロック・ストラテジック・ファンズ ブラックロック・アメリカズ・ダイバーシファイド・エクイティ・アブソルート・リターン・ファンド

保有高	銘柄	取引相手	未実現損益(米ドル)	保有高	銘柄	取引相手	未実現損益(米ドル)	保有高	銘柄	取引相手	未実現損益(米ドル)
4,012	Natera Inc	Bank of America Merrill Lynch	17,773	1,402	National Research Corp	Bank of America Merrill Lynch	2,411	(2,081)	Navient Corp	Bank of America Merrill Lynch	(603)
3,048	Natera Inc	Barclays Bank	(2,134)	6,283	National Research Corp	Barclays Bank	13,236	(33,897)	Navient Corp	Barclays Bank	(17,864)
4,428	Natera Inc	Goldman Sachs	19,616	2,243	National Research Corp	Goldman Sachs	3,858	(4,643)	Navient Corp	HSBC	(2,513)
5,693	Natera Inc	HSBC	48,732	1,273	National Research Corp	HSBC	2,253	(23,163)	Navient Corp	Morgan Stanley	(10,003)
(898)	Nathan's Famous Inc	Bank of America Merrill Lynch	(2,398)	8,887	National Research Corp	Morgan Stanley	20,085	20,508	Navigator Holdings Ltd	Barclays Bank	(10,049)
(10,359)	Nathan's Famous Inc	Barclays Bank	(41,747)	(2,290)	National Retail Properties Inc (REIT)	Bank of America	23	7,447	Navigator Holdings Ltd	Goldman Sachs	894
(272)	Nathan's Famous Inc	Goldman Sachs	(10,726)	(19,076)	National Retail Properties Inc (REIT)	Merrill Lynch	(19,648)	(690)	NBT Bancorp Inc	Goldman Sachs	197
(2,537)	Nathan's Famous Inc	Morgan Stanley	(72,264)	(51,308)	National Retail Properties Inc (REIT)	Barclays Bank	(19,648)	(9,528)	nCino Inc	Bank of America Merrill Lynch	(38,874)
5,079	National Bank Holdings Corp 'A'	Goldman Sachs	12,444	(89,175)	National Retail Properties Inc (REIT)	Goldman Sachs	513	(8,575)	nCino Inc	Barclays Bank	(13,736)
10,583	National Bank Holdings Corp 'A'	HSBC	26,563	(46,349)	National Retail Properties Inc (REIT)	HSBC	(124,845)	(17,005)	nCino Inc	Goldman Sachs	(69,381)
12,531	National Bank Holdings Corp 'A'	Morgan Stanley	17,669	94,312	National Retail Properties Inc (REIT)	Morgan Stanley	(47,743)	(11,973)	nCino Inc	HSBC	(49,450)
(8,946)	National Bankshares Inc	Bank of America Merrill Lynch	9,035	16,646	National Storage Affiliates Trust (REIT)	Barclays Bank	300,856	(4,893)	nCino Inc	Morgan Stanley	(6,409)
(9,187)	National Bankshares Inc	Barclays Bank	7,166	21,727	National Storage Affiliates Trust (REIT)	Goldman Sachs	31,461	(2,923)	NCR Corp	Bank of America Merrill Lynch	(2,923)
(10,067)	National Bankshares Inc	Morgan Stanley	7,852	9,098	National Storage Affiliates Trust (REIT)	HSBC	70,395	11,947	NCR Corp	Barclays Bank	(20,613)
(3,617)	National Beverage Corp	Bank of America Merrill Lynch	(7,596)	5,038	National Storage Affiliates Trust (REIT)	Goldman Sachs	8,867	(23,100)	NCR Corp	Goldman Sachs	(21,405)
(13,698)	National Beverage Corp	Barclays Bank	(55,066)	8,308	National Vision Holdings Inc	HSBC	70,395	11,947	Nektar Therapeutics	HSBC	(31,878)
(3,476)	National Beverage Corp	HSBC	(15,642)	16,599	National Vision Holdings Inc	Goldman Sachs	29,214	30,431	Nektar Therapeutics	Bank of America Merrill Lynch	(4,062)
(1,523)	National Beverage Corp	Morgan Stanley	(6,122)	2,618	National Vision Holdings Inc	HSBC	5,517	4,630	Nelnet Inc 'A'	Barclays Bank	(913)
25,849	National CineMedia Inc	Barclays Bank	1,422	(572)	National Western Life Group Inc 'A'	Bank of America Merrill Lynch	(5,517)	8,118	Nelnet Inc 'A'	Goldman Sachs	(10,100)
18,257	National CineMedia Inc	Goldman Sachs	(3,195)	11,350	Natural Grocers by Vitamin Cottage Inc	Barclays Bank	(23,534)	2,488	Nelnet Inc 'A'	HSBC	(3,722)
(28,676)	National Energy Services Reunited Corp	Barclays Bank	(30,683)	14,415	Natural Grocers by Vitamin Cottage Inc	Goldman Sachs	(11,100)	(557)	Nelnet Inc 'A'	HSBC	(8,111)
(9,591)	National Energy Services Reunited Corp	Goldman Sachs	(13,236)	13,805	Natural Grocers by Vitamin Cottage Inc	HSBC	(2,761)	(3,968)	Neogen Corp	Barclays Bank	(448)
(52,000)	National Fuel Gas Co	Barclays Bank	(208,520)	19,911	Nature's Sunshine Products Inc	Bank of America Merrill Lynch	199	(1,614)	Neogen Corp	Goldman Sachs	(5,337)
(23,457)	National Fuel Gas Co	Goldman Sachs	(158,803)	20,720	Nature's Sunshine Products Inc	Barclays Bank	7,252	(1,621)	Neogen Corp	Morgan Stanley	(1,299)
(23,775)	National Fuel Gas Co	Morgan Stanley	(95,338)	11,746	Nature's Sunshine Products Inc	Goldman Sachs	117	(9,528)	Neogen Corp	Barclays Bank	—
(15,155)	National Health Investors Inc (REIT)	Bank of America Merrill Lynch	(46,223)	1,012	Nature's Sunshine Products Inc	HSBC	(324)	(19,685)	Neogen Corp	Goldman Sachs	(9,449)
(26,056)	National Health Investors Inc (REIT)	Barclays Bank	(61,753)	19,046	Nature's Sunshine Products Inc	Morgan Stanley	6,666	(1,675)	NeoGenomics Inc	Bank of America Merrill Lynch	871
(10,983)	National Health Investors Inc (REIT)	Goldman Sachs	(33,498)	41,516	Nautilus Biotechnology Inc	Barclays Bank	(13,700)	(8,489)	NeoGenomics Inc	Barclays Bank	2,716
(17,943)	National Health Investors Inc (REIT)	HSBC	(85,588)	25,890	Nautilus Biotechnology Inc	Goldman Sachs	(5,178)	(31,689)	NeoGenomics Inc	Goldman Sachs	16,478
(14,415)	National Health Investors Inc (REIT)	Morgan Stanley	(34,164)	18,464	Nautilus Biotechnology Inc	HSBC	739	(6,202)	NeoGenomics Inc	HSBC	(1,390)
(13,959)	National HealthCare Corp	Goldman Sachs	12,005	11,654	Nautilus Biotechnology Inc	Morgan Stanley	(3,846)	(6,324)	Neolunkin Therapeutics Inc	Bank of America Merrill Lynch	506
(8,072)	National HealthCare Corp	HSBC	16,225	(13,015)	Nautilus Inc	Barclays Bank	5,076	(10,951)	Neolunkin Therapeutics Inc	Barclays Bank	329
(4,094)	National HealthCare Corp	Morgan Stanley	(3,726)	(9,172)	Nautilus Inc	Goldman Sachs	3,577	(16,811)	Neolunkin Therapeutics Inc	Goldman Sachs	1,345
(3,928)	National Instruments Corp	Bank of America Merrill Lynch	(4,124)	(7,590)	Nautilus Inc	HSBC	5,389	(3,007)	Neolunkin Therapeutics Inc	HSBC	391
28,205	National Instruments Corp	Barclays Bank	(26,231)					(2,605)	Neolunkin Therapeutics Inc	Morgan Stanley	78
(11,252)	National Instruments Corp	Goldman Sachs	(12,167)					4,222	NerdWallet Inc 'A'	Goldman Sachs	7,726
12,425	National Instruments Corp	HSBC	30,317					9,442	NerdWallet Inc 'A'	HSBC	31,159
(7,336)	National Instruments Corp	HSBC	(6,935)					7,135	NerdWallet Inc 'A'	Morgan Stanley	7,777
15,709	National Instruments Corp	Morgan Stanley	(14,609)					34,286	Nerdy Inc	Barclays Bank	22,972
(4,401)	National Presto Industries Inc	Bank of America Merrill Lynch	12,949					39,761	Nerdy Inc	Goldman Sachs	7,952
(2,082)	National Presto Industries Inc	Barclays Bank	1,062					14,311	Nerdy Inc	HSBC	4,690
(5,308)	National Presto Industries Inc	Goldman Sachs	15,597					16,921	Nerdy Inc	Morgan Stanley	11,337
(2,066)	National Presto Industries Inc	HSBC	9,844					14,476	NetApp Inc	Bank of America Merrill Lynch	6,225
(2,407)	National Presto Industries Inc	Morgan Stanley	1,228					15,671	NetApp Inc	Barclays Bank	53,595
								26,602	NetApp Inc	Goldman Sachs	3,425
								5,965	NetApp Inc	HSBC	10,002
								16,185	NetApp Inc	Morgan Stanley	55,353
								(1,430)	Netflix Inc	Barclays Bank	(8,208)
								(3,433)	Netflix Inc	Goldman Sachs	(22,898)
								(3,999)	Netflix Inc	HSBC	(81,134)
								4,158	Netflix Inc	Morgan Stanley	23,867
								14,969	NETGEAR Inc	Barclays Bank	3,443
								26,313	NETGEAR Inc	Goldman Sachs	(26,050)

ブラックロック・ストラテジック・ファンズ ブラックロック・アメリカズ・ダイバーシファイド・エクイティ・アブソルート・リターン・ファンド

保有高	銘柄	取引相手	未実現損評価益/(損) (米ドル)	保有高	銘柄	取引相手	未実現損評価益/(損) (米ドル)	保有高	銘柄	取引相手	未実現損評価益/(損) (米ドル)
4,543	NETGEAR Inc	HSBC	(5,315)	235,582	New York Community Bancorp Inc	Goldman Sachs	173,153	1,296	NexImmune Inc	Morgan Stanley	(78)
(15,798)	NetScout Systems Inc	Barclays Bank	36,651					3,971	NexPoint Residential Trust Inc (REIT)	Barclays Bank	6,155
(13,606)	NetScout Systems Inc	Goldman Sachs	7,483	33,919	New York Community Bancorp Inc	HSBC	25,948	17,209	NexPoint Residential Trust Inc (REIT)	Goldman Sachs	4,302
(3,406)	NetScout Systems Inc	HSBC	(5,177)	(8,837)	New York Mortgage Trust Inc (REIT)	Bank of America Merrill Lynch	(777)	1,749	NexPoint Residential Trust Inc (REIT)	HSBC	2,221
(7,089)	NETSTREIT Corp (REIT)	Bank of America Merrill Lynch	(2,669)	(96,917)	New York Mortgage Trust Inc (REIT)	Barclays Bank	(8,238)	1,970	NexPoint Residential Trust Inc (REIT)	Morgan Stanley	3,054
(45,260)	NETSTREIT Corp (REIT)	Barclays Bank	(23,083)	(162,977)	New York Mortgage Trust Inc (REIT)	Goldman Sachs	(5,704)	5,964	Nexstar Media Group Inc 'A'	Barclays Bank	3,042
(40,058)	NETSTREIT Corp (REIT)	Goldman Sachs	(3,668)	(36,719)	New York Mortgage Trust Inc (REIT)	HSBC	(551)	(1,393)	Nexstar Media Group Inc 'A'	Barclays Bank	(710)
(16,607)	NETSTREIT Corp (REIT)	HSBC	(8,526)	(125,508)	New York Mortgage Trust Inc (REIT)	Morgan Stanley	(10,668)	(1,081)	Nexstar Media Group Inc 'A'	Goldman Sachs	(4,454)
(4,413)	NETSTREIT Corp (REIT)	Morgan Stanley	(1,679)	5,788	New York Times Co 'A'	Bank of America Merrill Lynch	4,314	5,294	Nexstar Media Group Inc 'A'	HSBC	124,250
(37,849)	NeuBase Therapeutics Inc	Bank of America Merrill Lynch	(2,649)	3,167	New York Times Co 'A'	Barclays Bank	(285)	(2,667)	Nexstar Media Group Inc 'A'	HSBC	(24,648)
(14,766)	NeuBase Therapeutics Inc	Barclays Bank	(295)	9,083	New York Times Co 'A'	Goldman Sachs	8,448	(241)	Nexstar Media Group Inc 'A'	Morgan Stanley	(123)
1,251	Neurocrine Biosciences Inc	Bank of America Merrill Lynch	9,071	13,614	New York Times Co 'A'	HSBC	9,258	10,410	NextCure Inc	Bank of America Merrill Lynch	3,852
(2,490)	Neurocrine Biosciences Inc	Barclays Bank	(15,400)	4,725	New York Times Co 'A'	Morgan Stanley	(425)				
(2,266)	Neurocrine Biosciences Inc	Goldman Sachs	(17,355)	(47,560)	NewAge Inc	Bank of America Merrill Lynch	2,202				
(2,924)	Neurocrine Biosciences Inc	HSBC	(48,948)	(20,900)	NewAge Inc	Barclays Bank	(508)	67,956	NextCure Inc	Barclays Bank	7,475
3,997	Neurocrine Biosciences Inc	HSBC	66,910	6,952	Newegg Commerce Inc	Barclays Bank	1,182	10,134	NextCure Inc	Goldman Sachs	3,750
(3,229)	Neurocrine Biosciences Inc	Morgan Stanley	(19,503)	17,070	Newegg Commerce Inc	HSBC	2,579	18,397	NextCure Inc	HSBC	8,095
338	Neurocrine Biosciences Inc	Morgan Stanley	2,042	(4,196)	Newell Brands Inc	Bank of America Merrill Lynch	6,653	6,094	NextCure Inc	Morgan Stanley	670
(7,855)	Neuronetics Inc	Bank of America Merrill Lynch	(2,278)	(18,715)	Newell Brands Inc	Barclays Bank	(34,436)	(21,052)	NextDecade Corp	Barclays Bank	(14,736)
(257)	Neuronetics Inc	Barclays Bank	(87)	(55,774)	Newell Brands Inc	Goldman Sachs	64,698	(5,060)	NextDecade Corp	Goldman Sachs	(4,503)
937	NeuroPace Inc	Bank of America Merrill Lynch	1,181	(8,950)	Newell Brands Inc	HSBC	25,328	(3,352)	NextEra Energy Inc	Barclays Bank	(12,687)
3,401	NeuroPace Inc	Barclays Bank	1,020	(3,252)	Newell Brands Inc	Morgan Stanley	(5,984)	40,678	NextEra Energy Inc	Goldman Sachs	252,814
2,807	NeuroPace Inc	Goldman Sachs	3,537	(38,150)	Newmark Group Inc 'A'	Barclays Bank	(9,919)	(18,040)	NextEra Energy Inc	Goldman Sachs	(107,167)
2,074	NeuroPace Inc	Morgan Stanley	622	(49,515)	Newmark Group Inc 'A'	Goldman Sachs	12,379	(10,891)	NextEra Energy Inc	Morgan Stanley	(40,442)
(584)	Neuro Corp	Bank of America Merrill Lynch	753	(56,022)	Newmark Group Inc 'A'	HSBC	32,724	(15,354)	NextEra Energy Partners LP	Bank of America Merrill Lynch	(123,600)
(2,523)	Nevro Corp	Barclays Bank	6,484	(9,009)	Newmark Group Inc 'A'	Morgan Stanley	(2,342)	(7,489)	NextEra Energy Partners LP	Barclays Bank	(40,740)
(1,353)	Nevro Corp	HSBC	677	1,990	NewMarket Corp	Bank of America Merrill Lynch	1,265	4,331	NextEra Energy Partners LP	Barclays Bank	23,561
(460)	Nevro Corp	Morgan Stanley	1,182	(521)	NewMarket Corp	Bank of America Merrill Lynch	(115)	(12,043)	NextEra Energy Partners LP	HSBC	(104,014)
(11,864)	New Fortress Energy Inc	Bank of America Merrill Lynch	(39,270)	389	NewMarket Corp	Goldman Sachs	86	1,506	NextEra Energy Partners LP	HSBC	9,937
(11,818)	New Fortress Energy Inc	Goldman Sachs	(39,117)	1,591	NewMarket Corp	HSBC	(2,683)	(2,951)	NextEra Energy Partners LP	Morgan Stanley	(16,053)
(5,441)	New Fortress Energy Inc	HSBC	(33,551)	(179)	NewMarket Corp	HSBC	714	18,219	NextGen Healthcare Inc	Barclays Bank	11,842
(2,260)	New Fortress Energy Inc	Morgan Stanley	(7,820)	(4,563)	Newmont Corp	Bank of America Merrill Lynch	(16,290)	43,830	NextGen Healthcare Inc	Goldman Sachs	(69,902)
(1,255)	New Jersey Resources Corp	Bank of America Merrill Lynch	(1,406)	(25,349)	Newmont Corp	Barclays Bank	(40,305)	7,511	NextGen Healthcare Inc	HSBC	(3,973)
(33,900)	New Jersey Resources Corp	Barclays Bank	(13,221)	(24,023)	Newmont Corp	HSBC	(32,236)	3,725	NextGen Healthcare Inc	Morgan Stanley	2,421
(28,795)	New Jersey Resources Corp	Goldman Sachs	(32,250)	(2,160)	Newmont Corp	Morgan Stanley	(3,434)	(27,391)	NexTier Oilfield Solutions Inc	HSBC	(54,234)
(13,563)	New Jersey Resources Corp	HSBC	(21,848)	6,249	Newpark Resources Inc	Bank of America Merrill Lynch	2,500	12,993	NGM Biopharmaceuticals Inc	Bank of America Merrill Lynch	6,367
(1,719)	New Jersey Resources Corp	Morgan Stanley	(670)	14,792	Newpark Resources Inc	Barclays Bank	592	15,545	NGM Biopharmaceuticals Inc	Barclays Bank	(4,197)
3,099	New Relic Inc	Bank of America Merrill Lynch	9,435	37,884	Newpark Resources Inc	HSBC	40,157				
1,069	New Relic Inc	Barclays Bank	(139)	34,408	News Corp 'A'	Barclays Bank	(1,055)	12,082	NGM Biopharmaceuticals Inc	Goldman Sachs	5,920
5,686	New Relic Inc	Goldman Sachs	22,232	38,379	News Corp 'A'	Goldman Sachs	(11,130)	10,325	NGM Biopharmaceuticals Inc	HSBC	29,013
394	New Relic Inc	HSBC	(1,300)	66,455	News Corp 'A'	HSBC	(3,252)				
7,325	New Relic Inc	Morgan Stanley	(952)	37,963	News Corp 'A'	Morgan Stanley	3,887	10,673	NGM Biopharmaceuticals Inc	Morgan Stanley	(2,882)
(13,645)	New Residential Investment Corp (REIT)	Bank of America Merrill Lynch	(3,821)	26,913	News Corp 'B'	Bank of America Merrill Lynch	(7,835)	8,897	NI Holdings Inc	Bank of America Merrill Lynch	845
(152,932)	New Residential Investment Corp (REIT)	Barclays Bank	(68,820)	23,403	News Corp 'B'	Barclays Bank	(6,553)	11,120	NI Holdings Inc	Barclays Bank	7,617
(277,049)	New Residential Investment Corp (REIT)	Goldman Sachs	(77,573)	19,064	News Corp 'B'	Goldman Sachs	(4,375)	17,241	NI Holdings Inc	Goldman Sachs	1,638
(60,581)	New Residential Investment Corp (REIT)	HSBC	(23,627)	43,614	News Corp 'B'	HSBC	(5,042)	16,681	NI Holdings Inc	HSBC	13,428
63,419	New York Community Bancorp Inc	Barclays Bank	23,148	12,177	News Corp 'B'	Morgan Stanley	(3,409)	6,252	NI Holdings Inc	Morgan Stanley	4,283
				1,044	NexImmune Inc	Bank of America Merrill Lynch	(104)	(8,117)	Nicolet Bankshares Inc	Barclays Bank	(10,146)
				968	NexImmune Inc	Barclays Bank	(58)	(11,834)	Nicolet Bankshares Inc	Goldman Sachs	(40,591)
				3,020	NexImmune Inc	HSBC	(1,842)	(14,425)	Nicolet Bankshares Inc	HSBC	(2,020)

ブラックロック・ストラテジック・ファンズ ブラックロック・アメリカズ・ダイバーシファイド・エクイティ・アブソルート・リターン・ファンド

保有高	銘柄	取引相手	未実現評価損益/(損) (米ドル)	保有高	銘柄	取引相手	未実現評価損益/(損) (米ドル)	保有高	銘柄	取引相手	未実現評価損益/(損) (米ドル)
(3,014)	Nicolet Bankshares Inc	Morgan Stanley	(3,768)	(628)	Northeast Bank	Goldman Sachs	(1,187)	(18,981)	NOV Inc	Bank of America	(35,874)
(9,616)	NIKE Inc 'B'	Barclays Bank	(72,697)	(5,774)	Northeast Bank	HSBC	(12,645)	(26,279)	NOV Inc	Merrill Lynch	
12,454	NIKE Inc 'B'	Barclays Bank	94,152	(1,826)	Northeast Bank	Morgan Stanley	(2,301)	(59,913)	NOV Inc	Barclays Bank	(37,579)
(7,330)	NIKE Inc 'B'	HSBC	(37,430)	(17,683)	Northern Oil and Gas Inc	Goldman Sachs	(96,549)	(28,681)	NOV Inc	Goldman Sachs	(113,235)
1,861	NIKE Inc 'B'	HSBC	17,109	(12,784)	Northern Oil and Gas Inc	HSBC	(98,565)	(13,020)	NOV Inc	HSBC	(84,182)
24,934	Nikola Corp	Goldman Sachs	31,417	(941)	Northern Oil and Gas Inc	Morgan Stanley	(4,244)	(3,176)	Novagold Resources Inc	Morgan Stanley	(18,619)
18,086	Nikola Corp	HSBC	21,341	1,180	Northern Technologies International Corp	Goldman Sachs	389	108,466	Novagold Resources Inc	Bank of America	730
5,016	Nikola Corp	Morgan Stanley	3,912	6,051	Northern Technologies International Corp	Morgan Stanley	4,296	111,366	Novagold Resources Inc	Merrill Lynch	
(40,223)	NiSource Inc	Bank of America	(31,610)	(3,773)	Northern Trust Corp	Barclays Bank	(20,110)	13,667	Novagold Resources Inc	Barclays Bank	5,423
98,333	NiSource Inc	Barclays Bank	60,475	(15,473)	Northern Trust Corp	Goldman Sachs	(124,491)	700	Novagold Resources Inc	Goldman Sachs	25,614
(24,125)	NiSource Inc	Barclays Bank	(14,837)	(3,067)	Northern Trust Corp	HSBC	(20,733)	(10,041)	Novanta Inc	HSBC	4,100
(15,959)	NiSource Inc	Goldman Sachs	(14,922)	(91,670)	Northfield Bancorp Inc	Bank of America	(19,251)	(4,579)	Novanta Inc	Barclays Bank	5,824
(26,220)	NiSource Inc	HSBC	(50,474)	(30,035)	Northfield Bancorp Inc	Merrill Lynch		(731)	Novanta Inc	Goldman Sachs	14,012
2,745	Nkarta Inc	Bank of America	2,971	(40,622)	Northfield Bancorp Inc	Barclays Bank	(6,608)	(2,878)	Novavax Inc	HSBC	(4,496)
3,446	Nkarta Inc	Barclays Bank	3,768	(12,235)	Northfield Bancorp Inc	Goldman Sachs	(8,531)	(2,426)	Novavax Inc	Bank of America	(26,075)
3,658	Nkarta Inc	Goldman Sachs	478	(13,691)	Northfield Bancorp Inc	HSBC	612	(767)	Novavax Inc	Merrill Lynch	
1,062	Nkarta Inc	HSBC	244	3,775	Northrim BanCorp Inc	Morgan Stanley	(3,012)	(714)	Novavax Inc	Barclays Bank	(17,049)
(35,339)	NL Industries Inc	Bank of America	(48,768)	27,480	Northrim BanCorp Inc	Bank of America	10,645	(6,026)	Novocure Ltd	Goldman Sachs	(6,949)
(2,310)	NL Industries Inc	Barclays Bank	(2,102)	18,563	Northrim BanCorp Inc	Merrill Lynch		(4,432)	Novocure Ltd	Morgan Stanley	(4,041)
(21,055)	NL Industries Inc	Goldman Sachs	(29,056)	10,186	Northrim BanCorp Inc	Barclays Bank	49,739	(5,471)	Novocure Ltd	Barclays Bank	(25,792)
(7,732)	nLight Inc	Barclays Bank	(4,330)	(19,785)	Northwest Bancshares Inc	Goldman Sachs	52,348	(59,920)	Novume Solutions Inc	Goldman Sachs	(62,800)
(7,535)	nLight Inc	Goldman Sachs	(5,877)	(101,547)	Northwest Bancshares Inc	HSBC	11,612	(24,176)	Novume Solutions Inc	HSBC	(12,186)
(2,210)	nLight Inc	HSBC	1,370	(54,545)	Northwest Bancshares Inc	Goldman Sachs	(29,156)	(4,322)	Novume Solutions Inc	Merrill Lynch	
15,992	NMI Holdings Inc 'A'	Bank of America	10,235	(38,621)	Northwest Bancshares Inc	Merrill Lynch		(226)	Novume Solutions Inc	Barclays Bank	(5,077)
27,915	NMI Holdings Inc 'A'	Barclays Bank	17,586	(32,360)	Northwest Bancshares Inc	Barclays Bank	(23,356)	(11,506)	NOW Inc	HSBC	(951)
19,489	NMI Holdings Inc 'A'	Goldman Sachs	11,199	3,870	Northwest Natural Holding Co	Goldman Sachs	(18,406)	(4,621)	NRG Energy Inc	Morgan Stanley	(47)
43,381	NMI Holdings Inc 'A'	HSBC	23,971	3,465	Northwest Natural Holding Co	HSBC	(18,406)	(11,184)	NRG Energy Inc	Barclays Bank	(7,939)
14,682	NMI Holdings Inc 'A'	Morgan Stanley	9,250	21,482	Northwest Natural Holding Co	Morgan Stanley	(7,443)	(2,523)	NRG Energy Inc	Barclays Bank	416
(22,692)	NN Inc	Bank of America	(11,346)	30,007	Northwest Natural Holding Co	Bank of America	11,416	(10,307)	NRG Energy Inc	Goldman Sachs	55,009
(26,938)	NN Inc	Barclays Bank	(2,694)	(956)	Northwest Pipe Co	Merrill Lynch		(6,903)	NRG Energy Inc	Morgan Stanley	(1,520)
(12,015)	NN Inc	Goldman Sachs	(6,008)	(15,711)	Northwest Pipe Co	Barclays Bank	(2,200)	(6,437)	Nu Skin Enterprises Inc 'A'	Morgan Stanley	1,007
(8,618)	NN Inc	HSBC	3,792	(5,425)	Northwest Pipe Co	Goldman Sachs	(16,492)	(10,239)	Nu Skin Enterprises Inc 'A'	Bank of America	(1,690)
(14,139)	NN Inc	Morgan Stanley	(1,414)	(1,589)	Northwest Pipe Co	Morgan Stanley	(222)	(6,903)	Nu Skin Enterprises Inc 'A'	Merrill Lynch	
1,234	Noble Corp	Barclays Bank	5,072	35,610	NorthWestern Corp	HSBC	125,729	(10,307)	Nu Skin Enterprises Inc 'A'	Barclays Bank	(12,059)
20,694	Noodles & Co	Barclays Bank	20,694	18,998	NorthWestern Corp	Goldman Sachs	5,451	(3,169)	Nu Skin Enterprises Inc 'A'	Goldman Sachs	(4,625)
10,442	Noodles & Co	Goldman Sachs	10,129	13,211	NorthWestern Corp	HSBC	35,336	(3,660)	Nucor Corp	Nucor Corp	
71,029	Nordic American Tankers Ltd	Goldman Sachs	(38,356)	(7,605)	NortonLifeLock Inc	Barclays Bank	(2,288)	(6,437)	Nucor Corp	Barclays Bank	(54,843)
2,846	Nordic American Tankers Ltd	Morgan Stanley	(427)	(26,529)	NortonLifeLock Inc	Goldman Sachs	(19,897)	(4,226)	Nucor Corp	Goldman Sachs	(66,468)
1,497	Nordson Corp	Bank of America	9,020	(24,416)	NortonLifeLock Inc	HSBC	(4,732)	(10,239)	Nucor Corp	HSBC	(49,100)
4,191	Nordson Corp	Merrill Lynch	8,866	17,776	Norwegian Cruise Line Holdings Ltd	Bank of America	533	(11,211)	Nucor Corp	Morgan Stanley	(95,517)
2,311	Nordson Corp	Barclays Bank	37,694	(15,711)	Norwegian Cruise Line Holdings Ltd	Merrill Lynch		(3,169)	Nurix Therapeutics Inc	Barclays Bank	380
6,509	Nordson Corp	Goldman Sachs	11,786	(79,243)	Norwegian Cruise Line Holdings Ltd	Barclays Bank	80,828	(3,660)	Nurix Therapeutics Inc	Goldman Sachs	(1,061)
6,509	Nordson Corp	HSBC	47,224	(5,425)	Norwegian Cruise Line Holdings Ltd	Goldman Sachs	(16,492)	(3,660)	Nurix Therapeutics Inc	Barclays Bank	(162,509)
2,125	Nordson Corp	Morgan Stanley	20,995	(1,589)	Norwegian Cruise Line Holdings Ltd	Morgan Stanley	(1,982)	(20,292)	Nutanix Inc 'A'	Goldman Sachs	(106,869)
2,576	Nordstrom Inc	Bank of America	8,866	(7,605)	NortonLifeLock Inc	Barclays Bank	(2,288)	(28,559)	Nutanix Inc 'A'	HSBC	(132,593)
17,929	Nordstrom Inc	Merrill Lynch	8,266	(26,529)	NortonLifeLock Inc	Goldman Sachs	(19,897)	(1,266)	Nuvalent Inc 'A'	Goldman Sachs	(2,494)
18,752	Nordstrom Inc	Barclays Bank	79,243	(24,416)	NortonLifeLock Inc	HSBC	(4,732)	(6,651)	Nuvalent Inc 'A'	HSBC	(4,257)
7,345	Nordstrom Inc	HSBC	21,578	17,776	Norwegian Cruise Line Holdings Ltd	Bank of America	533	(864)	NuVasive Inc	Bank of America	(3,594)
9,097	Nordstrom Inc	Morgan Stanley	42,196	(15,711)	Norwegian Cruise Line Holdings Ltd	Merrill Lynch		(5,396)	NuVasive Inc	Merrill Lynch	
3,775	Norfolk Southern Corp	Bank of America	(19,167)	(5,425)	Norwegian Cruise Line Holdings Ltd	Barclays Bank	(2,200)	(4,226)	NuVation Bio Inc	Barclays Bank	(14,104)
6,782	Norfolk Southern Corp	Merrill Lynch	8,266	(1,589)	Norwegian Cruise Line Holdings Ltd	Goldman Sachs	151	(10,239)	NuVation Bio Inc	Barclays Bank	(5,652)
7,410	Norfolk Southern Corp	Barclays Bank	51,604	35,610	Norwegian Cruise Line Holdings Ltd	HSBC	6,551	(10,239)	NuVation Bio Inc	Goldman Sachs	(18,789)
5,927	Norfolk Southern Corp	Goldman Sachs	(31,859)	18,998	Norwegian Cruise Line Holdings Ltd	Morgan Stanley	7,366	(1,409)	NuVasive Inc	Barclays Bank	4,491
2,239	Norfolk Southern Corp	HSBC	(42,249)	(7,605)	NortonLifeLock Inc	Barclays Bank	(2,288)	(1,409)	NuVasive Inc	Goldman Sachs	2,806
(5,490)	Northeast Bank	Morgan Stanley	16,913	(26,529)	NortonLifeLock Inc	Goldman Sachs	(19,897)	(2,347)	NuVasive Inc	Barclays Bank	(12,089)
		Bank of America	(10,376)	(24,416)	NortonLifeLock Inc	HSBC	(4,732)	(2,299)	NuVasive Inc	Goldman Sachs	(21,827)
		Merrill Lynch		17,776	Norwegian Cruise Line Holdings Ltd	Bank of America	533	(690)	NuVasive Inc	HSBC	(24,199)
				17,776	Norwegian Cruise Line Holdings Ltd	Merrill Lynch		(690)	NuVasive Inc	Morgan Stanley	(4,403)
				17,776	Norwegian Cruise Line Holdings Ltd	Barclays Bank	1,276	(1,849)	NVE Corp	Bank of America	(2,884)
				17,776	Norwegian Cruise Line Holdings Ltd	Goldman Sachs	529	(13,725)	NVE Corp	Merrill Lynch	
				17,776	Norwegian Cruise Line Holdings Ltd	HSBC			NVE Corp	Barclays Bank	(2,745)
				17,776	Norwegian Cruise Line Holdings Ltd	Morgan Stanley					

ブラックロック・ストラテジック・ファンズ ブラックロック・アメリカズ・ダイバーシファイド・エクイティ・アブソルート・リターン・ファンド

保有高	銘柄	取引相手	未実現損益(米ドル)	保有高	銘柄	取引相手	未実現損益(米ドル)	保有高	銘柄	取引相手	未実現損益(米ドル)
(8,692)	NVE Corp	Goldman Sachs	(13,560)	(1,729)	Occidental Petroleum Corp	Morgan Stanley	(12,259)	1,830	Okta Inc	Barclays Bank	2,452
23,352	NVE Corp	HSBC	(6,968)	1,189	Occidental Petroleum Corp	Morgan Stanley	9,804	4,529	Okta Inc	Goldman Sachs	(15,370)
(895)	NVE Corp	Morgan Stanley	(179)	79	Ocean Bio-Chem Inc	Bank of America	(36)	2,461	Okta Inc	HSBC	(9,053)
3,317	nVent Electric Plc	Bank of America	2,919			Merrill Lynch		983	Okta Inc	Morgan Stanley	1,317
		Merrill Lynch		578	Ocean Bio-Chem Inc	Barclays Bank	(92)	(19,598)	Olaplex Holdings Inc	Bank of America	(50,759)
40,778	nVent Electric Plc	Barclays Bank	19,981	4,425	Oceaneering	Bank of America	8,850			Merrill Lynch	
23,515	nVent Electric Plc	Goldman Sachs	20,725		International Inc	Merrill Lynch		(25,131)	Olaplex Holdings Inc	Goldman Sachs	(65,089)
14,262	nVent Electric Plc	HSBC	15,260	24,087	Oceaneering	Barclays Bank	28,182	(22,941)	Olaplex Holdings Inc	HSBC	(89,453)
2,539	nVent Electric Plc	Morgan Stanley	1,244		International Inc			(1,357)	Old Dominion	Bank of America	9,295
(969)	NVIDIA Corp	Bank of America	(12,568)	51,397	Oceaneering	Goldman Sachs	102,794	4,998	Freight Line Inc	Merrill Lynch	
		Merrill Lynch			International Inc			4,998	Old Dominion	Barclays Bank	27,839
(2,082)	NVIDIA Corp	Barclays Bank	(34,624)	22,300	Oceaneering	HSBC	47,722	(551)	Freight Line Inc		
(2,057)	NVIDIA Corp	Goldman Sachs	(26,402)		International Inc				Old Dominion	Barclays Bank	(3,069)
4,091	NVIDIA Corp	Goldman Sachs	68,373	9,356	Oceaneering	Morgan Stanley	10,947		Freight Line Inc		
(1,631)	NVIDIA Corp	HSBC	(25,263)		International Inc			775	Old Dominion	Goldman Sachs	(5,309)
(1,427)	NVIDIA Corp	Morgan Stanley	(23,731)	23,365	OceanFirst Financial Corp	Bank of America	17,469		Freight Line Inc		
973	NVIDIA Corp	Morgan Stanley	16,181			Merrill Lynch		(449)	Old Dominion	Goldman Sachs	3,076
(76)	NVR Inc	Bank of America	(13,402)	115,623	OceanFirst Financial Corp	Barclays Bank	63,593		Freight Line Inc		
		Merrill Lynch		46,543	OceanFirst Financial Corp	HSBC	29,322	(531)	Old Dominion	HSBC	7,995
(65)	NVR Inc	Barclays Bank	(11,130)	42,685	OceanFirst Financial Corp	Morgan Stanley	23,477		Freight Line Inc		
(273)	NVR Inc	Goldman Sachs	(42,286)	(680)	Oconee Federal	Barclays Bank	(469)	11,026	Old National Bancorp	Bank of America	4,741
(173)	NVR Inc	HSBC	(2,147)		Financial Corp				Merrill Lynch		
(281)	NVR Inc	Morgan Stanley	(48,119)	(27,807)	Ocugen Inc	Barclays Bank	(5,561)	(14,212)	Old National Bancorp	Bank of America	(6,111)
(514)	NXP Semiconductors NV	Bank of America	(7,217)	(3,634)	Ocular Therapeutix Inc	Barclays Bank	563		Merrill Lynch		
		Merrill Lynch		(16,813)	Ocular Therapeutix Inc	Goldman Sachs	3,951	156,794	Old National Bancorp	Barclays Bank	23,672
(11,906)	NXP Semiconductors NV	Barclays Bank	(123,108)	(7,196)	Ocular Therapeutix Inc	HSBC	971	(21,340)	Old National Bancorp	Barclays Bank	(3,841)
4,844	NXP Semiconductors NV	Goldman Sachs	68,010	4,508	Ocwen Financial Corp	Barclays Bank	4,373	125,020	Old National Bancorp	Goldman Sachs	53,759
(759)	NXP Semiconductors NV	Goldman Sachs	(9,087)	3,306	Ocwen Financial Corp	Goldman Sachs	16,728	(7,665)	Old National Bancorp	Goldman Sachs	(3,296)
(3,568)	NXP Semiconductors NV	HSBC	(50,470)	1,246	Ocwen Financial Corp	HSBC	5,433	44,073	Old National Bancorp	HSBC	12,208
600	NXP Semiconductors NV	Morgan Stanley	6,204	(1,964)	ODP Corp	Barclays Bank	1,650	(28,471)	Old National Bancorp	HSBC	(5,345)
(4,968)	NXP Semiconductors NV	Morgan Stanley	(51,369)	(7,108)	ODP Corp	Goldman Sachs	22,319	16,089	Old National Bancorp	Morgan Stanley	3,358
4,708	Nymox	Bank of America	(4,402)	(4,508)	ODP Corp	HSBC	20,196	(10,430)	Old National Bancorp	Morgan Stanley	(1,877)
	Pharmaceutical Corp	Merrill Lynch		(10,017)	Offerpad Solutions Inc	Barclays Bank	4,107	6,701	Old Republic	Bank of America	5,428
21,780	Nymox	Goldman Sachs	(20,364)	(4,382)	Offerpad Solutions Inc	HSBC	438		International Corp	Merrill Lynch	
	Pharmaceutical Corp			12,943	Office Properties	Bank of America	9,433	85,774	Old Republic	Barclays Bank	54,895
46,926	Nymox	Morgan Stanley	(1,666)		Income Trust (REIT)	Merrill Lynch			International Corp		
	Pharmaceutical Corp			5,300	Office Properties	Barclays Bank	2,226	90,704	Old Republic	Goldman Sachs	73,470
(5,222)	Oak Street Health Inc	Bank of America	(9,608)		Income Trust (REIT)				International Corp		
		Merrill Lynch		11,100	Office Properties	Goldman Sachs	9,102	37,267	Old Republic	HSBC	36,894
12,860	Oak Street Health Inc	Goldman Sachs	23,662		Income Trust (REIT)				International Corp		
(4,875)	Oak Street Health Inc	Goldman Sachs	(8,970)	3,203	Office Properties	HSBC	3,031	38,792	Old Republic	Morgan Stanley	24,827
4,971	Oak Street Health Inc	HSBC	12,974		Income Trust (REIT)				International Corp		
899	Oak Street Health Inc	Morgan Stanley	872	17,415	Office Properties	Morgan Stanley	7,314	10,289	Old Second Bancorp Inc	Bank of America	10,495
(2,961)	Oak Street Health Inc	Morgan Stanley	(2,872)		Income Trust (REIT)				Merrill Lynch		
6,480	Oak Valley Bancorp	Barclays Bank	—	(1,209)	OFG Bancorp	HSBC	(342)	36,685	Old Second Bancorp Inc	Barclays Bank	13,207
10,269	Oak Valley Bancorp	Goldman Sachs	(2,156)	18,499	OGE Energy Corp	Bank of America	31,633	22,825	Old Second Bancorp Inc	Goldman Sachs	23,281
6,612	Oak Valley Bancorp	HSBC	(1,719)			Merrill Lynch		13,014	Old Second Bancorp Inc	HSBC	12,363
3,345	Oak Valley Bancorp	Morgan Stanley	—	57,717	OGE Energy Corp	Barclays Bank	53,677	52,884	Old Second Bancorp Inc	Morgan Stanley	19,038
1,766	Oasis Petroleum Inc	Bank of America	38,658	42,960	OGE Energy Corp	Goldman Sachs	73,462	3,798	Olema Pharmaceuticals Inc	Bank of America	2,583
		Merrill Lynch		7,244	OGE Energy Corp	HSBC	13,981			Merrill Lynch	
625	Oasis Petroleum Inc	Barclays Bank	8,469	157,824	OGE Energy Corp	Morgan Stanley	146,776	3,827	Olema Pharmaceuticals Inc	Barclays Bank	1,952
2,727	Oasis Petroleum Inc	Goldman Sachs	59,694	(1,627)	Ohio Valley Banc Corp	Bank of America	586	22,059	Olema Pharmaceuticals Inc	Goldman Sachs	15,000
5,625	Oasis Petroleum Inc	HSBC	147,917			Merrill Lynch		10,150	Olema Pharmaceuticals Inc	HSBC	8,323
370	Oasis Petroleum Inc	Morgan Stanley	5,014	(1,071)	Ohio Valley Banc Corp	Morgan Stanley	1,157	26,186	Olema Pharmaceuticals Inc	Morgan Stanley	13,355
(642)	Occidental Petroleum Corp	Bank of America	(3,139)	(41,642)	O-I Glass Inc	Barclays Bank	(73,706)	(2,350)	Olin Corp	Bank of America	(9,189)
		Merrill Lynch		(3,499)	O-I Glass Inc	Goldman Sachs	(8,573)			Merrill Lynch	
998	Occidental Petroleum Corp	Bank of America	4,880	(13,376)	O-I Glass Inc	HSBC	(40,839)	(17,716)	Olin Corp	Barclays Bank	(54,565)
		Merrill Lynch		(2,476)	O-I Glass Inc	Morgan Stanley	(4,383)	(8,016)	Olin Corp	Morgan Stanley	(24,689)
3,757	Occidental Petroleum Corp	Bank of America	18,334	39,132	Oil States International Inc	Barclays Bank	34,045	(631)	Ollie's Bargain	Bank of America	907
		Merrill Lynch		31,201	Oil States International Inc	Goldman Sachs	26,833		Outlet Holdings Inc	Merrill Lynch	
1,112	Occidental Petroleum Corp	Barclays Bank	7,984	42,416	Oil States International Inc	HSBC	70,411	2,164	Ollie's Bargain	Barclays Bank	6,579
3,458	Occidental Petroleum Corp	Goldman Sachs	18,303	(7,002)	Oil-Dri Corp of America	Goldman Sachs	2,661		Outlet Holdings Inc		
(3,362)	Occidental Petroleum Corp	HSBC	(49,119)	(2,153)	Oil-Dri Corp of America	HSBC	3,186	(5,868)	Ollie's Bargain	Goldman Sachs	(1,467)
3,371	Occidental Petroleum Corp	HSBC	49,400	2,651	Okta Inc	Bank of America	(3,238)		Outlet Holdings Inc		
2,916	Occidental Petroleum Corp	HSBC	42,603			Merrill Lynch					

ブラックロック・ストラテジック・ファンズ ブラックロック・アメリカズ・ダイバーシファイド・エクイティ・アブソルート・リターン・ファンド

保有高	銘柄	取引相手	未実現評価増益/(損) (米ドル)	保有高	銘柄	取引相手	未実現評価増益/(損) (米ドル)	保有高	銘柄	取引相手	未実現評価増益/(損) (米ドル)
1,466	Ollie's Bargain Outlet Holdings Inc	Goldman Sachs	367	20,786	ONE Gas Inc	HSBC	25,089	15,806	Ooma Inc	Goldman Sachs	23,235
954	Ollie's Bargain Outlet Holdings Inc	Morgan Stanley	2,900	(7,409)	ONE Gas Inc	HSBC	(9,970)	3,044	Ooma Inc	HSBC	4,536
1,172	Olympic Steel Inc	Bank of America Merrill Lynch	3,551	7,064	ONE Gas Inc	Morgan Stanley	(3,885)	14,487	Ooma Inc	Morgan Stanley	5,650
7,025	Olympic Steel Inc	Barclays Bank	(3,864)	(2,500)	ONE Gas Inc	Morgan Stanley	(325)	23,887	OP Bancorp	Goldman Sachs	8,887
17,544	Olympic Steel Inc	Goldman Sachs	53,158	2,426	ONE Group	Bank of America	1,650	23,417	OP Bancorp	Morgan Stanley	8,898
342	Omega Flex Inc	Morgan Stanley	1,016	2,284	ONE Group	Barclays Bank	1,782	10,765	Open Lending Corp 'A'	Bank of America	4,161
(15,747)	Omega Healthcare Investors Inc (REIT)	Bank of America Merrill Lynch	1,701	11,602	ONE Group	Morgan Stanley	9,050	6,152	Open Lending Corp 'A'	Barclays Bank	1,538
(19,253)	Omega Healthcare Investors Inc (REIT)	Barclays Bank	(21,178)	(46,395)	One Liberty Properties Inc (REIT)	Barclays Bank	(58,922)	19,181	Open Lending Corp 'A'	Goldman Sachs	7,424
(50,115)	Omega Healthcare Investors Inc (REIT)	Goldman Sachs	(24,125)	(44,641)	One Liberty Properties Inc (REIT)	Goldman Sachs	(47,319)	2,653	Open Lending Corp 'A'	HSBC	(516)
(22,500)	Omega Healthcare Investors Inc (REIT)	HSBC	(35,550)	(8,123)	One Liberty Properties Inc (REIT)	HSBC	(18,764)	8,343	Open Lending Corp 'A'	Morgan Stanley	2,086
(8,937)	Omega Healthcare Investors Inc (REIT)	Morgan Stanley	(9,831)	(5,445)	OneMain Holdings Inc	Bank of America	(12,193)	5,480	Opendoor Technologies Inc	Bank of America	493
13,377	Omega Therapeutics Inc	Barclays Bank	(2,675)	(5,445)	OneMain Holdings Inc	Merrill Lynch	(12,193)	(4,086)	Opendoor Technologies Inc	Bank of America	(368)
2,756	Omega Therapeutics Inc	Goldman Sachs	(744)	3,332	OneMain Holdings Inc	Bank of America	5,764	12,156	Opendoor Technologies Inc	Barclays Bank	5,835
306	Omega Therapeutics Inc	HSBC	(67)	(2,878)	OneMain Holdings Inc	Barclays Bank	(5,180)	(41,390)	Opendoor Technologies Inc	Barclays Bank	(19,867)
18,594	Omeros Corp	Bank of America Merrill Lynch	(8,925)	(3,468)	OneMain Holdings Inc	Goldman Sachs	(2,670)	10,201	Opendoor Technologies Inc	Goldman Sachs	918
15,425	Omeros Corp	Barclays Bank	(4,319)	6,738	OneMain Holdings Inc	Goldman Sachs	5,884	31,522	Opendoor Technologies Inc	HSBC	39,402
8,966	Omeros Corp	Goldman Sachs	(4,304)	(15,893)	OneMain Holdings Inc	HSBC	(33,517)	13,311	OPKO Health Inc	HSBC	8,520
3,934	Omeros Corp	HSBC	(551)	973	OneMain Holdings Inc	HSBC	1,522	11,583	OPKO Health Inc	Morgan Stanley	(232)
7,795	Omeros Corp	Morgan Stanley	(2,183)	(2,300)	OneMain Holdings Inc	Morgan Stanley	(4,140)	8,079	Oportun Financial Corp	Bank of America	(1,858)
8,066	Omnicell Inc	Barclays Bank	3,065	(14,436)	ONEOK Inc	Bank of America	(18,443)	13,126	Oportun Financial Corp	Barclays Bank	(656)
10,834	Omnicell Inc	Goldman Sachs	22,969	(8,865)	ONEOK Inc	Barclays Bank	(28,988)	24,548	Oportun Financial Corp	Goldman Sachs	(5,646)
4,051	Omnicell Inc	HSBC	(2,795)	(34,665)	ONEOK Inc	Goldman Sachs	(60,016)	11,809	Oportun Financial Corp	HSBC	2,008
325	Omnicell Inc	Morgan Stanley	55	(19,286)	ONEOK Inc	HSBC	(66,717)	4,016	Oportun Financial Corp	Morgan Stanley	(201)
3,316	Omnicom Group Inc	Bank of America Merrill Lynch	(8,787)	(15,746)	ONEOK Inc	Morgan Stanley	(51,714)	(862)	Oppenheimer Holdings Inc 'A'	Bank of America	(2,113)
2,865	Omnicom Group Inc	Barclays Bank	(4,326)	(24,892)	OneSpan Inc	Barclays Bank	(8,712)	(7,954)	Oppenheimer Holdings Inc 'A'	Barclays Bank	(11,430)
8,033	Omnicom Group Inc	Goldman Sachs	(13,912)	(38,203)	OneSpan Inc	Goldman Sachs	(55,012)	(1,516)	Oppenheimer Holdings Inc 'A'	HSBC	(191)
8,747	Omnicom Group Inc	HSBC	(25,706)	(6,437)	OneSpan Inc	HSBC	(12,423)	(3,107)	Oppenheimer Holdings Inc 'A'	Morgan Stanley	(5,624)
2,003	Omnicom Group Inc	Morgan Stanley	7,095	(21,339)	OneSpan Inc	Morgan Stanley	(7,469)	(1,646)	OptimizeRx Corp	Bank of America	(1,959)
(2,735)	ON Semiconductor Corp	Barclays Bank	(10,966)	7,676	OneSpaWorld Holdings Ltd	Bank of America	1,535	(2,310)	OptimizeRx Corp	Merrill Lynch	185
(11,990)	ON Semiconductor Corp	Goldman Sachs	(58,151)	31,697	OneSpaWorld Holdings Ltd	Barclays Bank	(2,219)	(5,283)	OptimizeRx Corp	Goldman Sachs	(3,720)
(18,595)	ON Semiconductor Corp	HSBC	(164,140)	31,722	OneSpaWorld Holdings Ltd	Goldman Sachs	6,344	(3,912)	OptimizeRx Corp	HSBC	(6,729)
(1,864)	ON Semiconductor Corp	Morgan Stanley	(7,661)	35,093	OneSpaWorld Holdings Ltd	HSBC	12,468	(13,315)	OptimizeRx Corp	Morgan Stanley	1,065
15,681	ON24 Inc	HSBC	19,288	12,260	OneSpaWorld Holdings Ltd	Morgan Stanley	(858)	66,840	Optinose Inc	Barclays Bank	9,358
3,961	ON24 Inc	Morgan Stanley	3,248	(2,255)	OneWater Marine Inc 'A'	Bank of America	(699)	27,036	Optinose Inc	Goldman Sachs	5,407
(12,359)	Oncocyte Corp	Goldman Sachs	1,730	(14,127)	OneWater Marine Inc 'A'	Merrill Lynch		20,661	Optinose Inc	HSBC	2,759
(14,620)	Oncocyte Corp	HSBC	1,170	(2,562)	OneWater Marine Inc 'A'	Barclays Bank	(13,986)	26,068	Optinose Inc	Morgan Stanley	3,650
(32,664)	Oncocyte Corp	Morgan Stanley	1,960	(1,314)	OneWater Marine Inc 'A'	HSBC	3,741	(9,583)	Option Care Health Inc	Bank of America	(17,921)
216	Oncorus Inc	Bank of America Merrill Lynch	(2)	(825)	Onto Innovation Inc	Morgan Stanley	(1,301)	(23,260)	Option Care Health Inc	Merrill Lynch	
9,268	Oncorus Inc	Barclays Bank	(927)	1,186	Onto Innovation Inc	Bank of America	8,266	(9,644)	Option Care Health Inc	Barclays Bank	(47,240)
11,874	Oncorus Inc	Goldman Sachs	(119)	(3,216)	Onto Innovation Inc	Merrill Lynch		(11,322)	Option Care Health Inc	Goldman Sachs	(18,034)
3,206	Oncorus Inc	Morgan Stanley	(321)	(8,388)	Onto Innovation Inc	Barclays Bank	(18,588)	(13,597)	Option Care Health Inc	HSBC	(26,438)
5,848	Oncental Therapeutics Inc	Bank of America Merrill Lynch	3,359	(21,273)	Onto Innovation Inc	Goldman Sachs	(148,273)	(2,600)	Oracle Corp	Morgan Stanley	(27,194)
3,627	Oncental Therapeutics Inc	Barclays Bank	1,796	5,997	Onto Innovation Inc	Goldman Sachs	41,799	(18,880)	Oracle Corp	Bank of America	(551)
3,484	Oncental Therapeutics Inc	Goldman Sachs	2,001	(2,251)	Onto Innovation Inc	HSBC	(21,848)	6,522	Oramed	Merrill Lynch	
7,969	Oncental Therapeutics Inc	HSBC	2,627	1,473	Onto Innovation Inc	HSBC	12,882	4,290	Oramed	Barclays Bank	1,500
(32,170)	Ondas Holdings Inc	Bank of America Merrill Lynch	(16,085)	(1,607)	Onto Innovation Inc	Morgan Stanley	(9,288)		Oramed	Goldman Sachs	760
(12,840)	Ondas Holdings Inc	Barclays Bank	(5,393)	1,048	Onto Innovation Inc	Morgan Stanley	6,057		Pharmaceuticals Inc	Pharmaceuticals Inc	
4,781	ONE Gas Inc	Bank of America Merrill Lynch	1,352	(2,519)	Ontrak Inc	Bank of America	(529)	1,853	Oramed	HSBC	760
26,256	ONE Gas Inc	Barclays Bank	1,557	(5,278)	Ontrak Inc	Barclays Bank	(1,478)	781	Oramed	Morgan Stanley	180
(5,687)	ONE Gas Inc	Barclays Bank	(739)	15,433	Ooma Inc	Bank of America	22,687	(2,676)	OraSure Technologies Inc	Bank of America	2,301
33,006	ONE Gas Inc	Goldman Sachs	27,471	25,354	Ooma Inc	Merrill Lynch	9,888			Merrill Lynch	

ブラックロック・ストラテジック・ファンズ ブラックロック・アメリカズ・ダイバーシファイド・エクイティ・アブソルート・リターン・ファンド

保有高	銘柄	取引相手	未実現評価益/(損) (米ドル)	保有高	銘柄	取引相手	未実現評価益/(損) (米ドル)	保有高	銘柄	取引相手	未実現評価益/(損) (米ドル)
(9,849)	OraSure Technologies Inc	Barclays Bank	13,001	7,505	Orthofix Medical Inc	Goldman Sachs	(2,402)	5,858	Ovintiv Inc	Bank of America	71,369
(15,123)	OraSure Technologies Inc	Goldman Sachs	13,006	1,469	Orthofix Medical Inc	HSBC	(823)			Merrill Lynch	
(18,681)	OraSure Technologies Inc	HSBC	25,967	4,449	Orthofix Medical Inc	Morgan Stanley	712	30,733	Ovintiv Inc	Barclays Bank	253,505
(5,383)	Orbital Energy Group Inc	Goldman Sachs	(269)	(4,610)	OrthoPediatrics Corp	Bank of America	(11,940)	29,979	Ovintiv Inc	Goldman Sachs	408,234
(27,239)	Orchid Island	Bank of America	(2,860)					1,659	Ovintiv Inc	HSBC	17,901
	Capital Inc (REIT)	Merrill Lynch		(545)	OrthoPediatrics Corp	Barclays Bank	(921)	3,420	Ovintiv Inc	Morgan Stanley	28,283
(76,781)	Orchid Island	Barclays Bank	(3,455)	(5,095)	OrthoPediatrics Corp	Goldman Sachs	(13,196)	(1,883)	Owens & Minor Inc	Bank of America	659
	Capital Inc (REIT)			(549)	OrthoPediatrics Corp	HSBC	(2,057)			Merrill Lynch	
(66,253)	Orchid Island	Goldman Sachs	(6,957)	(6,155)	OrthoPediatrics Corp	Morgan Stanley	(10,402)	(7,580)	Owens & Minor Inc	Goldman Sachs	2,653
	Capital Inc (REIT)			(1,056)	Oshkosh Corp	Barclays Bank	740	(5,537)	Owens & Minor Inc	HSBC	7,608
(229,416)	Orchid Island	HSBC	(30,971)	6,797	Oshkosh Corp	Barclays Bank	12,931	(3,449)	Owens & Minor Inc	Morgan Stanley	(517)
	Capital Inc (REIT)			(2,260)	Oshkosh Corp	Goldman Sachs	816	1,117	Owens Corning	Bank of America	1,765
(30,355)	Orchid Island	Morgan Stanley	(1,366)	(10,000)	Oshkosh Corp	HSBC	(12,336)			Merrill Lynch	
	Capital Inc (REIT)			11,082	Oshkosh Corp	HSBC	13,631	5,430	Owens Corning	Barclays Bank	12,945
(2,272)	O'Reilly Automotive Inc	Barclays Bank	(145,158)	11,498	OSI Systems Inc	Barclays Bank	7,819	27,750	Owens Corning	Goldman Sachs	43,845
(1,230)	O'Reilly Automotive Inc	Goldman Sachs	(1,043)	4,397	OSI Systems Inc	Goldman Sachs	7,387	14,885	Owens Corning	Morgan Stanley	35,426
(1,396)	O'Reilly Automotive Inc	HSBC	(45,970)	24,337	OSI Systems Inc	Morgan Stanley	16,549	1,926	Oxford Industries Inc	Bank of America	9,476
(27,630)	Organogenesis	Barclays Bank	(1,934)	801	Otis Worldwide Corp	Bank of America	(873)			Merrill Lynch	
	Holdings Inc							2,706	Oxford Industries Inc	Barclays Bank	17,589
(14,502)	Organon & Co	Barclays Bank	(5,365)	3,350	Otis Worldwide Corp	Barclays Bank	1,005	2,537	Oxford Industries Inc	Goldman Sachs	12,482
(17,947)	Organon & Co	Goldman Sachs	(42,297)	32,705	Otis Worldwide Corp	Goldman Sachs	(3,311)	4,964	Oxford Industries Inc	HSBC	35,954
2,019	Orgenesis Inc	Bank of America	(464)	954	Otis Worldwide Corp	HSBC	275	1,160	Oxford Industries Inc	Morgan Stanley	7,540
		Merrill Lynch		1,891	Otis Worldwide Corp	Morgan Stanley	567	8,427	Oyster Point Pharma Inc	Goldman Sachs	(6,742)
7,279	Orgenesis Inc	Barclays Bank	2,766	(1,669)	Otter Tail Corp	Bank of America	(2,217)	3,594	Oyster Point Pharma Inc	HSBC	(4,205)
6,742	Orgenesis Inc	Goldman Sachs	(1,551)					6,392	PACCAR Inc	Bank of America	8,865
6,736	Orgenesis Inc	Morgan Stanley	2,560	(21,002)	Otter Tail Corp	Barclays Bank	(29,110)			Merrill Lynch	
(13,802)	ORIC Pharmaceuticals Inc	Barclays Bank	(3,036)	(7,390)	Otter Tail Corp	Goldman Sachs	(15,557)	21,630	PACCAR Inc	Barclays Bank	71,523
(11,856)	ORIC Pharmaceuticals Inc	Goldman Sachs	237	(1,814)	Otter Tail Corp	HSBC	(2,617)	16,728	PACCAR Inc	Goldman Sachs	34,460
4,118	Origin Bancorp Inc	Bank of America	5,889	(1,952)	Otter Tail Corp	Morgan Stanley	(1,269)	14,854	PACCAR Inc	HSBC	17,722
		Merrill Lynch		30,193	Ouster Inc	Bank of America	(4,404)	18,204	PACCAR Inc	Morgan Stanley	62,834
34,234	Origin Bancorp Inc	Barclays Bank	30,173					(836)	Pacific Biosciences of California Inc	Bank of America	(251)
35,539	Origin Bancorp Inc	Goldman Sachs	49,983	11,666	Ouster Inc	Barclays Bank	(992)	14,338	Pacific Biosciences of California Inc	Merrill Lynch	
24,579	Origin Bancorp Inc	HSBC	8,357	11,160	Ouster Inc	HSBC	(5,413)			Barclays Bank	2,129
7,452	Origin Bancorp Inc	Morgan Stanley	6,781	48,571	Outbrain Inc	Barclays Bank	1,457	6,258	Pacific Biosciences of California Inc	Goldman Sachs	1,877
70,084	Origin Materials Inc	Barclays Bank	18,923	12,194	Outbrain Inc	Goldman Sachs	2,561	(8,253)	Pacific Biosciences of California Inc	HSBC	(4,374)
(9,331)	Orion Energy Systems Inc	Barclays Bank	2,598	2,598	Outbrain Inc	HSBC	(6,547)			HSBC	2,920
(46,866)	Orion Engineered Carbons SA	Goldman Sachs	(79,204)	2,607	Outbrain Inc	Morgan Stanley	78	5,510	Pacific Biosciences of California Inc	HSBC	
	Orion Engineered Carbons SA	HSBC	(11,127)	10,329	Outfront Media Inc (REIT)	Bank of America	(2,025)				
(4,817)	Orion Engineered Carbons SA										
6,129	Orion Office Inc (REIT)	Bank of America	1,630	97,280	Outfront Media Inc (REIT)	Barclays Bank	39,109	(5,619)	Pacific Premier Bancorp Inc	Bank of America	(8,148)
		Merrill Lynch		64,640	Outfront Media Inc (REIT)	Goldman Sachs	(18,263)			Merrill Lynch	
22,889	Orion Office Inc (REIT)	Barclays Bank	6,867	87,424	Outfront Media Inc (REIT)	HSBC	(16,469)	(37,380)	Pacific Premier Bancorp Inc	Barclays Bank	(26,166)
(32,305)	Orion Office Inc (REIT)	Barclays Bank	(9,692)	12,381	Outfront Media Inc (REIT)	Morgan Stanley	4,334	(55,294)	Pacific Premier Bancorp Inc	Goldman Sachs	(75,441)
8,963	Orion Office Inc (REIT)	Goldman Sachs	2,609	(55,361)	Outlook Therapeutics Inc	Goldman Sachs	44,943			HSBC	(732)
(11,842)	Orion Office Inc (REIT)	Goldman Sachs	(5,210)	(34,682)	Outlook Therapeutics Inc	HSBC	24,534	(2,731)	Pacific Premier Bancorp Inc	Morgan Stanley	(1,912)
(14,621)	Orion Office Inc (REIT)	HSBC	(9,065)	(11,688)	Outlook Therapeutics Inc	Morgan Stanley	9,350				
1,873	Orion Office Inc (REIT)	Morgan Stanley	562	(6,984)	Outset Medical Inc	Barclays Bank	13,479	(2,616)	Pacific Premier Bancorp Inc	HSBC	
(25,247)	Omat Technologies Inc	Barclays Bank	(141,636)	(4,281)	Outset Medical Inc	Goldman Sachs	16,268				
(11,787)	Omat Technologies Inc	Goldman Sachs	(128,361)	(6,874)	Outset Medical Inc	HSBC	7,424	(2,678)	Pacira BioSciences Inc	Bank of America	(54)
(8,135)	Omat Technologies Inc	HSBC	(71,425)	(1,356)	Outset Medical Inc	Morgan Stanley	2,617	(5,331)	Pacira BioSciences Inc	Barclays Bank	(2,399)
(1,558)	Omat Technologies Inc	Morgan Stanley	(8,740)	(138,038)	Overseas Shipholding Group Inc 'A'	Bank of America	(12,423)	(753)	Pacira BioSciences Inc	Goldman Sachs	(15)
4,585	Ornstown Financial Services Inc	Bank of America	3,714	(25,219)	Overseas Shipholding Group Inc 'A'	Merrill Lynch		(914)	Pacira BioSciences Inc	HSBC	(3,702)
		Merrill Lynch						(4,528)	Pacira BioSciences Inc	Morgan Stanley	(2,038)
11,022	Ornstown Financial Services Inc	Barclays Bank	7,054					(6,798)	Packaging Corp of America	Barclays Bank	(27,396)
9,211	Ornstown Financial Services Inc	Goldman Sachs	7,461	(9,870)	Overseas Shipholding Group Inc 'A'	HSBC	(2,073)				
11,169	Ornstown Financial Services Inc	HSBC	7,801	1,516	Overstock.com Inc	Bank of America	4,760	(3,691)	Packaging Corp of America	Goldman Sachs	(5,278)
1,015	Ornstown Financial Services Inc	Morgan Stanley	650	9,123	Overstock.com Inc	Merrill Lynch		3,498	Packaging Corp of America	Goldman Sachs	(8,581)
8,937	Orthofix Medical Inc	Bank of America	(2,860)	8,568	Overstock.com Inc	HSBC	(18,335)	(9,974)	Packaging Corp of America	HSBC	38,001
		Merrill Lynch		(11,490)	Ovid therapeutics Inc	Barclays Bank	2,068				
20,762	Orthofix Medical Inc	Barclays Bank	3,322	(29,084)	Ovid therapeutics Inc	Goldman Sachs	9,889	(54,436)	Pactiv Evergreen Inc	Barclays Bank	(10,887)

ブラックロック・ストラテジック・ファンズ ブラックロック・アメリカズ・ダイバーシファイド・エクイティ・アブソルート・リターン・ファンド

保有高	銘柄	取引相手	未実現評価増益/(損) (米ドル)	保有高	銘柄	取引相手	未実現評価増益/(損) (米ドル)	保有高	銘柄	取引相手	未実現評価増益/(損) (米ドル)
(31,645)	Pactiv Evergreen Inc	Goldman Sachs	1,582	12,634	Paramount Group Inc (REIT)	Bank of America	3,411	1,300	PARTS iD Inc	Goldman Sachs	(1)
(3,875)	PacWest Bancorp	Barclays Bank	(3,836)			Merrill Lynch		8,472	PARTS iD Inc	Morgan Stanley	(551)
5,561	PacWest Bancorp	Barclays Bank	5,505	41,403	Paramount Group Inc (REIT)	Barclays Bank	12,421	(24,180)	Party City Holdco Inc	Barclays Bank	(1,934)
(48,772)	PacWest Bancorp	Goldman Sachs	(61,940)					(7,637)	Party City Holdco Inc	Goldman Sachs	153
15,865	PacWest Bancorp	Goldman Sachs	20,149	49,723	Paramount Group Inc (REIT)	Goldman Sachs	13,425	(13,800)	Party City Holdco Inc	HSBC	(3,036)
36,873	PacWest Bancorp	HSBC	(5,162)					5,521	Passage Bio Inc	Bank of America	635
12,151	PacWest Bancorp	Morgan Stanley	12,029	65,061	Paramount Group Inc (REIT)	HSBC	14,964			Merrill Lynch	
5,397	PagerDuty Inc	Bank of America	6,584					13,784	Passage Bio Inc	Barclays Bank	(1,172)
		Merrill Lynch		74,784	Paramount Group Inc (REIT)	Morgan Stanley	22,435	27,029	Passage Bio Inc	Goldman Sachs	3,108
40,208	PagerDuty Inc	Barclays Bank	46,240					6,061	Passage Bio Inc	HSBC	(1,182)
17,148	PagerDuty Inc	Goldman Sachs	20,921	(29,496)	Paratek Pharmaceuticals Inc	Goldman Sachs	3,245	8,630	Passage Bio Inc	Morgan Stanley	(734)
1,537	Pain Therapeutics Inc	Morgan Stanley	1,322	(15,672)	Paratek Pharmaceuticals Inc	Morgan Stanley	627	8,950	Patrick Industries Inc	Barclays Bank	3,849
(40,187)	Palantir Technologies Inc 'A'	Bank of America	(28,952)	6,914	Parades Biosciences Inc	Barclays Bank	(4,425)	3,858	Patrick Industries Inc	Goldman Sachs	(25,386)
		Merrill Lynch		8,617	Parades Biosciences Inc	Goldman Sachs	259	1,818	Patrick Industries Inc	HSBC	(17,016)
(21,481)	Palantir Technologies Inc 'A'	Barclays Bank	(16,003)	1,872	Parades Biosciences Inc (197)	HSBC	(1,853)	8,030	Patterson Cos Inc	Barclays Bank	(803)
						Bank of America	(18)	18,493	Patterson Cos Inc	Goldman Sachs	(2,034)
(50,787)	Palantir Technologies Inc 'A'	Goldman Sachs	(36,312)	(63,928)	Park Aerospace Corp	Barclays Bank	(18,539)	14,289	Patterson Cos Inc	HSBC	5,020
				(73,633)	Park Aerospace Corp	Goldman Sachs	(6,627)	8,075	Patterson Cos Inc	Morgan Stanley	(808)
(52,801)	Palantir Technologies Inc 'A'	Morgan Stanley	(39,337)	(45,376)	Park Aerospace Corp	HSBC	(13,159)	2,229	Patterson-UTI Energy Inc	Bank of America	8,403
				(16,426)	Park Aerospace Corp	Morgan Stanley	(4,764)			Merrill Lynch	
197	Palo Alto Networks Inc	Bank of America	4,437	(21,646)	Park City Group Inc	Bank of America	(14,070)	9,114	Patterson-UTI Energy Inc	Barclays Bank	22,238
		Merrill Lynch				Merrill Lynch		17,622	Patterson-UTI Energy Inc	Goldman Sachs	66,435
465	Palo Alto Networks Inc	Barclays Bank	1,419	(81,158)	Park City Group Inc	Barclays Bank	(17,043)	16,075	Patterson-UTI Energy Inc	HSBC	82,465
497	Palo Alto Networks Inc	Goldman Sachs	28,849	(5,136)	Park Hotels & Resorts Inc (REIT)	Merrill Lynch		(140,548)	PAVmed Inc	Barclays Bank	(1,405)
1,094	Palo Alto Networks Inc	HSBC	47,928			Bank of America	1,438	(6,200)	PAVmed Inc	HSBC	2,232
1,300	Palo Alto Networks Inc	Morgan Stanley	3,965	115,113	Park Hotels & Resorts Inc (REIT)	Barclays Bank	168,065	21,445	Paya Holdings Inc	Barclays Bank	(858)
(3,491)	Palomar Holdings Inc	Barclays Bank	(9,077)					4,699	Paya Holdings Inc	Goldman Sachs	3,477
(2,639)	Palomar Holdings Inc	Goldman Sachs	(11,849)	(11,996)	Park Hotels & Resorts Inc (REIT)	Barclays Bank	(17,514)	4,161	Paya Holdings Inc	HSBC	4,868
(1,102)	Palomar Holdings Inc	HSBC	(9,170)					18,000	Paya Holdings Inc	Morgan Stanley	(720)
(1,024)	PAM Transportation Services Inc	Barclays Bank	512	20,807	Park Hotels & Resorts Inc (REIT)	Goldman Sachs	(5,826)	4,045	Paychex Inc	Bank of America	9,859
				(3,563)	Park National Corp	Barclays Bank	(9,549)	5,489	Paychex Inc	Barclays Bank	18,073
(8,804)	PAM Transportation Services Inc	Morgan Stanley	4,402	(237)	Park National Corp	Goldman Sachs	(1,187)	15,734	Paychex Inc	Goldman Sachs	36,500
				(2,382)	Park National Corp	HSBC	(2,588)	4,524	Paychex Inc	HSBC	18,663
10,265	Pan American Silver Corp (Right)	Bank of America	103	(26,040)	Park National Corp	Morgan Stanley	(69,787)	3,377	Paychex Inc	Morgan Stanley	14,859
		Merrill Lynch		(11,201)	Parke Bancorp Inc	Bank of America	(9,633)	4,407	Paycom Software Inc	Barclays Bank	53,368
46,959	Pan American Silver Corp (Right)	Goldman Sachs	470					2,143	Paycom Software Inc	Goldman Sachs	14,315
				(20,690)	Parke Bancorp Inc	Barclays Bank	(10,759)	962	Paycom Software Inc	HSBC	6,080
21,553	Pan American Silver Corp (Right)	Morgan Stanley	216	(9,181)	Parke Bancorp Inc	Goldman Sachs	(7,896)	(1,089)	Paycor HCM Inc	Bank of America	341
				(904)	Parke Bancorp Inc	HSBC	(1,094)	(2,861)	Paycor HCM Inc	Barclays Bank	1,688
(48,986)	Pangaea Logistics Solutions Ltd	Barclays Bank	(8,817)	(9,235)	Parke Bancorp Inc	Morgan Stanley	(4,802)	(5,079)	Paycor HCM Inc	Goldman Sachs	(13,358)
				2,489	Parker Drilling Co	HSBC	622	(1,324)	Paycor HCM Inc	HSBC	(2,861)
(12,333)	Pangaea Logistics Solutions Ltd	Goldman Sachs	(16,033)	(1,277)	Parker-Hannifin Corp	Bank of America	(6,372)	3,170	Paylocity Holding Corp	Bank of America	36,582
						Merrill Lynch				Merrill Lynch	
(16,851)	Pangaea Logistics Solutions Ltd	HSBC	(33,533)	(3,182)	Parker-Hannifin Corp	Barclays Bank	(27,874)	2,783	Paylocity Holding Corp	Barclays Bank	17,477
				(2,048)	Parker-Hannifin Corp	Goldman Sachs	(10,496)	2,915	Paylocity Holding Corp	Goldman Sachs	29,012
5,099	Papa John's International Inc	Bank of America	29,471	(1,401)	Parker-Hannifin Corp	HSBC	(4,238)	1,254	Paylocity Holding Corp	HSBC	10,860
		Merrill Lynch		4,472	Parker-Hannifin Corp	Morgan Stanley	39,175	2,439	Paylocity Holding Corp	Morgan Stanley	13,009
9,108	Papa John's International Inc	Barclays Bank	85,889	(2,701)	Parker-Hannifin Corp	Goldman Sachs	(23,661)	2,726	PayPal Holdings Inc	Barclays Bank	7,715
				(4,823)	Park-Ohio Holdings Corp	Bank of America	(5,836)	2,013	PayPal Holdings Inc	Goldman Sachs	12,803
27,521	Papa John's International Inc	Goldman Sachs	153,842			Merrill Lynch		17,199	PayPal Holdings Inc	HSBC	77,052
				(7,585)	Park-Ohio Holdings Corp	Barclays Bank	(12,895)	64,462	Paysafe Ltd	Bank of America	27,326
8,121	Papa John's International Inc	HSBC	37,562	(1,848)	Park-Ohio Holdings Corp	Goldman Sachs	(2,236)			Merrill Lynch	
				(2,859)	Park-Ohio Holdings Corp	HSBC	(16,840)	108,732	Paysafe Ltd	Barclays Bank	28,271
6,866	Papa John's International Inc	Morgan Stanley	64,747	(2,215)	Park-Ohio Holdings Corp	Morgan Stanley	(3,766)	128,281	Paysafe Ltd	Goldman Sachs	64,140
				(1,120)	Parsons Corp	Bank of America	(1,154)	23,013	Paysafe Ltd	HSBC	6,674
(2,394)	Par Pacific Holdings Inc	Bank of America	(3,232)			Merrill Lynch		41,541	Paysafe Ltd	Morgan Stanley	10,801
		Merrill Lynch		(6,047)	Parsons Corp	Barclays Bank	(6,470)	(41,190)	Paysign Inc	Bank of America	(9,062)
(6,483)	Par Pacific Holdings Inc	Barclays Bank	(6,289)	(5,938)	Parsons Corp	Goldman Sachs	(6,116)			Merrill Lynch	
				(4,842)	Parsons Corp	HSBC	(17,141)	(17,193)	Paysign Inc	Barclays Bank	(3,439)
(12,601)	Par Pacific Holdings Inc	Goldman Sachs	(17,011)	(1,867)	Parsons Corp	Morgan Stanley	(1,998)	(4,817)	Paysign Inc	Goldman Sachs	(1,060)
(12,814)	Par Pacific Holdings Inc	HSBC	(41,902)	4,623	PARTS iD Inc	Bank of America	(2)	(11,281)	Paysign Inc	HSBC	(226)
(9,691)	PAR Technology Corp	Barclays Bank	(21,029)			Merrill Lynch		(15,724)	Paysign Inc	Morgan Stanley	(3,145)
(9,691)	PAR Technology Corp	Barclays Bank	(21,029)								
(3,103)	PAR Technology Corp	HSBC	(21,069)								
(3,103)	PAR Technology Corp	HSBC	(21,069)								
(3,103)	PAR Technology Corp	HSBC	(21,069)								
11,518	Paragon 28 Inc	Barclays Bank	10,597								
3,465	Paragon 28 Inc	HSBC	11,294								
				1,606	PARTS iD Inc	Barclays Bank	(104)				

ブラックロック・ストラテジック・ファンズ ブラックロック・アメリカズ・ダイバーシファイド・エクイティ・アブソルート・リターン・ファンド

保有高	銘柄	取引相手	未実現評価益/(損) (米ドル)	保有高	銘柄	取引相手	未実現評価益/(損) (米ドル)	保有高	銘柄	取引相手	未実現評価益/(損) (米ドル)
1,745	PBF Energy Inc 'A'	Bank of America Merrill Lynch	5,706	6,405	Poloton Interactive Inc 'A'	Goldman Sachs	(8,198)	(2,380)	Peoples Bancorp Inc	Bank of America Merrill Lynch	(2,356)
4,245	PBF Energy Inc 'A'	Barclays Bank	16,471	(12,017)	Poloton Interactive Inc 'A'	Goldman Sachs	10,413	(14,014)	Peoples Bancorp Inc	Barclays Bank	(7,147)
1,695	PBF Energy Inc 'A'	Goldman Sachs	5,543	1,678	Poloton Interactive Inc 'A'	HSBC	1,153	(29,652)	Peoples Bancorp Inc	Goldman Sachs	(29,355)
4,569	PBF Energy Inc 'A'	HSBC	25,908	(7,596)	Poloton Interactive Inc 'A'	HSBC	4,303	(15,281)	Peoples Bancorp Inc	HSBC	(9,780)
899	PC Connection Inc	Bank of America Merrill Lynch	(1,315)	1,827	Poloton Interactive Inc 'A'	Morgan Stanley	1,060	(32,287)	Peoples Bancorp Inc	Morgan Stanley	(16,466)
4,990	PC Connection Inc	Barclays Bank	3,892	2,612	Penn National Gaming Inc	Bank of America Merrill Lynch	2,637	(607)	Peoples Financial Services Corp	Bank of America Merrill Lynch	(1,499)
1,057	PC Connection Inc	HSBC	(2,703)	1,686	Penn National Gaming Inc	Barclays Bank	1,332	(5,551)	Peoples Financial Services Corp	Barclays Bank	(7,327)
23,407	PC Connection Inc	Morgan Stanley	18,257	5,576	Penn National Gaming Inc	Goldman Sachs	9,776	(2,652)	Peoples Financial Services Corp	Goldman Sachs	(6,550)
(1,110)	PCB Bancorp	Bank of America Merrill Lynch	(422)	5,074	Penn National Gaming Inc	HSBC	3,057	(1,872)	Peoples Financial Services Corp	Morgan Stanley	(2,471)
(15,194)	PCB Bancorp	Barclays Bank	(11,851)	2,310	Penn Virginia Corp	Bank of America Merrill Lynch	23,131	(2,847)	Peoples Financial Services Corp	Goldman Sachs	22,580
16,879	PCSB Financial Corp	Barclays Bank	26,500	626	Penn Virginia Corp	Barclays Bank	4,908	(19,485)	PepsiCo Inc	Barclays Bank	1,242
41,532	PCSB Financial Corp	Goldman Sachs	71,435	2,390	Penn Virginia Corp	Goldman Sachs	23,135	(6,599)	PepsiCo Inc	Goldman Sachs	44,548
14,856	PCSB Financial Corp	HSBC	17,976	3,334	Penn Virginia Corp	Morgan Stanley	26,139	(4,213)	PepsiCo Inc	HSBC	33,961
36,352	PCSB Financial Corp	Morgan Stanley	57,073	(3,444)	Pennant Group Inc	Bank of America Merrill Lynch	(3,754)	(1,903)	PepsiCo Inc	Morgan Stanley	—
(12,121)	PCTEL Inc	Bank of America Merrill Lynch	(727)	(4,447)	Pennant Group Inc	Barclays Bank	(4,669)	(41,870)	Perdoceo Education Corp	Barclays Bank	(23,866)
(16,023)	PCTEL Inc	Barclays Bank	(1,602)	(1,440)	Pennant Group Inc	Goldman Sachs	(1,570)	(7,756)	Perdoceo Education Corp	Goldman Sachs	(6,205)
(39,394)	PCTEL Inc	Goldman Sachs	(2,364)	(4,279)	Pennant Group Inc	HSBC	(24,818)	(23,043)	Perdoceo Education Corp	HSBC	(14,978)
(12,130)	PCTEL Inc	Morgan Stanley	(1,213)	(8,430)	Pennant Group Inc	Morgan Stanley	(8,852)	5,132	Perella Weinberg Partners	Bank of America Merrill Lynch	3,284
(6,773)	PDC Energy Inc	Bank of America Merrill Lynch	(93,860)	7,906	Penns Woods Bancorp Inc	Barclays Bank	3,716	44,514	Perella Weinberg Partners	Barclays Bank	28,489
(12,814)	PDC Energy Inc	Barclays Bank	(124,938)	3,598	Penns Woods Bancorp Inc	Morgan Stanley	1,691	24,965	Perella Weinberg Partners	Goldman Sachs	15,978
(30,483)	PDC Energy Inc	Goldman Sachs	(422,189)	(3,369)	PennyMac Financial Services Inc	Bank of America Merrill Lynch	(14,588)	14,139	Perella Weinberg Partners	HSBC	17,674
(4,228)	PDC Energy Inc	HSBC	(61,395)	(15,594)	PennyMac Financial Services Inc	Barclays Bank	(7,486)	8,920	Perella Weinberg Partners	Morgan Stanley	5,709
(2,940)	PDF Solutions Inc	Bank of America Merrill Lynch	853	(19,491)	PennyMac Financial Services Inc	Goldman Sachs	(84,396)	(6,468)	Perficient Inc	Barclays Bank	(6,856)
(8,046)	PDF Solutions Inc	Barclays Bank	(8,529)	(10,647)	PennyMac Financial Services Inc	HSBC	(25,020)	(2,968)	Perficient Inc	Goldman Sachs	(3,740)
(12,593)	PDF Solutions Inc	Goldman Sachs	3,652	(17,748)	PennyMac Financial Services Inc	Morgan Stanley	(8,519)	(3,151)	Perficient Inc	HSBC	(17,743)
(9,212)	PDF Solutions Inc	HSBC	(9,028)	(3,170)	PennyMac Mortgage Investment Trust (REIT)	Bank of America Merrill Lynch	(2,631)	(124)	Perficient Inc	Morgan Stanley	(131)
(4,930)	PDF Solutions Inc	Morgan Stanley	(5,226)	(52,892)	PennyMac Mortgage Investment Trust (REIT)	Barclays Bank	(20,099)	12,392	Performance Food Group Co	Bank of America Merrill Lynch	(2,141)
(337,585)	PDL BioPharma Inc*	Bank of America Merrill Lynch	486,460	(36,863)	PennyMac Mortgage Investment Trust (REIT)	Goldman Sachs	(30,596)	14,064	Performance Food Group Co	Barclays Bank	27,073
(46,279)	PDL BioPharma Inc*	Barclays Bank	66,688	(1,512)	PennyMac Mortgage Investment Trust (REIT)	Morgan Stanley	(575)	24,104	Performance Food Group Co	Goldman Sachs	(12,173)
(74,293)	PDL BioPharma Inc*	Goldman Sachs	107,056	12,788	Penske Automotive Group Inc	Barclays Bank	76,925	7,899	Performance Food Group Co	HSBC	(13,152)
(98,282)	PDL BioPharma Inc*	HSBC	141,624	(1,512)	Penske Automotive Group Inc	Goldman Sachs	(2,786)	7,597	Performance Food Group Co	Morgan Stanley	18,426
(141,740)	PDL BioPharma Inc*	Morgan Stanley	204,247	2,510	Penske Automotive Group Inc	HSBC	5,014	(2,590)	PerkinElmer Inc	Bank of America Merrill Lynch	(11,344)
(4,938)	PDS Biotechnology Corp	Barclays Bank	1,037	2,885	Penske Automotive Group Inc	HSBC	5,014	(5,846)	PerkinElmer Inc	Barclays Bank	(27,418)
(1,282)	Peapack-Gladstone Financial Corp	Bank of America Merrill Lynch	(2,602)	938	Penske Automotive Group Inc	Morgan Stanley	5,731	(13,124)	PerkinElmer Inc	Goldman Sachs	(65,328)
(1,464)	Peapack-Gladstone Financial Corp	Barclays Bank	(2,284)	20,132	Pentair Plc	Bank of America Merrill Lynch	12,699	(2,103)	PerkinElmer Inc	HSBC	(17,153)
(4,886)	Peapack-Gladstone Financial Corp	Goldman Sachs	(9,919)	(3,894)	Pentair Plc	Bank of America Merrill Lynch	312	(5,813)	PerkinElmer Inc	Morgan Stanley	(27,263)
(3,047)	Peapack-Gladstone Financial Corp	HSBC	(4,845)	12,691	Pentair Plc	Barclays Bank	5,159	56,750	Perrigo Co Plc	Barclays Bank	68,668
(4,787)	Peapack-Gladstone Financial Corp	Morgan Stanley	(7,468)	16,337	Pentair Plc	Goldman Sachs	(1,986)	38,814	Perrigo Co Plc	Goldman Sachs	94,318
(3,623)	Pebblebrook Hotel Trust (REIT)	Bank of America Merrill Lynch	942	(3,910)	Pentair Plc	Goldman Sachs	3,683	2,858	Perrigo Co Plc	Morgan Stanley	2,261
(20,779)	Pebblebrook Hotel Trust (REIT)	Barclays Bank	(27,220)	13,713	Pentair Plc	HSBC	4,463	26,998	Personalis Inc	Bank of America Merrill Lynch	(1,172)
(57,520)	Pebblebrook Hotel Trust (REIT)	Goldman Sachs	14,248	15,356	Pentair Plc	Morgan Stanley	1,880	26,998	Personalis Inc	Barclays Bank	810
(11,927)	Pebblebrook Hotel Trust (REIT)	HSBC	(6,415)	761	Penumbra Inc	Bank of America Merrill Lynch	5,662	39,123	Personalis Inc	Goldman Sachs	(16,040)
2,586	Pegasystems Inc	Barclays Bank	3,103	4,236	Penumbra Inc	Barclays Bank	22,578	30,075	Personalis Inc	HSBC	1,931
749	Pegasystems Inc	Goldman Sachs	(517)	4,556	Penumbra Inc	Goldman Sachs	33,896	7,707	Personalis Inc	Morgan Stanley	231
(8,589)	Pegasystems Inc	HSBC	139,142	2,071	Penumbra Inc	Morgan Stanley	11,038	(13,556)	PET Acquisition LLC 'A'	Goldman Sachs	33,483
1,075	Pegasystems Inc	HSBC	785					(6,090)	PET Acquisition LLC 'A'	Goldman Sachs	(15,042)
1,275	Pegasystems Inc	Morgan Stanley	1,530					5,345	PET Acquisition LLC 'A'	HSBC	(17,742)
8,486	Poloton Interactive Inc 'A'	Bank of America Merrill Lynch	(10,862)					(9,979)	PET Acquisition LLC 'A'	Morgan Stanley	(12,873)
								16,189	PetIQ Inc	Barclays Bank	39,015
								3,959	PetIQ Inc	Goldman Sachs	1,702
								2,800	PetIQ Inc	HSBC	560

ブラックロック・ストラテジック・ファンズ ブラックロック・アメリカズ・ダイバーシファイド・エクイティ・アブソルート・リターン・ファンド

保有高	銘柄	取引相手	未実現評価増益/(損) (米ドル)	保有高	銘柄	取引相手	未実現評価増益/(損) (米ドル)	保有高	銘柄	取引相手	未実現評価増益/(損) (米ドル)
(39,378)	PetMed Express Inc	Barclays Bank	(42,134)	8,289	Phillips Edison & Co Inc (REIT)	Goldman Sachs	8,123	(2,814)	Pinnacle West Capital Corp	HSBC	(9,427)
(2,936)	PetMed Express Inc	HSBC	(2,026)					13,909	Pinnacle West Capital Corp	Morgan Stanley	33,521
(19,748)	Pfizer Inc	Barclays Bank	15,996	(10,029)	Phillips Edison & Co Inc (REIT)	HSBC	(12,876)	(16,785)	Pinterest Inc 'A'	Goldman Sachs	26,856
(8,779)	Pfizer Inc	Goldman Sachs	(12,290)					(16,924)	Pinterest Inc 'A'	HSBC	5,835
(10,569)	Pfizer Inc	HSBC	(15,408)	13,556	Phillips Edison & Co Inc (REIT)	HSBC	37,200	(42,101)	Pinterest Inc 'A'	Morgan Stanley	113,673
(5,715)	Pfizer Inc	Morgan Stanley	4,629					(3,203)	Pioneer Bancorp Inc	Goldman Sachs	(993)
(30,870)	PFSweb Inc	Bank of America	(6,483)	(41,731)	Phillips Edison & Co Inc (REIT)	Morgan Stanley	(66,282)	(94,050)	Pioneer Bancorp Inc	Morgan Stanley	(15,989)
		Merrill Lynch						(243)	Pioneer Natural Resources Co	Bank of America	(3,888)
(7,885)	PFSweb Inc	Goldman Sachs	(1,656)	(6,316)	Photonics Inc	Barclays Bank	(36,633)		Resources Co	Merrill Lynch	
(13,124)	PG&E Corp	Bank of America	(4,397)	(19,408)	Photonics Inc	Goldman Sachs	(112,760)	(9,591)	Pioneer Natural Resources Co	Barclays Bank	(122,573)
		Merrill Lynch		4,193	Phreesia Inc	Bank of America	11,111				
(230,722)	PG&E Corp	Goldman Sachs	(77,292)					(3,701)	Pioneer Natural Resources Co	Goldman Sachs	(54,108)
(56,647)	PG&E Corp	Morgan Stanley	(3,116)	5,355	Phreesia Inc	Barclays Bank	7,604				
11,078	PGT Innovations Inc	Barclays Bank	8,641	6,727	Phreesia Inc	Goldman Sachs	17,827	(2,288)	Pioneer Natural Resources Co	HSBC	(74,832)
26,062	PGT Innovations Inc	Goldman Sachs	38,832	6,224	Phreesia Inc	HSBC	12,012				
26,845	PGT Innovations Inc	HSBC	60,670	4,076	Phreesia Inc	Morgan Stanley	5,788	(355)	Pioneer Natural Resources Co	Morgan Stanley	(4,537)
27,840	PhaseBio Pharmaceuticals Inc	Barclays Bank	(476)	(31,171)	PHX Minerals Inc	Bank of America	(1,559)				
								8,203	Piper Sandler Cos	Barclays Bank	47,331
20,545	PhaseBio Pharmaceuticals Inc	Morgan Stanley	(351)	(17,887)	PHX Minerals Inc	Barclays Bank	(4,293)	5,435	Piper Sandler Cos	Goldman Sachs	12,664
				(11,531)	PHX Minerals Inc	Goldman Sachs	(577)	4,387	Piper Sandler Cos	HSBC	(4,650)
4,152	Phathom Pharmaceuticals Inc	Bank of America	(3,571)	(2,276)	PHX Minerals Inc	HSBC	(569)	(8,913)	Pitney Bowes Inc	Bank of America	(178)
		Merrill Lynch		66,516	Physicians Realty Trust (REIT)	Barclays Bank	35,254				
3,612	Phathom Pharmaceuticals Inc	Barclays Bank	(3,901)					(54,663)	Pitney Bowes Inc	Barclays Bank	1,640
				89,197	Physicians Realty Trust (REIT)	Goldman Sachs	74,926	(14,330)	Pitney Bowes Inc	Goldman Sachs	(287)
4,915	Phathom Pharmaceuticals Inc	Goldman Sachs	(4,227)	39,341	Physicians Realty Trust (REIT)	HSBC	30,686	(77,185)	Pitney Bowes Inc	HSBC	10,806
3,935	Phathom Pharmaceuticals Inc	HSBC	(6,296)	68,219	Piedmont Office Realty Trust Inc 'A' (REIT)	Barclays Bank	12,279	(40,175)	Pixelworks Inc	Barclays Bank	(5,625)
2,499	Phathom Pharmaceuticals Inc	Morgan Stanley	(2,699)					(15,935)	Pixelworks Inc	Goldman Sachs	(159)
				99,593	Piedmont Office Realty Trust Inc 'A' (REIT)	Goldman Sachs	(30,341)	(9,939)	Pixelworks Inc	Morgan Stanley	(1,391)
4,341	Phibro Animal Health Corp 'A'	Bank of America	4,211	37,401	Piedmont Office Realty Trust Inc 'A' (REIT)	HSBC	(12,404)	3,689	PJT Partners Inc 'A'	Bank of America	13,612
17,133	Phibro Animal Health Corp 'A'	Barclays Bank	19,874					608	PJT Partners Inc 'A'	Merrill Lynch	
18,256	Phibro Animal Health Corp 'A'	Goldman Sachs	17,708	3,230	Pieris Pharmaceuticals Inc	Bank of America	145	15,071	PJT Partners Inc 'A'	Barclays Bank	1,411
								2,204	PJT Partners Inc 'A'	Goldman Sachs	56,215
11,309	Phibro Animal Health Corp 'A'	HSBC	13,797	33,189	Pieris Pharmaceuticals Inc	Barclays Bank	(498)	(3,232)	Planet Fitness Inc 'A'	Bank of America	(6,143)
3,358	Phibro Animal Health Corp 'A'	Morgan Stanley	3,895	31,703	Pieris Pharmaceuticals Inc	Goldman Sachs	1,427				
(8,655)	Philip Morris International Inc	Bank of America	4,377	20,185	Pieris Pharmaceuticals Inc	HSBC	(8,579)	1,197	Planet Fitness Inc 'A'	Merrill Lynch	(2,155)
(9,350)	Philip Morris International Inc	Merrill Lynch		3,890	Pieris Pharmaceuticals Inc	Morgan Stanley	(58)	(1,125)	Planet Fitness Inc 'A'	Barclays Bank	(3,870)
(1,319)	Philip Morris International Inc	Goldman Sachs	4,128	(7,415)	Pilgrim's Pride Corp	Barclays Bank	(18,538)	1,964	Planet Fitness Inc 'A'	Barclays Bank	6,756
				(871)	Pilgrim's Pride Corp	Goldman Sachs	92	(8,338)	Planet Fitness Inc 'A'	Goldman Sachs	1,270
(8,217)	Philip Morris International Inc	HSBC	(52,681)	(833)	Pilgrim's Pride Corp	HSBC	(1,272)	(5,305)	Planet Fitness Inc 'A'	HSBC	(9,913)
(1,974)	Philip Morris International Inc	Morgan Stanley	2,474	(5,795)	Pilgrim's Pride Corp	Morgan Stanley	(14,488)	1,195	Planet Fitness Inc 'A'	HSBC	1,434
				(3,995)	Ping Identity Holding Corp	Bank of America	200	(2,033)	Planet Fitness Inc 'A'	Morgan Stanley	(6,994)
2,779	Phillips 66	Bank of America	11,868	(6,329)	Ping Identity Holding Corp	Merrill Lynch		1,027	Planet Fitness Inc 'A'	Morgan Stanley	3,533
6,971	Phillips 66	Barclays Bank	57,232	(11,029)	Ping Identity Holding Corp	Goldman Sachs	918	16,146	PlayAGS Inc	Barclays Bank	9,688
26,788	Phillips 66	Goldman Sachs	166,353	(27,653)	Ping Identity Holding Corp	HSBC	15,113	17,779	PlayAGS Inc	Goldman Sachs	5,867
(9,910)	Phillips Edison & Co Inc (REIT)	Bank of America	(4,272)	(3,617)	Ping Identity Holding Corp	Morgan Stanley	470	33,600	PlayAGS Inc	HSBC	(6,720)
3,405	Phillips Edison & Co Inc (REIT)	Bank of America	3,337	11,959	Pinnacle Financial Partners Inc	Bank of America	72,324	2,316	PlayAGS Inc	Morgan Stanley	1,390
(22,139)	Phillips Edison & Co Inc (REIT)	Barclays Bank	(36,086)	16,155	Pinnacle Financial Partners Inc	Barclays Bank	51,373	(8,821)	PlayAGS Inc	HSBC	(5,868)
9,983	Phillips Edison & Co Inc (REIT)	Barclays Bank	16,272	(4,621)	Pinnacle West Capital Corp	Bank of America	(17,883)	(8,225)	Playstudios Inc	Morgan Stanley	(1,810)
(20,489)	Phillips Edison & Co Inc (REIT)	Goldman Sachs	(20,935)					11,341	Playtika Holding Corp	Barclays Bank	10,831
				3,973	Pinnacle West Capital Corp	Barclays Bank	9,575	(4,056)	Playtika Holding Corp	Barclays Bank	(3,873)
				(7,306)	Pinnacle West Capital Corp	Barclays Bank	(17,607)	4,394	Playtika Holding Corp	Morgan Stanley	5,221
				34,417	Pinnacle West Capital Corp	Goldman Sachs	133,194	(22,363)	PLBY Group Inc	Bank of America	(7,156)
										Merrill Lynch	
								(5,294)	PLBY Group Inc	Barclays Bank	1,429
				10,625	Pinnacle Financial Partners Inc	HSBC	43,881	(8,631)	Plexus Corp	Morgan Stanley	1,325
				9,551	Pinnacle Financial Partners Inc	Morgan Stanley	30,373	7,061	Pliant Therapeutics Inc	Bank of America	6,567
				(4,621)	Pinnacle West Capital Corp	Bank of America	(17,883)			Merrill Lynch	
								11,519	Pliant Therapeutics Inc	Barclays Bank	8,063
								35,847	Pliant Therapeutics Inc	Goldman Sachs	33,338
								18,070	Pliant Therapeutics Inc	HSBC	21,142
								9,002	Pliant Therapeutics Inc	Morgan Stanley	6,301

ブラックロック・ストラテジック・ファンズ ブラックロック・アメリカズ・ダイバーシファイド・エクイティ・アブソルート・リターン・ファンド

保有高	銘柄	取引相手	未実現評価益/(損) (米ドル)	保有高	銘柄	取引相手	未実現評価益/(損) (米ドル)	保有高	銘柄	取引相手	未実現評価益/(損) (米ドル)
(23,695)	Plug Power Inc	Bank of America Merrill Lynch	(93,951)	8,139	Portland General Electric Co	Bank of America Merrill Lynch	6,626	37,390	Precision BioSciences Inc	Goldman Sachs	(2,430)
(32,201)	Plug Power Inc	Barclays Bank	(70,905)	94,231	Portland General Electric Co	Barclays Bank	16,019	8,443	Precision BioSciences Inc	HSBC	(380)
(5,923)	Plug Power Inc	Goldman Sachs	(23,485)	60,077	Portland General Electric Co	Goldman Sachs	63,081	12,135	Precision BioSciences Inc	Morgan Stanley	303
(5,929)	Plug Power Inc	Morgan Stanley	(10,820)	4,213	Portland General Electric Co	HSBC	5,098	(6,693)	Preferred Bank	Barclays Bank	(11,043)
(5,196)	Plumas Bancorp	Bank of America Merrill Lynch	20,836	43,195	Portland General Electric Co	Morgan Stanley	5,964	(6,224)	Preferred Bank	Goldman Sachs	(11,141)
(530)	Plumas Bancorp	Barclays Bank	1,081	29,428	Posida Therapeutics Inc	Barclays Bank	1,177	(676)	Preferred Bank	HSBC	(189)
(1,764)	Plumas Bancorp	Morgan Stanley	3,599	11,662	Posida Therapeutics Inc	Goldman Sachs	(583)	519	Preformed Line Products Co	Barclays Bank	581
(9,149)	PLx Pharma Inc	Barclays Bank	3,202	10,072	Posida Therapeutics Inc	Morgan Stanley	403	374	Preformed Line Products Co	Goldman Sachs	629
4,650	Plymouth Industrial Inc (REIT)	Bank of America Merrill Lynch	(6,138)	(19,701)	Post Holdings Inc	Barclays Bank	(65,999)	4,287	Preformed Line Products Co	Morgan Stanley	4,801
4,636	Plymouth Industrial Inc (REIT)	Barclays Bank	3,384	(8,772)	Post Holdings Inc	Goldman Sachs	(13,936)	6,586	Prelude Therapeutics Inc	Bank of America Merrill Lynch	(1,185)
13,530	Plymouth Industrial Inc (REIT)	Goldman Sachs	(17,860)	(6,848)	Post Holdings Inc	HSBC	(21,436)	4,060	Prelude Therapeutics Inc	Barclays Bank	122
38,064	Plymouth Industrial Inc (REIT)	HSBC	(32,354)	(50,439)	Potbelly Corp	Bank of America Merrill Lynch	11,097	5,062	Prelude Therapeutics Inc	Goldman Sachs	(911)
1,006	Plymouth Industrial Inc (REIT)	Morgan Stanley	734	(1,626)	Potbelly Corp	HSBC	959	9,408	Prelude Therapeutics Inc	HSBC	5,174
7,888	PMV Pharmaceuticals Inc	Bank of America Merrill Lynch	8,913	(18,477)	Potbelly Corp	Morgan Stanley	2,402	723	Prelude Therapeutics Inc	Morgan Stanley	22
6,656	PMV Pharmaceuticals Inc	Barclays Bank	(8,120)	7,707	PotlatchDeltic Corp (REIT)	Barclays Bank	(1,002)	41,397	Premier Financial Corp	Bank of America Merrill Lynch	27,736
8,015	PMV Pharmaceuticals Inc	Goldman Sachs	9,057	8,705	PotlatchDeltic Corp (REIT)	Goldman Sachs	8,357	18,567	Premier Financial Corp	Barclays Bank	8,726
6,127	PNM Resources Inc	Barclays Bank	2,451	24,884	PotlatchDeltic Corp (REIT)	HSBC	(6,354)	31,230	Premier Financial Corp	Goldman Sachs	20,924
35,939	PNM Resources Inc	HSBC	58,932	(1,341)	Powell Industries Inc	Bank of America Merrill Lynch	(577)	7,966	Premier Financial Corp	HSBC	2,629
13,412	Point Biopharma Global Inc	Barclays Bank	20,923	(3,505)	Powell Industries Inc	Barclays Bank	(1,753)	2,283	Premier Financial Corp	Morgan Stanley	1,073
7,521	Point Biopharma Global Inc	Goldman Sachs	22,864	(8,975)	Powell Industries Inc	Goldman Sachs	(3,859)	(9,649)	Premier Inc 'A'	Bank of America Merrill Lynch	(4,843)
2,988	Point Biopharma Global Inc	Morgan Stanley	4,661	(989)	Powell Industries Inc	HSBC	(1,226)	16,363	Premier Inc 'A'	Barclays Bank	(597)
(2,233)	Polaris Inc	Bank of America Merrill Lynch	(15,701)	9,870	Power Integrations Inc	Bank of America Merrill Lynch	11,351	(14,386)	Premier Inc 'A'	Goldman Sachs	(7,049)
(13,185)	Polaris Inc	Barclays Bank	(52,081)	3,700	Power Integrations Inc	Barclays Bank	5,167	(26,223)	Premier Inc 'A'	HSBC	(30,096)
(1,291)	Polaris Inc	Goldman Sachs	8,796	7,045	Power Integrations Inc	Goldman Sachs	8,101	(25,649)	Premier Inc 'A'	Morgan Stanley	(4,827)
(5,295)	Polaris Inc	HSBC	(1,190)	11,936	Power Integrations Inc	HSBC	40,490	25,910	Prestige Consumer Healthcare Inc	Barclays Bank	(21,505)
(4,639)	Polaris Inc	Morgan Stanley	(18,325)	20,084	Power Integrations Inc	Morgan Stanley	31,733	1,759	Prestige Consumer Healthcare Inc	Goldman Sachs	(2,762)
(1,832)	PolarityTE Inc	Morgan Stanley	(73)	(10,778)	Powerfleet Inc	Bank of America Merrill Lynch	(754)	2,704	Prestige Consumer Healthcare Inc	HSBC	(5,435)
7,758	PolyMet Mining Corp	Bank of America Merrill Lynch	388	(37,316)	Powerfleet Inc	Barclays Bank	(746)	1,045	PriceSmart Inc	Bank of America Merrill Lynch	(637)
15,394	PolyMet Mining Corp	Barclays Bank	(308)	(17,161)	Powerfleet Inc	Goldman Sachs	(1,201)	8,610	PriceSmart Inc	Barclays Bank	24,022
34,064	PolyMet Mining Corp	Goldman Sachs	1,703	(11,752)	Powerfleet Inc	HSBC	6,464	7,722	PriceSmart Inc	Goldman Sachs	(4,710)
8,324	PolyMet Mining Corp	HSBC	1,415	(9,519)	Powerfleet Inc	Morgan Stanley	(190)	5,407	PriceSmart Inc	HSBC	598
8,352	Potter Financial Group Inc	Goldman Sachs	1,545	(1,328)	PowerSchool Holdings Inc 'A'	Barclays Bank	(903)	2,377	PriceSmart Inc	Morgan Stanley	6,632
81	Pool Corp	Bank of America Merrill Lynch	(151)	(16,885)	PowerSchool Holdings Inc 'A'	HSBC	7,261	(460)	Primerica Inc	Bank of America Merrill Lynch	(1,187)
557	Pool Corp	Barclays Bank	(3,036)	2,086	PPG Industries Inc	Bank of America Merrill Lynch	11,035	(15,040)	Primerica Inc	Barclays Bank	(52,941)
1,888	Pool Corp	HSBC	(291)	11,279	PPG Industries Inc	Barclays Bank	33,273	(10,783)	Primerica Inc	Goldman Sachs	(27,820)
1,714	Popular Inc	Bank of America Merrill Lynch	5,416	6,722	PPG Industries Inc	Goldman Sachs	35,559	(6,652)	Primerica Inc	HSBC	(49,823)
15,639	Popular Inc	Barclays Bank	26,223	368	PPG Industries Inc	HSBC	(508)	(3,610)	Primerica Inc	Morgan Stanley	(12,707)
15,089	Popular Inc	HSBC	29,613	18,841	PPG Industries Inc	Morgan Stanley	55,581	(33,283)	Primis Financial Corp	Bank of America Merrill Lynch	(13,979)
1,826	Popular Inc	Morgan Stanley	3,524	(14,305)	PPL Corp	Bank of America Merrill Lynch	(16,880)	(40,442)	Primis Financial Corp	Barclays Bank	(11,324)
(7,621)	Porch Group Inc	Bank of America Merrill Lynch	(533)	21,017	PRA Group Inc	Barclays Bank	210	(27,744)	Primis Financial Corp	Goldman Sachs	(11,652)
(11,744)	Porch Group Inc	Barclays Bank	804	(54,657)	PPL Corp	Goldman Sachs	(64,495)	(4,252)	Primis Financial Corp	HSBC	(1,092)
(23,651)	Porch Group Inc	Goldman Sachs	(1,656)	(136,404)	PPL Corp	HSBC	(186,873)	(7,838)	Primis Financial Corp	Morgan Stanley	(2,195)
983	Portage Biotech Inc	Bank of America Merrill Lynch	3,509	(129,333)	PPL Corp	Morgan Stanley	(76,306)	31,550	Primo Water Corp	Bank of America Merrill Lynch	3,471
5,655	Portage Biotech Inc	Barclays Bank	4,694	21,017	PRA Group Inc	Barclays Bank	210	47,636	Primo Water Corp	Barclays Bank	16,196
1,291	Portage Biotech Inc	Goldman Sachs	4,609	16,677	PRA Group Inc	Goldman Sachs	(14,175)	21,501	Primo Water Corp	Goldman Sachs	2,365
1,378	Portage Biotech Inc	HSBC	5,595	1,385	PRA Group Inc	Morgan Stanley	14	21,584	Primo Water Corp	HSBC	5,180
3,044	Portage Biotech Inc	Morgan Stanley	2,527	(5,649)	Praxis Precision Medicines Inc	Barclays Bank	6,609	22,633	Primo Water Corp	Morgan Stanley	7,695
				(22,687)	Precigen Inc	Barclays Bank	(2,496)	4,602	Primoris Services Corp	Bank of America Merrill Lynch	5,292
				25,178	Precision BioSciences Inc	Bank of America Merrill Lynch	(1,637)	4,532	Primoris Services Corp	Barclays Bank	2,719
				49,459	Precision BioSciences Inc	Barclays Bank	1,236	10,679	Primoris Services Corp	Goldman Sachs	12,281
								2,615	Primoris Services Corp	HSBC	2,092

ブラックロック・ストラテジック・ファンズ ブラックロック・アメリカズ・ダイバーシファイド・エクイティ・アブソルート・リターン・ファンド

保有高	銘柄	取引相手	未実現評価増益/(損) (米ドル)	保有高	銘柄	取引相手	未実現評価増益/(損) (米ドル)	保有高	銘柄	取引相手	未実現評価増益/(損) (米ドル)
(5,625)	Principal Financial Group Inc	Bank of America Merrill Lynch	(12,507)	(28,790)	Progy Inc	HSBC	(31,615)	(2,571)	Prudential Bancorp Inc	Morgan Stanley	(411)
2,594	Principal Financial Group Inc	Bank of America Merrill Lynch	6,148	25,646	Prologis Inc (REIT)	Barclays Bank	150,286	21,494	Prudential Financial Inc	Bank of America Merrill Lynch	102,035
(59,795)	Principal Financial Group Inc	Barclays Bank	(104,470)	(2,052)	Prologis Inc (REIT)	Goldman Sachs	(10,473)	21,542	Prudential Financial Inc	Barclays Bank	88,322
3,440	Principal Financial Group Inc	Barclays Bank	6,605	(1,284)	Prologis Inc (REIT)	HSBC	7,743	(27,031)	Prudential Financial Inc	Barclays Bank	(110,827)
(414)	Principal Financial Group Inc	Goldman Sachs	(981)	7,528	Prologis Inc (REIT)	Morgan Stanley	44,114	10,556	Prudential Financial Inc	Goldman Sachs	47,958
24,130	Principal Financial Group Inc	Goldman Sachs	57,188	(3,639)	Prologis Inc (REIT)	Morgan Stanley	(21,325)	(18,550)	Prudential Financial Inc	HSBC	10,305
(13,787)	Principal Financial Group Inc	HSBC	(24,321)	(2,958)	Prometheus Biosciences Inc	Goldman Sachs	8,164	2,760	Prudential Financial Inc	Morgan Stanley	11,316
(4,853)	Principal Financial Group Inc	Morgan Stanley	(10,656)	(4,175)	Prometheus Biosciences Inc	HSBC	(16,241)	(3,257)	Prudential Financial Inc	Morgan Stanley	(10,884)
2,726	Principal Financial Group Inc	Morgan Stanley	5,234	(1,292)	Prometheus Biosciences Inc	Morgan Stanley	2,364	(18,550)	pSivida Corp	Barclays Bank	(2,597)
(4,456)	Priority Technology Holdings Inc	Barclays Bank	446	15,028	ProPetro Holding Corp	Bank of America Merrill Lynch	7,624	(1,386)	pSivida Corp	HSBC	(305)
8,587	Privia Health Group Inc	Bank of America Merrill Lynch	12,194	(13,787)	ProPetro Holding Corp	Barclays Bank	30,611	(1,231)	pSivida Corp	Morgan Stanley	(172)
8,441	Privia Health Group Inc	Barclays Bank	3,630	(4,853)	ProPetro Holding Corp	Goldman Sachs	8,698	(424)	PTC Inc	Bank of America Merrill Lynch	(3,229)
4,995	Privia Health Group Inc	HSBC	21,728	(4,853)	ProPetro Holding Corp	HSBC	9,400	(6,032)	PTC Inc	Barclays Bank	(23,042)
(16,178)	ProAssurance Corp	Bank of America Merrill Lynch	(28,635)	23,952	ProPetro Holding Corp	Morgan Stanley	22,994	(3,873)	PTC Inc	Goldman Sachs	(30,209)
(15,588)	ProAssurance Corp	Barclays Bank	(12,938)	(1,896)	PROS Holdings Inc	Bank of America Merrill Lynch	1,192	(2,100)	PTC Inc	HSBC	(18,755)
(9,456)	ProAssurance Corp	Goldman Sachs	(16,737)	(2,635)	PROS Holdings Inc	Barclays Bank	660	(1,379)	PTC Inc	Morgan Stanley	(5,268)
(21,229)	ProAssurance Corp	HSBC	46,279	(961)	PROS Holdings Inc	Goldman Sachs	638	1,021	PTC Therapeutics Inc	Bank of America Merrill Lynch	(878)
(1,378)	PROCEPT BioRobotics Corp	Morgan Stanley	(3,335)	(8,334)	PROS Holdings Inc	HSBC	(3,475)	6,995	PTC Therapeutics Inc	Barclays Bank	(15,879)
(4,682)	Procore Technologies Inc	Bank of America Merrill Lynch	(13,485)	(1,165)	PROS Holdings Inc	Morgan Stanley	967	4,731	PTC Therapeutics Inc	Goldman Sachs	(4,069)
(3,954)	Procore Technologies Inc	Barclays Bank	(15,658)	(14,926)	Prosperity Bancshares Inc	Bank of America Merrill Lynch	(45,667)	10,397	PTC Therapeutics Inc	HSBC	(9,669)
(14,574)	Procore Technologies Inc	Goldman Sachs	(41,973)	(35,720)	Prosperity Bancshares Inc	Barclays Bank	(50,590)	2,956	PTC Therapeutics Inc	Morgan Stanley	(6,710)
(24,710)	Procore Technologies Inc	HSBC	(21,931)	(18,793)	Prosperity Bancshares Inc	Goldman Sachs	(77,866)	(19,822)	Public Service Enterprise Group Inc	Bank of America Merrill Lynch	(4,163)
(1,447)	Procore Technologies Inc	Morgan Stanley	(5,730)	(16,137)	Prosperity Bancshares Inc	HSBC	(30,067)	(43,882)	Public Service Enterprise Group Inc	Morgan Stanley	439
18,444	Procter & Gamble Co	Barclays Bank	25,822	(8,112)	Prosperity Bancshares Inc	Morgan Stanley	(10,627)	(17,459)	Public Service Enterprise Group Inc	Goldman Sachs	(3,666)
(18,916)	Procter & Gamble Co	Barclays Bank	(26,482)	(10,391)	Protagonist Therapeutics Inc	Barclays Bank	(9,456)	(17,459)	Public Service Enterprise Group Inc	HSBC	(5,268)
1,481	Procter & Gamble Co	Goldman Sachs	(6,168)	(10,054)	Protagonist Therapeutics Inc	Goldman Sachs	(1,508)	(17,375)	Public Service Enterprise Group Inc	HSBC	6,449
(11,254)	Procter & Gamble Co	Goldman Sachs	39,099	(8,225)	Protagonist Therapeutics Inc	HSBC	658	(17,375)	Public Service Enterprise Group Inc	HSBC	6,449
3,298	Procter & Gamble Co	HSBC	(30,210)	1,998	Protara Therapeutics Inc	Barclays Bank	579	(34,818)	Public Service Enterprise Group Inc	Morgan Stanley	523
6,592	Procter & Gamble Co	Morgan Stanley	9,229	3,446	Protara Therapeutics Inc	HSBC	1,137	(34,818)	Public Service Enterprise Group Inc	Morgan Stanley	523
(16,022)	Professional Holding Corp	Barclays Bank	961	(6,530)	Prothena Corp Plc	Barclays Bank	(8,489)	7,436	Public Storage (REIT)	Barclays Bank	94,363
(2,606)	Professional Holding Corp	Goldman Sachs	(756)	(3,351)	Prothena Corp Plc	Goldman Sachs	(5,576)	1,778	Public Storage (REIT)	Goldman Sachs	24,216
(3,511)	Professional Holding Corp	Morgan Stanley	211	(4,866)	Prothena Corp Plc	HSBC	(5,056)	7,081	Public Storage (REIT)	Morgan Stanley	89,858
1,163	PROG Holdings Inc	Bank of America Merrill Lynch	2,535	(4,496)	Prothena Corp Plc	Morgan Stanley	(5,845)	(2,190)	Pulmonox Corp	Bank of America Merrill Lynch	(701)
31,330	PROG Holdings Inc	Barclays Bank	84,904	1,473	Proto Labs Inc	Bank of America Merrill Lynch	7,439	(2,190)	Pulmonox Corp	Bank of America Merrill Lynch	(701)
1,261	PROG Holdings Inc	Goldman Sachs	2,427	4,536	Proto Labs Inc	Barclays Bank	2,830	(5,334)	Pulmonox Corp	Barclays Bank	7,308
4,859	PROG Holdings Inc	HSBC	4,705	6,565	Proto Labs Inc	Goldman Sachs	33,153	(3,603)	Pulmonox Corp	Goldman Sachs	(1,153)
7,736	PROG Holdings Inc	Morgan Stanley	17,938	1,858	Proto Labs Inc	Morgan Stanley	1,003	(1,930)	Pulmonox Corp	HSBC	(4,478)
2,298	Progress Software Corp	Bank of America Merrill Lynch	2,068	10,254	Prevention Bio Inc	Barclays Bank	513	(1,697)	Pulmonox Corp	Morgan Stanley	2,325
20,142	Progress Software Corp	Barclays Bank	17,281	8,533	Prevention Bio Inc	Goldman Sachs	(1,451)	(862)	Pulse Biosciences Inc	Bank of America Merrill Lynch	—
6,050	Progress Software Corp	HSBC	4,140	11,070	Provident Bancorp Inc	Barclays Bank	1,328	(862)	Pulse Biosciences Inc	Bank of America Merrill Lynch	—
(3,466)	Progressive Corp	Bank of America Merrill Lynch	(31,055)	(6,771)	Provident Financial Holdings Inc	Bank of America Merrill Lynch	(1,659)	(862)	Pulse Biosciences Inc	Bank of America Merrill Lynch	—
(16,504)	Progressive Corp	Barclays Bank	(95,228)	(17,179)	Provident Financial Holdings Inc	Barclays Bank	(6,614)	(22,608)	Pulse Biosciences Inc	Barclays Bank	(7,687)
(20,046)	Progressive Corp	Goldman Sachs	(179,612)	(18,189)	Provident Financial Holdings Inc	Goldman Sachs	(4,456)	(22,608)	Pulse Biosciences Inc	Barclays Bank	—
(7,959)	Progressive Corp	HSBC	(79,272)	(11,112)	Provident Financial Services Inc	Bank of America Merrill Lynch	(13,112)	(8,313)	Pulse Biosciences Inc	Goldman Sachs	—
(607)	Progy Inc	Bank of America Merrill Lynch	1,275	(49,076)	Provident Financial Services Inc	Barclays Bank	(20,612)	(8,732)	Pulse Biosciences Inc	HSBC	1,496
(14,019)	Progy Inc	Barclays Bank	7,710	(10,635)	Provident Financial Services Inc	Goldman Sachs	(28,682)	(8,732)	Pulse Biosciences Inc	HSBC	—
(19,711)	Progy Inc	Goldman Sachs	41,393	(2,987)	Provident Financial Services Inc	Morgan Stanley	(1,255)	(8,732)	Pulse Biosciences Inc	Morgan Stanley	(2,969)
				(51,019)	Prudential Bancorp Inc	Bank of America Merrill Lynch	(7,976)	(8,732)	Pulse Biosciences Inc	Morgan Stanley	—
				(10,167)	Prudential Bancorp Inc	Barclays Bank	(1,627)	4,502	Pulse Evolution Group Inc	Bank of America Merrill Lynch	315
				(15,743)	Prudential Bancorp Inc	Goldman Sachs	(11,807)	42,467	Pulse Evolution Group Inc	Barclays Bank	4,247
								12,551	Pulse Evolution Group Inc	Goldman Sachs	878
								24,607	Pulse Evolution Group Inc	HSBC	10,335
								13,486	PulteGroup Inc	Bank of America Merrill Lynch	28,984
								24,956	PulteGroup Inc	Barclays Bank	59,645

ブラックロック・ストラテジック・ファンズ ブラックロック・アメリカズ・ダイバーシファイド・エクイティ・アブソルート・リターン・ファンド

保有高	銘柄	取引相手	未実現評価増益/(損) (米ドル)	保有高	銘柄	取引相手	未実現評価増益/(損) (米ドル)	保有高	銘柄	取引相手	未実現評価増益/(損) (米ドル)
12,426	PulteGroup Inc	Morgan Stanley	29,698	(8,442)	Quad/Graphics Inc	Bank of America	3,546	34,646	QuinStreet Inc	Goldman Sachs	30,835
8,946	Puma Biotechnology Inc	Bank of America	1,074			Merrill Lynch		(67,942)	Quotient Ltd	Barclays Bank	(2,446)
		Merrill Lynch		(7,891)	Quad/Graphics Inc	Barclays Bank	(2,525)	(67,240)	Quotient Ltd	Goldman Sachs	558
47,066	Puma Biotechnology Inc	Barclays Bank	3,765	(23,188)	Quad/Graphics Inc	HSBC	(596)	(8,164)	Quotient Ltd	HSBC	773
70,959	Puma Biotechnology Inc	Goldman Sachs	8,515	1,793	Quaker Chemical Corp	Bank of America	19,203	(15,063)	Quotient Ltd	Morgan Stanley	(542)
23,284	Puma Biotechnology Inc	HSBC	7,451			Merrill Lynch		(8,996)	Quotient Technology Inc	Bank of America	(1,349)
12,283	Puma Biotechnology Inc	Morgan Stanley	983	1,621	Quaker Chemical Corp	Goldman Sachs	17,361			Merrill Lynch	
(9,005)	Pure Cycle Corp	Bank of America	(9,005)	1,742	Quaker Chemical Corp	HSBC	(3,449)	(26,170)	Quotient Technology Inc	Barclays Bank	(1,832)
		Merrill Lynch		6,281	QUALCOMM Inc	Bank of America	28,076	(29,872)	Quotient Technology Inc	Goldman Sachs	(4,481)
(2,666)	Pure Cycle Corp	Barclays Bank	(1,973)			Merrill Lynch		(33,058)	Quotient Technology Inc	HSBC	(1,983)
(36,487)	Pure Cycle Corp	Goldman Sachs	(36,487)	675	QUALCOMM Inc	Barclays Bank	4,226	(5,362)	Quotient Technology Inc	Morgan Stanley	(375)
(41,131)	Pure Cycle Corp	HSBC	(43,656)	3,651	QUALCOMM Inc	Goldman Sachs	13,622	1,097	Qurate Retail Inc (Pref)	Goldman Sachs	4,180
(3,541)	Pure Cycle Corp	Morgan Stanley	(2,620)	5,686	QUALCOMM Inc	Morgan Stanley	35,594	599	Qurate Retail Inc (Pref)	HSBC	1,635
6,555	Pure Storage Inc 'A'	Bank of America	(7,421)	18,482	Qualtrics	Goldman Sachs	(19,036)	330	Qurate Retail Inc (Pref)	Morgan Stanley	205
		Merrill Lynch			International Inc 'A'			9,259	Qurate Retail Inc 'A'	Barclays Bank	46
11,957	Pure Storage Inc 'A'	Barclays Bank	6,098	4,981	Qualtrics	HSBC	(7,870)	(14,017)	Qurate Retail Inc 'A'	Barclays Bank	(70)
24,129	Pure Storage Inc 'A'	Goldman Sachs	(47,798)		International Inc 'A'			27,718	Qurate Retail Inc 'A'	Goldman Sachs	(1,802)
2,408	Pure Storage Inc 'A'	HSBC	4,397	1,520	Qualys Inc	Bank of America	24,948	(68,887)	Qurate Retail Inc 'A'	Goldman Sachs	4,478
2,799	Pure Storage Inc 'A'	Morgan Stanley	1,427			Merrill Lynch		65,624	Qurate Retail Inc 'A'	HSBC	(5,680)
(30,956)	Purple Innovation Inc	Barclays Bank	(8,358)	(8,284)	Qualys Inc	Barclays Bank	(89,025)	(27,638)	Qurate Retail Inc 'A'	HSBC	3,178
(30,915)	Purple Innovation Inc	Goldman Sachs	(25,041)	1,433	Qualys Inc	Barclays Bank	15,591	5,829	Qurate Retail Inc 'A'	Morgan Stanley	29
(8,231)	Purple Innovation Inc	HSBC	(18,964)	(4,234)	Qualys Inc	Goldman Sachs	(60,824)	(13,972)	R1 RCM Inc	Bank of America	12,674
8,171	PVH Corp	Barclays Bank	46,248	591	Qualys Inc	Goldman Sachs	11,564			Merrill Lynch	
14,657	PVH Corp	Goldman Sachs	42,066	(2,807)	Qualys Inc	HSBC	(59,747)	(29,287)	R1 RCM Inc	Barclays Bank	11,894
(465)	PVH Corp	Goldman Sachs	(1,953)	1,266	Qualys Inc	HSBC	24,670	(15,487)	R1 RCM Inc	Goldman Sachs	17,346
6,431	PVH Corp	HSBC	18,457	(1,963)	Qualys Inc	Morgan Stanley	(21,357)	(24,441)	R1 RCM Inc	HSBC	(42,888)
4,049	Pyxis Oncology Inc	Goldman Sachs	1,944	354	Qualys Inc	Morgan Stanley	3,852	(28,348)	R1 RCM Inc	Morgan Stanley	15,308
1,686	Pyxis Oncology Inc	Morgan Stanley	34	(1,437)	Quanex Building Products Corp	Bank of America	(52)	(7,516)	Rackspace Technology Inc	Bank of America	902
1,907	Pzena Investment Management Inc 'A'	Barclays Bank	1,220		Products Corp	Merrill Lynch				Merrill Lynch	
				(37,375)	Quanex Building Products Corp	Barclays Bank	(15,322)	(8,449)	Rackspace Technology Inc	Barclays Bank	(3,633)
10,314	Pzena Investment Management Inc 'A'	Goldman Sachs	8,870	(34,943)	Quanex Building Products Corp	Goldman Sachs	(25,676)	(30,325)	Rackspace Technology Inc	Goldman Sachs	3,639
					Products Corp			1,400	Rackspace Technology Inc	HSBC	(112)
3,851	Pzena Investment Management Inc 'A'	HSBC	2,965	971	Quanta Services Inc	Bank of America	9,040	(21,979)	Rackspace Technology Inc	HSBC	1,758
						Merrill Lynch		14,946	Rackspace Technology Inc	Morgan Stanley	6,427
36,517	Pzena Investment Management Inc 'A'	Morgan Stanley	23,371	(5,988)	Quanta Services Inc	Barclays Bank	(30,359)	125,668	Radian Group Inc	Barclays Bank	71,631
				844	Quanta Services Inc	Barclays Bank	4,279	65,444	Radian Group Inc	Goldman Sachs	5,221
1,352	Q2 Holdings Inc	Bank of America	14,426	(2,649)	Quanta Services Inc	Goldman Sachs	(14,434)	107,929	Radian Group Inc	HSBC	15,109
		Merrill Lynch		1,785	Quanta Services Inc	Goldman Sachs	16,618	18,561	Radian Group Inc	Morgan Stanley	10,579
6,596	Q2 Holdings Inc	Barclays Bank	(395)	(3,619)	Quanta Services Inc	HSBC	(42,234)	26,471	Radian Logistics Inc	Bank of America	(6,353)
33,345	Q2 Holdings Inc	Goldman Sachs	355,791	1,319	Quanta Services Inc	HSBC	10,999	26,454	Radian Logistics Inc	Barclays Bank	(794)
3,272	Q2 Holdings Inc	HSBC	36,548	(5,071)	Quanta Services Inc	Morgan Stanley	(25,710)	20,165	Radian Logistics Inc	Goldman Sachs	(4,840)
3,892	Q2 Holdings Inc	Morgan Stanley	(234)	3,040	Quanta Services Inc	Morgan Stanley	15,413	46,536	Radian Logistics Inc	HSBC	27,456
9,463	QCR Holdings Inc	Barclays Bank	17,507	(6,941)	Quanterix Corp	Barclays Bank	(1,735)	47,942	Radian Logistics Inc	Morgan Stanley	(1,438)
16,902	QCR Holdings Inc	Goldman Sachs	51,551	(1,990)	Quanterix Corp	Goldman Sachs	1,274	(24,192)	Radius Health Inc	Barclays Bank	(5,564)
3,481	QCR Holdings Inc	HSBC	4,978	(2,770)	Quanterix Corp	HSBC	746	1,156	RadNet Inc	Bank of America	180
1,063	QCR Holdings Inc	Morgan Stanley	1,967	(21,407)	Quantum Corp	Bank of America	(4,710)			Merrill Lynch	
1,564	QIAGEN NV	Bank of America	313	(16,400)	Quantum Corp	Barclays Bank	(2,624)	4,839	RadNet Inc	Barclays Bank	2,807
		Merrill Lynch		(22,726)	Quantum Corp	Goldman Sachs	(5,000)	1,286	RadNet Inc	Goldman Sachs	1,184
(12,478)	QIAGEN NV	Barclays Bank	(7,046)	(68,594)	QuantumScape Corp	Barclays Bank	(88,486)	8,888	RadNet Inc	HSBC	15,818
		Barclays Bank		1,214	Quantum-Si Inc	Barclays Bank	9,437	2,775	RadNet Inc	Morgan Stanley	1,610
1,839	QIAGEN NV	Goldman Sachs	705	31,458	Quantum-Si Inc	Barclays Bank	9,437	(16,350)	Rafael Holdings Inc 'B'	Barclays Bank	(2,453)
2,083	QIAGEN NV	HSBC	(639)	4,495	Quantum-Si Inc	Goldman Sachs	3,551	(12,818)	Rafael Holdings Inc 'B'	Goldman Sachs	(3,205)
(546)	QIAGEN NV	HSBC	(9,320)	(687)	Quest Diagnostics Inc	Bank of America	(3,318)	(2,725)	Rafael Holdings Inc 'B'	HSBC	136
2,000	QIAGEN NV	Morgan Stanley	2,587			Merrill Lynch		(1,904)	Rafael Holdings Inc 'B'	Morgan Stanley	(286)
3,919	QIAGEN NV	Bank of America	(18,530)	(5,848)	Quest Diagnostics Inc	Barclays Bank	(3,976)	4,604	Rallybio Corp	Barclays Bank	829
(2,563)	Qorvo Inc	Bank of America	5,109	(2,977)	Quest Diagnostics Inc	Goldman Sachs	(14,379)	2,102	Rallybio Corp	Goldman Sachs	4,078
		Merrill Lynch		(7,132)	Quest Diagnostics Inc	HSBC	(42,408)	5,091	Rallybio Corp	HSBC	14,051
(6,522)	Qorvo Inc	Barclays Bank	(32,928)	(2,132)	Quest Diagnostics Inc	Morgan Stanley	(1,450)	1,692	Rallybio Corp	Morgan Stanley	305
3,036	Qorvo Inc	Barclays Bank	13,875	(236)	QuidelOrtho Corp	Bank of America	(786)	841	Ralph Lauren Corp	Bank of America	(197)
(387)	Qorvo Inc	Goldman Sachs	(2,074)	(1,865)	QuidelOrtho Corp	Barclays Bank	(261)	12,078	Ralph Lauren Corp	Barclays Bank	90,464
(579)	Qorvo Inc	HSBC	(2,677)	(4,265)	QuidelOrtho Corp	Goldman Sachs	(12,765)	10,662	Ralph Lauren Corp	Goldman Sachs	1,493
2,195	Qorvo Inc	HSBC	3,745	(862)	QuidelOrtho Corp	HSBC	(7,939)	8,643	Ralph Lauren Corp	HSBC	33,059
(7,209)	Qorvo Inc	Morgan Stanley	(32,945)	23,379	QuinStreet Inc	Barclays Bank	19,872	3,598	Ralph Lauren Corp	Morgan Stanley	26,949

ブラックロック・ストラテジック・ファンズ ブラックロック・アメリカズ・ダイバーシファイド・エクイティ・アブソルート・リターン・ファンド

保有高	銘柄	取引相手	未実現損益/(損) (米ドル)	保有高	銘柄	取引相手	未実現損益/(損) (米ドル)	保有高	銘柄	取引相手	未実現損益/(損) (米ドル)
(17,432)	Ramaco Resources Inc	Barclays Bank	20,918	(2,569)	RCI Hospitality	Bank of America	1,966	(7,878)	Red River	Barclays Bank	4,845
(5,633)	Ramaco Resources Inc	Goldman Sachs	9,914		Holdings Inc	Merrill Lynch			Bancshares Inc		
(15,589)	Rambus Inc	Bank of America	(4,209)	(1,000)	RCI Hospitality	Barclays Bank	(2,404)	(6,513)	Red River	Goldman Sachs	5,373
		Merrill Lynch			Holdings Inc				Bancshares Inc		
(21,938)	Rambus Inc	Barclays Bank	(8,117)	(1,409)	RCI Hospitality	Goldman Sachs	1,874	(3,874)	Red River	HSBC	5,985
(8,306)	Rambus Inc	Goldman Sachs	(2,243)		Holdings Inc				Bancshares Inc		
(4,464)	Rambus Inc	HSBC	(1,671)	(3,014)	RCI Hospitality	HSBC	7,208	(5,908)	Red River	Morgan Stanley	3,633
(3,488)	Rambus Inc	Morgan Stanley	(1,291)		Holdings Inc				Bancshares Inc		
7,587	Range Resources Corp	Barclays Bank	47,987	1,535	RCM Technologies Inc	Barclays Bank	1,949	3,417	Red Robin Gourmet	Barclays Bank	9,499
10,070	Range Resources Corp	Goldman Sachs	78,538	1,054	RCM Technologies Inc	HSBC	1,773		Burgers Inc		
(3,976)	Range Resources Corp	Goldman Sachs	(31,490)	1,600	RCM Technologies Inc	Morgan Stanley	2,032	4,295	Red Robin Gourmet	Goldman Sachs	7,173
(4,679)	Range Resources Corp	HSBC	(41,316)	9,590	RE/MAX	Barclays Bank	7,288		Burgers Inc		
(10,514)	Range Resources Corp	Morgan Stanley	(66,133)		Holdings Inc 'A'			5,722	Red Robin Gourmet	HSBC	5,150
3,928	Ranger Energy	Bank of America	2,200	1,950	RE/MAX	Goldman Sachs	2,243		Burgers Inc		
3,685	Ranger Energy	Merrill Lynch		25,623	Holdings Inc 'A'	Morgan Stanley	19,473	5,517	Red Robin Gourmet	Morgan Stanley	15,337
	Services Inc	Goldman Sachs	2,064		RE/MAX				Burgers Inc		
9,263	Ranger Energy	Morgan Stanley	(1,204)	(497)	Holdings Inc 'A'	Bank of America	(109)	(14,794)	Red Rock Resorts Inc 'A'	Bank of America	(6,719)
	Services Inc				International Inc 'A'	Merrill Lynch			Merrill Lynch		
(33,294)	Ranpak Holdings Corp	Barclays Bank	(12,985)	(30,500)	Reading	HSBC	1,830	(24,161)	Red Rock Resorts Inc 'A'	Barclays Bank	(44,215)
(37,541)	Ranpak Holdings Corp	Goldman Sachs	(36,794)		International Inc 'A'			(15,423)	Red Rock Resorts Inc 'A'	Goldman Sachs	(3,085)
8,052	Rapid7 Inc	Barclays Bank	(3,221)	(8,868)	Ready Capital	Bank of America	(177)	(21,362)	Red Rock Resorts Inc 'A'	HSBC	(24,450)
17,073	Rapid7 Inc	Goldman Sachs	49,511		Corp (REIT)	Merrill Lynch		(4,178)	Red Rock Resorts Inc 'A'	Morgan Stanley	(7,646)
150	Rapid7 Inc	Morgan Stanley	(60)	(20,047)	Ready Capital	Barclays Bank	(5,613)	(9,248)	Red Violet Inc	Barclays Bank	(740)
(14,016)	RAPT Therapeutics Inc	Barclays Bank	(24,668)		Corp (REIT)			(2,028)	Red Violet Inc	HSBC	264
(249)	RAPT Therapeutics Inc	Goldman Sachs	(142)	(35,006)	Ready Capital	Goldman Sachs	(700)	(10,200)	Redfin Corp	Bank of America	1,632
(1,786)	Rattler Midstream LP	Bank of America	(5,537)		Corp (REIT)				Merrill Lynch		
		Merrill Lynch		(33,924)	Ready Capital	HSBC	(12,642)	(14,627)	Redfin Corp	Barclays Bank	1,755
(46,212)	Rattler Midstream LP	Barclays Bank	(119,227)		Corp (REIT)			(10,838)	Redfin Corp	Goldman Sachs	1,734
(2,991)	Raymond James	Bank of America	(15,314)	(15,321)	Ready Capital	Morgan Stanley	(4,290)	(12,586)	Redfin Corp	Morgan Stanley	1,510
	Financial Inc	Merrill Lynch			Corp (REIT)			4,980	Redwood Trst Inc (REIT)	Bank of America	1,244
(23,751)	Raymond James	Barclays Bank	(120,655)	2,038	Realogy Holdings Corp	Bank of America	1,814	20,621	Redwood Trst Inc (REIT)	Barclays Bank	8,042
	Financial Inc				Merrill Lynch			4,154	Redwood Trst Inc (REIT)	Goldman Sachs	1,537
(6,474)	Raymond James	HSBC	(36,513)	22,629	Realogy Holdings Corp	Barclays Bank	13,577	61,623	Redwood Trst Inc (REIT)	HSBC	31,640
	Financial Inc			4,636	Realogy Holdings Corp	Goldman Sachs	6,027	15,753	Redwood Trst Inc (REIT)	Morgan Stanley	6,144
(400)	Raymond James	Morgan Stanley	(2,622)	14,715	Realogy Holdings Corp	HSBC	17,571	3,003	Regal Rexnord Corp	Bank of America	4,409
	Financial Inc			17,934	RealReal Inc	Barclays Bank	(179)		Merrill Lynch		
(2,528)	Rayonier Advanced	Bank of America	2,857	28,019	RealReal Inc	Goldman Sachs	(4,728)	7,680	Regal Rexnord Corp	Barclays Bank	20,046
	Materials Inc	Merrill Lynch		11,738	RealReal Inc	HSBC	(16,785)	5,311	Regal Rexnord Corp	Goldman Sachs	13,395
(39,235)	Rayonier Advanced	Barclays Bank	14,125	(14,074)	Realty Income	Bank of America	7,218	7,896	Regal Rexnord Corp	HSBC	12,731
	Materials Inc				Corp (REIT)	Merrill Lynch		2,665	Regal Rexnord Corp	Morgan Stanley	7,864
(10,546)	Rayonier Advanced	Goldman Sachs	11,917	(60,797)	Realty Income	Barclays Bank	(18,239)	1,831	Regency Centers	Barclays Bank	9,375
	Materials Inc				Corp (REIT)				Corp (REIT)		
(4,370)	Rayonier Advanced	HSBC	4,676	(66,084)	Realty Income	Goldman Sachs	35,331	(2,123)	Regency Centers	Barclays Bank	(10,870)
	Materials Inc				Corp (REIT)				Corp (REIT)		
(19,064)	Rayonier Advanced	Morgan Stanley	6,863	(46,070)	Realty Income	HSBC	(74,169)	13,185	Regency Centers	Goldman Sachs	17,738
	Materials Inc				Corp (REIT)				Corp (REIT)		
(3,854)	Rayonier Inc (REIT)	Bank of America	(15,493)	(8,704)	Realty Income	Morgan Stanley	(2,611)	(8,844)	Regency Centers	Goldman Sachs	(4,156)
		Merrill Lynch			Corp (REIT)				Corp (REIT)		
(16,600)	Rayonier Inc (REIT)	Barclays Bank	(36,188)	(3,974)	Reata Pharmaceuticals	HSBC	(31,593)	3,555	Regency Centers	HSBC	2,253
(22,653)	Rayonier Inc (REIT)	Goldman Sachs	(91,065)		Inc 'A'				Corp (REIT)		
(5,102)	Rayonier Inc (REIT)	HSBC	(18,928)	(2,206)	Reata Pharmaceuticals	Morgan Stanley	(1,015)	18,733	Regency Centers	Morgan Stanley	95,913
(14,039)	Rayonier Inc (REIT)	Morgan Stanley	(30,605)		Inc 'A'				Corp (REIT)		
(2,081)	RBB Bancorp	Bank of America	(1,845)	(31,919)	Recro Pharma Inc	Bank of America	3,192	(5,231)	Regency Centers	Morgan Stanley	(26,783)
		Merrill Lynch			Merrill Lynch				Corp (REIT)		
(5,281)	RBB Bancorp	Barclays Bank	(1,901)	(41,295)	Recro Pharma Inc	Barclays Bank	2,065	(41)	Regeneron	Bank of America	(1,000)
(8,537)	RBB Bancorp	Goldman Sachs	(11,098)	(45,995)	Recro Pharma Inc	Goldman Sachs	4,600		Pharmaceuticals Inc	Merrill Lynch	
(12,193)	RBB Bancorp	HSBC	(2,561)	(3,123)	Recro Pharma Inc	HSBC	1,499	(841)	Regeneron	Barclays Bank	2,107
(3,977)	RBC Bearings Inc	Bank of America	(95,686)	(7,345)	Recro Pharma Inc	Morgan Stanley	367		Pharmaceuticals Inc		
		Merrill Lynch		13,685	Recursion	Barclays Bank	3,695	(754)	Regeneron	Goldman Sachs	(18,394)
(14,094)	RBC Bearings Inc	Barclays Bank	(304,572)		Pharmaceuticals Inc 'A'				Pharmaceuticals Inc		
(13,689)	RBC Bearings Inc	Goldman Sachs	(329,357)	7,396	Recursion	Goldman Sachs	2,958	(1,023)	Regeneron	HSBC	(81,467)
(2,166)	RBC Bearings Inc	HSBC	(45,638)		Pharmaceuticals Inc 'A'				Pharmaceuticals Inc		
(6,637)	RBC Bearings Inc	Morgan Stanley	(143,426)	13,071	Recursion	HSBC	7,844	(360)	Regeneron	Morgan Stanley	902
					Pharmaceuticals Inc 'A'				Pharmaceuticals Inc		

ブラックロック・ストラテジック・ファンズ ブラックロック・アメリカズ・ダイバーシファイド・エクイティ・アブソルート・リターン・ファンド

保有高	銘柄	取引相手	未実現評価増益/(損) (米ドル)	保有高	銘柄	取引相手	未実現評価増益/(損) (米ドル)	保有高	銘柄	取引相手	未実現評価増益/(損) (米ドル)
(4,806)	REGENXBIO Inc	Bank of America Merrill Lynch	(7,285)	1,801	Reno Pharmaceuticals Inc	Bank of America Merrill Lynch	36	37,762	Resources Connection Inc	Barclays Bank	29,832
(1,128)	REGENXBIO Inc	Barclays Bank	(2,279)	2,149	Reno Pharmaceuticals Inc	Barclays Bank	322	(119,769)	Retail Opportunity Investments Corp (REIT)	Barclays Bank	(128,752)
(4,117)	REGENXBIO Inc	Goldman Sachs	(3,746)	1,471	Reno Pharmaceuticals Inc	Morgan Stanley	221	(103,438)	Retail Opportunity Investments Corp (REIT)	Goldman Sachs	(20,170)
(3,766)	REGENXBIO Inc	HSBC	(3,215)	(2,893)	Renewable Energy Group Inc	Barclays Bank	145	(157,951)	Retail Opportunity Investments Corp (REIT)	HSBC	(114,514)
(2,241)	REGENXBIO Inc	Morgan Stanley	(4,527)	(813)	Renewable Energy Group Inc	Goldman Sachs	(154)	(4,635)	Retractable Technologies Inc	Morgan Stanley	(1,391)
2,081	Regional Management Corp	Barclays Bank	2,664	(886)	Renewable Energy Group Inc	HSBC	(310)	(35,335)	REV Group Inc	Barclays Bank	(16,961)
7,226	Regional Management Corp	Goldman Sachs	24,930	(8,180)	Rent the Runway Inc 'A'	Barclays Bank	(5,399)	(34,216)	REV Group Inc	Goldman Sachs	(9,238)
12,064	Regional Management Corp	Morgan Stanley	15,442	(3,880)	Rent the Runway Inc 'A'	HSBC	4,889	(1,780)	REV Group Inc	HSBC	(178)
30,294	Regions Financial Corp	Bank of America Merrill Lynch	62,708	(7,338)	Rent-A-Center Inc	Barclays Bank	(18,125)	(1,877)	REV Group Inc	Morgan Stanley	(901)
72,393	Regions Financial Corp	Barclays Bank	77,460	(9,392)	Rent-A-Center Inc	Goldman Sachs	18,127	8,162	Revance Therapeutics Inc	Barclays Bank	6,122
145,266	Regions Financial Corp	Goldman Sachs	300,701	(6,967)	Rent-A-Center Inc	HSBC	9,754	23,597	Revance Therapeutics Inc	HSBC	(17,632)
56,993	Regions Financial Corp	HSBC	69,531	(18,799)	Rentech Inc*	Morgan Stanley	56	(11,645)	Revlon Inc 'A'	HSBC	8,268
88,506	Regions Financial Corp	Morgan Stanley	94,701	12,137	Repay Holdings Corp	Bank of America Merrill Lynch	20,624	(8,375)	REVOLUTION Medicines Inc	Barclays Bank	(586)
(23,054)	Regis Corp	Bank of America Merrill Lynch	5,199	7,305	Repay Holdings Corp	Barclays Bank	(950)	(6,264)	REVOLUTION Medicines Inc	Goldman Sachs	(8,412)
(8,027)	Regis Corp	Barclays Bank	519	9,643	Repay Holdings Corp	Goldman Sachs	15,865	(3,520)	REVOLUTION Medicines Inc	HSBC	(6,019)
(5,604)	Regis Corp	Goldman Sachs	1,264	9,860	Repay Holdings Corp	HSBC	7,338	(1,756)	REVOLUTION Medicines Inc	Morgan Stanley	(123)
(29,549)	Regis Corp	HSBC	14,568	401	Repligen Corp	Bank of America Merrill Lynch	5,441	(64)	Revolve Group Inc	Bank of America Merrill Lynch	(20)
(7,687)	Regis Corp	Morgan Stanley	497	434	Repligen Corp	Barclays Bank	5,821	949	Revolve Group Inc	Bank of America Merrill Lynch	304
1,039	Reinsurance Group of America Inc	Bank of America Merrill Lynch	6,743	1,773	Repligen Corp	Goldman Sachs	27,889	(11,386)	Revolve Group Inc	Barclays Bank	(19,584)
14,178	Reinsurance Group of America Inc	Barclays Bank	54,160	1,010	Repligen Corp	HSBC	19,254	(10,560)	Revolve Group Inc	Goldman Sachs	(3,379)
17,123	Reinsurance Group of America Inc	Goldman Sachs	111,128	(2,233)	Repligen Corp	Morgan Stanley	6,494	(646)	Revolve Group Inc	HSBC	1,518
3,947	Reinsurance Group of America Inc	HSBC	39,707	(9,882)	Replimune Group Inc	Barclays Bank	(1,094)	(2,214)	Revolve Group Inc	Morgan Stanley	(3,808)
2,328	Reinsurance Group of America Inc	Morgan Stanley	8,893	(3,976)	Replimune Group Inc	Goldman Sachs	(1,779)	(1,075)	REX American Resources Corp	Barclays Bank	2,387
8,402	Relay Therapeutics Inc	Barclays Bank	(4,285)	(301)	Replimune Group Inc	HSBC	(3,539)	(517)	REX American Resources Corp	Goldman Sachs	2,099
1,498	Relay Therapeutics Inc	Goldman Sachs	(749)	(49,825)	Repro-Med Systems Inc	Bank of America Merrill Lynch	(2,491)	(3)	REX American Resources Corp	Morgan Stanley	7
6,773	Relay Therapeutics Inc	HSBC	2,301	(3,548)	Repro-Med Systems Inc	Morgan Stanley	(568)	6,111	Rexford Industrial Realty Inc (REIT)	Bank of America Merrill Lynch	(341)
16,475	Reliance Steel & Aluminum Co	Barclays Bank	340,688	(528)	Republic Bancorp Inc 'A'	Bank of America Merrill Lynch	(1,035)	8,715	Rexford Industrial Realty Inc (REIT)	Barclays Bank	4,619
71	Reliance Steel & Aluminum Co	Goldman Sachs	1,097	(9,063)	Republic Bancorp Inc 'A'	Barclays Bank	(10,422)	11,023	Rexford Industrial Realty Inc (REIT)	Goldman Sachs	(16,135)
3,379	Reliance Steel & Aluminum Co	HSBC	26,964	(11,263)	Republic Bancorp Inc 'A'	Goldman Sachs	(22,075)	10,993	Rexford Industrial Realty Inc (REIT)	HSBC	(32,787)
2,485	Reliance Steel & Aluminum Co	Morgan Stanley	51,936	(4,459)	Republic Bancorp Inc 'A'	HSBC	(5,752)	4,144	Rexford Industrial Realty Inc (REIT)	Morgan Stanley	2,196
5,807	Relmada Therapeutics Inc	Barclays Bank	(1,452)	91,287	Republic First Bancorp Inc	Barclays Bank	5,477	8,715	Rexford Industrial Realty Inc (REIT)	Morgan Stanley	2,196
7,740	Relmada Therapeutics Inc	Goldman Sachs	(9,985)	121,205	Republic First Bancorp Inc	Goldman Sachs	2,424	11,023	Rexford Industrial Realty Inc (REIT)	Goldman Sachs	(16,135)
8,755	Relmada Therapeutics Inc	HSBC	(5,778)	13,200	Republic First Bancorp Inc	Morgan Stanley	792	10,993	Rexford Industrial Realty Inc (REIT)	HSBC	(32,787)
5,400	Relmada Therapeutics Inc	Morgan Stanley	(1,350)	709	Republic Services Inc	Bank of America Merrill Lynch	2,758	4,144	Reynolds Consumer Products Inc	Bank of America Merrill Lynch	984
10,678	Remitly Global Inc	Barclays Bank	3,844	20,990	Republic Services Inc	Barclays Bank	76,813	(856)	Reynolds Consumer Products Inc	Barclays Bank	(708)
14,831	Remitly Global Inc	Goldman Sachs	25,954	4,868	Republic Services Inc	Goldman Sachs	17,964	(15,780)	Reynolds Consumer Products Inc	Goldman Sachs	18,147
3,852	Remitly Global Inc	HSBC	12,750	19,256	Republic Services Inc	HSBC	72,403	10,431	Reynolds Consumer Products Inc	Goldman Sachs	(10,313)
(9,474)	RenaissanceRe Holdings Ltd	Barclays Bank	(31,548)	(14,831)	Research Frontiers Inc	Barclays Bank	(1,483)	(41,345)	Reynolds Consumer Products Inc	HSBC	73,032
5,985	RenaissanceRe Holdings Ltd	Barclays Bank	19,930	(14,789)	Research Frontiers Inc	HSBC	444	9,713	Reynolds Consumer Products Inc	Morgan Stanley	486
(8,425)	RenaissanceRe Holdings Ltd	HSBC	(88,463)	(66,270)	Research Frontiers Inc	Morgan Stanley	(6,627)	(5,830)	RGC Resources Inc	Bank of America Merrill Lynch	(583)
2,115	RenaissanceRe Holdings Ltd	HSBC	22,207	(3,646)	Resideo Technologies Inc	Bank of America Merrill Lynch	(3,938)	(6,892)	RGC Resources Inc	Barclays Bank	(414)
(2,526)	RenaissanceRe Holdings Ltd	Morgan Stanley	(8,412)	(20,425)	Resideo Technologies Inc	Barclays Bank	(20,834)	(7,553)	RGC Resources Inc	Goldman Sachs	(755)
(9,300)	Renasant Corp	Bank of America Merrill Lynch	(10,642)	(25,452)	Resideo Technologies Inc	HSBC	(1,093)	(7,122)	RGC Resources Inc	HSBC	1,211
(13,076)	Renasant Corp	Barclays Bank	(3,298)	(951)	ResMed Inc	Bank of America Merrill Lynch	(6,423)				
(8,015)	Renasant Corp	HSBC	(3,204)	248	ResMed Inc	Bank of America Merrill Lynch	1,694				
(12,310)	Renasant Corp	Morgan Stanley	(4,897)	137	ResMed Inc	Barclays Bank	723				
				(6,285)	ResMed Inc	Goldman Sachs	(42,927)				
				2,005	ResMed Inc	Goldman Sachs	13,461				
				(1,229)	ResMed Inc	Morgan Stanley	(6,489)				

ブラックロック・ストラテジック・ファンズ ブラックロック・アメリカズ・ダイバーシファイド・エクイティ・アブソルート・リターン・ファンド

保有高	銘柄	取引相手	未実現評価増益/(損) (米ドル)	保有高	銘柄	取引相手	未実現評価増益/(損) (米ドル)	保有高	銘柄	取引相手	未実現評価増益/(損) (米ドル)
(1,716)	RH	Bank of America Merrill Lynch	(15,221)	(1,411)	Roadrunner Transportation Systems Inc	Goldman Sachs	(212)	4,107	Roper Technologies Inc	HSBC	29,211
(1,623)	RH	Barclays Bank	(52,391)	(11,046)	Robert Half International Inc	Goldman Sachs	42,859	6,965	Roper Technologies Inc	Morgan Stanley	111,858
(1,370)	RH	HSBC	2,466	(46,902)	Robinhood Markets Inc 'A'	Barclays Bank	(11,726)	(6,480)	Ross Stores Inc	Bank of America	43,934
(1,319)	RH	Morgan Stanley	(42,577)	(6,746)	ROBLOX Corp 'A'	Barclays Bank	(6,881)	(7,705)	Ross Stores Inc	Goldman Sachs	53,940
9,289	Rhythm Pharmaceuticals Inc	Barclays Bank	372	1,208	ROBLOX Corp 'A'	Goldman Sachs	(1,280)	22,836	Ross Stores Inc	HSBC	(106,459)
2,606	Ribbon Communications Inc	Bank of America Merrill Lynch	(339)	(2,494)	ROBLOX Corp 'A'	Goldman Sachs	(10,556)	890	Ross Stores Inc	Morgan Stanley	5,589
16,458	Ribbon Communications Inc	Barclays Bank	1,975	9,387	ROBLOX Corp 'A'	HSBC	60,734	(934)	Ross Stores Inc	Morgan Stanley	(5,866)
12,272	Ribbon Communications Inc	Goldman Sachs	(1,595)	3,800	ROBLOX Corp 'A'	Morgan Stanley	7,850	(7,139)	Roth CH Acquisition I Co Parent Corp	Goldman Sachs	(5,140)
14,805	Ribbon Communications Inc	HSBC	(2,517)	(130,187)	Rocket Cos Inc 'A'	Bank of America Merrill Lynch	(111,961)	(29,557)	Roth CH Acquisition I Co Parent Corp	HSBC	(40,789)
13,800	Richmond Mutual Bancorp Inc	Barclays Bank	4,278	(23,118)	Rocket Cos Inc 'A'	Barclays Bank	(9,479)	(1,652)	Rover Group Inc	Goldman Sachs	(1,520)
27,600	Richmond Mutual Bancorp Inc	Goldman Sachs	8,556	(2,688)	Rocket Cos Inc 'A'	Goldman Sachs	(2,312)	(25,831)	Rover Group Inc	HSBC	(3,487)
4,463	Richmond Mutual Bancorp Inc	Morgan Stanley	1,384	(17,933)	Rocket Cos Inc 'A'	Morgan Stanley	(7,353)	1,262	Royal Caribbean Cruises Ltd	Bank of America	715
(40,652)	Rigel Pharmaceuticals Inc	Barclays Bank	4,878	(9,442)	Rocket Lab USA Inc	Barclays Bank	(2,974)	2,109	Royal Caribbean Cruises Ltd	Barclays Bank	6,158
(47,407)	Rigel Pharmaceuticals Inc	Goldman Sachs	9,007	(7,128)	Rocket Lab USA Inc	Morgan Stanley	(2,245)	(6,924)	Royal Caribbean Cruises Ltd	Goldman Sachs	7,505
(40,152)	Rigel Pharmaceuticals Inc	HSBC	4,417	22,095	Rocket Pharmaceuticals Inc	Bank of America Merrill Lynch	59,656	8,630	Royal Caribbean Cruises Ltd	Goldman Sachs	(27,977)
(7,771)	Riley Exploration Permian Inc	Goldman Sachs	(31,783)	19,856	Rocket Pharmaceuticals Inc	Goldman Sachs	47,815	15,067	Royal Caribbean Cruises Ltd	HSBC	(35,693)
(10,720)	Rimini Street Inc	Barclays Bank	(4,074)	8,540	Rocket Pharmaceuticals Inc	HSBC	29,890	(1,674)	Royal Caribbean Cruises Ltd	Morgan Stanley	(4,888)
(15,143)	Rimini Street Inc	Goldman Sachs	(8,026)	2,288	Rockwell Automation Inc	Bank of America Merrill Lynch	13,911	1,502	Royal Gold Inc	Bank of America	(1,232)
(23,899)	Rimini Street Inc	HSBC	(11,950)	(3,167)	Rockwell Automation Inc	Barclays Bank	(18,400)	6,799	Royal Gold Inc	Barclays Bank	12,344
6,216	Ring Energy Inc	Barclays Bank	3,108	222	Rockwell Automation Inc	Barclays Bank	1,290	(2,108)	Royal Gold Inc	Barclays Bank	(4,026)
8,089	Ring Energy Inc	Goldman Sachs	3,155	(7,637)	Rockwell Automation Inc	Goldman Sachs	(46,433)	(1,219)	Royal Gold Inc	Goldman Sachs	1,000
7,386	Ring Energy Inc	Morgan Stanley	3,693	2,692	Rockwell Automation Inc	Goldman Sachs	17,291	4,139	Royal Gold Inc	HSBC	(32,284)
7,157	RingCentral Inc 'A'	Bank of America Merrill Lynch	13,098	(465)	Rockwell Automation Inc	HSBC	(2,441)	(2,693)	Royal Gold Inc	HSBC	2,962
10,521	RingCentral Inc 'A'	Barclays Bank	33,207	(1,775)	Rockwell Automation Inc	Morgan Stanley	(10,313)	(5,935)	Royal Pharma Plc 'A'	Barclays Bank	(3,620)
15,694	RingCentral Inc 'A'	Goldman Sachs	26,374	(1,810)	Rockwell Medical Inc	Bank of America Merrill Lynch	4,743	(19,475)	Royal Pharma Plc 'A'	Goldman Sachs	(9,758)
15,780	RingCentral Inc 'A'	HSBC	(47,118)	(725)	Rockwell Medical Inc	Barclays Bank	189	(9,806)	Royal Pharma Plc 'A'	HSBC	(30,693)
(43,303)	Riot Blockchain Inc	Barclays Bank	(21,002)	(7,942)	Rockwell Medical Inc	Morgan Stanley	2,065	(10,301)	Royal Pharma Plc 'A'	Morgan Stanley	(6,283)
(4,329)	Riot Blockchain Inc	Morgan Stanley	(2,100)	(1,846)	Rocky Brands Inc	Bank of America Merrill Lynch	222	(54,252)	RPC Inc	Barclays Bank	(40,146)
4,598	Rite Aid Corp	Barclays Bank	(276)	(6,844)	Rocky Brands Inc	Barclays Bank	(19,437)	(17,348)	RPM International Inc	Barclays Bank	(63,320)
14,050	Rite Aid Corp	Goldman Sachs	(2,248)	(4,784)	Rocky Brands Inc	Goldman Sachs	574	(36,312)	RPM International Inc	Goldman Sachs	(194,269)
5,922	Rite Aid Corp	HSBC	2,426	(6,218)	Rocky Brands Inc	HSBC	(13,991)	(9,450)	RPM International Inc	HSBC	(42,609)
24,268	Rite Aid Corp	Morgan Stanley	(1,456)	3,120	Roivant Sciences Ltd	Barclays Bank	1,030	(15,359)	RPM International Inc	Morgan Stanley	(56,060)
106,206	Riverview Bancorp Inc	Bank of America Merrill Lynch	67,972	9,182	Roivant Sciences Ltd	Goldman Sachs	4,132	24,987	RPT Realty (REIT)	Bank of America Merrill Lynch	(6,497)
24,562	Riverview Bancorp Inc	Goldman Sachs	15,720	14,684	Roivant Sciences Ltd	HSBC	12,041	71,296	RPT Realty (REIT)	Barclays Bank	62,740
31,593	Riverview Bancorp Inc	Morgan Stanley	10,110	(2,193)	Roku Inc	Bank of America Merrill Lynch	(13,273)	106,357	RPT Realty (REIT)	Goldman Sachs	(27,653)
(6,401)	Rivian Automotive Inc 'A'	Goldman Sachs	(38,854)	3,926	Roku Inc	Barclays Bank	12,288	62,007	RPT Realty (REIT)	HSBC	(7,441)
3,299	Rivian Automotive Inc 'A'	Goldman Sachs	12,009	(887)	Roku Inc	Barclays Bank	(2,776)	23,017	RPT Realty (REIT)	Morgan Stanley	20,255
(1,166)	Rivian Automotive Inc 'A'	Morgan Stanley	(5,533)	452	Roku Inc	HSBC	5,109	(15,110)	Rubicon Technology Inc	Morgan Stanley	(378)
19,461	RLI Corp	Barclays Bank	65,584	1,019	Roku Inc	Morgan Stanley	5,693	(21,926)	Rubius Therapeutics Inc	Barclays Bank	(2,631)
11,734	RLI Corp	Goldman Sachs	(1,408)	(796)	Roku Inc	Morgan Stanley	(2,491)	6,556	Rush Enterprises Inc 'A'	Bank of America Merrill Lynch	(4,491)
2,448	RLI Corp	HSBC	(1,151)	(28,624)	Rollins Inc	Barclays Bank	(16,130)	37,590	Rush Enterprises Inc 'A'	Barclays Bank	46,800
(10,088)	RLJ Lodging Trust (REIT)	Bank of America Merrill Lynch	(3,929)	(17,487)	Rollins Inc	Goldman Sachs	(17,237)	29,161	Rush Enterprises Inc 'A'	Goldman Sachs	(19,975)
(34,186)	RLJ Lodging Trust (REIT)	Barclays Bank	(32,477)	(38,773)	Rollins Inc	HSBC	(79,523)	4,679	Rush Enterprises Inc 'A'	HSBC	(6,902)
(10,957)	RLJ Lodging Trust (REIT)	Goldman Sachs	(821)	(13,139)	Rollins Inc	Morgan Stanley	(7,695)	3,115	Rush Enterprises Inc 'B'	Bank of America Merrill Lynch	1,184
(10,536)	RLJ Lodging Trust (REIT)	HSBC	(11,800)	(5,945)	Romeo Power Inc	Bank of America Merrill Lynch	1,006	12,287	Rush Enterprises Inc 'B'	Barclays Bank	25,434
4,516	RMR Group Inc 'A'	Bank of America Merrill Lynch	5,329	(161,760)	Romeo Power Inc	Barclays Bank	12,973	8,302	Rush Enterprises Inc 'B'	Goldman Sachs	3,155
20,372	RMR Group Inc 'A'	Barclays Bank	31,861	(21,694)	Romeo Power Inc	Goldman Sachs	3,673	4,585	Rush Enterprises Inc 'B'	HSBC	(734)
8,299	RMR Group Inc 'A'	Goldman Sachs	9,793	(2,224)	Romeo Power Inc	Morgan Stanley	178	8,509	Rush Enterprises Inc 'B'	Morgan Stanley	17,614
14,164	RMR Group Inc 'A'	HSBC	31,302	20,852	Root Inc 'A'	Barclays Bank	3,232	5,135	Rush Street Interactive Inc	Bank of America Merrill Lynch	(197)
7,989	RMR Group Inc 'A'	Morgan Stanley	13,102	10,447	Root Inc 'A'	Goldman Sachs	1,410	9,352	Rush Street Interactive Inc	Barclays Bank	—
(11,680)	Roadrunner Transportation Systems Inc	Bank of America Merrill Lynch	(1,752)	789	Roper Technologies Inc	Bank of America Merrill Lynch	19,288	13,219	Rush Street Interactive Inc	Goldman Sachs	2,926
				96	Roper Technologies Inc	Barclays Bank	1,542				
				816	Roper Technologies Inc	Goldman Sachs	8,250				

ブラックロック・ストラテジック・ファンズ ブラックロック・アメリカズ・ダイバーシファイド・エクイティ・アブソルート・リターン・ファンド

保有高	銘柄	取引相手	未実現評価増益/(損) (米ドル)	保有高	銘柄	取引相手	未実現評価増益/(損) (米ドル)	保有高	銘柄	取引相手	未実現評価増益/(損) (米ドル)
12,013	Rush Street Interactive Inc	HSBC	6,487	225	Saga Communications Inc 'A'	Barclays Bank	43	3,734	Sanmina Corp	Bank of America Merrill Lynch	10,567
2,903	Rush Street Interactive Inc	Morgan Stanley	—					33,351	Sanmina Corp	Barclays Bank	15,105
(2,368)	Ruth's Hospitality Group Inc	Bank of America Merrill Lynch	47	6,550	Saga Communications Inc 'A'	Goldman Sachs	1,048	22,976	Sanmina Corp	Goldman Sachs	88,788
(6,079)	Ruth's Hospitality Group Inc	Barclays Bank	(7,778)	458	Saga Communications Inc 'A'	HSBC	32	(23,676)	Sapiens International Corp NV	Barclays Bank	(22,966)
(10,137)	Ruth's Hospitality Group Inc	Goldman Sachs	203	2,232	Saga Communications Inc 'A'	Morgan Stanley	424	(3,872)	Sarcos Technology and Robotics Corp	Barclays Bank	(736)
(40,929)	Ruth's Hospitality Group Inc	HSBC	(5,908)	3,596	Sage Therapeutics Inc	Bank of America Merrill Lynch	(2,994)	620	Sarepta Therapeutics Inc	Bank of America Merrill Lynch	3,863
(1,294)	Ruth's Hospitality Group Inc	Morgan Stanley	(1,721)	(6,929)	Sage Therapeutics Inc	Goldman Sachs	6,098	(1,373)	Sarepta Therapeutics Inc	Barclays Bank	(2,952)
(4,992)	RxSight Inc	Barclays Bank	(1,448)	6,727	Sage Therapeutics Inc	Goldman Sachs	(5,920)	653	Sarepta Therapeutics Inc	Barclays Bank	1,404
(1,554)	RxSight Inc	HSBC	(4,864)	9,566	Sage Therapeutics Inc	HSBC	36,542	(830)	Sarepta Therapeutics Inc	HSBC	(7,138)
9,916	Ryder System Inc	Barclays Bank	7,834	(2,513)	Saia Inc	Barclays Bank	(10,504)	989	Sarepta Therapeutics Inc	HSBC	4,800
5,607	Ryerson Holding Corp	Goldman Sachs	19,064	(3,568)	Saia Inc	Goldman Sachs	16,876	(1,192)	Sarepta Therapeutics Inc	Morgan Stanley	(2,563)
(2,771)	Ryman Hospitality Properties Inc (REIT)	Bank of America Merrill Lynch	(4,115)	(1,191)	Saia Inc	HSBC	18,082	1,289	Sarepta Therapeutics Inc	Morgan Stanley	2,771
(20,403)	Ryman Hospitality Properties Inc (REIT)	Barclays Bank	(118,949)	(7,201)	Saia Inc	Morgan Stanley	(3,010)	(2,758)	Saul Centers Inc (REIT)	Bank of America Merrill Lynch	(855)
(2,165)	Ryman Hospitality Properties Inc (REIT)	Goldman Sachs	(346)	(1,061)	Sailpoint Technologies Holdings Inc	Barclays Bank	(212)	(22,060)	Saul Centers Inc (REIT)	Barclays Bank	(48,311)
(5,452)	Ryman Hospitality Properties Inc (REIT)	HSBC	(23,649)	1,554	Sailpoint Technologies Holdings Inc	Barclays Bank	311	(11,736)	Saul Centers Inc (REIT)	Goldman Sachs	(3,638)
(1,112)	Ryman Hospitality Properties Inc (REIT)	Morgan Stanley	(6,483)	(3,966)	Sailpoint Technologies Holdings Inc	Goldman Sachs	(9,558)	(843)	Saul Centers Inc (REIT)	HSBC	(135)
4,350	S&P Global Inc	HSBC	110,403	(7,782)	Sailpoint Technologies Holdings Inc	HSBC	(2,724)	(353)	Saul Centers Inc (REIT)	Morgan Stanley	(773)
(31,691)	S&T Bancorp Inc	Barclays Bank	(19,965)	1,187	salesforce.com Inc	Bank of America Merrill Lynch	(4,226)	(58,571)	Savara Inc	Barclays Bank	1,757
(31,719)	S&T Bancorp Inc	Goldman Sachs	(55,508)	5,748	salesforce.com Inc	Bank of America Merrill Lynch	(4,226)	(3,687)	SB Financial Group Inc	Barclays Bank	(995)
(23,055)	S&T Bancorp Inc	HSBC	(18,905)	1,675	salesforce.com Inc	Goldman Sachs	(5,963)	4,291	SBA Communications Corp (REIT)	Bank of America Merrill Lynch	38,748
(4,520)	S&T Bancorp Inc	Morgan Stanley	(2,848)	2,461	salesforce.com Inc	HSBC	(3,275)	185	SBA Communications Corp (REIT)	Barclays Bank	622
(13,970)	Sabra Health Care Inc (REIT)	Bank of America Merrill Lynch	(11,735)	7,135	salesforce.com Inc	Morgan Stanley	1,712	(1,511)	SBA Communications Corp (REIT)	Barclays Bank	(5,077)
(104,791)	Sabra Health Care Inc (REIT)	Barclays Bank	(84,881)	6,032	Salisbury Bancorp Inc	Barclays Bank	12,004	844	SBA Communications Corp (REIT)	Goldman Sachs	7,621
9,465	Sabra Health Care Inc (REIT)	Barclays Bank	7,667	7,322	Salisbury Bancorp Inc	Goldman Sachs	21,161	988	SBA Communications Corp (REIT)	HSBC	14,188
(44,098)	Sabra Health Care Inc (REIT)	Goldman Sachs	(37,043)	1,950	Salisbury Bancorp Inc	HSBC	6,513	(311)	SBA Communications Corp (REIT)	HSBC	(4,466)
(26,786)	Sabra Health Care Inc (REIT)	HSBC	(24,911)	(2,779)	Sally Beauty Holdings Inc	Bank of America Merrill Lynch	(584)	5,928	SBA Communications Corp (REIT)	Morgan Stanley	19,918
(23,334)	Sabra Health Care Inc (REIT)	Morgan Stanley	(18,901)	(1,764)	Sally Beauty Holdings Inc	Barclays Bank	(2,752)	(406)	SBA Communications Corp (REIT)	Morgan Stanley	(1,364)
10,967	Sabre Corp	Bank of America Merrill Lynch	7,019	(22,365)	Sally Beauty Holdings Inc	Goldman Sachs	(4,042)	11,688	ScanSource Inc	Bank of America Merrill Lynch	(7,831)
18,545	Sabre Corp	Barclays Bank	2,411	(27,778)	Sally Beauty Holdings Inc	HSBC	(6,908)	19,075	ScanSource Inc	Barclays Bank	33,572
54,336	Sabre Corp	Goldman Sachs	34,775	(2,301)	Sally Beauty Holdings Inc	Morgan Stanley	(3,590)	4,809	ScanSource Inc	Goldman Sachs	(3,222)
(13,040)	Sabre Corp	Morgan Stanley	(1,695)	29,816	Sana Biotechnology Inc	Barclays Bank	19,679	2,151	ScanSource Inc	HSBC	10,270
3,042	Sabre Corp	Morgan Stanley	395	11,047	Sana Biotechnology Inc	HSBC	(7,291)	17,871	Schlumberger NV	Bank of America Merrill Lynch	12,196
(7,925)	Safe Bulkers Inc	Barclays Bank	(1,228)	850	Sanderson Farms Inc	Bank of America Merrill Lynch	11,207	12,026	Schlumberger NV	HSBC	82,836
(45,671)	Safe Bulkers Inc	HSBC	(41,332)	(1,080)	Sanderson Farms Inc	Barclays Bank	(9,817)	23,162	Schneider National Inc 'B'	Bank of America Merrill Lynch	6,717
(216,832)	Safeguard Scientifics Inc	Bank of America Merrill Lynch	(184,307)	7,949	Sanderson Farms Inc	Barclays Bank	72,256	(4,240)	Schneider National Inc 'B'	Bank of America Merrill Lynch	(1,230)
(9,877)	Safeguard Scientifics Inc	Barclays Bank	(6,223)	(549)	Sanderson Farms Inc	Goldman Sachs	(7,395)	22,104	Schneider National Inc 'B'	Barclays Bank	19,452
(6,589)	Safeguard Scientifics Inc	Goldman Sachs	(5,601)	5,688	Sanderson Farms Inc	Goldman Sachs	76,719	(8,996)	Schneider National Inc 'B'	Barclays Bank	(7,916)
(2,105)	Safety Insurance Group Inc	Bank of America Merrill Lynch	(18,019)	(1,856)	Sanderson Farms Inc	HSBC	(25,367)	29,494	Schneider National Inc 'B'	Goldman Sachs	8,553
(8,900)	Safety Insurance Group Inc	Barclays Bank	(39,160)	9,894	Sanderson Farms Inc	HSBC	160,382	(4,174)	Schneider National Inc 'B'	Goldman Sachs	(1,210)
(17,222)	Safety Insurance Group Inc	Goldman Sachs	(147,420)	8,994	Sanderson Farms Inc	HSBC	160,382	33,251	Schneider National Inc 'B'	HSBC	(15,960)
(10,206)	Safety Insurance Group Inc	HSBC	(61,793)	(2,234)	Sanderson Farms Inc	Morgan Stanley	(20,027)	57,130	Schneider National Inc 'B'	Morgan Stanley	50,274
(5,379)	Safety Insurance Group Inc	Morgan Stanley	(23,668)	1,355	Sanderson Farms Inc	Morgan Stanley	12,317	(1,791)	Schnitzer Steel Industries Inc 'A'	Bank of America Merrill Lynch	(6,018)
				20,843	SandRidge Energy Inc	Barclays Bank	81,079				
				11,898	Sandy Spring Bancorp Inc	Bank of America Merrill Lynch	38,759				
				36,333	Sandy Spring Bancorp Inc	Barclays Bank	50,866				
				15,767	Sandy Spring Bancorp Inc	Goldman Sachs	57,392				
				13,673	Sandy Spring Bancorp Inc	HSBC	41,664				
				4,864	Sandy Spring Bancorp Inc	Morgan Stanley	6,966				
				23,345	Sangamo Therapeutics Inc	Bank of America Merrill Lynch	(5,603)				
				83,103	Sangamo Therapeutics Inc	Barclays Bank	(18,377)				
				51,593	Sangamo Therapeutics Inc	Goldman Sachs	(12,382)				
				44,952	Sangamo Therapeutics Inc	HSBC	(4,497)				
				29,231	Sangamo Therapeutics Inc	Morgan Stanley	(1,888)				

ブラックロック・ストラテジック・ファンズ ブラックロック・アメリカズ・ダイバーシファイド・エクイティ・アブソルート・リターン・ファンド

保有高	銘柄	取引相手	未実現評価益/(損) (米ドル)	保有高	銘柄	取引相手	未実現評価益/(損) (米ドル)	保有高	銘柄	取引相手	未実現評価益/(損) (米ドル)
(2,542)	Schnitzer Steel Industries Inc 'A'	Barclays Bank	(6,122)	(68)	Seaboard Corp	Goldman Sachs	(22,372)	5,913	Security National Financial Corp 'A'	HSBC	5,470
(7,853)	Schnitzer Steel Industries Inc 'A'	Goldman Sachs	(27,207)	(44)	Seaboard Corp	HSBC	(16,766)	10,095	Security National Financial Corp 'A'	Morgan Stanley	8,429
(3,774)	Schnitzer Steel Industries Inc 'A'	HSBC	(10,261)	(107,981)	SeaChange International Inc	Bank of America Merrill Lynch	7,559	(2,073)	Seelos Therapeutics Inc	Bank of America Merrill Lynch	(132)
(628)	Schnitzer Steel Industries Inc 'A'	Morgan Stanley	(1,915)	(22,375)	Seacoast Banking Corp of Florida	Goldman Sachs	(41,170)	(11,310)	Seelos Therapeutics Inc	Barclays Bank	113
(4,441)	Scholar Rock Holding Corp	Barclays Bank	1,332	(7,893)	Seacoast Banking Corp of Florida	Morgan Stanley	(4,104)	3,093	Seer Inc	Bank of America Merrill Lynch	1,585
(4,672)	Scholar Rock Holding Corp	Morgan Stanley	1,402	(2,510)	Seagate Technology Holdings Plc	Bank of America Merrill Lynch	2,034	6,464	Seer Inc	Goldman Sachs	(65)
(6,431)	Scholastic Corp	Barclays Bank	(12,540)	(7,403)	Seagate Technology Holdings Plc	Barclays Bank	(2,739)	(8,327)	SEI Investments Co	Bank of America Merrill Lynch	(24,489)
(6,968)	Scholastic Corp	Goldman Sachs	(6,898)	(3,931)	Seagate Technology Holdings Plc	Goldman Sachs	8,326	(23,111)	SEI Investments Co	Barclays Bank	(57,315)
1,911	Schrodinger Inc	Bank of America Merrill Lynch	4,032	(2,665)	Seagate Technology Holdings Plc	HSBC	(5,170)	(42,383)	SEI Investments Co	Goldman Sachs	(139,864)
1,789	Schrodinger Inc	Barclays Bank	2,290	(10,197)	Seagate Technology Holdings Plc	Morgan Stanley	(3,773)	(8,598)	SEI Investments Co	HSBC	(29,290)
9,122	Schrodinger Inc	Goldman Sachs	19,247	(1,021)	Seagen Inc	Bank of America Merrill Lynch	3,696	(33,538)	Select Energy Services Inc 'A'	Morgan Stanley	(28,843)
3,817	Schrodinger Inc	HSBC	9,886	(2,545)	Seagen Inc	Barclays Bank	1,069	28,307	Select Medical Holdings Corp	Barclays Bank	13,587
1,340	Schrodinger Inc	Morgan Stanley	1,715	(1,424)	Seagen Inc	Goldman Sachs	5,494	(39,438)	Select Medical Holdings Corp	Barclays Bank	(18,930)
(15,467)	Schweitzer-Mauduit International Inc	Bank of America Merrill Lynch	(619)	(2,214)	Seagen Inc	Morgan Stanley	(808)	5,630	Select Medical Holdings Corp	Goldman Sachs	1,239
(25,195)	Schweitzer-Mauduit International Inc	Barclays Bank	(5,543)	(5,706)	Sealed Air Corp	Bank of America Merrill Lynch	(1,343)	(10,001)	Select Medical Holdings Corp	Goldman Sachs	(2,200)
(22,395)	Schweitzer-Mauduit International Inc	Goldman Sachs	(1,362)	(326)	Scaled Air Corp	Barclays Bank	(505)	(11,573)	Select Medical Holdings Corp	HSBC	(27,775)
(5,930)	Schweitzer-Mauduit International Inc	HSBC	(3,333)	23,495	Scaled Air Corp	Goldman Sachs	1,645	(3,177)	Select Medical Holdings Corp	Morgan Stanley	(1,525)
(1,146)	Schweitzer-Mauduit International Inc	Morgan Stanley	(252)	(4,655)	Scaled Air Corp	Goldman Sachs	(326)	41,966	Selecta Biosciences Inc	Barclays Bank	3,592
681	Science Applications International Corp	Barclays Bank	2,377	(6,066)	Scaled Air Corp	HSBC	4,950	21,461	Selecta Biosciences Inc	Goldman Sachs	1,389
5,870	Science Applications International Corp	Goldman Sachs	13,560	12,777	Scaled Air Corp	Morgan Stanley	19,804	11,514	Selecta Biosciences Inc	Morgan Stanley	986
(18,587)	Science Applications International Corp	HSBC	(84,199)	(1,450)	Scaled Air Corp	Morgan Stanley	(2,248)	2,032	Selective Insurance Group Inc	Bank of America Merrill Lynch	2,307
3,570	Science Applications International Corp	HSBC	16,172	5,062	SeaSpine Holdings Corp	Barclays Bank	863	24,241	Selective Insurance Group Inc	Barclays Bank	25,695
3,935	Science Applications International Corp	Morgan Stanley	13,733	10,497	SeaSpine Holdings Corp	Goldman Sachs	1,827	15,984	Selective Insurance Group Inc	HSBC	(22,368)
(6,047)	Scientific Games Corp	Bank of America Merrill Lynch	(19,290)	3,068	SeaSpine Holdings Corp	HSBC	442	3,478	Selective Insurance Group Inc	Morgan Stanley	3,675
(28,857)	Scientific Games Corp	Barclays Bank	(40,688)	18,526	SeaWorld Entertainment Inc	Morgan Stanley	2,223	(12,979)	Selectquote Inc	Bank of America Merrill Lynch	(1,557)
(18,645)	Scientific Games Corp	HSBC	(78,161)	(3,309)	SeaWorld Entertainment Inc	Bank of America Merrill Lynch	7,522	(10,041)	Selectquote Inc	Goldman Sachs	(1,205)
758	Scorpio Tankers Inc	Bank of America Merrill Lynch	3,297	(24,097)	SeaWorld Entertainment Inc	Barclays Bank	(30,675)	(16,610)	Selectquote Inc	HSBC	(9,966)
10,077	Scorpio Tankers Inc	Barclays Bank	28,417	(10,520)	SeaWorld Entertainment Inc	Goldman Sachs	19,898	15,985	Sema4 Holdings Corp	Bank of America Merrill Lynch	2,238
1,410	Scorpio Tankers Inc	Morgan Stanley	3,976	(9,814)	SeaWorld Entertainment Inc	HSBC	16,930	9,758	Sema4 Holdings Corp	Barclays Bank	2,927
(2,765)	Scotts Miracle-Gro Co	Bank of America Merrill Lynch	(3,954)	(6,016)	Second Sight Medical Products Inc	Barclays Bank	(1,444)	7,495	Sema4 Holdings Corp	Goldman Sachs	1,049
(4,177)	Scotts Miracle-Gro Co	Barclays Bank	(20,911)	(1,405)	SecureWorks Corp 'A'	Bank of America Merrill Lynch	(660)	26,149	Sema4 Holdings Corp	HSBC	6,276
(2,135)	Scotts Miracle-Gro Co	Goldman Sachs	(3,053)	(14,162)	SecureWorks Corp 'A'	Morgan Stanley	(1,133)	23,984	Sema4 Holdings Corp	Morgan Stanley	7,195
(4,853)	Scotts Miracle-Gro Co	HSBC	33,437	(1,664)	Security Devices International Inc	Bank of America Merrill Lynch	(3,195)	(1,441)	Semler Scientific Inc	Bank of America Merrill Lynch	2,003
(327)	Scotts Miracle-Gro Co	Morgan Stanley	(1,916)	(35,102)	Security Devices International Inc	Barclays Bank	(28,082)	(217)	Semler Scientific Inc	Barclays Bank	141
(13,909)	scPharmaceuticals Inc	Bank of America Merrill Lynch	(1,252)	(3,876)	Security Devices International Inc	Goldman Sachs	(7,442)	(491)	Sempra Energy	Goldman Sachs	682
(15,143)	scPharmaceuticals Inc	Barclays Bank	5,754	(3,962)	Security Devices International Inc	HSBC	(9,073)	(3,581)	Sempra Energy	Bank of America Merrill Lynch	(10,238)
(8,135)	scPharmaceuticals Inc	Goldman Sachs	(732)	13,316	Security National Financial Corp 'A'	Bank of America Merrill Lynch	11,785	(13,831)	Sempra Energy	Barclays Bank	(13,930)
(1,868)	Sculptor Capital Management Inc	Bank of America Merrill Lynch	(1,980)	(3,962)	Security National Financial Corp 'A'	Barclays Bank	23,015	(18,499)	Sempra Energy	Goldman Sachs	(55,545)
(17,507)	Sculptor Capital Management Inc	Barclays Bank	(7,878)	(3,962)	Security National Financial Corp 'A'	Goldman Sachs	23,168	(9,734)	Sempra Energy	HSBC	(21,318)
(9,308)	Sculptor Capital Management Inc	HSBC	(10,124)	(3,962)	Security National Financial Corp 'A'	Goldman Sachs	23,168	(289)	Sempra Energy	Morgan Stanley	(301)
(128)	Seaboard Corp	Barclays Bank	(58,645)	26,179	Security National Financial Corp 'A'	Goldman Sachs	23,168	18,747	Semtech Corp	Bank of America Merrill Lynch	73,863
								42,472	Semtech Corp	Barclays Bank	126,999
								24,402	Semtech Corp	Goldman Sachs	96,144

ブラックロック・ストラテジック・ファンズ ブラックロック・アメリカズ・ダイバーシファイド・エクイティ・アブソルート・リターン・ファンド

保有高	銘柄	取引相手	未実現評価増益/(減) (米ドル)	保有高	銘柄	取引相手	未実現評価増益/(減) (米ドル)	保有高	銘柄	取引相手	未実現評価増益/(減) (米ドル)
46,182	Semtech Corp	HSBC	249,485	4,617	Shake Shack Inc 'A'	HSBC	10,076	777	Sienna Biopharmaceuticals Inc	Goldman Sachs	—
5,720	Semtech Corp	Morgan Stanley	17,046	2,722	Shake Shack Inc 'A'	Morgan Stanley	13,583	10,644	Sientra Inc	Bank of America	(1,907)
3,911	Seneca Foods Corp 'A'	Barclays Bank	2,229	2,767	Sharps Compliance Corp	Bank of America	470			Merrill Lynch	
2,570	Seneca Foods Corp 'A'	Goldman Sachs	694			Merrill Lynch		33,786	Sientra Inc	Barclays Bank	(8,757)
1,062	Seneca Foods Corp 'A'	HSBC	5,140	22,844	Sharps Compliance Corp	Barclays Bank	7,995	7,226	Sientra Inc	Goldman Sachs	(1,295)
2,802	Seneca Foods Corp 'A'	Morgan Stanley	1,597	16,121	Sharps Compliance Corp	Goldman Sachs	2,741	9,124	Sierra Bancorp	Bank of America	3,014
(1,054)	Sensata Technologies Holding Plc	Barclays Bank	(736)	17,379	Sharps Compliance Corp	Morgan Stanley	6,083			Merrill Lynch	
16,107	Sensata Technologies Holding Plc	Barclays Bank	21,744	16,471	Shattuck Labs Inc	Barclays Bank	(4,447)	20,395	Sierra Bancorp	Goldman Sachs	6,730
(34,806)	Sensata Technologies Holding Plc	Goldman Sachs	(92,142)	7,554	Shattuck Labs Inc	Goldman Sachs	(3,777)	67,340	Sierra Bancorp	Morgan Stanley	30,303
6,136	Sensata Technologies Holding Plc	Goldman Sachs	16,751	13,167	Shattuck Labs Inc	HSBC	(8,822)	(10,718)	SIGA Technologies Inc	Goldman Sachs	(44,587)
(18,938)	Sensata Technologies Holding Plc	HSBC	(43,095)	(15,093)	Shenanadoh Telecommunications Co	Barclays Bank	(6,188)	(62,709)	SIGA Technologies Inc	Morgan Stanley	(43,269)
(2,720)	Sensata Technologies Holding Plc	Morgan Stanley	(5,132)	(12,738)	Shenanadoh Telecommunications Co	Goldman Sachs	(26,750)	(5,366)	Sight Sciences Inc	Goldman Sachs	(2,898)
3,898	Sensient Technologies Corp	Bank of America	12,240	(6,752)	Shenanadoh Telecommunications Co	HSBC	(12,289)	(1,540)	Sight Sciences Inc	HSBC	(3,188)
5,635	Sensient Technologies Corp	Merrill Lynch		(303)	Sherwin-Williams Co	Bank of America	1,439	9,226	Sigilon Therapeutics Inc	Bank of America	535
12,990	Sensient Technologies Corp	Goldman Sachs	40,021	(4,485)	Sherwin-Williams Co	Barclays Bank	(32,965)	2,606	Sigilon Therapeutics Inc	Barclays Bank	41
516	Sensient Technologies Corp	HSBC	1,496	(4,653)	Sherwin-Williams Co	Goldman Sachs	22,102	14,076	Sigilon Therapeutics Inc	Goldman Sachs	816
(1,193)	SentinelOne Inc 'A'	Bank of America	(3,806)	(7,484)	Sherwin-Williams Co	HSBC	61,186	6,922	Sigilon Therapeutics Inc	HSBC	(1,007)
(10,497)	SentinelOne Inc 'A'	Barclays Bank	(16,480)	(595)	Sherwin-Williams Co	Morgan Stanley	(4,373)	11,066	Sigilon Therapeutics Inc	Morgan Stanley	174
(16,202)	SentinelOne Inc 'A'	Goldman Sachs	(51,684)	(156)	Shift4 Payments Inc 'A'	Bank of America	(345)	(7,463)	Signature Bank	Barclays Bank	(89,631)
(11,047)	SentinelOne Inc 'A'	HSBC	(44,272)	(9,265)	Shift4 Payments Inc 'A'	Merrill Lynch		385	Signature Bank	Barclays Bank	7,522
6,264	Seres Therapeutics Inc	Bank of America	(2,568)	(5,305)	Shift4 Payments Inc 'A'	Goldman Sachs	(11,303)	(1,707)	Signature Bank	Goldman Sachs	(38,954)
34,952	Seres Therapeutics Inc	Barclays Bank	(1,143)	(6,988)	Shift4 Payments Inc 'A'	HSBC	(48,636)	(1,027)	Signature Bank	HSBC	10,558
7,214	Seres Therapeutics Inc	Goldman Sachs	1,218	(5,525)	Shift4 Payments Inc 'A'	Morgan Stanley	(6,740)	1,172	Signature Bank	Morgan Stanley	14,076
7,627	Seres Therapeutics Inc	Morgan Stanley	(1,068)	(2,096)	Shoals Technologies Group Inc 'A'	Bank of America	(2,398)	(886)	Signet Jewelers Ltd	Bank of America	1,834
(4,906)	Seritage Growth Properties 'A' (REIT)	Bank of America	(442)	(5,252)	Shoals Technologies Group Inc 'A'	Merrill Lynch		731	Signet Jewelers Ltd	Bank of America	(1,513)
(41,725)	Seritage Growth Properties 'A' (REIT)	Barclays Bank	(12,504)	(2,966)	Shoals Technologies Group Inc 'A'	Bank of America	(2,398)	(6,882)	Signet Jewelers Ltd	Barclays Bank	(20,370)
(14,207)	Seritage Growth Properties 'A' (REIT)	Morgan Stanley	(4,120)	(5,252)	Shoals Technologies Group Inc 'A'	Barclays Bank	(20,777)	4,590	Signet Jewelers Ltd	Barclays Bank	13,586
(2,234)	Service Corp International	Barclays Bank	156	(605)	Shockwave Medical Inc	Bank of America	(3,279)	(10,475)	Signet Jewelers Ltd	Goldman Sachs	21,683
9,967	Service Corp International	Goldman Sachs	11,562	(526)	Shockwave Medical Inc	Merrill Lynch		1,186	Signet Jewelers Ltd	Goldman Sachs	(2,455)
(2,275)	Service Corp International	Goldman Sachs	(2,948)	1,758	Shockwave Medical Inc	Barclays Bank	5,995	(1,446)	Signet Jewelers Ltd	HSBC	15,024
5,255	Service Corp International	HSBC	(1,051)	(570)	Shockwave Medical Inc	Goldman Sachs	(4,298)	3,002	Signet Jewelers Ltd	HSBC	(31,191)
(978)	Service Corp International	HSBC	196	229	Shockwave Medical Inc	HSBC	679	1,658	Signet Jewelers Ltd	Morgan Stanley	4,453
756	ServiceNow Inc	Bank of America	28,380	403	Shockwave Medical Inc	Morgan Stanley	1,374	(5,583)	Signify Health Inc 'A'	Bank of America	(5,583)
5,500	ServiceNow Inc	Barclays Bank	221,925	(365)	Shockwave Medical Inc	Morgan Stanley	(1,245)	(27,306)	Signify Health Inc 'A'	Barclays Bank	(16,384)
3,504	ServiceNow Inc	HSBC	156,278	1,583	Shoe Carnival Inc	Barclays Bank	4,037	3,510	Signify Health Inc 'A'	Barclays Bank	2,106
813	ServiceNow Inc	Morgan Stanley	32,805	15,407	Shoe Carnival Inc	Goldman Sachs	(38,980)	(5,225)	Signify Health Inc 'A'	Goldman Sachs	(5,225)
2,690	ServiceFirst Bancshares Inc	Bank of America	6,000	1,969	Shoe Carnival Inc	HSBC	(4,883)	(10,827)	Signify Health Inc 'A'	Morgan Stanley	(6,496)
9,473	ServiceFirst Bancshares Inc	Barclays Bank	24,217	7,781	Shore Bancshares Inc	Barclays Bank	3,035	3,337	Signify Health Inc 'A'	Morgan Stanley	2,002
5,709	ServiceFirst Bancshares Inc	Goldman Sachs	13,646	15,580	Shore Bancshares Inc	Goldman Sachs	8,725	6,829	Silgan Holdings Inc	Bank of America	(787)
6,348	ServiceFirst Bancshares Inc	HSBC	15,155	(2,719)	ShotSpotter Inc	Barclays Bank	(5,601)			Merrill Lynch	
956	ServiceFirst Bancshares Inc	Morgan Stanley	2,428	(868)	ShotSpotter Inc	Goldman Sachs	(1,680)	(4,357)	Silgan Holdings Inc	Bank of America	(5,059)
(149,481)	Sesen Bio Inc	Barclays Bank	(3,827)	(9,482)	ShotSpotter Inc	HSBC	(59,263)	30,881	Silgan Holdings Inc	Barclays Bank	34,587
37,354	SFL Corp Ltd	Barclays Bank	11,206	(1,948)	ShotSpotter Inc	Morgan Stanley	(4,013)	(13,477)	Silgan Holdings Inc	Barclays Bank	(15,094)
50,511	SFL Corp Ltd	Goldman Sachs	(1,515)	2,725	Shutterstock Inc	Bank of America	(8,529)	(19,044)	Silgan Holdings Inc	Goldman Sachs	1,135
505	Shake Shack Inc 'A'	Bank of America	1,899	(73,799)	Siebert Financial Corp	Barclays Bank	18,450	(7,479)	Silgan Holdings Inc	HSBC	1,331
		Merrill Lynch		(760)	Siebert Financial Corp	Goldman Sachs	—	19,325	Silgan Holdings Inc	Morgan Stanley	21,644
21,278	Shake Shack Inc 'A'	Barclays Bank	106,177	(1,050)	Siebert Financial Corp	HSBC	168	(2,828)	Silgan Holdings Inc	Morgan Stanley	(1,857)
7,720	Shake Shack Inc 'A'	Goldman Sachs	29,027	(659)	Siebert Financial Corp	Morgan Stanley	165	665	Silicon Laboratories Inc	Bank of America	6,670
										Merrill Lynch	
								28,983	Silicon Laboratories Inc	Barclays Bank	304,321
								18,776	Silicon Laboratories Inc	Goldman Sachs	188,323
								3,417	Silicon Laboratories Inc	HSBC	48,214
								(3,758)	Silk Road Medical Inc	Barclays Bank	(12,364)
								(9,140)	Silk Road Medical Inc	Goldman Sachs	(27,786)
								(4,107)	Silk Road Medical Inc	HSBC	(15,252)
								(356)	Silk Road Medical Inc	Morgan Stanley	(1,171)
								21,174	Silverback Therapeutics Inc	Barclays Bank	4,447
								17,888	Silverback Therapeutics Inc	Goldman Sachs	6,976
								7,135	Silverback Therapeutics Inc	HSBC	3,425

ブラックロック・ストラテジック・ファンズ ブラックロック・アメリカズ・ダイバーシファイド・エクイティ・アブソルート・リターン・ファンド

保有高	銘柄	取引相手	未実現評価増益/(損) (米ドル)	保有高	銘柄	取引相手	未実現評価増益/(損) (米ドル)	保有高	銘柄	取引相手	未実現評価増益/(損) (米ドル)
(11,112)	SilverBow Resources Inc	Barclays Bank	(60,783)	2,717	Singular Genomics Systems Inc	HSBC	(245)	2,326	Sky Harbour Group Corp	Morgan Stanley	512
(719)	SilverBow Resources Inc	Goldman Sachs	(5,126)					(3,281)	Skyline Champion Corp	Barclays Bank	197
(4,352)	SilverBow Resources Inc	HSBC	(36,731)	6,848	Singular Genomics Systems Inc	Morgan Stanley	548	(5,405)	Skyline Champion Corp	Goldman Sachs	4,054
9,429	SilverCrest Asset Management Group Inc 'A'	Bank of America	5,657					(2,136)	Skyline Champion Corp	HSBC	(1,495)
11,782	SilverCrest Asset Management Group Inc 'A'	Merrill Lynch		61,086	Sirius XM Holdings Inc	Bank of America	12,872	(3,909)	Skyline Champion Corp	Morgan Stanley	235
		Barclays Bank	4,595			Merrill Lynch		(4,377)	SkyWater Technology Inc	Bank of America	(3,327)
11,133	SilverCrest Asset Management Group Inc 'A'	Goldman Sachs	6,680	99,417	Sirius XM Holdings Inc	Goldman Sachs	22,866	(8,852)	SkyWater Technology Inc	Barclays Bank	(12,216)
				11,350	Sirius XM Holdings Inc	Morgan Stanley	1,476	(8,810)	SkyWater Technology Inc	Goldman Sachs	(6,696)
9,561	SilverCrest Asset Management Group Inc 'A'	HSBC	(1,530)	(210,820)	SiriusPoint Ltd	Barclays Bank	48,489	(576)	SkyWater Technology Inc	Morgan Stanley	(795)
				(53,105)	SiriusPoint Ltd	Morgan Stanley	12,214	(10,632)	SkyWest Inc	Barclays Bank	(12,007)
21,829	SilverCrest Asset Management Group Inc 'A'	Morgan Stanley	8,513	23,890	SITE Centers Corp (REIT)	Bank of America	22,218	(5,989)	SkyWest Inc	HSBC	(3,593)
						Merrill Lynch		(11,738)	SkyWest Inc	Morgan Stanley	(12,081)
(1,145)	Silvergate Capital Corp 'A'	Bank of America	(13,763)	52,684	SITE Centers Corp (REIT)	Barclays Bank	77,445	2,583	Skyworks Solutions Inc	Bank of America	5,149
		Merrill Lynch		51,363	SITE Centers Corp (REIT)	Goldman Sachs	47,768			Merrill Lynch	
(5,959)	Silvergate Capital Corp 'A'	Barclays Bank	(53,810)	29,027	SITE Centers Corp (REIT)	HSBC	32,801	(12,839)	Skyworks Solutions Inc	Barclays Bank	(66,891)
(1,544)	Silvergate Capital Corp 'A'	Goldman Sachs	(18,559)	6,404	SITE Centers Corp (REIT)	Morgan Stanley	9,414	(5,381)	Skyworks Solutions Inc	HSBC	(28,573)
(3,741)	Silvergate Capital Corp 'A'	Morgan Stanley	(33,781)	21,629	SiteOne Landscape Supply Inc	Barclays Bank	161,785	3,792	Skyworks Solutions Inc	HSBC	20,260
4,955	Simmons First National Corp 'A'	Barclays Bank	2,527	6,263	SiteOne Landscape Supply Inc	Goldman Sachs	17,599	(6,474)	Skyworks Solutions Inc	Morgan Stanley	(33,730)
8,584	Simmons First National Corp 'A'	Goldman Sachs	12,447	14,850	SiteOne Landscape Supply Inc	HSBC	120,434	1,128	Skyworks Solutions Inc	Morgan Stanley	5,877
								(10,467)	SL Green Realty Corp (REIT)	Barclays Bank	(11,514)
6,831	Simmons First National Corp 'A'	HSBC	6,011	1,136	SiteOne Landscape Supply Inc	Morgan Stanley	8,497	4,526	SL Green Realty Corp (REIT)	Barclays Bank	4,979
7,606	Simon Property Group Inc (REIT)	Bank of America	(23,198)	(6,412)	SiTime Corp	Goldman Sachs	(135,549)	(25,075)	SL Green Realty Corp (REIT)	Goldman Sachs	37,362
17,899	Simon Property Group Inc (REIT)	Merrill Lynch		(4,785)	SiTime Corp	HSBC	(200,848)	4,072	SL Green Realty Corp (REIT)	Goldman Sachs	(3,533)
		Barclays Bank	108,289	(307)	SiTime Corp	Morgan Stanley	(2,367)	(6,776)	SL Green Realty Corp (REIT)	HSBC	25,274
6,504	Simon Property Group Inc (REIT)	Goldman Sachs	(19,837)	(14,402)	SITO Mobile Ltd	Bank of America	—				
				(66,470)	SITO Mobile Ltd	Goldman Sachs	—	6,626	SL Green Realty Corp (REIT)	HSBC	(18,086)
3,832	Simon Property Group Inc (REIT)	HSBC	2,941	(7,365)	Six Flags Entertainment Corp	Bank of America	(2,336)	2,236	SL Green Realty Corp (REIT)	Morgan Stanley	2,460
199	Simon Property Group Inc (REIT)	Morgan Stanley	1,204	5,602	Six Flags Entertainment Corp	Bank of America	5,602	(4,858)	Sleep Number Corp	Barclays Bank	(17,537)
(6,274)	Simply Good Foods Co	Barclays Bank	(11,092)	3,412	Six Flags Entertainment Corp	Merrill Lynch		(5,223)	Sleep Number Corp	Goldman Sachs	(30,032)
(9,247)	Simply Good Foods Co	Goldman Sachs	(17,152)	(11,429)	Six Flags Entertainment Corp	Goldman Sachs	3,372	(2,446)	Sleep Number Corp	HSBC	(14,700)
(4,257)	Simply Good Foods Co	Morgan Stanley	(8,622)			HSBC	14,558	(1,795)	Sleep Number Corp	Morgan Stanley	(6,480)
(6,516)	Simpson Manufacturing Co Inc	Bank of America	(28,279)	1,556	Six Flags Entertainment Corp	HSBC	1,563	(43,538)	SLM Corp	Bank of America	(104,861)
		Merrill Lynch								Merrill Lynch	
(14,416)	Simpson Manufacturing Co Inc	Barclays Bank	(44,977)	4,571	Six Flags Entertainment Corp	Morgan Stanley	4,980	(11,120)	SLM Corp	Barclays Bank	(16,012)
								(56,990)	SLM Corp	Goldman Sachs	(130,331)
(11,149)	Simpson Manufacturing Co Inc	HSBC	(11,275)	1,362	SJW Group	Bank of America	(27)	(28,350)	SLM Corp	HSBC	(84,483)
						Merrill Lynch		(27,934)	SLM Corp	Morgan Stanley	(40,225)
(4,375)	Simpson Manufacturing Co Inc	Morgan Stanley	(13,650)	10,445	SJW Group	Barclays Bank	(2,716)	1,156	SM Energy Co	Bank of America	17,223
(13,880)	Simulations Plus Inc	Barclays Bank	(46,359)	17,938	SJW Group	Goldman Sachs	(150)	22,998	SM Energy Co	Merrill Lynch	
(1,132)	Simulations Plus Inc	Goldman Sachs	(3,588)	10,318	SJW Group	HSBC	16,332	2,044	SM Energy Co	Barclays Bank	272,066
(602)	Simulations Plus Inc	HSBC	(4,124)	14,467	SJW Group	Morgan Stanley	(3,761)	(2,201)	SM Energy Co	Goldman Sachs	32,459
3,846	Sinclair Broadcast Group Inc 'A'	Bank of America	(6,173)	(11,043)	Skechers USA Inc 'A'	Bank of America	(14,951)	2,428	SM Energy Co	Goldman Sachs	(34,952)
		Merrill Lynch				Merrill Lynch		2,428	SM Energy Co	HSBC	42,374
19,798	Sinclair Broadcast Group Inc 'A'	Barclays Bank	(22,570)	19,774	Skechers USA Inc 'A'	Barclays Bank	45,678	1,876	SM Energy Co	Morgan Stanley	22,193
				(4,921)	Skechers USA Inc 'A'	Barclays Bank	(15,370)	(3,227)	SM Energy Co	Morgan Stanley	(38,175)
9,391	Sinclair Broadcast Group Inc 'A'	Goldman Sachs	(6,855)	(3,216)	Skechers USA Inc 'A'	Goldman Sachs	(5,853)	(5,788)	SMART Global Holdings Inc	Barclays Bank	(7,119)
				(7,222)	Skechers USA Inc 'A'	HSBC	(19,304)	(22,574)	SMART Global Holdings Inc	Goldman Sachs	(42,213)
3,966	Sinclair Broadcast Group Inc 'A'	HSBC	3,799	(24,877)	Skillsoft Corp	Goldman Sachs	(22,389)				
				93,903	Skillz Inc	Bank of America	17,269	35,019	SmartFinancial Inc	Barclays Bank	34,669
7,846	Sinclair Broadcast Group Inc 'A'	Morgan Stanley	(7,847)	78,082	Skillz Inc	Merrill Lynch		54,127	SmartFinancial Inc	Goldman Sachs	76,319
				17,455	Skillz Inc	Barclays Bank	10,541	11,601	SmartFinancial Inc	HSBC	7,077
10,668	Singular Genomics Systems Inc	Bank of America	424	57,338	Skillz Inc	Goldman Sachs	2,706	25,568	SmartFinancial Inc	Morgan Stanley	25,312
		Merrill Lynch		17,608	Skillz Inc	HSBC		(1,359)	Smartsheet Inc 'A'	Bank of America	2,854
12,284	Singular Genomics Systems Inc	Barclays Bank	983	4,964	Sky Harbour Group Corp	Morgan Stanley	2,377			Merrill Lynch	
						Bank of America	3,822	1,799	Smartsheet Inc 'A'	Barclays Bank	594
20,273	Singular Genomics Systems Inc	Goldman Sachs	3,041	2,111	Sky Harbour Group Corp	Merrill Lynch		(1,239)	Smartsheet Inc 'A'	Barclays Bank	(409)
				2,541	Sky Harbour Group Corp	Barclays Bank	464	671	Smartsheet Inc 'A'	Goldman Sachs	227
						Goldman Sachs	1,957				

ブラックロック・ストラテジック・ファンズ ブラックロック・アメリカズ・ダイバーシファイド・エクイティ・アブソルート・リターン・ファンド

保有高	銘柄	取引相手	未実現評価益/(損) (米ドル)	保有高	銘柄	取引相手	未実現評価益/(損) (米ドル)	保有高	銘柄	取引相手	未実現評価益/(損) (米ドル)
(671)	Smartsheet Inc 'A'	Goldman Sachs	1,409	5,066	Sonos Inc	Bank of America	4,063	(3,409)	Southwest Airlines Co	Bank of America	(3,942)
3,860	Smartsheet Inc 'A'	HSBC	(14,707)			Merrill Lynch					
(3,273)	Smartsheet Inc 'A'	HSBC	10,290	25,767	Sonos Inc	Barclays Bank	19,841	(2,947)	Southwest Airlines Co	Barclays Bank	(10,554)
1,264	Smartsheet Inc 'A'	Morgan Stanley	417	3,342	Sonos Inc	Goldman Sachs	—	(69,149)	Southwest Airlines Co	Goldman Sachs	(146,573)
(804)	Smartsheet Inc 'A'	Morgan Stanley	(265)	14,124	Sonos Inc	HSBC	13,593	(32,235)	Southwest Airlines Co	HSBC	(39,772)
(125,050)	Smith Micro Software Inc	Barclays Bank	(16,257)	10,739	Sonos Inc	Morgan Stanley	8,269	(11,468)	Southwest Airlines Co	Morgan Stanley	(22,363)
(40,607)	Smith Micro Software Inc	Goldman Sachs	(6,903)	38,997	Sorrento Therapeutics Inc	Bank of America	7,214	(2,926)	Southwest Gas Holdings Inc	Bank of America	(2,985)
(41,062)	Smith Micro Software Inc	HSBC	(2,053)			Merrill Lynch					
(870)	Smith-Midland Corp	Goldman Sachs	339	126,639	Sorrento Therapeutics Inc	Barclays Bank	5,699	2,160	Southwest Gas Holdings Inc	Bank of America	(403)
(16,836)	Snap Inc 'A'	Bank of America	152,197	14,450	Sorrento Therapeutics Inc	Goldman Sachs	2,673				
		Merrill Lynch		180,722	Sorrento Therapeutics Inc	HSBC	47,891	(3,455)	Southwest Gas Holdings Inc	Barclays Bank	69
(5,443)	Snap Inc 'A'	Barclays Bank	44,034	(21,955)	Sotera Health Co	Bank of America	(26,127)	(7,348)	Southwest Gas Holdings Inc	Goldman Sachs	(7,238)
(4,919)	Snap Inc 'A'	Goldman Sachs	44,468			Merrill Lynch		(2,075)	Southwest Gas Holdings Inc	HSBC	(4,311)
(4,803)	Snap Inc 'A'	Morgan Stanley	38,856	(8,982)	Sotera Health Co	Barclays Bank	(3,952)	(4,418)	Southwest Gas Holdings Inc	Morgan Stanley	88
(20,844)	Snap One Holdings Corp	Goldman Sachs	(14,174)	(14,089)	Sotera Health Co	Goldman Sachs	(16,766)	(9,705)	Southwestern Energy Co	Bank of America	(24,651)
(1,044)	Snap One Holdings Corp	HSBC	(418)	(12,566)	Sotera Health Co	Morgan Stanley	(5,529)				
1,758	Snap-on Inc	Bank of America	13,843	9,183	South Jersey Industries Inc	Bank of America	6,192	(75,774)	Southwestern Energy Co	Barclays Bank	(121,238)
		Merrill Lynch				Merrill Lynch		(117,861)	Southwestern Energy Co	Goldman Sachs	(299,367)
16,878	Snap-on Inc	Barclays Bank	137,342	(21,595)	South Jersey Industries Inc	Barclays Bank	(1,080)	(34,402)	Southwestern Energy Co	HSBC	(94,262)
7,372	Snap-on Inc	Goldman Sachs	28,127	3,551	South Jersey Industries Inc	Barclays Bank	178	23,558	Sovos Brands Inc	Barclays Bank	1,985
2,562	Snap-on Inc	HSBC	4,368	(55,006)	South Jersey Industries Inc	Goldman Sachs	(61,057)	3,536	Sovos Brands Inc	Goldman Sachs	(1,503)
1,032	Snap-on Inc	Morgan Stanley	8,514	4,393	South Jersey Industries Inc	HSBC	4,022	13,142	Sovos Brands Inc	HSBC	(2,037)
(39)	Snowflake Inc 'A'	Bank of America	840	(61,835)	South Jersey Industries Inc	HSBC	(55,328)	2,995	SP Plus Corp	Barclays Bank	1,145
		Merrill Lynch		53,277	South Plains Financial Inc	Barclays Bank	46,884	1,789	SP Plus Corp	Goldman Sachs	1,766
(8,238)	Snowflake Inc 'A'	Barclays Bank	90,288	4,077	South Plains Financial Inc	Goldman Sachs	3,262	4,726	SP Plus Corp	Morgan Stanley	2,316
(2,800)	Snowflake Inc 'A'	Goldman Sachs	45,071	4,138	South Plains Financial Inc	HSBC	1,697	963	SpartanNash Co	Bank of America	39
(579)	Snowflake Inc 'A'	HSBC	8,917	21,612	South Plains Financial Inc	Morgan Stanley	19,019				
(1,305)	Snowflake Inc 'A'	Morgan Stanley	8,920	24,789	South State Corp	Barclays Bank	95,704	11,694	SpartanNash Co	Bank of America	25,376
(7,956)	Sofi Technologies Inc	Bank of America	(5,012)	(3,475)	South State Corp	Barclays Bank	(13,622)	3,356	SpartanNash Co	Goldman Sachs	(340)
		Merrill Lynch		15,133	South State Corp	Goldman Sachs	82,056	3,826	SpartanNash Co	HSBC	6,466
(30,925)	Sofi Technologies Inc	Barclays Bank	(8,350)	(4,156)	South State Corp	Goldman Sachs	(22,983)	2,807	SpartanNash Co	Morgan Stanley	6,091
(16,640)	Sofi Technologies Inc	Goldman Sachs	(10,483)	15,129	South State Corp	HSBC	34,855	(1,314)	Spectrum Brands	Barclays Bank	(4,625)
(2,632)	SolarEdge Technologies Inc	Barclays Bank	(58,878)	(2,451)	South State Corp	HSBC	(12,326)				
388	SolarEdge Technologies Inc	Goldman Sachs	14,149	2,489	South State Corp	Morgan Stanley	10,689	(12,945)	Spectrum Brands	Goldman Sachs	(2,918)
709	SolarEdge Technologies Inc	Morgan Stanley	15,860	(61,501)	Southern Co	Barclays Bank	(84,257)				
(12,146)	Solaris Oilfield	Morgan Stanley	(14,211)	(51,459)	Southern Co	Goldman Sachs	(66,059)	(19,638)	Spectrum Brands	HSBC	(31,009)
				(9,800)	Southern Co	Morgan Stanley	(13,426)				
21,007	SolarWinds Corp	Bank of America	13,234	1,387	Southern Copper Corp	Bank of America	3,445	(781)	Spectrum Brands	Morgan Stanley	(2,749)
		Merrill Lynch				Merrill Lynch					
12,706	SolarWinds Corp	Barclays Bank	5,254	3,474	Southern Copper Corp	Barclays Bank	10,596	(11,106)	Spero Therapeutics Inc	Barclays Bank	1,333
16,839	SolarWinds Corp	Goldman Sachs	9,790	(30,405)	Southern Copper Corp	Goldman Sachs	(291,280)	(8,996)	Spero Therapeutics Inc	Morgan Stanley	1,080
2,347	SolarWinds Corp	HSBC	2,324	13,339	Southern Copper Corp	HSBC	74,943	10	Spire Global Inc	Barclays Bank	1
7,795	SolarWinds Corp	Morgan Stanley	3,352	12,973	Southern First Bancshares Inc	Barclays Bank	27,632	(20,013)	Spire Inc	Bank of America	(48,431)
(31,398)	Soleno Therapeutics Inc	Bank of America	414								
		Merrill Lynch		11,337	Southern First Bancshares Inc	Goldman Sachs	29,249	(9,438)	Spire Inc	Barclays Bank	(21,707)
(113,435)	Soleno Therapeutics Inc	Barclays Bank	4,106					(13,117)	Spire Inc	Goldman Sachs	(31,743)
7,659	Solid Biosciences Inc	Bank of America	370	467	Southern First Bancshares Inc	HSBC	(89)	(46,448)	Spire Inc	HSBC	(104,972)
		Merrill Lynch						(9,965)	Spire Inc	Morgan Stanley	(22,920)
67,855	Solid Biosciences Inc	Barclays Bank	4,404	3,410	Southern First Bancshares Inc	Morgan Stanley	7,263	2,027	Spirit AeroSystems Holdings Inc 'A'	Bank of America	6,062
92,554	Solid Biosciences Inc	Goldman Sachs	4,470								
53,725	Solid Biosciences Inc	HSBC	3,992	160	Southern Missouri Bancorp Inc	Bank of America	267	(10,557)	Spirit AeroSystems Holdings Inc 'A'	Barclays Bank	(15,836)
57,188	Solid Biosciences Inc	Morgan Stanley	3,712								
755	Sonic Automotive Inc 'A'	Bank of America	15	10,488	Southern Missouri Bancorp Inc	Barclays Bank	7,027	7,373	Spirit AeroSystems Holdings Inc 'A'	Barclays Bank	11,059
		Merrill Lynch									
18,057	Sonic Automotive Inc 'A'	Barclays Bank	57,060	6,142	Southern Missouri Bancorp Inc	Goldman Sachs	10,257	(10,625)	Spirit AeroSystems Holdings Inc 'A'	Goldman Sachs	(15,831)
1,360	Sonic Automotive Inc 'A'	Morgan Stanley	4,298								
(7,903)	Sonida Senior Living Inc	Bank of America	11,143	5,902	Southern Missouri Bancorp Inc	HSBC	12,512	(1,659)	Spirit AeroSystems Holdings Inc 'A'	HSBC	(3,996)
		Merrill Lynch									
19,022	Sonoco Products Co	Bank of America	9,321	12,152	Southern Missouri Bancorp Inc	Morgan Stanley	8,142	(3,097)	Spirit AeroSystems Holdings Inc 'A'	Morgan Stanley	(4,646)
		Merrill Lynch									
18,761	Sonoco Products Co	Barclays Bank	25,890	(9,643)	Southside Bancshares Inc	Barclays Bank	(11,379)	6,460	Spirit AeroSystems Holdings Inc 'A'	Morgan Stanley	9,690
19,606	Sonoco Products Co	Goldman Sachs	5,424	(32,647)	Southside Bancshares Inc	Goldman Sachs	(62,356)				
41,632	Sonoco Products Co	HSBC	(21,365)	(682)	Southside Bancshares Inc	HSBC	(681)	(2,548)	Spirit Realty Capital Inc (REIT)	Bank of America	(4,031)
4,424	Sonoco Products Co	Morgan Stanley	6,105	(32,529)	Southside Bancshares Inc	Morgan Stanley	(38,384)				

ブラックロック・ストラテジック・ファンズ ブラックロック・アメリカズ・ダイバーシファイド・エクイティ・アブソルート・リターン・ファンド

保有高	銘柄	取引相手	未実現評価増益/(損) (米ドル)	保有高	銘柄	取引相手	未実現評価増益/(損) (米ドル)	保有高	銘柄	取引相手	未実現評価増益/(損) (米ドル)
(66,823)	Spirit Realty Capital Inc (REIT)	Barclays Bank	(117,608)	1,794	SQZ Biotechnologies Co	Barclays Bank	520	(14,118)	Starbucks Corp	Barclays Bank	(51,390)
15,804	Spirit Realty Capital Inc (REIT)	Barclays Bank	27,815	14,396	SQZ Biotechnologies Co	Goldman Sachs	9,213	(45,662)	Starbucks Corp	Goldman Sachs	(212,742)
(14,192)	Spirit Realty Capital Inc (REIT)	Goldman Sachs	5,436	(1,319)	SS&C Technologies Holdings Inc	Bank of America	(5,988)	(16,691)	Starbucks Corp	HSBC	(59,587)
6,492	Spirit Realty Capital Inc (REIT)	Goldman Sachs	(2,792)	(20,147)	SS&C Technologies Holdings Inc	Merrill Lynch		(1,384)	Starbucks Corp	Morgan Stanley	(5,038)
(7,898)	Spirit Realty Capital Inc (REIT)	HSBC	(12,154)	(21,343)	SS&C Technologies Holdings Inc	Barclays Bank	(40,899)	4,388	Starry Group Holdings Inc 'A'	Bank of America	4,651
9,177	Spirit Realty Capital Inc (REIT)	HSBC	18,813	(28,285)	SS&C Technologies Holdings Inc	Goldman Sachs	(96,897)	28,403	Starry Group Holdings Inc 'A'	Merrill Lynch	
(34,221)	Spirit Realty Capital Inc (REIT)	Morgan Stanley	(60,229)	(16,872)	SSR Mining Inc	Barclays Bank	(8,423)	10,964	Starry Group Holdings Inc 'A'	Goldman Sachs	11,622
1,793	Splunk Inc	Bank of America	19,084	68,042	SSR Mining Inc	Goldman Sachs	3,798	4,669	Starry Group Holdings Inc 'A'	HSBC	5,883
745	Splunk Inc	Merrill Lynch	4,992	7,624	SSR Mining Inc	HSBC	(4,417)	14,771	StarTek Inc	Bank of America	8,567
10,951	Splunk Inc	HSBC	115,531	(733)	St Joe Co	Bank of America	(1,312)	13,568	StarTek Inc	Merrill Lynch	
2,060	Splunk Inc	Goldman Sachs	16,566	(6,763)	St Joe Co	Merrill Lynch		10,982	StarTek Inc	Barclays Bank	2,578
23,144	Spok Holdings Inc	Morgan Stanley	(694)	(19,327)	St Joe Co	Barclays Bank	(16,096)	2,281	StarTek Inc	Goldman Sachs	6,370
35,217	Spok Holdings Inc	Bank of America	(14,791)	(5,147)	St Joe Co	Goldman Sachs	(34,595)	4,338	StarTek Inc	HSBC	(867)
22,526	Spok Holdings Inc	Merrill Lynch	(676)	(1,802)	STAAR Surgical Co	HSBC	(7,051)	(29,534)	StarTek Inc	Morgan Stanley	824
3,541	Spok Holdings Inc	HSBC	(865)	(1,802)	STAAR Surgical Co	Bank of America	(19,642)	(117,293)	Starwood Property Trust Inc (REIT)	Bank of America	(12,109)
9,756	Sportsman's Warehouse Holdings Inc	Barclays Bank	(14,791)	(6,793)	STAAR Surgical Co	Merrill Lynch		(68,853)	Starwood Property Trust Inc (REIT)	Merrill Lynch	
11,878	Sportsman's Warehouse Holdings Inc	Goldman Sachs	(676)	(1,018)	STAAR Surgical Co	Bank of America	6,475	(81,404)	Starwood Property Trust Inc (REIT)	Barclays Bank	(79,760)
17,495	Sportsman's Warehouse Holdings Inc	HSBC	(865)	(4,899)	STAAR Surgical Co	Goldman Sachs	(11,096)	(7,355)	Starwood Property Trust Inc (REIT)	HSBC	(87,523)
5,502	Sportsman's Warehouse Holdings Inc	Barclays Bank	(14,791)	(2,079)	STAAR Surgical Co	HSBC	(55,758)	(420)	State Street Corp	Goldman Sachs	(28,230)
430	Spotify Technology SA	Bank of America	4,730	(6,737)	STAG Industrial Inc (REIT)	Morgan Stanley	(10,312)	(1,760)	State Street Corp	HSBC	(603)
5,976	Spotify Technology SA	Merrill Lynch	17,808	(53,748)	STAG Industrial Inc (REIT)	Bank of America	10,847	(8,345)	State Street Corp	Morgan Stanley	17,882
4,136	Spotify Technology SA	Barclays Bank	17,808	22,348	STAG Industrial Inc (REIT)	Merrill Lynch		(11,975)	State Street Corp	Barclays Bank	(85,502)
(4,301)	SpringWorks Therapeutics Inc	Goldman Sachs	45,496	(10,513)	STAG Industrial Inc (REIT)	Barclays Bank	10,504	6,116	State Street Corp	Goldman Sachs	62,139
(7,102)	SpringWorks Therapeutics Inc	Barclays Bank	(80,902)	2,355	STAG Industrial Inc (REIT)	Goldman Sachs	16,926	14,518	State Street Corp	HSBC	121,177
(667)	SpringWorks Therapeutics Inc	Goldman Sachs	129,683	(67,621)	STAG Industrial Inc (REIT)	Goldman Sachs	(3,792)	14,204	State Street Corp	Morgan Stanley	101,417
(1,806)	Sprout Social Inc 'A'	Barclays Bank	(38,601)	64,032	STAG Industrial Inc (REIT)	HSBC	87,085	72,807	Steelcase Inc 'A'	Barclays Bank	33,127
(7,096)	Sprout Social Inc 'A'	Goldman Sachs	(42,587)	25,494	STAG Industrial Inc (REIT)	HSBC	(73,413)	58,134	Steelcase Inc 'A'	Goldman Sachs	30,520
(4,450)	Sprout Social Inc 'A'	HSBC	(138,044)	(25,494)	STAG Industrial Inc (REIT)	Morgan Stanley	(11,982)	21,895	Steelcase Inc 'A'	HSBC	16,312
(18,945)	Sprout Social Inc 'A'	Morgan Stanley	(61,676)	21,348	STAG Industrial Inc (REIT)	Goldman Sachs	1,133	2,484	Steelcase Inc 'A'	Morgan Stanley	1,130
(7,040)	Sprout Social Inc 'A'	Bank of America	(26,156)	7,607	Stagwell Inc	Bank of America	4,336	(2,151)	Steelcase Inc 'A'	Bank of America	(3,377)
(13,839)	Sprouts Farmers Market Inc	Merrill Lynch		6,533	Stagwell Inc	Merrill Lynch		(48,072)	Stem Inc	Merrill Lynch	
(491)	Sprouts Farmers Market Inc	HSBC	(746)	6,029	Stagwell Inc	Barclays Bank	(131)	(20,982)	Stem Inc	Goldman Sachs	(75,473)
2,753	Spruce Biosciences Inc	Bank of America	385	(16,332)	Standard BioTools Inc	HSBC	8,561	14,119	Stem Inc	HSBC	(30,004)
11,281	Spruce Biosciences Inc	Merrill Lynch		2,846	Standard Motor Products Inc	Goldman Sachs	2,123	18,373	Stepan Co	Barclays Bank	59,345
5,218	Spruce Biosciences Inc	Barclays Bank	1,805	4,997	Standard Motor Products Inc	Bank of America	989	14,119	Stepan Co	Goldman Sachs	62,406
2,344	Spruce Biosciences Inc	Goldman Sachs	731	(9,185)	Standard Motor Products Inc	Barclays Bank	(15,949)	14,124	Stepan Co	HSBC	78,812
2,344	Spruce Biosciences Inc	Morgan Stanley	375	(1,892)	Standard Motor Products Inc	Barclays Bank	(15,949)	(5,906)	StepStone Group Inc 'A'	Bank of America	(18,072)
1,327	SPS Commerce Inc	Bank of America	3,238	(3,514)	Standard Motor Products Inc	HSBC	(11,676)	(8,833)	StepStone Group Inc 'A'	Merrill Lynch	
935	SPS Commerce Inc	Merrill Lynch		(1,522)	Standex International Corp	HSBC	(4,489)	(9,337)	StepStone Group Inc 'A'	Barclays Bank	(4,505)
6,227	SPS Commerce Inc	Barclays Bank	4,909	(9,185)	Standex International Corp	HSBC	(4,489)	(5,931)	StepStone Group Inc 'A'	Goldman Sachs	(28,571)
435	SPS Commerce Inc	Goldman Sachs	15,194	(9,185)	Standex International Corp	Bank of America	(2,619)	(1,980)	StepStone Group Inc 'A'	HSBC	(20,401)
652	SPS Commerce Inc	HSBC	(3,297)	(9,185)	Standex International Corp	Merrill Lynch		(1,980)	StepStone Group Inc 'A'	Morgan Stanley	(1,010)
27,969	SPX Corp	Morgan Stanley	3,423	(9,185)	Standex International Corp	Barclays Bank	(884)	(7,056)	Stereotaxis Inc	Goldman Sachs	(2,328)
6,062	SPX Corp	Barclays Bank	58,455	(1,892)	Standex International Corp	Goldman Sachs	(5,522)	(6,942)	Stereotaxis Inc	HSBC	(764)
8,044	SPX Corp	Goldman Sachs	23,278	(3,514)	Standex International Corp	HSBC	(43,356)	(4,796)	Stericycle Inc	Bank of America	(237)
		HSBC	39,496	(3,514)	Standex International Corp	Morgan Stanley	(420)			Merrill Lynch	

ブラックロック・ストラテジック・ファンズ ブラックロック・アメリカズ・ダイバーシファイド・エクイティ・アブソルート・リターン・ファンド

保有高	銘柄	取引相手	未実現評価増益/(損) (米ドル)	保有高	銘柄	取引相手	未実現評価増益/(損) (米ドル)	保有高	銘柄	取引相手	未実現評価増益/(損) (米ドル)
(47,663)	Stericycle Inc	Barclays Bank	(17,159)	11,075	StoneCo Ltd 'A'	HSBC	21,509	(22,269)	Summit Hotel	HSBC	1,404
(16,549)	Stericycle Inc	Goldman Sachs	(49,668)	7,747	StoneCo Ltd 'A'	Morgan Stanley	3,564		Properties Inc (REIT)		
(2,468)	Stericycle Inc	HSBC	(3,982)	(6,536)	StoneMor Inc	Barclays Bank	(7,255)	(44,250)	Summit Hotel	Morgan Stanley	(19,494)
(5,472)	Stericycle Inc	Morgan Stanley	(1,253)	(8,109)	StoneMor Inc	Goldman Sachs	(8,352)		Properties Inc (REIT)		
(2,389)	STERIS Plc	Barclays Bank	(4,300)	(4,274)	StoneMor Inc	Morgan Stanley	(4,744)	4,204	Summit Materials Inc 'A'	Bank of America	6,684
1,092	STERIS Plc	Barclays Bank	1,966	(1,963)	Stoneridge Inc	Barclays Bank	(1,139)		Merrill Lynch		
(2,689)	STERIS Plc	Goldman Sachs	(25,064)	(1,252)	StoneX Group Inc	Bank of America	(4,382)	24,091	Summit Materials Inc 'A'	Barclays Bank	24,152
(5,356)	STERIS Plc	HSBC	(29,636)			Merrill Lynch		12,484	Summit Materials Inc 'A'	Goldman Sachs	19,850
1,564	STERIS Plc	HSBC	18,714	(1,298)	StoneX Group Inc	Barclays Bank	(3,076)	24,507	Summit Materials Inc 'A'	HSBC	20,096
(3,714)	STERIS Plc	Morgan Stanley	(3,370)	(6,362)	StoneX Group Inc	Goldman Sachs	(22,267)	11,278	Summit Materials Inc 'A'	Morgan Stanley	11,504
(18,459)	Sterling Bancorp Inc	Bank of America	1,846	(4,259)	StoneX Group Inc	HSBC	(5,111)	(7,228)	Summit Therapeutics Inc	HSBC	(289)
		Merrill Lynch		(8,084)	StoneX Group Inc	Morgan Stanley	(19,159)	(3,818)	Summit Therapeutics Inc	Morgan Stanley	(590)
(23,473)	Sterling Bancorp Inc	Barclays Bank	(3,521)	1,501	STORE Capital Corp (REIT)	Bank of America	1,493	7,881	Sumo Logic Inc	Bank of America	5,359
(31,754)	Sterling Bancorp Inc	Goldman Sachs	3,175			Merrill Lynch			Merrill Lynch		
(10,178)	Sterling Bancorp Inc	HSBC	1,018	44,017	STORE Capital Corp (REIT)	Barclays Bank	46,218	31,339	Sumo Logic Inc	Barclays Bank	23,818
(38,554)	Sterling Bancorp Inc	Morgan Stanley	(5,783)	94,512	STORE Capital Corp (REIT)	Goldman Sachs	(15,290)	19,366	Sumo Logic Inc	Goldman Sachs	13,169
3,738	Sterling Check Corp	Barclays Bank	(1,832)			HSBC		34,878	Sumo Logic Inc	HSBC	27,233
2,470	Sterling Check Corp	HSBC	(14,079)	63,814	STORE Capital Corp (REIT)	HSBC	38,927	12,335	Sumo Logic Inc	Morgan Stanley	9,375
(1,163)	Sterling Construction Co Inc	Bank of America	(670)	17,942	STORE Capital Corp (REIT)	Morgan Stanley	11,221	10,200	Sun Communities Inc (REIT)	Barclays Bank	58,242
(8,928)	Sterling Construction Co Inc	Barclays Bank	(5,625)	1,487	Strategic Education Inc	Bank of America	3,788	17,298	Sun Communities Inc (REIT)	Goldman Sachs	63,656
(14,170)	Sterling Construction Co Inc	Goldman Sachs	(20,830)	1,270	Strategic Education Inc	Barclays Bank	3,823	12,437	Sun Communities Inc (REIT)	HSBC	75,550
(11,159)	Sterling Construction Co Inc	HSBC	(22,318)	2,295	Strategic Education Inc	Goldman Sachs	6,013	5,805	Sun Communities Inc (REIT)	Morgan Stanley	33,146
(1,027)	Sterling Construction Co Inc	Morgan Stanley	(647)	2,003	Strategic Education Inc	HSBC	5,097	(7,627)	Sun Country Airlines Holdings Inc	Bank of America	5,644
11,161	Steven Madden Ltd	Bank of America	3,567	1,186	Strategic Education Inc	Morgan Stanley	3,570	(4,565)	Sun Country Airlines Holdings Inc	Merrill Lynch	
		Merrill Lynch		841	Strattec Security Corp	Bank of America	463	(9,440)	Sun Country Airlines Holdings Inc	Barclays Bank	5,295
21,787	Steven Madden Ltd	Barclays Bank	73,858	1,531	Strattec Security Corp	Barclays Bank	1,608	(11,053)	Sun Country Airlines Holdings Inc	HSBC	13,330
12,093	Steven Madden Ltd	Goldman Sachs	(4,084)	2,386	Strattec Security Corp	HSBC	(2,386)		Sun Country Airlines Holdings Inc	Goldman Sachs	6,986
13,667	Steven Madden Ltd	HSBC	(17,381)	(22,193)	Stratus Properties Inc	Bank of America	26,632	(5,829)	Sun Country Airlines Holdings Inc	Morgan Stanley	6,762
8,925	Steven Madden Ltd	Morgan Stanley	30,256	(6,172)	Stratus Properties Inc	Goldman Sachs	7,406	4,629	SunCoke Energy Inc	Bank of America	1,662
(1,615)	Stewart Information Services Corp	Bank of America	1,393	(5,636)	Stratus Properties Inc	Morgan Stanley	(3,382)		Merrill Lynch		
(686)	Stewart Information Services Corp	Merrill Lynch	664	(7,293)	Stride Inc	Barclays Bank	(16,045)	26,988	SunCoke Energy Inc	Barclays Bank	5,128
(843)	Stewart Information Services Corp	HSBC	327	(17,632)	Stronghold Digital Mining Inc 'A'	Barclays Bank	(2,292)	32,179	SunCoke Energy Inc	Goldman Sachs	15,213
(944)	Stewart Information Services Corp	Morgan Stanley	1,021	(1,976)	Stronghold Digital Mining Inc 'A'	HSBC	(1,186)	43,860	SunCoke Energy Inc	HSBC	24,123
3,494	Stifel Financial Corp	Bank of America	7,442	(1,382)	Stryker Corp	Bank of America	1,285	13,388	SunCoke Energy Inc	Morgan Stanley	2,544
		Merrill Lynch		13,646	Stryker Corp	Merrill Lynch		(6,443)	Sunlight Financial Holdings Inc	Barclays Bank	(1,868)
66,285	Stifel Financial Corp	Barclays Bank	116,662	(10,682)	Stryker Corp	Barclays Bank	1,389	(15,595)	Sunlight Financial Holdings Inc	Goldman Sachs	(21,989)
13,646	Stifel Financial Corp	Goldman Sachs	29,066	(1,190)	Stryker Corp	Goldman Sachs	1,107		Sunlight Financial Holdings Inc	HSBC	(13,496)
38,851	Stifel Financial Corp	HSBC	151,908	(5,160)	Stryker Corp	HSBC	(20,176)	(16,260)	Sunlight Financial Holdings Inc	HSBC	
13,605	Stifel Financial Corp	Morgan Stanley	23,945	(381)	Stryker Corp	Morgan Stanley	50	10,694	Sunnova Energy International Inc	Goldman Sachs	49,085
25,047	Stitch Fix Inc 'A'	Barclays Bank	5,214	1,260	Summit Financial Group Inc	Bank of America	1,128	44,306	Sunnova Energy International Inc	HSBC	188,140
19,248	Stitch Fix Inc 'A'	Goldman Sachs	12,512	13,050	Summit Financial Group Inc	Merrill Lynch		11,411	SunOpta Inc	Bank of America	6,276
16,085	Stitch Fix Inc 'A'	HSBC	(2,972)	10,825	Summit Financial Group Inc	Barclays Bank	3,589		Merrill Lynch		
(883)	Stock Yards Bancorp Inc	Bank of America	(5,510)	4,439	Summit Financial Group Inc	Goldman Sachs	9,688	7,455	SunOpta Inc	Barclays Bank	9,021
(11,519)	Stock Yards Bancorp Inc	Barclays Bank	(26,724)	6,775	Summit Financial Group Inc	HSBC	2,064	6,717	SunOpta Inc	Goldman Sachs	3,694
(10,133)	Stock Yards Bancorp Inc	Goldman Sachs	(63,230)	(56,873)	Summit Hotel Properties Inc (REIT)	Merrill Lynch	(4,145)	5,788	SunOpta Inc	HSBC	11,686
(8,249)	Stock Yards Bancorp Inc	HSBC	(29,531)			Barclays Bank	(1,302)	1,600	SunPower Corp	Bank of America	4,544
(15,124)	Stock Yards Bancorp Inc	Morgan Stanley	(35,088)			Merrill Lynch			Merrill Lynch		
2,779	Stoke Therapeutics Inc	Bank of America	(10,477)			Properties Inc (REIT)		19,579	SunPower Corp	Barclays Bank	28,585
1,926	Stoke Therapeutics Inc	Merrill Lynch				Properties Inc (REIT)		(6,540)	SunPower Corp	Goldman Sachs	(18,574)
6,297	Stoke Therapeutics Inc	Barclays Bank	(2,215)	(111,415)	Summit Hotel Properties Inc (REIT)	Goldman Sachs	6,329	3,330	SunPower Corp	Goldman Sachs	9,457
3,531	Stoke Therapeutics Inc	Goldman Sachs	(23,740)			Properties Inc (REIT)		2,697	Sunrun Inc	Barclays Bank	8,037
3,353	Stoke Therapeutics Inc	HSBC	(1,977)			Properties Inc (REIT)		(16,458)	Sunrun Inc	Barclays Bank	(49,045)
1,392	Stoke Therapeutics Inc	Morgan Stanley	(1,601)			Properties Inc (REIT)		2,206	Sunrun Inc	Goldman Sachs	12,508
38,139	StoneCo Ltd 'A'	Barclays Bank	17,544			Properties Inc (REIT)					
33,106	StoneCo Ltd 'A'	Goldman Sachs	56,280			Properties Inc (REIT)					

ブラックロック・ストラテジック・ファンズ ブラックロック・アメリカズ・ダイバーシファイド・エクイティ・アブソルート・リターン・ファンド

保有高	銘柄	取引相手	未実現評価増減/(損) (米ドル)	保有高	銘柄	取引相手	未実現評価増減/(損) (米ドル)	保有高	銘柄	取引相手	未実現評価増減/(損) (米ドル)
(14,183)	Sunrun Inc	Goldman Sachs	(80,418)	327	Synaptics Inc	Bank of America	1,321	(6,205)	T Rowe Price Group Inc	Morgan Stanley	(34,251)
(1,371)	Sunrun Inc	HSBC	(8,202)			Merrill Lynch		16,443	Tabula Rasa	Bank of America	12,401
3,911	Sunrun Inc	HSBC	20,337	(1,480)	Synaptics Inc	Barclays Bank	(12,520)		HealthCare Inc	Merrill Lynch	
(7,646)	Sunstone Hotel Investors Inc (REIT)	Bank of America	(2,408)	2,087	Synaptics Inc	Goldman Sachs	8,431	5,927	Tabula Rasa	Goldman Sachs	3,556
		Merrill Lynch		(632)	Synaptics Inc	Goldman Sachs	(2,553)		HealthCare Inc		
(31,139)	Sunstone Hotel Investors Inc (REIT)	Barclays Bank	(21,642)	(4,108)	Synaptics Inc	HSBC	16,286	9,836	Tactile Systems Technology Inc	Barclays Bank	11,168
				2,544	Synaptics Inc	HSBC	5,969				
(19,141)	Sunstone Hotel Investors Inc (REIT)	Goldman Sachs	(6,029)	(1,309)	Synaptics Inc	Morgan Stanley	(11,074)	14,506	Tactile Systems Technology Inc	Goldman Sachs	993
				737	Synaptics Inc	Morgan Stanley	6,235	(702)	Take-Two Interactive Software Inc	Bank of America	(11,057)
(42,340)	Sunstone Hotel Investors Inc (REIT)	HSBC	(28,143)	598	Synchross Technologies Inc	Bank of America	99	2,657	Take-Two Interactive Software Inc	Barclays Bank	5,952
				23,494	Synchross Technologies Inc	Barclays Bank	1,762	(253)	Take-Two Interactive Software Inc	Goldman Sachs	(3,985)
(19,321)	Sunworks Inc	Barclays Bank	(1,546)	10,048	Synchross Technologies Inc	Goldman Sachs	1,658	211	Take-Two Interactive Software Inc	Goldman Sachs	3,323
6,540	Super Micro Computer Inc	Barclays Bank	(2,943)	8,154	Synchrony Financial	Bank of America	26,012	(2,676)	Take-Two Interactive Software Inc	HSBC	(52,744)
2,171	Super Micro Computer Inc	Goldman Sachs	(8,054)	16,577	Synchrony Financial	Barclays Bank	37,299	(3,498)	Superior Group of Cos Inc	Morgan Stanley	(1,504)
1,319	Super Micro Computer Inc	HSBC	13	33,029	Synchrony Financial	Goldman Sachs	106,759	(2,157)	Superior Group of Cos Inc	Barclays Bank	(4,832)
(6,506)	Superior Group of Cos Inc	Barclays Bank	(2,798)	22,114	Synchrony Financial	HSBC	13,938		Superior Industries International Inc	Barclays Bank	(2,439)
(5,689)	Superior Group of Cos Inc	Goldman Sachs	(8,249)	5,735	Synchrony Financial	Morgan Stanley	12,904	4,049	Superior Industries International Inc	Morgan Stanley	(2,397)
(3,069)	Superior Group of Cos Inc	HSBC	(8,348)	(1,810)	Syndax Pharmaceuticals Inc	Bank of America	(3,774)	7,045	Supernus Pharmaceuticals Inc	Bank of America	3,077
(3,498)	Superior Group of Cos Inc	Morgan Stanley	(1,504)	(13,782)	Syndax Pharmaceuticals Inc	Merrill Lynch	(24,808)	8,574	Supernus Pharmaceuticals Inc	Barclays Bank	2,395
(22,177)	Superior Industries International Inc	Barclays Bank	(2,439)	(10,091)	Syndax Pharmaceuticals Inc	Goldman Sachs	(22,199)	4,562	Supernus Pharmaceuticals Inc	Goldman Sachs	6,516
				(1,549)	Syndax Pharmaceuticals Inc	HSBC	(4,020)	(2,170)	Supernus Pharmaceuticals Inc	Morgan Stanley	1,551
(21,793)	Superior Industries International Inc	Morgan Stanley	(2,397)	7,358	Syneos Health Inc	Bank of America	30,340	18,695	Talis Biomedical Corp	Barclays Bank	(119)
3,527	Supernus Pharmaceuticals Inc	Bank of America	2,434			Merrill Lynch		9,918	Talos Energy Inc	Barclays Bank	44,120
		Merrill Lynch		846	Syneos Health Inc	Bank of America	30,340	(1,816)	Talos Energy Inc	Goldman Sachs	37,788
18,379	Supernus Pharmaceuticals Inc	Barclays Bank	18,011	43,390	Syneos Health Inc	Goldman Sachs	187,445	(1,765)	Tandem Diabetes Care Inc	Bank of America	(1,887)
				2,559	Syneos Health Inc	HSBC	12,258	3,597	Tandem Diabetes Care Inc	Barclays Bank	(4,165)
10,719	Supernus Pharmaceuticals Inc	Goldman Sachs	7,396	1,061	Syneos Health Inc	Morgan Stanley	2,981	(3,547)	Tandem Diabetes Care Inc	Barclays Bank	8,489
		HSBC	14,264	(10,234)	Synlogic Inc	Goldman Sachs	(205)		Tandem Diabetes Care Inc	Goldman Sachs	(5,462)
7,276	Supernus Pharmaceuticals Inc	HSBC	14,264	(31,575)	Synlogic Inc	HSBC	4,736	(2,430)	Tandem Diabetes Care Inc	HSBC	(7,527)
30,473	Surface Oncology Inc	Barclays Bank	(762)	(2,493)	Synopsis Inc	Barclays Bank	(27,573)		Tandem Diabetes Care Inc	HSBC	1,690
21,123	Surface Oncology Inc	Goldman Sachs	(739)	3,472	Synopsis Inc	Goldman Sachs	153,844	708	Tandem Diabetes Care Inc	Morgan Stanley	1,671
4,563	Surface Oncology Inc	HSBC	(707)	456	Synopsis Inc	HSBC	21,221	(3,540)	Tanger Factory Outlet Centers Inc (REIT)	Bank of America	1,805
7,799	Surface Oncology Inc	Morgan Stanley	(195)	(699)	Synopsis Inc	HSBC	(38,885)		Tanger Factory Outlet Centers Inc (REIT)	Merrill Lynch	
(2,542)	Surgery Partners Inc	Bank of America	11,159	485	Synopsis Inc	HSBC	(38,885)		Tanger Factory Outlet Centers Inc (REIT)	Barclays Bank	(6,697)
		Merrill Lynch		(12,088)	Synovus Financial Corp	Bank of America	(30,045)		Tanger Factory Outlet Centers Inc (REIT)	Goldman Sachs	1,267
(1,107)	Surgery Partners Inc	Goldman Sachs	4,860	(6,875)	Synovus Financial Corp	Merrill Lynch		(21,355)	Tanger Factory Outlet Centers Inc (REIT)	HSBC	3,706
(8,311)	Surgery Partners Inc	HSBC	64,493	(11,166)	Synovus Financial Corp	Barclays Bank	(5,167)		Tango Therapeutics Inc	Barclays Bank	3,044
(5,556)	Surgery Partners Inc	Morgan Stanley	1,111	(18,198)	Synovus Financial Corp	Goldman Sachs	(26,582)		Tango Therapeutics Inc	Goldman Sachs	3,041
3,971	Surmodics Inc	Barclays Bank	6,790	(13,326)	Synovus Financial Corp	HSBC	(22,465)		Tango Therapeutics Inc	Morgan Stanley	1,567
1,153	Surmodics Inc	Goldman Sachs	3,782	(1,237)	Syros Pharmaceuticals Inc	Bank of America	41		Tapestry Inc	Barclays Bank	44,141
911	Surmodics Inc	HSBC	4,509	(18,387)	Syros Pharmaceuticals Inc	Merrill Lynch	(395)		Tapestry Inc	Goldman Sachs	18,071
3,656	Sutro Biopharma Inc	Bank of America	(1,024)	(4,362)	Syros Pharmaceuticals Inc	HSBC	620		Tapestry Inc	HSBC	172,793
		Merrill Lynch		(6,104)	Syros Pharmaceuticals Inc	Bank of America	(131)		Targa Resources Corp	Morgan Stanley	16,255
10,634	Sutro Biopharma Inc	Barclays Bank	(1,701)	14,383	SySCO Corp	Barclays Bank	(992)		Targa Resources Corp	Bank of America	5,078
13,657	Sutro Biopharma Inc	Goldman Sachs	(3,824)	(22,981)	SySCO Corp	Goldman Sachs	22,062	10,809	Targa Resources Corp	Barclays Bank	36,859
12,557	Sutro Biopharma Inc	HSBC	(8,598)	(6,113)	SySCO Corp	HSBC	(15,283)	26,427	Targa Resources Corp	Goldman Sachs	14,006
8,852	Sutro Biopharma Inc	Morgan Stanley	(1,416)	3,266	System1 Inc	HSBC	(2,580)	15,077	Targa Resources Corp	HSBC	70,004
(2,777)	SVB Financial Group	Barclays Bank	(102,749)	2,794	System1 Inc	Morgan Stanley	168				
(1,369)	SVB Financial Group	Goldman Sachs	(72,352)	(9,441)	T Rowe Price Group Inc	Bank of America	(47,796)				
(1,204)	SVB Financial Group	HSBC	(47,724)	(13,154)	T Rowe Price Group Inc	Merrill Lynch					
(1,644)	SVB Financial Group	Morgan Stanley	(60,828)	(8,945)	T Rowe Price Group Inc	Barclays Bank	(72,610)				
344	SVB Financial Group	Morgan Stanley	12,728			Goldman Sachs	(51,344)				
2,076	Sweetgreen Inc 'A'	Bank of America	(6,892)								
		Merrill Lynch									
1,092	Sweetgreen Inc 'A'	Barclays Bank	(1,421)								
(3,748)	SWK Holdings Corp	Bank of America	1,274								
		Merrill Lynch									
(5,829)	SWK Holdings Corp	Goldman Sachs	1,982								
(6,033)	Sylvamo Corp	Bank of America	(17,254)								
		Merrill Lynch									
(2,349)	Sylvamo Corp	Goldman Sachs	(2,519)								
(796)	Synaptics Inc	Bank of America	(3,216)								
		Merrill Lynch									

ブラックロック・ストラテジック・ファンズ ブラックロック・アメリカズ・ダイバーシファイド・エクイティ・アブソルート・リターン・ファンド

保有高	銘柄	取引相手	未実現評価増(減) (米ドル)	保有高	銘柄	取引相手	未実現評価増(減) (米ドル)	保有高	銘柄	取引相手	未実現評価増(減) (米ドル)
7,789	Targa Resources Corp	Morgan Stanley	26,560	2,410	Teckay Tankers Ltd 'A'	Bank of America	7,519	6,707	Tenet Healthcare Corp	Bank of America	19,188
4,943	Target Corp	Barclays Bank	47,997			Merrill Lynch				Merrill Lynch	
(1,976)	Target Corp	Barclays Bank	(19,187)	3,599	Teckay Tankers Ltd 'A'	Barclays Bank	3,059	(2,711)	Tenet Healthcare Corp	Bank of America	(2,908)
4,629	Target Corp	Goldman Sachs	(257,558)	9,621	Teckay Tankers Ltd 'A'	Goldman Sachs	30,018			Merrill Lynch	
(2,715)	Target Corp	Goldman Sachs	150,046	2,203	Teckay Tankers Ltd 'A'	HSBC	15,024	(8,545)	Tenet Healthcare Corp	Barclays Bank	(5,640)
1,404	Target Corp	HSBC	(85,068)	2,756	TEGNA Inc	Goldman Sachs	1,819	(6,356)	Tenet Healthcare Corp	Goldman Sachs	36,420
(3,625)	Target Corp	HSBC	151,208	(3,318)	Tejon Ranch Co	Barclays Bank	(1,360)	(3,937)	Tenet Healthcare Corp	HSBC	22,441
3,232	Target Corp	Morgan Stanley	31,383	(41,454)	Tejon Ranch Co	Goldman Sachs	3,731	2,358	Tenet Healthcare Corp	HSBC	(1,707)
(59)	Target Corp	Morgan Stanley	(573)	(13,005)	Tejon Ranch Co	HSBC	520	(16,479)	Tennant Co	Barclays Bank	(33,617)
29,971	Target Hospitality Corp	Morgan Stanley	8,692	(58,391)	Tejon Ranch Co	Morgan Stanley	(23,940)	(4,953)	Tennant Co	Goldman Sachs	(10,550)
1,501	Tarsus	Bank of America	1,246	(13,890)	Tela Bio Inc	Bank of America	16,668	(10,576)	Tenneco Inc 'A'	Barclays Bank	(6,874)
	Pharmaceuticals Inc	Merrill Lynch				Merrill Lynch		(4,014)	Tenneco Inc 'A'	Morgan Stanley	(2,609)
1,224	Tarsus	Barclays Bank	(147)	(6,207)	Tela Bio Inc	Barclays Bank	5,462	1,549	Tenon Medical Inc	Barclays Bank	(1,363)
	Pharmaceuticals Inc			27,437	Teladoc Health Inc	Barclays Bank	31,004	4,517	Tenon Medical Inc	Goldman Sachs	(12,377)
548	Tarsus	Goldman Sachs	455	14,360	Teladoc Health Inc	HSBC	51,696	(7,956)	Teradata Corp	Barclays Bank	(15,912)
	Pharmaceuticals Inc			2,967	Teladoc Health Inc	Morgan Stanley	3,353	(744)	Teradata Corp	Goldman Sachs	(1,013)
1,149	Tarsus	Morgan Stanley	(138)	(5,980)	Teladoc Health Inc	Barclays Bank	(4,904)	(4,886)	Teradata Corp	HSBC	(3,931)
	Pharmaceuticals Inc			812	Teladoc Health Inc	Barclays Bank	666	1,522	Teradyne Inc	Bank of America	6,430
(1,488)	Taylor Morrison Home Corp	Bank of America	(2,751)	(2,274)	Teladoc Health Inc	Goldman Sachs	4,230			Merrill Lynch	
(41,034)	Taylor Morrison Home Corp	Merrill Lynch		1,477	Teladoc Health Inc	Goldman Sachs	(2,747)	1,440	Teradyne Inc	Barclays Bank	6,991
		Barclays Bank	(95,199)	(3,114)	Teladoc Health Inc	HSBC	14,823	(3,787)	Teradyne Inc	Barclays Bank	(18,386)
				113	Teladoc Health Inc	HSBC	1,440	3,471	Teradyne Inc	Goldman Sachs	14,665
(6,750)	Taylor Morrison Home Corp	Goldman Sachs	(10,594)	(243)	Teladoc Health Inc	Morgan Stanley	(199)	(4,693)	Teradyne Inc	Goldman Sachs	(17,846)
(2,794)	Taylor Morrison Home Corp	HSBC	(7,621)	1,528	Teleflex Inc	Barclays Bank	(5,241)	4,513	Teradyne Inc	HSBC	31,857
				3,416	Teleflex Inc	Goldman Sachs	15,679	(1,797)	Teradyne Inc	HSBC	(11,665)
(927)	Taylor Morrison Home Corp	Morgan Stanley	(2,151)	2,071	Teleflex Inc	HSBC	54,322	291	Teradyne Inc	Morgan Stanley	1,413
11,697	Taysa Gnc Therapies Inc	Bank of America	(7,837)	3,988	Teleflex Inc	Morgan Stanley	(13,679)	18,758	Terex Corp	Bank of America	53,835
		Merrill Lynch		(6,441)	Telephone and Data Systems Inc	Bank of America	(1,803)			Merrill Lynch	
47,879	Taysa Gnc Therapies Inc	Barclays Bank	(2,394)			Merrill Lynch		12,752	Terex Corp	Barclays Bank	31,242
11,955	Taysa Gnc Therapies Inc	Goldman Sachs	(8,010)	(17,327)	Telephone and Data Systems Inc	Barclays Bank	(347)	17,209	Terex Corp	Goldman Sachs	49,390
16,370	Taysa Gnc Therapies Inc	HSBC	(15,576)	(23,395)	Telephone and Data Systems Inc	Goldman Sachs	(6,551)	38,299	Terex Corp	HSBC	75,490
5,447	Taysa Gnc Therapies Inc	Morgan Stanley	(272)	(4,213)	Telephone and Data Systems Inc	HSBC	2,865	2,709	Terns	Bank of America	488
14,639	TCR2 Therapeutics Inc	Bank of America	(146)	3,049	Telephone and Data Systems Inc	Morgan Stanley	61	13,125	Pharmaceuticals Inc	Merrill Lynch	1,444
		Merrill Lynch						1,346	Terns	Barclays Bank	148
35,525	TCR2 Therapeutics Inc	Barclays Bank	2,842	(1,701)	Telephone and Data Systems Inc	Morgan Stanley	715	17,488	Pharmaceuticals Inc	Morgan Stanley	148
9,957	TCR2 Therapeutics Inc	Goldman Sachs	(100)	(4,692)	Telesat Corp	Barclays Bank	(12,152)	47,809	Terran Orbital Corp	Bank of America	13,317
19,094	TCR2 Therapeutics Inc	HSBC	2,673	(11,465)	Telesat Corp	Goldman Sachs	(43,796)	15,436	Terran Orbital Corp	Merrill Lynch	
18,458	TCR2 Therapeutics Inc	Morgan Stanley	1,477	(4,232)	Telesat Corp	Morgan Stanley	(10,961)	30,637	Terran Orbital Corp	Barclays Bank	(32,032)
2,862	TD SYNEXX Corp	Bank of America	9,903	(66,144)	Tellurian Inc	Barclays Bank	(21,166)	17,151	Terran Orbital Corp	Goldman Sachs	18,369
		Merrill Lynch		(6,309)	Tellurian Inc	Goldman Sachs	(4,290)	6,781	Terran Orbital Corp	HSBC	19,118
552	TD SYNEXX Corp	Barclays Bank	2,064	(6,369)	Tellurian Inc	Morgan Stanley	(2,038)	16,851	Terrano Realty Corp (REIT)	Morgan Stanley	(11,491)
(7,259)	TD SYNEXX Corp	Barclays Bank	(8,187)	(15,408)	Telos Corp	Barclays Bank	(31,278)	29,897	Terrano Realty Corp (REIT)	Barclays Bank	16,071
1,647	TD SYNEXX Corp	Goldman Sachs	3,506	(3,369)	Telos Corp	Goldman Sachs	(7,985)	(3,758)	Terrano Realty Corp (REIT)	Barclays Bank	(2,819)
6,833	TD SYNEXX Corp	HSBC	38,698	(11,634)	Tempur Sealy International Inc	Bank of America	(4,932)	45,415	Terrano Realty Corp (REIT)	Goldman Sachs	(84,665)
1,460	TD SYNEXX Corp	Morgan Stanley	5,460	(45,716)	Tempur Sealy International Inc	Merrill Lynch		(14,346)	Terrano Realty Corp (REIT)	Goldman Sachs	32,955
2,624	TE Connectivity Ltd	Bank of America	8,378			Barclays Bank	(52,574)	26,987	Terrano Realty Corp (REIT)	HSBC	(82,936)
		Merrill Lynch						(5,206)	Terrano Realty Corp (REIT)	HSBC	16,531
10,088	TE Connectivity Ltd	Barclays Bank	51,549	(27,199)	Tempur Sealy International Inc	Goldman Sachs	(2,368)	18,783	Terrano Realty Corp (REIT)	Morgan Stanley	15,155
25,145	TE Connectivity Ltd	Goldman Sachs	126,086					13,435	Territorial Bancorp Inc	Barclays Bank	8,598
12,375	TE Connectivity Ltd	HSBC	67,261	(47,868)	Tempur Sealy International Inc	HSBC	28,176	1,714	Territorial Bancorp Inc	Goldman Sachs	977
(23,518)	Team Inc	Barclays Bank	(2,822)					2,890	Territorial Bancorp Inc	HSBC	(462)
(28,862)	Team Inc	Goldman Sachs	(3,463)	(10,702)	Tempur Sealy International Inc	Morgan Stanley	(12,307)	13,136	Territorial Bancorp Inc	Morgan Stanley	8,407
(7,848)	Team Inc	HSBC	(392)	(2,341)	Tenable Holdings Inc	Bank of America	(10,675)	(366)	Tesla Inc	Bank of America	(13,307)
(23,427)	Team Inc	Morgan Stanley	(2,811)			Merrill Lynch		(1,998)	Tesla Inc	Barclays Bank	(152,308)
1	Technip Energies NV ADR π	Morgan Stanley	—	(10,256)	Tenable Holdings Inc	Barclays Bank	(17,025)	(1,011)	Tesla Inc	Goldman Sachs	(109,524)
				5,935	Tenable Holdings Inc	Barclays Bank	9,852	(211)	Tesla Inc	HSBC	(6,731)
(3,312)	TechTarget Inc	Barclays Bank	(9,207)	(7,054)	Tenable Holdings Inc	Goldman Sachs	(31,082)	(1,086)	Tesla Inc	Morgan Stanley	(85,984)
(2,259)	TechTarget Inc	Goldman Sachs	(25,697)	(14,510)	Tenable Holdings Inc	HSBC	(117,241)	18,695	TESSCO Technologies Inc	Morgan Stanley	(3,365)
(2,519)	TechTarget Inc	HSBC	(31,916)	(3,912)	Tenable Holdings Inc	Morgan Stanley	(6,494)	6,813	Tetra Tech Inc	Bank of America	67,858
(404)	TechTarget Inc	Morgan Stanley	(1,123)	(3,970)	Tenaya Therapeutics Inc	HSBC	596			Merrill Lynch	
6,302	Teekay Corp	Bank of America	378								
		Merrill Lynch									
39,762	Teekay Corp	Morgan Stanley	1,988								

ブラックロック・ストラテジック・ファンズ ブラックロック・アメリカズ・ダイバーシファイド・エクイティ・アブソルート・リターン・ファンド

保有高	銘柄	取引相手	未実現評価増益/(損) (米ドル)	保有高	銘柄	取引相手	未実現評価増益/(損) (米ドル)	保有高	銘柄	取引相手	未実現評価増益/(損) (米ドル)
11,603	Tetra Tech Inc	Barclays Bank	105,820	1,549	Thermo Fisher Scientific Inc	Goldman Sachs	46,434	(18,715)	Titan International Inc	HSBC	(55,771)
11,937	Tetra Tech Inc	Barclays Bank	119,190					4,814	Titan Machinery Inc	Barclays Bank	12,131
17,058	Tetra Tech Inc	HSBC	148,360	(353)	Thermo Fisher Scientific Inc	Goldman Sachs	(11,317)	13,759	Titan Machinery Inc	Goldman Sachs	39,488
10,583	Tetra Tech Inc	Morgan Stanley	96,517					3,585	Titan Machinery Inc	HSBC	1,866
(73,988)	TETRA Technologies Inc	Barclays Bank	(42,173)	1,004	Thermo Fisher Scientific Inc	HSBC	52,084	2,588	Titan Machinery Inc	Morgan Stanley	6,522
1,693	Texas Capital Bancshares Inc	Bank of America Merrill Lynch	6,344	(1,598)	Thermo Fisher Scientific Inc	HSBC	(63,216)	(14,323)	Tivity Health Inc	Bank of America Merrill Lynch	(5,300)
15,513	Texas Capital Bancshares Inc	Barclays Bank	57,088	(553)	Thermo Fisher Scientific Inc	Morgan Stanley	(8,975)	(19,397)	Tivity Health Inc	Barclays Bank	(2,328)
2,550	Texas Capital Bancshares Inc	Goldman Sachs	9,843	(24,378)	Thermon Group Holdings Inc	Barclays Bank	(13,164)	(696)	Tivity Health Inc	Goldman Sachs	(258)
8,304	Texas Capital Bancshares Inc	HSBC	16,889	(37,454)	Thermon Group Holdings Inc	Goldman Sachs	(23,971)	(10,771)	Tivity Health Inc	HSBC	(3,702)
6,213	Texas Capital Bancshares Inc	Morgan Stanley	22,864	(8,164)	Thermon Group Holdings Inc	HSBC	(5,143)	(1,049)	TJX Cos Inc	Bank of America Merrill Lynch	(7,270)
(4,751)	Texas Instruments Inc	Bank of America Merrill Lynch	(27,936)	(9,241)	Thermon Group Holdings Inc	Morgan Stanley	(4,990)	(24,860)	TJX Cos Inc	Barclays Bank	(68,116)
(12,037)	Texas Instruments Inc	Barclays Bank	(53,565)	4,340	Theseus Pharmaceuticals Inc	Barclays Bank	(911)	10,077	TJX Cos Inc	Barclays Bank	27,611
(2,497)	Texas Instruments Inc	Goldman Sachs	(14,682)	8,356	Theseus Pharmaceuticals Inc	Morgan Stanley	(1,755)	(3,717)	TJX Cos Inc	Goldman Sachs	(14,180)
3,154	Texas Instruments Inc	Goldman Sachs	20,088	3,800	Third Coast Bancshares Inc	Bank of America Merrill Lynch	1,973	6,125	TJX Cos Inc	Goldman Sachs	42,908
(4,006)	Texas Instruments Inc	HSBC	(35,384)	12,017	Third Coast Bancshares Inc	Barclays Bank	1,202	(3,764)	TJX Cos Inc	Morgan Stanley	(10,313)
(2,183)	Texas Instruments Inc	Morgan Stanley	(10,358)	7,851	Third Coast Bancshares Inc	Goldman Sachs	4,452	(774)	T-Mobile US Inc	Bank of America Merrill Lynch	(3,197)
(172)	Texas Pacific Land Corp	Bank of America Merrill Lynch	(37,785)	12,112	Third Coast Bancshares Inc	HSBC	848	(1,500)	T-Mobile US Inc	Barclays Bank	(3,691)
(322)	Texas Pacific Land Corp	Barclays Bank	(58,759)	(4,429)	Thor Industries Inc	Morgan Stanley	257	(1,772)	T-Mobile US Inc	Goldman Sachs	(4,706)
(59)	Texas Pacific Land Corp	Goldman Sachs	(12,961)	(6,980)	Thor Industries Inc	Barclays Bank	(18,070)	(4,186)	T-Mobile US Inc	HSBC	(28,743)
(85)	Texas Pacific Land Corp	HSBC	(24,821)	(6,071)	Thor Industries Inc	HSBC	54,518	(14,537)	T-Mobile US Inc	Morgan Stanley	(42,627)
(44)	Texas Pacific Land Corp	Morgan Stanley	(8,030)	6,592	Thorne HealthTech Inc	Barclays Bank	1,648	(16,341)	Toast Inc 'A'	Goldman Sachs	(45,755)
22,966	Texas Roadhouse Inc	Bank of America Merrill Lynch	63,154	(5,403)	Thoughtworks Holding Inc	Merrill Lynch		(28,600)	Toast Inc 'A'	Morgan Stanley	(39,468)
12,929	Texas Roadhouse Inc	Barclays Bank	98,389	(18,754)	Thoughtworks Holding Inc	Barclays Bank	(11,252)	19,055	Toll Brothers Inc	Bank of America Merrill Lynch	56,540
28,658	Texas Roadhouse Inc	Goldman Sachs	81,113	(4,208)	Thoughtworks Holding Inc	HSBC	(2,693)	12,760	Toll Brothers Inc	Barclays Bank	44,277
19,589	Texas Roadhouse Inc	HSBC	39,264	(12,379)	Thoughtworks Holding Inc	Morgan Stanley	(7,428)	8,461	Toll Brothers Inc	Goldman Sachs	24,537
7,381	Texas Roadhouse Inc	Morgan Stanley	56,169	(11,886)	ThredUp Inc 'A'	Bank of America Merrill Lynch	7,845	23,544	Toll Brothers Inc	HSBC	70,520
(5,410)	Textainer Group Holdings Ltd	Bank of America Merrill Lynch	(8,955)	(21,211)	ThredUp Inc 'A'	Goldman Sachs	13,999	54,518	Toll Brothers Inc	Morgan Stanley	51,441
(18,231)	Textainer Group Holdings Ltd	Barclays Bank	(20,419)	(13,760)	ThredUp Inc 'A'	HSBC	17,062	(1,372)	Tompkins Financial Corp	Bank of America Merrill Lynch	(2,765)
(22,776)	Textainer Group Holdings Ltd	Goldman Sachs	(42,136)	(10,165)	ThredUp Inc 'A'	Morgan Stanley	1,931	(4,391)	Tompkins Financial Corp	Barclays Bank	(13,656)
(9,565)	Textainer Group Holdings Ltd	HSBC	(13,582)	4,688	Thryv Holdings Inc	Barclays Bank	6,938	(3,106)	Tompkins Financial Corp	Goldman Sachs	(8,359)
(1,488)	TFF Pharmaceuticals Inc	Bank of America Merrill Lynch	(1,711)	5,728	Thryv Holdings Inc	Goldman Sachs	13,690	(3,836)	Tompkins Financial Corp	HSBC	(5,505)
(14,472)	TFF Pharmaceuticals Inc	Barclays Bank	(579)	4,013	Thryv Holdings Inc	HSBC	8,016	(8,745)	Tompkins Financial Corp	Morgan Stanley	(27,047)
(16,206)	TFS Financial Corp	Bank of America Merrill Lynch	(14,747)	(22,407)	Tidewater Inc	Morgan Stanley	(42,125)	(26,623)	Tonix Pharmaceuticals Holding Corp	HSBC	3,436
(99,989)	TFS Financial Corp	Barclays Bank	(54,994)	5,026	Tile Shop Holdings Inc	Barclays Bank	1,357	(2,625)	Tootsie Roll Industries Inc	Bank of America Merrill Lynch	4,305
(144,379)	TFS Financial Corp	Goldman Sachs	(130,138)	8,210	Tile Shop Holdings Inc	Goldman Sachs	(1,067)	(51,065)	Tootsie Roll Industries Inc	Barclays Bank	(34,214)
(148,045)	TFS Financial Corp	HSBC	(123,452)	19,739	Tilly's Inc 'A'	Barclays Bank	3,356	(3,510)	Tootsie Roll Industries Inc	Goldman Sachs	5,756
(42,510)	TFS Financial Corp	Morgan Stanley	(23,381)	5,644	Timken Steel Corp	Barclays Bank	6,571	(4,662)	Tootsie Roll Industries Inc	HSBC	(746)
1,600	TFS Financial Corp	Morgan Stanley	880	4,932	Timken Co	Goldman Sachs	734	(848)	TopBuild Corp	Bank of America Merrill Lynch	3,536
(8,093)	TG Therapeutics Inc	Barclays Bank	5,544	16,353	Timken Co	HSBC	6,243	(1,953)	TopBuild Corp	Barclays Bank	(9,511)
(28,620)	TG Therapeutics Inc	Goldman Sachs	49,084	23,803	Timken Co	HSBC	6,243	2,838	TopBuild Corp	HSBC	(3,377)
(4,490)	TG Therapeutics Inc	HSBC	7,431	18,428	Timken Co	Morgan Stanley	28,032	(425)	TopBuild Corp	Morgan Stanley	1,180
2,902	TherapeuticsMD Inc	Morgan Stanley	20,865	5,665	TimkenSteel Corp	Barclays Bank	6,571	(2,871)	Torchmark Corp	Bank of America Merrill Lynch	(3,330)
(2,497)	Theravance Biopharma Inc	Barclays Bank	19	11,930	TimkenSteel Corp	Goldman Sachs	39,011	2,721	Torchmark Corp	Bank of America Merrill Lynch	11,974
(8,533)	Theravance Biopharma Inc	Goldman Sachs	1,280	1,173	TimkenSteel Corp	HSBC	7,402	(2,408)	Torchmark Corp	Barclays Bank	(4,262)
173	Thermo Fisher Scientific Inc	Bank of America Merrill Lynch	506	(1,409)	Titan International Inc	Bank of America Merrill Lynch	(21)	7,991	Torchmark Corp	Barclays Bank	14,144
(451)	Thermo Fisher Scientific Inc	Barclays Bank	4,236	(2,689)	Titan International Inc	Goldman Sachs	(2,151)	(3,749)	Torchmark Corp	Goldman Sachs	(4,349)
261	Thermo Fisher Scientific Inc	Barclays Bank	4,236					3,427	Torchmark Corp	Goldman Sachs	(2,270)
								(5,176)	Torchmark Corp	HSBC	4,056
								(3,537)	Torchmark Corp	Morgan Stanley	(6,260)
								1,391	Torchmark Corp	Morgan Stanley	2,462
								(21,720)	Toro Co	Barclays Bank	(125,976)
								(43,091)	Toro Co	Goldman Sachs	(146,510)
								(988)	Toro Co	HSBC	(2,016)

ブラックロック・ストラテジック・ファンズ ブラックロック・アメリカズ・ダイバーシファイド・エクイティ・アブソルート・リターン・ファンド

保有高	銘柄	取引相手	未実現評価増益/(損) (米ドル)	保有高	銘柄	取引相手	未実現評価増益/(損) (米ドル)	保有高	銘柄	取引相手	未実現評価増益/(損) (米ドル)
(1,306)	Torrid Holdings Inc	Bank of America Merrill Lynch	(535)	47,312	TransWorld Holdings Inc	Morgan Stanley	61,506	(28,615)	TriMas Corp	Goldman Sachs	(1,039)
				40,759	Travel + Leisure Co	Bank of America Merrill Lynch	48,503	(21,646)	TriMas Corp	HSBC	(12,543)
(47,169)	Torrid Holdings Inc	HSBC	15,094	82,744	Travel + Leisure Co	Barclays Bank	213,480	(10,466)	TriMas Corp	Morgan Stanley	(11,094)
13,461	Towne Bank	Bank of America Merrill Lynch	20,326	9,455	Travel + Leisure Co	Goldman Sachs	11,251	(1,687)	Trimble Inc	Bank of America Merrill Lynch	(4,873)
65,052	Towne Bank	Barclays Bank	45,536	32,649	Travel + Leisure Co	HSBC	56,483	(34,387)	Trimble Inc	Barclays Bank	(36,451)
98,687	Towne Bank	Goldman Sachs	149,017	3,564	Travel + Leisure Co	Morgan Stanley	9,195	(31,177)	Trimble Inc	Goldman Sachs	(86,048)
58,899	Towne Bank	HSBC	39,057	(672)	TravelCenters of America Inc	Bank of America Merrill Lynch	(3,232)	(33,032)	Trimble Inc	HSBC	(201,496)
7,577	Towne Bank	Morgan Stanley	5,304	(7,471)	TravelCenters of America Inc	Merrill Lynch Barclays Bank	(30,108)	1,831	TriNet Group Inc	Bank of America Merrill Lynch	(4,486)
21,283	Townsquare Media Inc 'A'	Bank of America Merrill Lynch	(14,685)	(4,067)	TravelCenters of America Inc	HSBC	(9,711)	9,172	TriNet Group Inc	Barclays Bank	10,823
10,577	Townsquare Media Inc 'A'	Barclays Bank	(740)	(3,088)	TravelCenters of America Inc	Morgan Stanley	(11,118)	10,958	TriNet Group Inc	TriNet Group Inc	(16,498)
31,746	Townsquare Media Inc 'A'	Goldman Sachs	(21,905)	1,045	Travelers Cos Inc	Bank of America Merrill Lynch	2,163	5,440	TriNet Group Inc	HSBC	(22,253)
5,325	Townsquare Media Inc 'A'	HSBC	(1,757)	4,034	Travelers Cos Inc	Barclays Bank	18,032	2,984	TriNet Group Inc	Morgan Stanley	3,031
1,849	Townsquare Media Inc 'A'	Morgan Stanley	(129)	23,502	Travelers Cos Inc	Goldman Sachs	49,337	(2,397)	Trinity Industries Inc	Bank of America Merrill Lynch	(1,086)
(10,372)	TPG RE Finance Trust Inc (REIT)	Bank of America Merrill Lynch	(2,013)	8,297	Travelers Cos Inc	HSBC	36,438	11,837	Trinity Industries Inc	Barclays Bank	4,143
(31,073)	TPG RE Finance Trust Inc (REIT)	Barclays Bank	(7,768)	13,051	Travelers Cos Inc	Morgan Stanley	58,338	(13,487)	Trinity Industries Inc	Barclays Bank	(4,827)
(4,313)	TPG RE Finance Trust Inc (REIT)	HSBC	(2,588)	(4,241)	Travere Therapeutics Inc	Barclays Bank	(2,799)	12,308	Trinity Industries Inc	Goldman Sachs	985
(7,235)	TPG RE Finance Trust Inc (REIT)	Morgan Stanley	(1,809)	(5,411)	Travere Therapeutics Inc	Goldman Sachs	(1,028)	(9,732)	Trinity Industries Inc	Morgan Stanley	(4,425)
(4,200)	TPI Composites Inc	Goldman Sachs	(11,277)	(4,403)	Travere Therapeutics Inc	HSBC	(11,171)	(55,596)	Trinity Place Holdings Inc	Bank of America Merrill Lynch	(7,227)
(741)	TPI Composites Inc	HSBC	(2,901)	(1,815)	Travere Therapeutics Inc	Morgan Stanley	(1,847)	(2,631)	Trinity Place Holdings Inc	Barclays Bank	(368)
6,931	Tractor Supply Co	Bank of America Merrill Lynch	(114,015)	3,394	Treace Medical Concepts Inc	Barclays Bank	2,002	(16,263)	Trinseo Plc	Goldman Sachs	(2,114)
3,428	Tractor Supply Co	Barclays Bank	42,233	2,194	Treace Medical Concepts Inc	Goldman Sachs	3,774	7,740	Trinseo Plc	Bank of America Merrill Lynch	20,679
1,989	Tractor Supply Co	Goldman Sachs	(21,486)	9,348	Treace Medical Concepts Inc	HSBC	31,222	3,291	Trinseo Plc	Barclays Bank	7,931
409	Tractor Supply Co	HSBC	(3,714)	30,558	Tran Insurance Group Inc	Goldman Sachs	22,307	8,506	Trinseo Plc	Goldman Sachs	23,987
509	Tractor Supply Co	Morgan Stanley	6,345	11,047	Tran Insurance Group Inc	Morgan Stanley	6,076	2,364	Trinseo Plc	HSBC	7,021
(19,441)	Trade Desk Inc 'A'	Goldman Sachs	(5,297)	(776)	Treco Resources	Bank of America Merrill Lynch	(54)	1,819	Trinseo Plc	Morgan Stanley	4,384
(3,625)	Trade Desk Inc 'A'	HSBC	(22,946)	(34,128)	Treco Resources	Barclays Bank	(2,730)	(5,667)	TripAdvisor Inc	Bank of America Merrill Lynch	(3,740)
(8,706)	Trade Desk Inc 'A'	Morgan Stanley	10,273	(238)	Treco Resources	Goldman Sachs	(17)	(6,475)	TripAdvisor Inc	Barclays Bank	(8,677)
(2,460)	Tradeweb Markets Inc 'A'	Bank of America Merrill Lynch	(4,312)	(5,153)	Treco Resources	Morgan Stanley	(412)	(7,511)	TripAdvisor Inc	Goldman Sachs	(4,957)
(13,523)	Tradeweb Markets Inc 'A'	Barclays Bank	(23,389)	(24,143)	Tredegar Corp	Barclays Bank	(6,760)	(4,491)	TripAdvisor Inc	HSBC	(8,313)
4,154	Tradeweb Markets Inc 'A'	HSBC	6,937	(14,860)	Tredegar Corp	Goldman Sachs	(17,238)	1,887	TriState Capital Holdings Inc	Bank of America Merrill Lynch	3,000
(441)	Tradeweb Markets Inc 'A'	HSBC	(4,447)	(34,417)	Tredegar Corp	HSBC	(28,566)	15,320	TriState Capital Holdings Inc	Barclays Bank	22,214
444	Tradeweb Markets Inc 'A'	HSBC	3,206	(24,094)	Tredegar Corp	Morgan Stanley	(6,746)	(14,094)	Triton International Ltd	Barclays Bank	(34,248)
(785)	Tradeweb Markets Inc 'A'	Morgan Stanley	(352)	(5,528)	TreeHouse Foods Inc	Barclays Bank	2,211	(1,033)	Triton International Ltd	Goldman Sachs	(3,326)
(37,545)	Traeger Inc	Barclays Bank	7,134	(8,043)	TreeHouse Foods Inc	Goldman Sachs	(25,094)	(6,704)	Triton International Ltd	HSBC	(28,224)
(17,106)	Traeger Inc	HSBC	9,237	573	Trex Co Inc	Bank of America Merrill Lynch	2,126	(2,066)	Triton International Ltd	Morgan Stanley	(5,020)
(6,960)	Trane Technologies Plc	Bank of America Merrill Lynch	(36,269)	2,840	Trex Co Inc	Barclays Bank	1,606	(5,425)	Triumph Bancorp Inc	Barclays Bank	(10,470)
12,738	Trane Technologies Plc	Barclays Bank	74,263	10,297	Trex Co Inc	Goldman Sachs	37,092	(5,737)	Triumph Bancorp Inc	Goldman Sachs	(15,605)
(712)	Trane Technologies Plc	Barclays Bank	(4,151)	6,114	Trex Co Inc	Morgan Stanley	10,272	(41,920)	Triumph Group Inc	Barclays Bank	(19,283)
(2,044)	Trane Technologies Plc	Goldman Sachs	(9,069)	9,627	Tri Pointe Homes Inc	Bank of America Merrill Lynch	5,776	(6,236)	Triumph Group Inc	HSBC	30,145
2,387	Trane Technologies Plc	Morgan Stanley	13,916	50,375	Tri Pointe Homes Inc	Barclays Bank	34,759	(15,019)	Troxon Holdings Plc 'A'	Barclays Bank	(9,612)
(6,482)	Trane Technologies Plc	Morgan Stanley	(37,790)	43,238	Tri Pointe Homes Inc	Goldman Sachs	25,943	(4,546)	Troxon Holdings Plc 'A'	Goldman Sachs	(4,728)
3,060	Transcat Inc	Barclays Bank	(11,261)	20,783	Tri Pointe Homes Inc	HSBC	6,027	(4,937)	Troxon Holdings Plc 'A'	HSBC	(9,138)
1,060	Transcat Inc	Goldman Sachs	(4,834)	9,313	Tri Pointe Homes Inc	Morgan Stanley	6,426	(28,674)	Troxon Holdings Plc 'A'	Morgan Stanley	(18,351)
1,123	Transcat Inc	HSBC	(11,095)	16,277	Tricida Inc	Barclays Bank	(23,113)	(9,775)	TrueBlue Inc	Barclays Bank	11,437
(6,134)	TransMedics Group Inc	Barclays Bank	(7,790)	9,961	Tricida Inc	Goldman Sachs	(10,758)	(4,846)	TrueBlue Inc	Goldman Sachs	7,027
(6,550)	TransMedics Group Inc	Goldman Sachs	(11,332)	5,111	Tricida Inc	HSBC	4,804	(7,909)	TrueBlue Inc	HSBC	28,472
(1,893)	TransMedics Group Inc	HSBC	(4,221)	16,820	TriCo Bancshares	Barclays Bank	21,866	(931)	TrueBlue Inc	Morgan Stanley	1,089
(12,862)	TransUnion	Barclays Bank	(53,851)	14,132	TriCo Bancshares	Goldman Sachs	55,397	29,106	TrueCar Inc	Bank of America Merrill Lynch	7,277
(26,946)	TransUnion	Goldman Sachs	(128,532)	22,897	TriCo Bancshares	HSBC	97,312	30,338	TrueCar Inc	Goldman Sachs	7,585
(16,434)	TransUnion	HSBC	(70,009)	6,136	TriCo Bancshares	Morgan Stanley	7,977	17,228	Truist Financial Corp	Bank of America Merrill Lynch	48,066
(6,162)	TransUnion	Morgan Stanley	(26,447)	(1,969)	TriMas Corp	Bank of America Merrill Lynch	(98)	60,236	Truist Financial Corp	Barclays Bank	99,443
13,655	TransWorld Holdings Inc	Bank of America Merrill Lynch	11,699	(19,734)	TriMas Corp	Barclays Bank	(20,918)	66,665	Truist Financial Corp	Goldman Sachs	240,679
22,780	TransWorld Holdings Inc	Barclays Bank	29,614					76,685	Truist Financial Corp	HSBC	51,974
21,284	TransWorld Holdings Inc	HSBC	(1,924)					11,876	Truist Financial Corp	Morgan Stanley	19,477

ブラックロック・ストラテジック・ファンズ ブラックロック・アメリカズ・ダイバーシファイド・エクイティ・アブソルート・リターン・ファンド

保有高	銘柄	取引相手	未実現評価増益/(損) (米ドル)	保有高	銘柄	取引相手	未実現評価増益/(損) (米ドル)	保有高	銘柄	取引相手	未実現評価増益/(損) (米ドル)	
429	Trupanion Inc	Bank of America Merrill Lynch	1,151	(3,233)	Twilio Inc 'A'	Bank of America Merrill Lynch	(17,211)	16,838	UFP Industries Inc	Goldman Sachs	(17,900)	
(13,229)	Trupanion Inc	Barclays Bank	(45,375)	2,001	Twilio Inc 'A'	Barclays Bank	11,466	12,642	UFP Industries Inc	HSBC	(29,278)	
396	Trupanion Inc	Barclays Bank	1,462	(1,832)	Twilio Inc 'A'	Barclays Bank	(20,574)	1,720	UFP Technologies Inc	Barclays Bank	6,966	
1,310	Trupanion Inc	Goldman Sachs	3,341	392	Twilio Inc 'A'	Goldman Sachs	(226)	718	UFP Technologies Inc	Goldman Sachs	(122)	
(1,104)	Trupanion Inc	HSBC	(6,148)	749	Twilio Inc 'A'	Morgan Stanley	7,286	2,606	UFP Technologies Inc	HSBC	12,326	
417	Trupanion Inc	HSBC	2,572	(5,921)	Twin Disc Inc	Goldman Sachs	16,283	(20,901)	UGI Corp	Bank of America Merrill Lynch	(54,343)	
(3,716)	Trupanion Inc	Morgan Stanley	(12,746)	(19,107)	Twin Disc Inc	HSBC	56,939	(11,268)	UGI Corp	Barclays Bank	(14,986)	
535	Trupanion Inc	Morgan Stanley	1,835	(9,208)	Twin Disc Inc	Morgan Stanley	1,473	(39,822)	UGI Corp	Goldman Sachs	(103,537)	
(7,544)	TrustCo Bank Corp NY	Bank of America Merrill Lynch	(9,958)	843	Twist Bioscience Corp	Bank of America Merrill Lynch	2,065	(6,472)	UGI Corp	HSBC	(29,901)	
(7,500)	TrustCo Bank Corp NY	Barclays Bank	(3,900)	1,899	Twist Bioscience Corp	Barclays Bank	(5,070)	(17,622)	UiPath Inc 'A'	Barclays Bank	(5,463)	
(8,699)	TrustCo Bank Corp NY	Goldman Sachs	(11,483)	4,895	Twist Bioscience Corp	Goldman Sachs	10,725	1,378	UiPath Inc 'A'	Goldman Sachs	1,268	
(2,687)	TrustCo Bank Corp NY	HSBC	(349)	3,947	Twist Bioscience Corp	HSBC	17,396	(5,747)	UiPath Inc 'A'	Goldman Sachs	(5,287)	
(2,109)	TrustCo Bank Corp NY	Morgan Stanley	(1,097)	2,034	Twist Bioscience Corp	Morgan Stanley	(5,431)	19,527	UiPath Inc 'A'	HSBC	33,196	
(8,080)	Trustmark Corp	Bank of America Merrill Lynch	(9,145)	(4,152)	Twitter Inc	Barclays Bank	(8,387)	31	Ultra Beauty Inc	Bank of America Merrill Lynch	731	
(7,820)	Trustmark Corp	Barclays Bank	(2,276)	(4,789)	Two Harbors Investment Corp (REIT)	Bank of America Merrill Lynch	(1,006)	2,656	Ultra Beauty Inc	Barclays Bank	186,186	
(30,168)	Trustmark Corp	Goldman Sachs	(50,490)	(194,304)	Two Harbors Investment Corp (REIT)	Barclays Bank	(50,519)	2,021	Ultra Beauty Inc	Goldman Sachs	47,675	
(48,039)	Trustmark Corp	HSBC	(39,769)	(164,213)	Two Harbors Investment Corp (REIT)	Goldman Sachs	(34,485)	(700)	Ultra Clean Holdings Inc	Bank of America Merrill Lynch	(1,153)	
(3,352)	Trustmark Corp	Morgan Stanley	(1,240)	(95,539)	Two Harbors Investment Corp (REIT)	HSBC	(10,509)	(9,179)	Ultra Clean Holdings Inc	Barclays Bank	(15,971)	
9,421	TTEC Holdings Inc	Barclays Bank	38,532	(47,401)	Two Harbors Investment Corp (REIT)	Morgan Stanley	(12,324)	(5,305)	Ultra Clean Holdings Inc	Goldman Sachs	(11,141)	
7,309	TTEC Holdings Inc	Goldman Sachs	25,947	(2,693)	Tyler Technologies Inc	Bank of America Merrill Lynch	(26,365)	(4,806)	Ultra Clean Holdings Inc	HSBC	(13,173)	
4,381	TTEC Holdings Inc	HSBC	13,274	(4,171)	Tyler Technologies Inc	Barclays Bank	(49,384)	9,928	Ultragenyx	Bank of America Merrill Lynch	(71,710)	
533	TTEC Holdings Inc	Morgan Stanley	2,180	(5,300)	Tyler Technologies Inc	Goldman Sachs	(52,140)	4,403	Ultragenyx	Pharmaceutical Inc	Barclays Bank	(1,365)
(3,440)	TTM Technologies Inc	Bank of America Merrill Lynch	3	(913)	Tyler Technologies Inc	HSBC	(922)	5,760	Ultragenyx	Goldman Sachs	(42,733)	
(83,241)	TTM Technologies Inc	Barclays Bank	(33,296)	(5,441)	Tyler Technologies Inc	Morgan Stanley	(64,422)	4,658	Ultragenyx	HSBC	(23,291)	
(97,473)	TTM Technologies Inc	Goldman Sachs	(27,292)	(395)	Tyme Technologies Inc	Morgan Stanley	(6)	1,677	Ultragenyx	Morgan Stanley	(520)	
(6,173)	TTM Technologies Inc	HSBC	(4,018)	9,040	Tyson Foods Inc 'A'	Barclays Bank	17,899	(21,699)	Ultralife Corp	Morgan Stanley	7,378	
(36,939)	Tucows Inc 'A'	Barclays Bank	(194,299)	(4,409)	Tyson Foods Inc 'A'	Barclays Bank	(8,730)	5,742	UMB Financial Corp	Bank of America Merrill Lynch	14,377	
(1,968)	Tipperware Brands Corp	Bank of America Merrill Lynch	394	13,652	Tyson Foods Inc 'A'	Goldman Sachs	(20,068)	20,598	UMB Financial Corp	Barclays Bank	46,445	
(14,626)	Tipperware Brands Corp	Barclays Bank	(9,653)	(9,524)	Tyson Foods Inc 'A'	Goldman Sachs	12,429	20,075	UMB Financial Corp	Goldman Sachs	47,777	
(13,600)	Tipperware Brands Corp	Goldman Sachs	2,720	15,026	Tyson Foods Inc 'A'	HSBC	(44,905)	20,075	UMB Financial Corp	HSBC	1,312	
(10,983)	Tipperware Brands Corp	HSBC	19,769	(353)	Tyson Foods Inc 'A'	HSBC	(1,531)	1,262	UMB Financial Corp	Morgan Stanley	2,814	
3,520	Turning Point Brands Inc	Bank of America Merrill Lynch	(1,549)	(8,914)	Tyson Foods Inc 'A'	Morgan Stanley	17,650	(19,434)	UMH Properties Inc (REIT)	Bank of America Merrill Lynch	(8,173)	
3,177	Turning Point Brands Inc	Barclays Bank	2,033	(13,430)	Uber Technologies Inc	Bank of America Merrill Lynch	(1,992)	(25,261)	UMH Properties Inc (REIT)	Barclays Bank	(4,547)	
15,927	Turning Point Brands Inc	Goldman Sachs	(6,967)	(8,879)	Uber Technologies Inc	Barclays Bank	2,308	(23,618)	UMH Properties Inc (REIT)	Goldman Sachs	(13,020)	
3,941	Turning Point Brands Inc	HSBC	5,320	(24,137)	Uber Technologies Inc	Goldman Sachs	1,689	(26,402)	UMH Properties Inc (REIT)	HSBC	(6,369)	
3,085	Turning Point Brands Inc	Morgan Stanley	1,974	(13,064)	Uber Technologies Inc	HSBC	(6,660)	(14,579)	UMH Properties Inc (REIT)	Morgan Stanley	(1,365)	
(6,848)	Turning Point Therapeutics Inc	Barclays Bank	11,847	(2,432)	Ubiquiti Inc	Barclays Bank	(28,843)	14,576	Umppqa Holdings Corp	Bank of America Merrill Lynch	12,214	
(9,993)	Turning Point Therapeutics Inc	Goldman Sachs	(24,783)	(711)	Ubiquiti Inc	Goldman Sachs	(18,528)	55,211	Umppqa Holdings Corp	Barclays Bank	22,637	
(4,668)	Turtle Beach Corp	Bank of America Merrill Lynch	(560)	(5,561)	Udemy Inc	Barclays Bank	(15,849)	47,469	Umppqa Holdings Corp	Goldman Sachs	44,598	
(9,543)	Turtle Beach Corp	Barclays Bank	8,589	(4,279)	Udemy Inc	HSBC	(14,078)	49,658	Umppqa Holdings Corp	HSBC	18,157	
(2,282)	Turtle Beach Corp	Goldman Sachs	(274)	(2,348)	Udemy Inc	Morgan Stanley	(6,692)	1,221	Under Armour Inc 'A'	Bank of America Merrill Lynch	(733)	
(14,596)	Turtle Beach Corp	HSBC	(14,888)	8,643	UDR Inc (REIT)	Bank of America Merrill Lynch	(1,895)	35,077	Under Armour Inc 'A'	Barclays Bank	22,098	
(1,226)	Turtle Beach Corp	Morgan Stanley	1,103	68,922	UDR Inc (REIT)	Barclays Bank	6,736	19,400	Under Armour Inc 'A'	Goldman Sachs	(11,640)	
23,823	TuSimple Holdings Inc 'A'	Bank of America Merrill Lynch	(6,280)	33,449	UDR Inc (REIT)	Goldman Sachs	(10,035)	42,400	Under Armour Inc 'A'	HSBC	(420)	
6,372	TuSimple Holdings Inc 'A'	Barclays Bank	510	20,208	UDR Inc (REIT)	HSBC	10,032	23,189	Under Armour Inc 'A'	Morgan Stanley	14,609	
3,336	TuSimple Holdings Inc 'A'	HSBC	(1,497)	19,293	UDR Inc (REIT)	Morgan Stanley	2,508	1,180	Unifi Inc	Bank of America Merrill Lynch	1,581	
8,159	TuSimple Holdings Inc 'A'	Morgan Stanley	653	(721)	UFP Industries Inc	Bank of America Merrill Lynch	(1,601)	10,960	Unifi Inc	Barclays Bank	14,686	
15,256	Tutor Perini Corp	Bank of America Merrill Lynch	10,222	(1,014)	UFP Industries Inc	Barclays Bank	(984)	618	Unifi Inc	Goldman Sachs	828	
11,225	Tutor Perini Corp	Barclays Bank	7,184	(1,636)	UFP Industries Inc	Goldman Sachs	(2,814)					
46,835	Tutor Perini Corp	Goldman Sachs	31,379	11,858	UFP Industries Inc	Barclays Bank	20,396					
12,354	Tutor Perini Corp	HSBC	10,748	(3,734)	UFP Industries Inc	Goldman Sachs	3,142					
5,185	Tutor Perini Corp	Morgan Stanley	3,318									
1,561	Twilio Inc 'A'	Bank of America Merrill Lynch	9,694									

ブラックロック・ストラテジック・ファンズ ブラックロック・アメリカズ・ダイバーシファイド・エクイティ・アブソルート・リターン・ファンド

保有高	銘柄	取引相手	未実現評価増益/(損) (米ドル)	保有高	銘柄	取引相手	未実現評価増益/(損) (米ドル)	保有高	銘柄	取引相手	未実現評価増益/(損) (米ドル)
9,926	Unifi Inc	HSBC	20,348	3,208	United Rentals Inc	Bank of America	50,510	(207)	Universal Display Corp	Bank of America	(683)
(4,638)	UniFirst Corp	Barclays Bank	(11,549)			Merrill Lynch				Merrill Lynch	
(2,143)	UniFirst Corp	Goldman Sachs	2,743	1,283	United Rentals Inc	Barclays Bank	25,134	(1,952)	Universal Display Corp	Barclays Bank	(8,960)
(3,477)	UniFirst Corp	HSBC	15,786	6,456	United Rentals Inc	Goldman Sachs	78,702	1,892	Universal Display Corp	Barclays Bank	8,684
(1,529)	UniFirst Corp	Morgan Stanley	(3,807)	2,110	United Rentals Inc	HSBC	12,193	(2,045)	Universal Display Corp	Goldman Sachs	(6,524)
(2,465)	Union Bankshares Inc	Bank of America	(1,602)	4,443	United Rentals Inc	Morgan Stanley	85,393	645	Universal Display Corp	Goldman Sachs	2,559
		Merrill Lynch		26,606	United Security Bankshares	Barclays Bank	6,918	(275)	Universal Display Corp	HSBC	(1,144)
938	Union Pacific Corp	Bank of America	(6,472)	15,122	United Security Bankshares	Goldman Sachs	4,083	1,281	Universal Display Corp	HSBC	5,329
		Merrill Lynch		16,729	United Security Bankshares	HSBC	3,179	(434)	Universal Display Corp	Morgan Stanley	688
(2,020)	Union Pacific Corp	Barclays Bank	(7,503)	16,116	United Security Bankshares	Morgan Stanley	4,190	3,320	Universal Electronics Inc	Barclays Bank	(764)
(15,840)	Union Pacific Corp	Goldman Sachs	109,296	64,731	United States	Barclays Bank	53,079	(457)	Universal Health Realty	Bank of America	(1,120)
1,599	Union Pacific Corp	Goldman Sachs	(11,033)			Cellular Corp				Income Trust (REIT)	Merrill Lynch
5,418	Union Pacific Corp	HSBC	(23,081)	33,140	United States	Goldman Sachs	59,320	(11,493)	Universal Health Realty	Barclays Bank	(20,343)
(2,642)	Union Pacific Corp	Morgan Stanley	(3,543)			Cellular Corp				Income Trust (REIT)	
430	Union Pacific Corp	Morgan Stanley	1,763	21,061	United States	HSBC	23,048	(20,727)	Universal Health Realty	Goldman Sachs	(50,781)
(15,748)	Unisys Corp	Goldman Sachs	(630)			Cellular Corp				Income Trust (REIT)	
(22,044)	United Airlines	Barclays Bank	(50,040)	25,467	United States	Morgan Stanley	20,883	(19,295)	Universal Health Realty	HSBC	(53,254)
	Holdings Inc					Cellular Corp				Income Trust (REIT)	
(4,855)	United Airlines	Goldman Sachs	(13,715)	(978)	United States Lime & Minerals Inc	Bank of America	(4,890)	(2,056)	Universal Health Realty	Morgan Stanley	(3,639)
	Holdings Inc					Merrill Lynch				Income Trust (REIT)	
(25,124)	United Airlines	HSBC	(89,829)	(791)	United States Lime & Minerals Inc	Morgan Stanley	(2,792)	345	Universal Health	Bank of America	1,565
	Holdings Inc									Services Inc 'B'	Merrill Lynch
(62,346)	United Bankshares Inc	Barclays Bank	(44,890)	(5,422)	United States Steel Corp	Bank of America	(8,128)	(8,532)	Universal Health	Barclays Bank	(18,258)
(63,714)	United Bankshares Inc	Goldman Sachs	(155,462)			Merrill Lynch				Services Inc 'B'	
(46,388)	United Bankshares Inc	HSBC	(99,270)	(13,807)	United States Steel Corp	Barclays Bank	(4,833)	1,135	Universal Health	Barclays Bank	2,429
(2,311)	United Bankshares Inc	Morgan Stanley	(1,664)	(10,045)	United States Steel Corp	Goldman Sachs	(6,781)	(9,298)	Universal Health	Services Inc 'B'	Goldman Sachs
(69,628)	United Community	Barclays Bank	(58,488)	(22,094)	United States Steel Corp	HSBC	4,364			Services Inc 'B'	Goldman Sachs
	Banks Inc			(12,387)	United States Steel Corp	Morgan Stanley	(4,335)	600	Universal Health	Goldman Sachs	(1,962)
(33,940)	United Community	HSBC	(39,710)	790	United Therapeutics Corp	Barclays Bank	16,803			Services Inc 'B'	
	Banks Inc			3,463	United Therapeutics Corp	HSBC	182,950	1,716	Universal Health	HSBC	4,378
1,689	United Fire Group Inc	Barclays Bank	2,179	(830)	UnitedHealth Group Inc	Barclays Bank	(8,466)			Services Inc 'B'	
10,131	United Fire Group Inc	Goldman Sachs	14,183	(5,320)	UnitedHealth Group Inc	Goldman Sachs	(69,479)	13,054	Universal Insurance	Barclays Bank	5,744
4,755	United Fire Group Inc	HSBC	4,470	(7,477)	UnitedHealth Group Inc	HSBC	(107,153)			Holdings Inc	
5,903	United Fire Group Inc	Morgan Stanley	7,615	(58,257)	Uniti Group Inc (REIT)	Goldman Sachs	(44,275)	5,045	Universal Insurance	HSBC	303
63,768	United Insurance	Barclays Bank	2,551	(62,213)	Uniti Group Inc (REIT)	HSBC	(49,770)			Holdings Inc	
	Holdings Corp			(532)	Unitil Corp	Bank of America	(1,117)	(1,247)	Universal Logistics	Barclays Bank	(3,965)
7,565	United Insurance	Goldman Sachs	151			Merrill Lynch				Holdings Inc	
	Holdings Corp			(1,233)	Unitil Corp	Barclays Bank	(382)	(10,938)	Universal Logistics	Goldman Sachs	(26,470)
39,051	United Insurance	HSBC	(21,478)	(2,567)	Unitil Corp	Goldman Sachs	(5,391)			Holdings Inc	
	Holdings Corp			(5,376)	Unitil Corp	HSBC	(9,414)	(14,919)	Universal Logistics	HSBC	(71,014)
34,844	United Insurance	Morgan Stanley	1,394	(1,749)	Unitil Corp	Morgan Stanley	(542)			Holdings Inc	
	Holdings Corp			6,399	Unity Bancorp Inc	Bank of America	2,944	3,266	Universal Technical	Bank of America	2,090
(2,897)	United Natural Foods Inc	Bank of America	(3,911)			Merrill Lynch				Institute Inc	Merrill Lynch
		Merrill Lynch		4,869	Unity Bancorp Inc	Barclays Bank	2,873	12,201	Universal Technical	Barclays Bank	10,615
(7,145)	United Natural Foods Inc	Barclays Bank	(33,939)	12,010	Unity Bancorp Inc	Goldman Sachs	5,525			Institute Inc	
(3,247)	United Natural Foods Inc	Goldman Sachs	(5,488)	9,580	Unity Bancorp Inc	Morgan Stanley	5,652	30,115	Universal Technical	Goldman Sachs	19,274
(500)	United Natural Foods Inc	HSBC	(235)	(3,620)	Unity Software Inc	Bank of America	(14,951)			Institute Inc	
(651)	United Natural Foods Inc	Morgan Stanley	(3,092)			Merrill Lynch				Institute Inc	
(1,427)	United Parcel	Bank of America	(2,291)	(11,644)	Unity Software Inc	Barclays Bank	8,849	7,929	Universal Technical	HSBC	3,647
	Service Inc 'B'	Merrill Lynch		(5,552)	Unity Software Inc	HSBC	(34,192)			Institute Inc	
6,303	United Parcel	Barclays Bank	32,713	(1,215)	Univar Solutions Inc	Bank of America	(3,256)	17,679	Universal Technical	Morgan Stanley	15,381
	Service Inc 'B'					Merrill Lynch				Institute Inc	
(1,057)	United Parcel	Barclays Bank	(5,486)	8,396	Univar Solutions Inc	Barclays Bank	16,288	24,733	Univest Financial Corp	Bank of America	22,754
	Service Inc 'B'			(12,463)	Univar Solutions Inc	Barclays Bank	(24,178)			Merrill Lynch	
503	United Parcel	Goldman Sachs	5,204	21,754	Univar Solutions Inc	Goldman Sachs	58,301	29,477	Univest Financial Corp	Barclays Bank	9,138
	Service Inc 'B'			(16,636)	Univar Solutions Inc	Goldman Sachs	(44,584)	72,273	Univest Financial Corp	Goldman Sachs	66,491
(1,164)	United Parcel	Goldman Sachs	221	17,960	Univar Solutions Inc	HSBC	43,822	5,692	Univest Financial Corp	HSBC	1,708
	Service Inc 'B'			14,520	Univar Solutions Inc	Morgan Stanley	28,169	2,256	Unum Group	Bank of America	3,709
4,841	United Parcel	HSBC	(3,829)	(4,843)	Univar Solutions Inc	Morgan Stanley	(9,395)			Merrill Lynch	
	Service Inc 'B'			(2,165)	Universal Corp	Bank of America	(2,338)	9,346	Unum Group	Barclays Bank	10,280
5,824	United Parcel	Morgan Stanley	30,227	(5,224)	Universal Corp	Merrill Lynch		23,189	Unum Group	Goldman Sachs	36,556
	Service Inc 'B'			(1,436)	Universal Corp	Barclays Bank	(11,806)	9,065	Unum Group	HSBC	14,321
(2,089)	United Parcel	Morgan Stanley	(10,842)	(3,464)	Universal Corp	Goldman Sachs	(1,551)	(5,591)	Upland Software Inc	Bank of America	(1,000)
	Service Inc 'B'			(38,350)	Universal Corp	HSBC	(15,242)			Merrill Lynch	
						Morgan Stanley	(86,671)	(7,054)	Upland Software Inc	Barclays Bank	564

ブラックロック・ストラテジック・ファンズ ブラックロック・アメリカズ・ダイバーシファイド・エクイティ・アブソルート・リターン・ファンド

保有高	銘柄	取引相手	未実現評価増益/(損) (米ドル)	保有高	銘柄	取引相手	未実現評価増益/(損) (米ドル)	保有高	銘柄	取引相手	未実現評価増益/(損) (米ドル)
(4,705)	Upland Software Inc	Goldman Sachs	(518)	(8,746)	US Xpress	Bank of America	1,924	(2,652)	Valmont Industries Inc	Goldman Sachs	(40,085)
945	Upstart Holdings Inc	Bank of America	(765)		Enterprises Inc 'A'	Merrill Lynch		406	Valmont Industries Inc	HSBC	6,892
		Merrill Lynch		(17,283)	US Xpress	Barclays Bank	(691)	(571)	Value Line Inc	Bank of America	2,267
784	Upstart Holdings Inc	HSBC	8,291		Enterprises Inc 'A'				Merrill Lynch		
(10,356)	Upwork Inc	Barclays Bank	(6,939)	(3,643)	USA Truck Inc	Bank of America	3,461	(1,145)	Value Line Inc	HSBC	1,924
(22,302)	Upwork Inc	Goldman Sachs	(43,712)			Merrill Lynch		11,081	Valvoline Inc	Bank of America	37,733
(18,808)	Upwork Inc	HSBC	(4,650)	(1,034)	USA Truck Inc	Barclays Bank	(196)			Merrill Lynch	
(69,845)	Uranium Energy Corp	Goldman Sachs	(30,732)	(3,909)	USA Truck Inc	Goldman Sachs	3,714	(42,507)	Valvoline Inc	Barclays Bank	(143,249)
(40,578)	Uranium Energy Corp	HSBC	(16,231)	(866)	USANA Health	Bank of America	(1,282)	8,370	Valvoline Inc	Barclays Bank	28,207
(6,304)	Uranium Energy Corp	Morgan Stanley	(1,702)		Sciences Inc	Merrill Lynch		1,071	Valvoline Inc	Goldman Sachs	3,600
(145,578)	Urban Edge	Barclays Bank	(132,476)	(437)	USANA Health	Barclays Bank	(1,363)	9,076	Valvoline Inc	HSBC	40,350
	Properties (REIT)				Sciences Inc			2,974	Valvoline Inc	Morgan Stanley	10,022
(87,466)	Urban Edge	Goldman Sachs	18,368	(2,606)	USANA Health	Goldman Sachs	(3,857)	(2,183)	Vanda	Bank of America	(633)
	Properties (REIT)				Sciences Inc				Pharmaceuticals Inc	Merrill Lynch	
(7,539)	Urban Edge	HSBC	(4,825)	(291)	USANA Health	HSBC	327	(3,613)	Vanda	Barclays Bank	(1,373)
	Properties (REIT)				Sciences Inc				Pharmaceuticals Inc		
(6,764)	Urban Edge	Morgan Stanley	(6,155)	(2,296)	Utah Medical Products Inc	HSBC	(3,547)	(28,481)	Vanda	Goldman Sachs	(8,259)
	Properties (REIT)			(3,750)	Utah Medical Products Inc	Morgan Stanley	(2,681)		Pharmaceuticals Inc		
(3,461)	Urban One Inc	Goldman Sachs	(2,423)	(7,924)	Utz Brands Inc	Bank of America	(3,559)	(5,923)	Vanda	HSBC	(1,960)
20,841	Urban Outfitters Inc	Bank of America	(35,847)			Merrill Lynch			Pharmaceuticals Inc		
		Merrill Lynch		(12,392)	Utz Brands Inc	Barclays Bank	(13,879)	(2,239)	Vanda	Morgan Stanley	44
21,543	Urban Outfitters Inc	Barclays Bank	30,591	(17,399)	Utz Brands Inc	Goldman Sachs	(5,337)		Pharmaceuticals Inc		
19,924	Urban Outfitters Inc	Goldman Sachs	(34,269)	(19,706)	UWM Holdings Corp	Barclays Bank	(1,478)	(6,885)	Vapotherm Inc	Bank of America	1,102
12,943	Urban Outfitters Inc	HSBC	(28,709)	(6,567)	UWM Holdings Corp	Morgan Stanley	(493)			Merrill Lynch	
6,733	Urban Outfitters Inc	Morgan Stanley	9,561	(39,294)	VAALCO Energy Inc	Bank of America	(46,367)	(10,440)	Vapotherm Inc	Barclays Bank	(1,044)
13,775	Ur-Energy Inc	Bank of America	1,515			Merrill Lynch		(17,068)	Vapotherm Inc	Goldman Sachs	1,264
		Merrill Lynch		(21,548)	VAALCO Energy Inc	Barclays Bank	(24,996)	(4,954)	Vapotherm Inc	HSBC	(1,754)
21,782	Ur-Energy Inc	Barclays Bank	1,307	(5,845)	VAALCO Energy Inc	Goldman Sachs	(6,897)	5,506	Varex Imaging Corp	Bank of America	3,273
105,254	Ur-Energy Inc	Goldman Sachs	11,578	(6,576)	VAALCO Energy Inc	Morgan Stanley	(7,628)			Merrill Lynch	
25,000	Ur-Energy Inc	HSBC	2,500	1,153	Vacasa Inc 'A'	Bank of America	(104)	12,575	Varex Imaging Corp	Barclays Bank	4,276
3,782	UroGen Pharma Ltd	Barclays Bank	(189)			Merrill Lynch		3,508	Varex Imaging Corp	Goldman Sachs	2,350
11,900	UroGen Pharma Ltd	Goldman Sachs	(1,469)	11,118	Vacasa Inc 'A'	Barclays Bank	1,445	9,186	Varex Imaging Corp	HSBC	12,753
12,371	UroGen Pharma Ltd	Morgan Stanley	(649)	5,069	Vacasa Inc 'A'	Goldman Sachs	(456)	13,377	Varex Imaging Corp	Morgan Stanley	4,548
(49,310)	Urstadt Biddle Properties Inc 'A' (REIT)	Barclays Bank	(45,858)	17,751	Vacasa Inc 'A'	HSBC	(22,011)	(2,415)	Varonis Systems Inc	Barclays Bank	(74)
				1,660	Vacasa Inc 'A'	Morgan Stanley	216	17,904	Varonis Systems Inc	Barclays Bank	(17,188)
(66,832)	Urstadt Biddle Properties Inc 'A' (REIT)	Goldman Sachs	(42,772)	(11,224)	Vail Resorts Inc	Barclays Bank	(112,913)	7,735	Varonis Systems Inc	Goldman Sachs	20,575
				(8,337)	Vail Resorts Inc	Goldman Sachs	(155,318)	(1,846)	Varonis Systems Inc	Goldman Sachs	(4,910)
(15,577)	Urstadt Biddle Properties Inc 'A' (REIT)	HSBC	(10,125)	(2,318)	Vail Resorts Inc	HSBC	(33,055)	9,322	Varonis Systems Inc	HSBC	27,686
				2,043	Valaris Ltd	Bank of America	4,134	(7,183)	Varonis Systems Inc	HSBC	(20,495)
(17,205)	Urstadt Biddle Properties Inc 'A' (REIT)	Morgan Stanley	(16,001)			Merrill Lynch		(1,254)	Varonis Systems Inc	Morgan Stanley	1,204
				5,929	Valaris Ltd	Barclays Bank	16,572	(41,725)	Vaxart Inc	Barclays Bank	(12,935)
12,822	US Bancorp	Bank of America	52,058	2,289	Valaris Ltd	Goldman Sachs	4,859	(6,056)	Vaxart Inc	Goldman Sachs	(3,331)
		Merrill Lynch		8,479	Valaris Ltd	HSBC	53,010	(14,997)	Vaxart Inc	HSBC	(7,798)
27,852	US Bancorp	Barclays Bank	44,007	2,985	Valaris Ltd	Morgan Stanley	8,567	(1,461)	VaxcYTE Inc	Bank of America	(1,941)
66,172	US Bancorp	Goldman Sachs	256,748	635	Valero Energy Corp	Barclays Bank	6,610			Merrill Lynch	
19,100	US Bancorp	HSBC	63,215	1,695	Valero Energy Corp	Goldman Sachs	11,170	(18,643)	VaxcYTE Inc	Barclays Bank	19,016
5,909	US Bancorp	Morgan Stanley	6,867	751	Valero Energy Corp	HSBC	11,956	(3,071)	VaxcYTE Inc	Goldman Sachs	(3,071)
(2,545)	US Foods Holding Corp	Bank of America	2,392	9,112	Valero Energy Corp	Morgan Stanley	94,856	(2,413)	VaxcYTE Inc	HSBC	(9,966)
		Merrill Lynch		(4,085)	Valhi Inc	Bank of America	(39,257)	(943)	VaxcYTE Inc	Morgan Stanley	962
(31,433)	US Foods Holding Corp	Barclays Bank	(64,752)			Merrill Lynch		(78,934)	VBI Vaccines Inc	Bank of America	9,883
(9,676)	US Foods Holding Corp	Goldman Sachs	9,095	(962)	Valhi Inc	Barclays Bank	(3,608)			Merrill Lynch	
(15,404)	US Foods Holding Corp	HSBC	27,589	(5,835)	Valhi Inc	Goldman Sachs	(56,074)	(107,240)	VBI Vaccines Inc	Barclays Bank	1,812
59,520	US Oncology Inc	Bank of America	(59)	(2,293)	Valhi Inc	HSBC	(28,777)	(24,635)	VBI Vaccines Inc	Goldman Sachs	3,084
		Merrill Lynch		(786)	Valhi Inc	Morgan Stanley	(2,948)	(29,974)	VBI Vaccines Inc	HSBC	4,352
7,474	US Oncology Inc	Barclays Bank	—	(106,982)	Valley National Bancorp	Bank of America	(91,206)	(26,947)	Vector Group Ltd	Barclays Bank	(10,509)
41,718	US Oncology Inc	Goldman Sachs	(42)			Merrill Lynch		(43,755)	Vector Group Ltd	Goldman Sachs	7,876
8,296	US Oncology Inc	Morgan Stanley	—	(138,758)	Valley National Bancorp	Barclays Bank	(42,939)	3,260	Vectrus Inc	Bank of America	(1,141)
(283)	US Physical Therapy Inc	Bank of America	(698)	(262,049)	Valley National Bancorp	Goldman Sachs	(237,839)			Merrill Lynch	
		Merrill Lynch		(256,566)	Valley National Bancorp	HSBC	(193,233)	7,890	Vectrus Inc	Barclays Bank	(1,026)
(6,423)	US Physical Therapy Inc	Barclays Bank	(32,500)	(50,903)	Valley National Bancorp	Morgan Stanley	(15,525)	20,781	Vectrus Inc	Goldman Sachs	(7,273)
(457)	US Physical Therapy Inc	Goldman Sachs	(4,949)	(276)	Valmont Industries Inc	Bank of America	(4,179)	(1,159)	Veeco Instruments Inc	Bank of America	(197)
(3,124)	US Silica Holdings Inc	Goldman Sachs	(6,404)			Merrill Lynch				Merrill Lynch	
(16,604)	US Silica Holdings Inc	HSBC	(27,729)	2,067	Valmont Industries Inc	Barclays Bank	18,107	(19,221)	Veeco Instruments Inc	Barclays Bank	(1,922)
(4,085)	US Silica Holdings Inc	Morgan Stanley	(7,026)	(2,601)	Valmont Industries Inc	Barclays Bank	(22,785)	(5,629)	Veeco Instruments Inc	Goldman Sachs	(1,226)
				3,527	Valmont Industries Inc	Goldman Sachs	53,399	(3,315)	Veeco Instruments Inc	HSBC	(4,966)

ブラックロック・ストラテジック・ファンズ ブラックロック・アメリカズ・ダイバーシファイド・エクイティ・アブソルート・リターン・ファンド

保有高	銘柄	取引相手	未実現評価益/(損) (米ドル)	保有高	銘柄	取引相手	未実現評価益/(損) (米ドル)	保有高	銘柄	取引相手	未実現評価益/(損) (米ドル)
(6,230)	Veeva Instruments Inc	Morgan Stanley	(623)	(2,378)	Veritex Holdings Inc	Goldman Sachs	(4,875)	9,326	ViacomCBS Inc 'A'	HSBC	61,645
1,004	Veeva Systems Inc 'A'	Bank of America	1,172	(9,324)	Veritex Holdings Inc	HSBC	(14,457)	3,394	ViacomCBS Inc 'A'	Morgan Stanley	2,512
		Merrill Lynch		(3,902)	Veritex Holdings Inc	Morgan Stanley	(5,541)	(2,031)	ViacomCBS Inc 'B'	Bank of America	(2,897)
(3,034)	Veeva Systems Inc 'A'	Barclays Bank	(16,080)	(199)	Veritiv Corp	Bank of America	(1,223)			Merrill Lynch	
434	Veeva Systems Inc 'A'	Goldman Sachs	2,855			Merrill Lynch		1,917	ViacomCBS Inc 'B'	Goldman Sachs	4,509
(932)	Veeva Systems Inc 'A'	HSBC	(4,400)	(1,675)	Veritiv Corp	Barclays Bank	(15,326)	(5,522)	ViacomCBS Inc 'B'	HSBC	(35,893)
2,423	Veeva Systems Inc 'A'	Morgan Stanley	12,842	(1,033)	Veritiv Corp	Goldman Sachs	3,264	4,029	ViacomCBS Inc 'B'	HSBC	19,459
41,407	Velo3D Inc	HSBC	(3,866)	(14,271)	Veritone Inc	Barclays Bank	(3,425)	(2,047)	Viad Corp	Bank of America	(1,872)
7,726	Velo3D Inc	Morgan Stanley	77	(14,195)	Veritone Inc	Goldman Sachs	(3,957)			Merrill Lynch	
573	Velocity Financial Inc	Bank of America	17	(35,524)	Verizon	Barclays Bank	(49,911)	(4,174)	Viad Corp	Barclays Bank	914
		Merrill Lynch			Communications Inc			(5,311)	Viad Corp	Goldman Sachs	212
13,880	Velocity Financial Inc	HSBC	694	37,706	Verizon	Barclays Bank	52,977	(9,807)	Viad Corp	HSBC	(7,483)
15,185	Velocity Financial Inc	Morgan Stanley	7,744		Communications Inc			(1,162)	Viad Corp	Morgan Stanley	198
(29,472)	Ventas Inc (REIT)	Barclays Bank	(27,706)	(63,482)	Verizon	Goldman Sachs	(129,186)	1,454	Viant Technology Inc 'A'	Barclays Bank	349
(30,729)	Ventas Inc (REIT)	Goldman Sachs	(40,562)	(17,956)	Verra Mobility Corp	Bank of America	(17,597)	14,621	Viant Technology Inc 'A'	Goldman Sachs	3,070
(28,186)	Ventas Inc (REIT)	HSBC	(35,514)			Merrill Lynch		3,526	Viant Technology Inc 'A'	HSBC	1,975
4,134	Ventyx Biosciences Inc	Barclays Bank	3,803	(17,171)	Verra Mobility Corp	Barclays Bank	(8,586)				
3,816	Ventyx Biosciences Inc	Goldman Sachs	16,409	(33,857)	Verra Mobility Corp	Goldman Sachs	(33,180)	1,895	Viant Technology Inc 'A'	Morgan Stanley	455
2,816	Ventyx Biosciences Inc	Morgan Stanley	2,591	(15,525)	Verra Mobility Corp	HSBC	(49,680)				
(67,959)	Venus Concept Inc	Barclays Bank	(5,437)	(5,868)	Verra Mobility Corp	Morgan Stanley	(2,934)	2,015	Viasat Inc	Bank of America	659
(19,015)	Venus Concept Inc	Goldman Sachs	570	(4,709)	Verrica	Bank of America	19,166	(8,086)	Viasat Inc	Goldman Sachs	(22,964)
(30,542)	Vera Bradley Inc	Barclays Bank	(12,217)		Pharmaceuticals Inc	Merrill Lynch		1,129	Viasat Inc	Goldman Sachs	3,206
(11,831)	Vera Bradley Inc	Goldman Sachs	(1,775)	(10,174)	Verrica	Goldman Sachs	41,408	(1,506)	Viasat Inc	HSBC	(5,226)
(3,001)	Vera Bradley Inc	Morgan Stanley	(1,200)	(3,298)	Verrica	Barclays Bank	14,247	1,123	Viasat Inc	HSBC	824
(2,144)	Vera Therapeutics Inc	Barclays Bank	(1,822)	(2,085)	Verrica	HSBC	8,549	3,243	Viasat Inc	Morgan Stanley	162
(1,122)	Vera Therapeutics Inc	HSBC	1,032		Pharmaceuticals Inc			35,383	Viatrix Inc	Bank of America	32,906
6,496	VeracYTE Inc	Bank of America	10,459	(2,050)	Verrica	Morgan Stanley	8,856	68,051	Viatrix Inc	Merrill Lynch	
		Merrill Lynch			Pharmaceuticals Inc			45,202	Viatrix Inc	Barclays Bank	29,942
10,382	VeracYTE Inc	Barclays Bank	2,596	9,512	Vertex Energy Inc	Barclays Bank	3,995	41,971	Viatrix Inc	Goldman Sachs	42,038
4,480	VeracYTE Inc	Goldman Sachs	7,213	(1,532)	Vertex Inc 'A'	Barclays Bank	(1,210)	9,849	Viavi Solutions Inc	Morgan Stanley	18,467
4,266	VeracYTE Inc	HSBC	5,077	1,517	Vertex Inc 'A'	HSBC	(2,063)			Bank of America	1,862
1,303	VeracYTE Inc	Morgan Stanley	940	(3,394)	Vertex	Bank of America	(47,855)	69,163	Viavi Solutions Inc	Barclays Bank	19,020
14,088	Verastem Inc	Barclays Bank	—	(845)	Vertex	Goldman Sachs	(11,915)	50,340	Viavi Solutions Inc	Goldman Sachs	16,841
14,170	Verastem Inc	Goldman Sachs	3,117		Pharmaceuticals Inc			3,585	Viavi Solutions Inc	HSBC	684
45,976	Verastem Inc	HSBC	5,057	(2,853)	Vertex	HSBC	(94,862)	10,342	Viavi Solutions Inc	Morgan Stanley	2,535
10,074	Verastem Inc	Morgan Stanley	—		Pharmaceuticals Inc			(199,363)	VICI Properties Inc (REIT)	Barclays Bank	(303,032)
(3,394)	Vericel Corp	Barclays Bank	(713)	(184)	Vertex	Morgan Stanley	15	(101,061)	VICI Properties Inc (REIT)	Goldman Sachs	(168,772)
(6,943)	Vericel Corp	Goldman Sachs	1,389		Pharmaceuticals Inc			(22,309)	VICI Properties Inc (REIT)	HSBC	(76,520)
(1,128)	Vericel Corp	HSBC	(1,561)	(86,572)	Vertiv Holdings Co	Barclays Bank	(38,958)	(2,631)	VICI Properties Inc (REIT)	Morgan Stanley	(3,999)
(1,155)	Vericel Corp	Morgan Stanley	(243)	(30,450)	Vertiv Holdings Co	Goldman Sachs	(13,702)	(695)	Vicor Corp	Bank of America	(7,506)
12,976	Verint Systems Inc	Barclays Bank	260	(4,449)	Vertiv Holdings Co	HSBC	(356)			Merrill Lynch	
28,242	Verint Systems Inc	Goldman Sachs	(22,876)	(5,179)	Vertiv Holdings Co	Morgan Stanley	(2,331)	(2,930)	Vicor Corp	Barclays Bank	(17,170)
13,181	Verint Systems Inc	HSBC	4,747	(5,198)	Verve Therapeutics Inc	Barclays Bank	(7,641)	(8,823)	Vicor Corp	Goldman Sachs	(95,288)
(13,425)	Venis Residential Inc (REIT)	Bank of America	(10,354)	(1,605)	Verve Therapeutics Inc	Goldman Sachs	(2,584)	(2,992)	Victoria's Secret & Co	Bank of America	18,461
		Merrill Lynch		(6,312)	VF Corp	Bank of America	(20,813)			Merrill Lynch	
(31,611)	Venis Residential Inc (REIT)	Barclays Bank	(37,301)	(5,592)	VF Corp	Barclays Bank	(17,524)	(7,374)	Victoria's Secret & Co	Barclays Bank	12,093
(3,638)	Venis Residential Inc (REIT)	HSBC	(5,419)		VF Corp	Goldman Sachs	144,553	(4,029)	Victoria's Secret & Co	Goldman Sachs	24,859
(11,150)	Venis Residential Inc (REIT)	Morgan Stanley	(10,577)	(3,278)	VF Corp	Goldman Sachs	(1,653)	(4,873)	Victoria's Secret & Co	HSBC	25,974
(5,807)	VeriSign Inc	Bank of America	(51,973)		VF Corp	Goldman Sachs	31,117	(3,838)	Victoria's Secret & Co	Morgan Stanley	6,294
		Merrill Lynch		(929)	VF Corp	HSBC	(2,620)	(24,716)	Viemed Healthcare Inc	Barclays Bank	(5,190)
(1,235)	VeriSign Inc	Barclays Bank	(8,386)	(2,417)	VF Corp	Morgan Stanley	(9,330)	(40,677)	View Inc	Barclays Bank	(10,718)
2,442	VeriSign Inc	Barclays Bank	16,581	(5,501)	Via Renewables Inc	Bank of America	(2,695)	22,812	View Inc	Goldman Sachs	(14,465)
(4,665)	VeriSign Inc	Goldman Sachs	(41,752)			Merrill Lynch		(27,678)	ViewRay Inc	Barclays Bank	2,214
2,677	VeriSign Inc	Goldman Sachs	24,711	(21,138)	Via Renewables Inc	Barclays Bank	(3,805)	44,101	ViewRay Inc	Goldman Sachs	(3,087)
1,188	VeriSign Inc	HSBC	6,347	(17,716)	Via Renewables Inc	HSBC	(14,704)	38,590	ViewRay Inc	Morgan Stanley	3,087
1,250	VeriSign Inc	Morgan Stanley	8,488	(909)	Via Renewables Inc	Morgan Stanley	(164)	(41,907)	Viking Therapeutics Inc	Barclays Bank	(1,886)
(9,453)	Verisk Analytics Inc	Bank of America	(37,150)	8,201	ViacomCBS Inc 'A'	Bank of America	50,682	(8,982)	Village Super Market Inc 'A'	Merrill Lynch	(898)
		Merrill Lynch				Merrill Lynch		(28,740)	Village Super Market Inc 'A'	Barclays Bank	(36,500)
(4,500)	Verisk Analytics Inc	Barclays Bank	(22,500)	5,548	ViacomCBS Inc 'A'	Barclays Bank	4,106				
(5,594)	Verisk Analytics Inc	Goldman Sachs	(21,984)	3,020	ViacomCBS Inc 'A'	Goldman Sachs	18,664				
(7,054)	Verisk Analytics Inc	HSBC	5,171								
(4,400)	Verisk Analytics Inc	Morgan Stanley	(22,000)								
(3,934)	Veritex Holdings Inc	Bank of America	(6,406)								
		Merrill Lynch									
(1,996)	Veritex Holdings Inc	Barclays Bank	(2,398)								

ブラックロック・ストラテジック・ファンズ ブラックロック・アメリカズ・ダイバーシファイド・エクイティ・アブソルート・リターン・ファンド

保有高	銘柄	取引相手	未実現評価増益/(損) (米ドル)	保有高	銘柄	取引相手	未実現評価増益/(損) (米ドル)	保有高	銘柄	取引相手	未実現評価増益/(損) (米ドル)
(19,625)	Village Super Market Inc 'A'	Goldman Sachs	(1,963)	82,326	Vishay Intertechnology Inc	Goldman Sachs	67,507	51,480	Vroom Inc	Barclays Bank	257
(5,390)	Village Super Market Inc 'A'	HSBC	(3,504)	69,178	Vishay Intertechnology Inc	HSBC	98,925	182,281	Vroom Inc	Goldman Sachs	(13,671)
(8,139)	Village Super Market Inc 'A'	Morgan Stanley	(10,337)	2,531	Vishay Intertechnology Inc	Morgan Stanley	1,164	91,159	Vroom Inc	HSBC	28,715
4,291	Vimeo Inc	Bank of America Merrill Lynch	(2,043)	(723)	Vishay Precision Group Inc	Bank of America Merrill Lynch	586	54,941	Vroom Inc	Morgan Stanley	274
6,714	Vimeo Inc	Barclays Bank	(269)	(14,744)	Vishay Precision Group Inc	Barclays Bank	(7,962)	(2,766)	VSE Corp	Bank of America Merrill Lynch	(1,411)
7,965	Vimeo Inc	Goldman Sachs	(1,513)	(18,491)	Vishay Precision Group Inc	Goldman Sachs	14,978	(11,709)	VSE Corp	Barclays Bank	(25,877)
11,149	Vimeo Inc	HSBC	1,535	(6,640)	Vishay Precision Group Inc	HSBC	(2,656)	(5,985)	VSE Corp	Goldman Sachs	(3,052)
16,314	Vimeo Inc	Morgan Stanley	(268)	(25,256)	VistaGen Therapeutics Inc	Bank of America Merrill Lynch	2,652	(3,626)	VSE Corp	Morgan Stanley	(8,013)
(11,185)	Vince Holding Corp	Barclays Bank	4,635	(80,551)	VistaGen Therapeutics Inc	Barclays Bank	(3,625)	(2,455)	Vulcan Materials Co	Bank of America Merrill Lynch	(10,540)
(13,891)	Vince Holding Corp	Morgan Stanley	5,756	(19,547)	VistaGen Therapeutics Inc	HSBC	1,857	(1,490)	Vulcan Materials Co	Barclays Bank	9,852
8,005	Vincerox Pharma Inc	Bank of America Merrill Lynch	(3,202)	1,721	Visteon Corp	Bank of America Merrill Lynch	10,670	(3,179)	Vulcan Materials Co	Goldman Sachs	(13,319)
7,347	Vincerox Pharma Inc	Barclays Bank	(367)	2,618	Visteon Corp	Goldman Sachs	16,232	(1,503)	Vulcan Materials Co	HSBC	2,285
1,242	Vincerox Pharma Inc	Goldman Sachs	(497)	575	Visteon Corp	HSBC	4,560	(3,862)	Vulcan Materials Co	HSBC	(5,870)
1,398	Vincerox Pharma Inc	HSBC	(769)	1,493	Visteon Corp	Morgan Stanley	5,479	(2,762)	Vulcan Materials Co	Morgan Stanley	(4,347)
12,191	Vincerox Pharma Inc	Morgan Stanley	(610)	84,083	Vistra Corp	Goldman Sachs	97,536	(8,953)	VYNE Therapeutics Inc	Barclays Bank	123
21,645	Vintage Wine Estates Inc	Barclays Bank	17,532	(9,217)	Vistra Corp	Goldman Sachs	(10,692)	(49,252)	VYNE Therapeutics Inc	Goldman Sachs	527
4,999	Vintage Wine Estates Inc	Goldman Sachs	500	7,320	Vistra Corp	HSBC	21,503	16,085	W R Berkley Corp	Barclays Bank	41,499
10,166	Vintage Wine Estates Inc	HSBC	(610)	18,510	Vita Coco Co Inc	Barclays Bank	20,731	66,277	W R Berkley Corp	Goldman Sachs	180,284
3,634	Vir Biotechnology Inc	Barclays Bank	7,813	32,067	Vital Farms Inc	Barclays Bank	(10,582)	14,454	W R Berkley Corp	HSBC	46,108
(1,252)	Vir Biotechnology Inc	Barclays Bank	(2,692)	6,515	Vital Farms Inc	Goldman Sachs	3,779	92,752	W&T Offshore Inc	Goldman Sachs	117,795
(5,913)	Vir Biotechnology Inc	Goldman Sachs	(23,711)	13,677	Vital Farms Inc	HSBC	(26,123)	5,955	Wabash National Corp	Bank of America Merrill Lynch	4,347
3,651	Vir Biotechnology Inc	HSBC	20,701	165	Vital Farms Inc	Morgan Stanley	(54)	2,853	Wabash National Corp	Barclays Bank	1,084
(1,248)	Vir Biotechnology Inc	HSBC	(7,076)	(7,171)	Vivid Seats Inc 'A'	Barclays Bank	(10,039)	25,030	Wabash National Corp	Goldman Sachs	18,272
2,668	Viracta Therapeutics Inc	Barclays Bank	—	(8,753)	Vivid Seats Inc 'A'	HSBC	(4,464)	34,632	Wabash National Corp	HSBC	24,738
300	Viracta Therapeutics Inc	Goldman Sachs	(9)	(15,289)	Vivint Smart Home Inc	Barclays Bank	(612)	4,516	Wabash National Corp	Morgan Stanley	1,716
14,411	Virgin Galactic Holdings Inc	Bank of America Merrill Lynch	11,961	(11,912)	Vivint Smart Home Inc	Goldman Sachs	(2,740)	(26,281)	Waitr Holdings Inc	Goldman Sachs	618
9,185	Virgin Galactic Holdings Inc	Barclays Bank	4,317	(1,868)	VMware Inc 'A'	Barclays Bank	(18,157)	(7,617)	Walgreens Boots Alliance Inc	Bank of America Merrill Lynch	3,462
(44,048)	Virgin Galactic Holdings Inc	Goldman Sachs	(36,560)	(5,325)	VMware Inc 'A'	Goldman Sachs	(152,029)	(32,916)	Walgreens Boots Alliance Inc	Barclays Bank	(37,312)
16,075	Virgin Galactic Holdings Inc	HSBC	15,432	(13)	Volta Inc	Barclays Bank	(9,068)	(17,135)	Walgreens Boots Alliance Inc	Goldman Sachs	13,833
2,091	Vindian Therapeutics Inc	Bank of America Merrill Lynch	(2,300)	(8,664)	Vontier Corp	Bank of America Merrill Lynch	(1,473)	(20,415)	Walgreens Boots Alliance Inc	HSBC	7,962
1,190	Vindian Therapeutics Inc	Bank of America Merrill Lynch	(2,300)	(12,107)	Vontier Corp	Barclays Bank	11,381	(19,688)	Walgreens Boots Alliance Inc	Morgan Stanley	(19,139)
4,495	Vindian Therapeutics Inc	Goldman Sachs	(1,309)	(68,454)	Vontier Corp	Goldman Sachs	(10,399)	5,924	Walker & Dunlop Inc	Goldman Sachs	34,241
(159,679)	VirnetX Holding Corp	HSBC	7,952	(31,875)	Vontier Corp	HSBC	(5,925)	834	Walker & Dunlop Inc	HSBC	4,846
4,597	Virtu Financial Inc 'A'	Bank of America Merrill Lynch	(1,057)	(4,815)	Vontier Corp	Morgan Stanley	4,526	(41)	Walmart Inc	Bank of America Merrill Lynch	825
(19,898)	Virtu Financial Inc 'A'	Barclays Bank	5,173	(2,356)	Vor BioPharma Inc	Goldman Sachs	565	1,039	Walmart Inc	Barclays Bank	5,704
(12,745)	Virtu Financial Inc 'A'	HSBC	9,431	(5,201)	Vornado Realty Trust (REIT)	Bank of America Merrill Lynch	(613)	14,782	Walmart Inc	Goldman Sachs	(192,178)
7,979	Virtu Financial Inc 'A'	HSBC	(5,904)	(13,427)	Vornado Realty Trust (REIT)	Goldman Sachs	(4,834)	(12,326)	Walmart Inc	HSBC	55,170
655	Virtus Investment Partners Inc	Bank of America Merrill Lynch	12,157	(69,917)	Vornado Realty Trust (REIT)	HSBC	35,658	(3,625)	Walmart Inc	Morgan Stanley	19,912
3,064	Virtus Investment Partners Inc	Barclays Bank	31,192	(3,706)	VOXX International Corp	Bank of America Merrill Lynch	(7,041)	(1,431)	Walmart Inc	Morgan Stanley	(7,856)
935	Virtus Investment Partners Inc	Goldman Sachs	19,934	(14,575)	VOXX International Corp	Barclays Bank	(10,494)	10,796	Walt Disney Co	Bank of America Merrill Lynch	6,594
982	Virtus Investment Partners Inc	HSBC	22,790	(2,100)	VOXX International Corp	Goldman Sachs	(3,990)	4,210	Walt Disney Co	Barclays Bank	12,251
221	Virtus Investment Partners Inc	Morgan Stanley	2,250	(3,911)	VOXX International Corp	HSBC	(6,531)	(9,481)	Walt Disney Co	Goldman Sachs	(33,752)
2,502	Visa Inc 'A'	Barclays Bank	11,584	47,030	Voya Financial Inc	Barclays Bank	157,080	(9,035)	Walt Disney Co	HSBC	(15,902)
3,986	Visa Inc 'A'	Goldman Sachs	55,520	39,475	Voya Financial Inc	Goldman Sachs	235,271	(11,404)	Walt Disney Co	Morgan Stanley	(33,186)
12,841	Visa Inc 'A'	Morgan Stanley	59,454	39,744	Voya Financial Inc	HSBC	200,310	(2,324)	Walt Disney Co	Morgan Stanley	6,763
19,125	Vishay Intertechnology Inc	Bank of America Merrill Lynch	15,682	6,882	Voyager Therapeutics Inc	Bank of America Merrill Lynch	(3,303)	(34,459)	Warby Parker Inc 'A'	Bank of America Merrill Lynch	(24,122)
49,092	Vishay Intertechnology Inc	Barclays Bank	22,582	7,466	Voyager Therapeutics Inc	Goldman Sachs	(3,584)	(2,479)	Warner Music Group Corp 'A'	Barclays Bank	(99)
				3,649	Voyager Therapeutics Inc	HSBC	2,846				
				76,843	Vroom Inc	Bank of America Merrill Lynch	(5,763)				

ブラックロック・ストラテジック・ファンズ ブラックロック・アメリカズ・ダイバーシファイド・エクイティ・アブソルート・リターン・ファンド

保有高	銘柄	取引相手	未実現評価増/減 (米ドル)	保有高	銘柄	取引相手	未実現評価増/減 (米ドル)	保有高	銘柄	取引相手	未実現評価増/減 (米ドル)
(9,599)	Warner Music Group Corp 'A'	Goldman Sachs	(4,128)	(12,530)	WaVe Life Sciences Ltd	Barclays Bank	(2,506)	8,749	WESCO International Inc	Barclays Bank	45,233
4,405	Warner Music Group Corp 'A'	Goldman Sachs	1,894	(3,055)	WaVe Life Sciences Ltd	Goldman Sachs	(672)	(333)	WESCO International Inc	Barclays Bank	(1,722)
(9,540)	Warner Music Group Corp 'A'	HSBC	(24,506)	(2,953)	WaVe Life Sciences Ltd	Morgan Stanley	(591)	3,730	WESCO International Inc	Goldman Sachs	6,639
(6,004)	Warner Music Group Corp 'A'	Morgan Stanley	(240)	(2,691)	Wayfair Inc 'A'	Bank of America	(14,989)	(3,239)	WESCO International Inc	Goldman Sachs	(5,765)
(4,642)	Warrior Met Coal Inc	Barclays Bank	(3,296)	(1,848)	Wayfair Inc 'A'	Merrill Lynch		9,457	WESCO International Inc	HSBC	(66,483)
(6,008)	Warrior Met Coal Inc	Goldman Sachs	(9,312)	(1,509)	Wayfair Inc 'A'	Goldman Sachs	(10,293)	(512)	WESCO International Inc	HSBC	(819)
(72,558)	Washington (REIT)	Goldman Sachs	(91,423)	3,547	Wayfair Inc 'A'	HSBC	9,009	2,147	WESCO International Inc	Morgan Stanley	11,100
2,738	Washington Federal Inc	Bank of America	4,819	(294)	WD-40 Co	Morgan Stanley	21,850	(350)	WESCO International Inc	Morgan Stanley	(1,810)
29,030	Washington Federal Inc	Merrill Lynch		(3,774)	WD-40 Co	Bank of America	(544)	(10,472)	West BanCorp Inc	Bank of America	(10,263)
54,027	Washington Federal Inc	Barclays Bank	28,159	(1,989)	WD-40 Co	Merrill Lynch					
44,724	Washington Federal Inc	Goldman Sachs	95,088	(2,903)	WD-40 Co	Barclays Bank	(18,455)	(10,384)	West BanCorp Inc	Barclays Bank	(5,607)
6,094	Washington Federal Inc	Bank of America	67,980	(1,677)	WD-40 Co	Goldman Sachs	(3,679)	(7,626)	West BanCorp Inc	Goldman Sachs	(7,473)
1,555	Washington Federal Inc	Merrill Lynch		(3,569)	WD-40 Co	HSBC	20,263	(1,689)	West BanCorp Inc	HSBC	456
13,609	Washington Trust Bancorp Inc	Barclays Bank	28,159	(1,439)	WEC Energy Group Inc	Morgan Stanley	(8,200)	(1,564)	West BanCorp Inc	Morgan Stanley	(845)
452	Washington Trust Bancorp Inc	Goldman Sachs	1,067	(6,584)	Webster Financial Corp	Barclays Bank	107	964	West Pharmaceutical Services Inc	Bank of America	11,028
1,198	Washington Trust Bancorp Inc	HSBC	3,882	(24,766)	Webster Financial Corp	Merrill Lynch		2,205	West Pharmaceutical Services Inc	Barclays Bank	25,621
28,431	Washington Trust Bancorp Inc	Morgan Stanley	50,303	(47,034)	Webster Financial Corp	Barclays Bank	(39,378)	1,306	West Pharmaceutical Services Inc	Goldman Sachs	15,127
40,788	Waste Connections Inc	Barclays Bank	75,866	(13,249)	Webster Financial Corp	Goldman Sachs	(97,361)	2,812	West Pharmaceutical Services Inc	HSBC	50,588
7,027	Waste Connections Inc	Goldman Sachs	6,043	(17,784)	Webster Financial Corp	HSBC	(16,164)				
16,734	Waste Connections Inc	HSBC	80,323	(1,439)	WEC Energy Group Inc	Morgan Stanley	(28,276)	1,393	West Pharmaceutical Services Inc	Morgan Stanley	15,978
4,173	Waste Connections Inc	Morgan Stanley	7,762	(25,837)	WEC Energy Group Inc	Bank of America	(3,151)	(11,836)	Westamerica BanCorp	Barclays Bank	(14,558)
(386)	Waste Management Inc	Bank of America	(455)	8,838	WEC Energy Group Inc	Merrill Lynch		(25,880)	Westamerica BanCorp	Goldman Sachs	(68,582)
(8,918)	Waste Management Inc	Merrill Lynch		(23,863)	WEC Energy Group Inc	Goldman Sachs	(52,260)	(4,178)	Western Alliance Bancorp	Bank of America	(28,954)
(20,408)	Waste Management Inc	Barclays Bank	(19,838)	4,693	WEC Energy Group Inc	Goldman Sachs	7,957				
(1,535)	Waste Management Inc	Goldman Sachs	(24,831)	(21,293)	WEC Energy Group Inc	HSBC	(64,305)	(8,094)	Western Alliance Bancorp	Barclays Bank	(33,267)
(7,951)	Waste Management Inc	HSBC	(3,735)	2,642	WEC Energy Group Inc	HSBC	(2,075)	(6,513)	Western Alliance Bancorp	Goldman Sachs	(40,443)
1,218	Waters Corp	Morgan Stanley	(17,717)	(16,207)	WEC Energy Group Inc	Morgan Stanley	972	(8,741)	Western Alliance Bancorp	HSBC	(42,105)
1,086	Waters Corp	Bank of America	6,550	(4,100)	Weis Markets Inc	Barclays Bank	3,444	(13,273)	Western Alliance Bancorp	Morgan Stanley	(54,552)
1,044	Waters Corp	Merrill Lynch		(7,434)	Weis Markets Inc	Goldman Sachs	53,079	(19,391)	Western Asset Mortgage Capital Corp (REIT)	Bank of America	970
2,099	Waters Corp	Barclays Bank	11,847	(1,540)	Weis Markets Inc	HSBC	17,094				
57	Waters Corp	Goldman Sachs	(24,831)	(346)	Weis Markets Inc	Morgan Stanley	563	(24,823)	Western Asset Mortgage Capital Corp (REIT)	Goldman Sachs	1,241
(3,243)	Waterstone Financial Inc	HSBC	(3,735)	2,127	Wells Fargo & Co	Bank of America	7,700				
(18,280)	Waterstone Financial Inc	Morgan Stanley	(17,717)	(9,048)	Wells Fargo & Co	Merrill Lynch		5,338	Western Digital Corp	Barclays Bank	13,879
(24,205)	Waterstone Financial Inc	Bank of America	6,550	7,748	Wells Fargo & Co	Barclays Bank	(18,186)	(4,148)	Western Digital Corp	Barclays Bank	(10,785)
(12,915)	Waterstone Financial Inc	Merrill Lynch		7,448	Wells Fargo & Co	Barclays Bank	15,573	(4,591)	Western Digital Corp	HSBC	(15,655)
(6,388)	Waterstone Financial Inc	Barclays Bank	7,743	(21,975)	Wells Fargo & Co	Goldman Sachs	(79,550)	(26,386)	Western New England Bancorp Inc	Bank of America	(8,180)
3,186	Watsco Inc	Goldman Sachs	7,402	14,960	Wells Fargo & Co	Goldman Sachs	51,864				
2,581	Watsco Inc	HSBC	23,097	4,915	Wells Fargo & Co	HSBC	18,325	(5,658)	Western New England Bancorp Inc	Merrill Lynch	
6,733	Watsco Inc	Morgan Stanley	406	(2,826)	Welltower Inc (REIT)	Bank of America	(1,159)				
4,449	Watsco Inc	Bank of America	(2,984)	(16,596)	Welltower Inc (REIT)	Merrill Lynch		(3,080)	Western New England Bancorp Inc	Barclays Bank	(955)
729	Watsco Inc	Merrill Lynch		(18,988)	Welltower Inc (REIT)	Barclays Bank	(25,643)				
1,403	Watts Water Technologies Inc 'A'	Barclays Bank	11,847	(18,988)	Welltower Inc (REIT)	Goldman Sachs	(7,940)	113,444	Western Union Co	Barclays Bank	53,318
8,872	Watts Water Technologies Inc 'A'	Goldman Sachs	(9,140)	(22,216)	Welltower Inc (REIT)	HSBC	(48,875)	37,117	Western Union Co	Goldman Sachs	29,694
5,409	Watts Water Technologies Inc 'A'	HSBC	(6,458)	(901)	Welltower Inc (REIT)	Morgan Stanley	(1,397)	18,978	Western Union Co	HSBC	13,095
1,426	Watts Water Technologies Inc 'A'	Morgan Stanley	(6,194)	136,629	Wendy's Co	Barclays Bank	255,496	(21,590)	Westinghouse Air Brake Technologies Corp	Barclays Bank	(148,594)
371	Watts Water Technologies Inc 'A'	Bank of America	(19,658)	22,898	Wendy's Co	Goldman Sachs	25,131				
		Merrill Lynch		93,875	Wendy's Co	HSBC	100,181	(9,916)	Westinghouse Air Brake Technologies Corp	Goldman Sachs	(83,576)
		Barclays Bank	11,847	35,982	Wendy's Co	Morgan Stanley	67,286	(14,083)	Westinghouse Air Brake Technologies Corp	Morgan Stanley	(92,270)
		Goldman Sachs	(41,542)	57,943	Werner Enterprises Inc	Barclays Bank	15,645				
		HSBC	(10,677)	5,456	Werner Enterprises Inc	Goldman Sachs	(2,073)	6,762	Westlake Corp	Bank of America	10,280
		Morgan Stanley	3,346	9,478	Werner Enterprises Inc	HSBC	(25,591)				
		Bank of America	1,038	1,602	WesBanco Inc	Bank of America	3,588	5,532	Westlake Corp	Barclays Bank	46,391
		Merrill Lynch		42,243	WesBanco Inc	Merrill Lynch		13,447	Westlake Corp	Goldman Sachs	32,542
		Barclays Bank	41,081	68,860	WesBanco Inc	Barclays Bank	48,579	7,362	Westlake Corp	HSBC	26,215
		Goldman Sachs	3,203	25,068	WesBanco Inc	Goldman Sachs	153,089	783	Westlake Corp	Morgan Stanley	6,593
		HSBC	111	2,005	WesBanco Inc	HSBC	29,145	681	Westrock Co	Bank of America	2,119
		Merrill Lynch		286	WESCO International Inc	Morgan Stanley	2,306				
		Barclays Bank	150,919		WESCO International Inc	Bank of America	509	54,968	Westrock Co	Merrill Lynch	
		Goldman Sachs	14,393	(678)	WESCO International Inc	Merrill Lynch		19,526	Westrock Co	Barclays Bank	150,919
		HSBC	22,984		WESCO International Inc	Bank of America	1,759	8,236	Westrock Co	Goldman Sachs	14,393
					WESCO International Inc	Merrill Lynch				HSBC	22,984

ブラックロック・ストラテジック・ファンズ ブラックロック・アメリカズ・ダイバーシファイド・エクイティ・アブソルート・リターン・ファンド

保有高	銘柄	取引相手	未実現評価増益/(損) (米ドル)	保有高	銘柄	取引相手	未実現評価増益/(損) (米ドル)	保有高	銘柄	取引相手	未実現評価増益/(損) (米ドル)
3,915	Westrock Co	Morgan Stanley	13,236	(17,082)	Williams Cos Inc	HSBC	(51,540)	(3,882)	Wolverine World Wide Inc	Morgan Stanley	(4,193)
2,444	Westwood Holdings Group Inc	Goldman Sachs	(147)	15,758	Williams Cos Inc	Morgan Stanley	25,213	(711)	Woodward Inc	Bank of America	(2,570)
(9,072)	WeWork Inc 'A'	Barclays Bank	(3,266)	1,086	Williams-Sonoma Inc	Bank of America	6,803	(31,164)	Woodward Inc	Barclays Bank	(101,595)
(25,716)	WeWork Inc 'A'	Morgan Stanley	(9,258)	795	Williams-Sonoma Inc	Barclays Bank	14,747	(11,481)	Woodward Inc	Goldman Sachs	(20,056)
(312)	WEX Inc	Bank of America	(3,129)	447	Williams-Sonoma Inc	Goldman Sachs	1,243	(8,719)	Woodward Inc	HSBC	(18,543)
(1,235)	WEX Inc	Merrill Lynch		(344)	Williams-Sonoma Inc	Goldman Sachs	(956)	(1,168)	Woodward Inc	Morgan Stanley	(3,808)
(2,147)	WEX Inc	Goldman Sachs	(11,555)	4,230	Williams-Sonoma Inc	HSBC	26,063	2,184	Workday Inc 'A'	Bank of America	(45,493)
(750)	WEX Inc	HSBC	(20,923)	(1,234)	Williams-Sonoma Inc	HSBC	(3,196)		Workday Inc 'A'	Merrill Lynch	
(3,097)	Weyco Group Inc	Morgan Stanley	(6,113)	1,593	Williams-Sonoma Inc	Morgan Stanley	29,550	4,482	Workday Inc 'A'	Barclays Bank	(47,330)
(5,501)	Weyco Group Inc	Bank of America	1,146	(2,598)	Willis Lease Finance Corp	Bank of America	(15,874)	2,201	Workday Inc 'A'	Goldman Sachs	(54,610)
(9,204)	Weyco Group Inc	Merrill Lynch		(2,791)	Willis Lease Finance Corp	Merrill Lynch		11,222	Workday Inc 'A'	HSBC	(235,438)
(37,948)	Weyerhaeuser Co(REIT)	Barclays Bank	(9,242)	(1,905)	Willis Lease Finance Corp	Barclays Bank	(14,764)	11,373	Workday Inc 'A'	Morgan Stanley	(120,099)
(63,610)	Weyerhaeuser Co(REIT)	Goldman Sachs	(55,404)	(2,548)	Willis Lease Finance Corp	Goldman Sachs	(11,640)	(76,057)	Workhorse Group Inc	Barclays Bank	(14,451)
55,604	Whelms Up Experience Inc	Goldman Sachs	(96,011)	2,932	Willis Towers Watson Plc	Bank of America	(15,339)	(1,116)	Workiva Inc	Bank of America	(3,638)
(298)	Whirlpool Corp	Barclays Bank	1,668	(530)	Willis Towers Watson Plc	Merrill Lynch		11,089	Workiva Inc	Barclays Bank	15,636
8,968	Whirlpool Corp	Bank of America	(2,097)	5,869	Willis Towers Watson Plc	Bank of America	(5,639)	(3,648)	Workiva Inc	Barclays Bank	(5,144)
(3,821)	Whirlpool Corp	Merrill Lynch		(525)	Willis Towers Watson Plc	Merrill Lynch		(3,144)	Workiva Inc	Goldman Sachs	(10,223)
9,013	Whirlpool Corp	Barclays Bank	63,493	335	Willis Towers Watson Plc	Barclays Bank	(4,321)	(5,675)	Workiva Inc	HSBC	(13,593)
(910)	Whirlpool Corp	Goldman Sachs	(27,053)	(1,701)	Willis Towers Watson Plc	Goldman Sachs	(2,683)	(988)	Workiva Inc	Morgan Stanley	(1,393)
(949)	Whirlpool Corp	Barclays Bank	270	1,374	Willis Towers Watson Plc	Goldman Sachs	(11,022)	(3,127)	World Acceptance Corp	Barclays Bank	(40,682)
(265)	White Mountains Insurance Group Ltd	Goldman Sachs	(1,348)	(565)	Willis Towers Watson Plc	HSBC	11,204	(237)	World Acceptance Corp	Goldman Sachs	(377)
(678)	White Mountains Insurance Group Ltd	Morgan Stanley	(12,614)	679	Willis Towers Watson Plc	HSBC	2,537	(529)	World Acceptance Corp	HSBC	3,817
(721)	White Mountains Insurance Group Ltd	Bank of America	(23,781)	(988)	Willis Towers Watson Plc	HSBC	(2,537)	9,847	World Fuel Services Corp	Barclays Bank	2,757
(283)	White Mountains Insurance Group Ltd	Merrill Lynch		(81,570)	WillScot Mobile	Morgan Stanley	5,588	19,897	World Fuel Services Corp	Goldman Sachs	14,724
(1,479)	White Mountains Insurance Group Ltd	Barclays Bank	(51,202)	(26,889)	WillScot Mobile	Morgan Stanley	(8,131)	7,491	World Fuel Services Corp	HSBC	14,083
(9,137)	Whitestone(REIT)	Goldman Sachs	(64,703)	(52,860)	WillScot Mobile	Barclays Bank	(116,645)	(575)	World Wrestling Entertainment Inc 'A'	Bank of America	(4,704)
(23,317)	Whitestone(REIT)	HSBC	(34,367)	(26,889)	WillScot Mobile	Goldman Sachs	(46,787)	1,509	World Wrestling Entertainment Inc 'A'	Merrill Lynch	12,344
(48,723)	Whitestone(REIT)	HSBC	(34,367)	(52,860)	WillScot Mobile	HSBC	(218,312)	(3,674)	World Wrestling Entertainment Inc 'A'	Barclays Bank	(16,680)
(48,878)	Whitestone(REIT)	HSBC	(34,367)	3,358	Wingstop Inc	Bank of America	(9,974)	1,246	World Wrestling Entertainment Inc 'A'	Barclays Bank	5,657
(7,212)	Whitestone(REIT)	Morgan Stanley	(111,695)	8,345	Wingstop Inc	Merrill Lynch		(3,933)	World Wrestling Entertainment Inc 'A'	Goldman Sachs	(32,172)
(4,462)	Whiting Petroleum Corp	Bank of America	(2,118)	7,088	Wingstop Inc	Barclays Bank	40,754	2,420	World Wrestling Entertainment Inc 'A'	Goldman Sachs	19,796
(8,875)	Whiting Petroleum Corp	Merrill Lynch		7,925	Wingstop Inc	Goldman Sachs	(21,051)	2,420	World Wrestling Entertainment Inc 'A'	Goldman Sachs	19,796
9,643	Whole Earth Brands Inc	Barclays Bank	(10,493)	327	Wingstop Inc	HSBC	(32,810)	(15,384)	World Wrestling Entertainment Inc 'A'	HSBC	(164,763)
2,882	Whole Earth Brands Inc	Goldman Sachs	(3,245)	(389)	Winmark Corp	Morgan Stanley	1,625	2,724	World Wrestling Entertainment Inc 'A'	HSBC	17,257
10,228	Whole Earth Brands Inc	Barclays Bank	(45,423)	(4,226)	Winmark Corp	Barclays Bank	(21,320)	(3,866)	World Wrestling Entertainment Inc 'A'	HSBC	17,257
19,370	Whole Earth Brands Inc	Goldman Sachs	(133,036)	(1,863)	Winmark Corp	Goldman Sachs	18,062	(18,888)	World Wrestling Entertainment Inc 'A'	Bank of America	(7,171)
39,422	Whole Earth Brands Inc	Merrill Lynch		(1,285)	Winmark Corp	HSBC	25,539	(6,655)	World Wrestling Entertainment Inc 'A'	Merrill Lynch	12,344
5,248	WideOpenWest Inc	Barclays Bank	461	13,504	Winnebago Industries Inc	Barclays Bank	36,056	(7,703)	World Wrestling Entertainment Inc 'A'	Barclays Bank	(16,680)
14,412	WideOpenWest Inc	Goldman Sachs	2,886	6,027	Winnebago Industries Inc	HSBC	(57,377)	(2,093)	World Wrestling Entertainment Inc 'A'	Goldman Sachs	(4,981)
5,685	WideOpenWest Inc	HSBC	10,653	5,980	Wintrust Financial Corp	Bank of America	21,485	(786)	World Wrestling Entertainment Inc 'A'	HSBC	817
(1,650)	Willdan Group Inc	Morgan Stanley	6,308	22,541	Wintrust Financial Corp	Merrill Lynch		(859)	World Wrestling Entertainment Inc 'A'	Bank of America	2,062
(8,474)	Willdan Group Inc	Bank of America	(1,040)	20,517	Wintrust Financial Corp	Barclays Bank	64,242	(32,716)	World Wrestling Entertainment Inc 'A'	Bank of America	(95,911)
(655)	Willdan Group Inc	Merrill Lynch		20,517	Wintrust Financial Corp	Goldman Sachs	77,349	(43,124)	World Wrestling Entertainment Inc 'A'	Merrill Lynch	
(1,757)	Willdan Group Inc	Barclays Bank	461	19,241	Wintrust Financial Corp	HSBC	36,565	(21,348)	World Wrestling Entertainment Inc 'A'	Barclays Bank	(122,902)
(4,045)	Willdan Group Inc	Goldman Sachs	4,612	11,526	Wintrust Financial Corp	Morgan Stanley	32,849	(6,655)	World Wrestling Entertainment Inc 'A'	Goldman Sachs	(65,689)
(8,780)	Williams Cos Inc	Barclays Bank	108,102	49,949	WisdomTree Investments Inc	HSBC	29,720	(7,073)	World Wrestling Entertainment Inc 'A'	HSBC	(258,422)
67,564	Williams Cos Inc	HSBC	10,653	1,310	Wix.com Ltd	Bank of America	(3,031)	(6,191)	World Wrestling Entertainment Inc 'A'	Morgan Stanley	(17,892)
(11,829)	Williams Cos Inc	Barclays Bank	(18,926)	2,026	Wix.com Ltd	Merrill Lynch		(9,715)	World Wrestling Entertainment Inc 'A'	Bank of America	(29,259)
19,979	Williams Cos Inc	Goldman Sachs	43,554	4,241	Wix.com Ltd	Barclays Bank	(5,409)	(32,716)	World Wrestling Entertainment Inc 'A'	Merrill Lynch	
(12,983)	Williams Cos Inc	HSBC	(28,303)	2,722	Wix.com Ltd	Goldman Sachs	(5,775)	(4,494)	World Wrestling Entertainment Inc 'A'	Barclays Bank	(6,515)
				1,178	Wix.com Ltd	HSBC	41,919	(5,494)	World Wrestling Entertainment Inc 'A'	Goldman Sachs	(23,734)
				(11,550)	Wolfsped Inc	HSBC	41,919	(5,013)	World Wrestling Entertainment Inc 'A'	HSBC	(13,468)
				(8,473)	Wolfsped Inc	HSBC	41,919	(2,738)	World Wrestling Entertainment Inc 'A'	Morgan Stanley	(2,130)
				(39,554)	Wolverine World Wide Inc	Barclays Bank	(40,348)				
				(9,163)	Wolverine World Wide Inc	Goldman Sachs	(9,346)				
				(8,703)	Wolverine World Wide Inc	HSBC	(14,999)				

ブラックロック・ストラテジック・ファンズ ブラックロック・アメリカズ・ダイバーシファイド・エクイティ・アブソルート・リターン・ファンド

保有高	銘柄	取引相手	未実現評価増益/(損) (米ドル)	保有高	銘柄	取引相手	未実現評価増益/(損) (米ドル)	保有高	銘柄	取引相手	未実現評価増益/(損) (米ドル)
1,117	WW Grainger Inc	Bank of America Merrill Lynch	10,645	12,628	Xeris Biopharma Holdings Inc	Morgan Stanley	1,137	21,894	Yelp Inc	HSBC	11,402
423	WW Grainger Inc	Barclays Bank	6,933	13,193	Xerox Holdings Corp	Bank of America Merrill Lynch	10,818	10,313	Yelp Inc	Morgan Stanley	13,923
5,707	WW Grainger Inc	Goldman Sachs	54,388	(7,181)	Xerox Holdings Corp	Bank of America Merrill Lynch	(5,888)	(8,143)	YETI Holdings Inc	Bank of America Merrill Lynch	13,517
6,389	WW Grainger Inc	HSBC	43,531	8,856	Xerox Holdings Corp	Barclays Bank	7,793	339	YETI Holdings Inc	Bank of America Merrill Lynch	(563)
1,232	WW Grainger Inc	Morgan Stanley	20,192	(13,635)	Xerox Holdings Corp	Barclays Bank	(11,999)	(5,122)	YETI Holdings Inc	Barclays Bank	(7,683)
15,682	WW International Inc	Bank of America Merrill Lynch	2,208	21,994	Xerox Holdings Corp	Goldman Sachs	18,035	(3,701)	YETI Holdings Inc	Goldman Sachs	4,457
25,567	WW International Inc	Barclays Bank	13,518	32,227	Xerox Holdings Corp	HSBC	35,450	7,713	YETI Holdings Inc	Goldman Sachs	(12,804)
13,757	WW International Inc	Goldman Sachs	(4,815)	(28,876)	Xerox Holdings Corp	HSBC	(31,764)	(6,240)	YETI Holdings Inc	HSBC	(1,647)
8,389	WW International Inc	HSBC	(5,511)	26,941	Xerox Holdings Corp	Morgan Stanley	23,708	2,243	YETI Holdings Inc	HSBC	243
15,250	WW International Inc	Morgan Stanley	9,284	(61,797)	XL Fleet Corp	Bank of America Merrill Lynch	1,854	1,064	YETI Holdings Inc	Morgan Stanley	1,596
9,578	Wyndham Hotels & Resorts Inc	Barclays Bank	50,093	(20,901)	XL Fleet Corp	Goldman Sachs	627	7,525	Yext Inc	Bank of America Merrill Lynch	323
(2,356)	Wyndham Hotels & Resorts Inc	Barclays Bank	(12,322)	(20,536)	XOMA Corp	Barclays Bank	(24,232)	98,322	Yext Inc	Barclays Bank	7,762
20,855	Wyndham Hotels & Resorts Inc	Goldman Sachs	84,046	(2,931)	XOMA Corp	Morgan Stanley	(3,459)	38,288	Yext Inc	Goldman Sachs	(766)
(1,624)	Wyndham Hotels & Resorts Inc	Goldman Sachs	(3,692)	(2,074)	Xometry Inc 'A'	Goldman Sachs	(8,275)	15,066	Yext Inc	HSBC	(3,013)
(4,746)	Wyndham Hotels & Resorts Inc	HSBC	(22,888)	(7,287)	Xometry Inc 'A'	HSBC	(18,430)	(8,988)	Y-mAbs Therapeutics Inc	Barclays Bank	(13,931)
24,024	Wyndham Hotels & Resorts Inc	Morgan Stanley	125,646	(938)	Xometry Inc 'A'	Morgan Stanley	(2,908)	(20,498)	York Water Co	Barclays Bank	4,510
(2,700)	Wyndham Hotels & Resorts Inc	Morgan Stanley	(14,121)	43,210	Xos Inc	Goldman Sachs	19,444	(8,360)	York Water Co	Goldman Sachs	(3,177)
(664)	Wynn Resorts Ltd	Bank of America Merrill Lynch	(4,992)	(4,678)	XPEL Inc	Bank of America Merrill Lynch	(16,233)	(14,747)	Yum China Holdings Inc	Barclays Bank	(61,495)
6,813	Wynn Resorts Ltd	Barclays Bank	25,004	(4,325)	XPEL Inc	Barclays Bank	(3,806)	2,374	Yum China Holdings Inc	Barclays Bank	9,900
(5,338)	Wynn Resorts Ltd	Barclays Bank	(20,324)	(1,247)	XPEL Inc	Goldman Sachs	(4,327)	1,865	Yum China Holdings Inc	Goldman Sachs	11,690
4,995	X4 Pharmaceuticals Inc	Bank of America Merrill Lynch	—	(3,859)	XPEL Inc	HSBC	(30,911)	5,301	Yum China Holdings Inc	HSBC	39,877
7,804	X4 Pharmaceuticals Inc	Barclays Bank	(624)	2,770	XPO Logistics Inc	Bank of America Merrill Lynch	4,210	(17,625)	Yum! Brands Inc	Morgan Stanley	(73,496)
9,905	X4 Pharmaceuticals Inc	Goldman Sachs	—	12,685	XPO Logistics Inc	Barclays Bank	38,309	3,604	Yum! Brands Inc	Bank of America Merrill Lynch	27,030
3,287	X4 Pharmaceuticals Inc	HSBC	625	(10,041)	XPO Logistics Inc	Goldman Sachs	(15,262)	6,186	Yum! Brands Inc	Barclays Bank	36,250
5,257	X4 Pharmaceuticals Inc	Morgan Stanley	(421)	3,752	XPO Logistics Inc	Goldman Sachs	3,607	21,002	Yum! Brands Inc	Goldman Sachs	157,515
(21,459)	XBiotech Inc	Barclays Bank	4,936	(4,515)	XPO Logistics Inc	HSBC	(7,043)	18,415	Yum! Brands Inc	HSBC	176,416
(1,759)	XBiotech Inc	HSBC	1,390	7,668	XPO Logistics Inc	HSBC	11,962	7,813	Yum! Brands Inc	Morgan Stanley	45,784
2,767	Xcel Energy Inc	Bank of America Merrill Lynch	775	6,054	XPO Logistics Inc	Morgan Stanley	20,404	(25,209)	ZAGG Inc*	Bank of America Merrill Lynch	(2,244)
9,005	Xcel Energy Inc	Barclays Bank	2,161	(1,613)	Xponential Fitness Inc 'A'	Bank of America Merrill Lynch	(5,758)	(18,879)	ZAGG Inc*	Goldman Sachs	—
(33,969)	Xcel Energy Inc	Barclays Bank	(8,153)	(6,847)	Xponential Fitness Inc 'A'	HSBC	(15,200)	(10,414)	ZAGG Inc*	HSBC	(937)
19,323	Xcel Energy Inc	Goldman Sachs	2,817	(2,842)	XRAY-TWOLF HoldCo Corp	Bank of America Merrill Lynch	(682)	339	Zebra Technologies Corp 'A'	Bank of America Merrill Lynch	1,481
(14,429)	Xcel Energy Inc	Goldman Sachs	(4,040)	(34,773)	XRAY-TWOLF HoldCo Corp	Barclays Bank	5,564	301	Zebra Technologies Corp 'A'	Zebra Technologies	295
449	Xcel Energy Inc	HSBC	656	(18,513)	XRAY-TWOLF HoldCo Corp	Goldman Sachs	(4,443)	(751)	Zebra Technologies Corp 'A'	Barclays Bank	(736)
10,811	Xcel Energy Inc	Morgan Stanley	2,595	(28,006)	XRAY-TWOLF HoldCo Corp	HSBC	(22,405)	3,350	Zebra Technologies Corp 'A'	Goldman Sachs	21,373
(9,234)	Xcel Energy Inc	Morgan Stanley	(2,216)	(17,734)	XRAY-TWOLF HoldCo Corp	Morgan Stanley	2,837	(146)	Zebra Technologies Corp 'A'	Goldman Sachs	(931)
(2,106)	Xencor Inc	Bank of America Merrill Lynch	3,201	1,046	Xylem Inc	Bank of America Merrill Lynch	2,234	76	Zebra Technologies Corp 'A'	HSBC	194
(7,671)	Xencor Inc	Barclays Bank	4,986	(1,984)	Xylem Inc	Bank of America Merrill Lynch	(4,682)	105	Zebra Technologies Corp 'A'	Morgan Stanley	103
(6,369)	Xencor Inc	Goldman Sachs	9,681	10,246	Xylem Inc	Barclays Bank	29,679	(437)	Zebra Technologies Corp 'A'	Morgan Stanley	(428)
(6,684)	Xencor Inc	HSBC	17,044	(3,158)	Xylem Inc	Barclays Bank	(9,285)	1,194	Zendesk Inc	Bank of America Merrill Lynch	7,176
(8,767)	Xencor Inc	Morgan Stanley	5,699	11,743	Xylem Inc	Goldman Sachs	32,187	(1,399)	Zendesk Inc	Goldman Sachs	5,596
(44,394)	Xenia Hotels & Resorts Inc (REIT)	Barclays Bank	(30,632)	(18,105)	Xylem Inc	Goldman Sachs	(46,123)	536	Zendesk Inc	Goldman Sachs	(1,791)
(84,321)	Xenia Hotels & Resorts Inc (REIT)	Goldman Sachs	25,296	2,425	Xylem Inc	HSBC	402	(3,731)	Zendesk Inc	HSBC	16,789
(20,734)	Xenia Hotels & Resorts Inc (REIT)	HSBC	(14,928)	(499)	Xylem Inc	HSBC	752	2,275	Zendesk Inc	Morgan Stanley	(5,665)
21,788	Xeris Biopharma Holdings Inc	Barclays Bank	1,961	5,770	Xylem Inc	Morgan Stanley	14,004	(333)	Zentis	Bank of America Merrill Lynch	200
4,938	Xeris Biopharma Holdings Inc	Goldman Sachs	247	(5,546)	Xylem Inc	Morgan Stanley	(17,017)	Pharmaceuticals LLC	Zentis	Pharmaceuticals LLC	703
10,871	Xeris Biopharma Holdings Inc	HSBC	4,566	(36,934)	Yellow Corp	Barclays Bank	(3,693)	(4,330)	Pharmaceuticals LLC	Barclays Bank	(10,349)
				(4,795)	Yellow Corp	Goldman Sachs	(1,247)	(1,171)	Pharmaceuticals LLC	Goldman Sachs	703
				1,896	Yelp Inc	Bank of America Merrill Lynch	797	(3,636)	Pharmaceuticals LLC	HSBC	(15,962)
				13,815	Yelp Inc	Barclays Bank	19,656				
				24,881	Yelp Inc	Goldman Sachs	13,187				

ブラックロック・ストラテジック・ファンズ ブラックロック・アメリカズ・ダイバーシファイド・エクイティ・アブソルート・リターン・ファンド

保有高	銘柄	取引相手	未実現損益/額 (米ドル)	保有高	銘柄	取引相手	未実現損益/額 (米ドル)	保有高	銘柄	取引相手	未実現損益/額 (米ドル)
(1,328)	Zentalis Pharmaceuticals LLC	Morgan Stanley	(3,174)	2,112	Zimvie Inc	Barclays Bank	(3,696)	(3,316)	Zumiez Inc	Bank of America	5,339
(11,396)	Zeta Global Holdings Corp 'A'	Bank of America	(456)	15,035	Zimvie Inc	Goldman Sachs	(21,650)			Merrill Lynch	
(12,216)	Zeta Global Holdings Corp 'A'	Merrill Lynch	—	6,207	Zimvie Inc	HSBC	12,787	(12,830)	Zumiez Inc	Barclays Bank	(17,932)
(2,017)	Zeta Global Holdings Corp 'A'	Barclays Bank	—	1,027	Zimvie Inc	Morgan Stanley	(1,797)	(2,215)	Zumiez Inc	Goldman Sachs	3,566
4,443	Zevia PBC 'A'	Goldman Sachs	355	23,303	Zions Bancorp NA	Barclays Bank	44,275	(7,605)	Zumiez Inc	HSBC	14,069
5,210	Zevia PBC 'A'	Barclays Bank	104	10,116	Zions Bancorp NA	Goldman Sachs	33,079	15,917	Zuora Inc 'A'	Bank of America	478
8,919	Zevia PBC 'A'	Goldman Sachs	(3,835)	34,169	Zions Bancorp NA	Morgan Stanley	64,921			Merrill Lynch	
1,867	Zevia PBC 'A'	HSBC	149	6,245	Zoetis Inc	Barclays Bank	43,591	30,793	Zuora Inc 'A'	Barclays Bank	9,546
15,590	Ziff Davis Inc	Morgan Stanley	(21,395)	30,458	Zoetis Inc	Goldman Sachs	136,452	15,746	Zuora Inc 'A'	Goldman Sachs	185
5,275	Ziff Davis Inc	Barclays Bank	(12,871)	9,377	Zoetis Inc	HSBC	72,545	30,585	Zuora Inc 'A'	HSBC	10,300
7,700	Ziff Davis Inc	Goldman Sachs	(20,271)	9,639	Zoetis Inc	Morgan Stanley	67,281	11,056	Zum Water Solutions Corp	Bank of America	17,503
1,589	Ziff Davis Inc	HSBC	(2,368)	(5,232)	Zoom Video Communications Inc 'A'	Bank of America	(99,617)			Merrill Lynch	
1,652	Zillow Group Inc 'C'	Morgan Stanley	1,123			Communications Inc 'A'	Merrill Lynch	(32,185)	Zum Water Solutions Corp	Barclays Bank	(58,577)
(2,802)	Zillow Group Inc 'C'	Bank of America	(7,610)	(1,774)	Zoom Video Communications Inc 'A'	Barclays Bank	(33,050)	2,102	Zum Water Solutions Corp	Barclays Bank	3,826
482	Zillow Group Inc 'C'	Merrill Lynch	(578)	(9,136)	ZoomInfo Technologies Inc	Bank of America	18,363	(42,081)	Zum Water Solutions Corp	Goldman Sachs	(47,130)
2,415	Zillow Group Inc 'C'	Barclays Bank	(578)	(6,377)	ZoomInfo Technologies Inc	Merrill Lynch	(11,989)	11,781	Zum Water Solutions Corp	Goldman Sachs	13,910
(1,507)	Zillow Group Inc 'C'	Goldman Sachs	5,416	(7,913)	ZoomInfo Technologies Inc	Barclays Bank	(11,989)	8,279	Zum Water Solutions Corp	HSBC	7,678
1,202	Zillow Group Inc 'C'	Barclays Bank	(578)	(15,697)	ZoomInfo Technologies Inc	Goldman Sachs	15,905	4,497	Zum Water Solutions Corp	Morgan Stanley	5,950
(2,280)	Zillow Group Inc 'C'	Goldman Sachs	2,792	(5,334)	ZoomInfo Technologies Inc	HSBC	10,181	(10,702)	Zymergen Inc	HSBC	1,017
(2,708)	Zillow Group Inc 'C'	HSBC	(10,835)	(17,339)	Zovio Inc	Barclays Bank	(607)	(10,617)	Zynerba Pharmaceuticals Inc	Barclays Bank	319
(8,407)	Zimmer Biomet Holdings Inc	Morgan Stanley	3,250	(26,573)	Zovio Inc	Morgan Stanley	(930)	(2,515)	Zynerba Pharmaceuticals Inc	Goldman Sachs	(101)
(24,619)	Zimmer Biomet Holdings Inc	Bank of America	(36,150)	411	Zscaler Inc	Bank of America	11,623	(11,987)	Zynerba Pharmaceuticals Inc	HSBC	2,038
(10,664)	Zimmer Biomet Holdings Inc	Merrill Lynch	34,713	2,368	Zscaler Inc	Merrill Lynch		5,183	Zynex Inc	Barclays Bank	(933)
(1,421)	Zimmer Biomet Holdings Inc	Barclays Bank	34,713	(577)	Zscaler Inc	Barclays Bank	44,542	19,030	Zynex Inc	Goldman Sachs	7,993
4,414	Zimvie Inc	Goldman Sachs	(45,855)	708	Zscaler Inc	Goldman Sachs	13,112	9,961	Zynex Inc	HSBC	11,256
		HSBC	(6,281)	(3,380)	Zscaler Inc	Goldman Sachs	(60,896)	7,038	Zynex Inc	Morgan Stanley	(1,267)
		Barclays Bank	34,713	1,026	Zscaler Inc	HSBC	3,627				(1,976,959)
		Bank of America	(6,356)	63	Zscaler Inc	Morgan Stanley	1,185				(1,977,283)
		Merrill Lynch									

合計(基礎となるエクスポージャー総額 - 5,937,221,734米ドル)

* 公正価値調整の対象である有価証券。

π 0.5ユーロ金額は端数切捨てにより0と表示されている。

未決済先渡為替予約(2022年5月31日現在)

通貨	買予約	通貨	売予約	取引相手	期日	未実現純評価益／(損) (米ドル)
デリバティブ金融商品						
未決済先渡為替予約						
ヘッジを使用したスイス・フラン建投資証券クラス						
CHF	236,618	USD	241,053	State Street Bank & Trust Company	15/6/2022	5,715
USD	20,445	CHF	20,124	State Street Bank & Trust Company	15/6/2022	(543)
						5,172
ヘッジを使用したユーロ建投資証券クラス						
EUR	307,667,334	USD	326,210,457	State Street Bank & Trust Company	15/6/2022	3,577,258
USD	28,812,926	EUR	27,275,372	State Street Bank & Trust Company	15/6/2022	(423,466)
						3,153,792
ヘッジを使用した英ポンド建投資証券クラス						
GBP	16,905	USD	20,918	State Street Bank & Trust Company	15/6/2022	363
USD	1,717	GBP	1,390	State Street Bank & Trust Company	15/6/2022	(32)
						331
ヘッジを使用した日本円建投資証券クラス						
JPY	36,665,238,966	USD	281,968,148	State Street Bank & Trust Company	15/6/2022	2,905,089
USD	7,526,329	JPY	965,984,322	State Street Bank & Trust Company	15/6/2022	21,044
						2,926,133
ヘッジを使用したスウェーデン・クローネ建投資証券クラス						
SEK	786,962,452	USD	79,604,932	State Street Bank & Trust Company	15/6/2022	553,052
USD	6,663,972	SEK	66,225,904	State Street Bank & Trust Company	15/6/2022	(81,628)
						471,424
合計(基礎となるエクスポージャー総額－738,597,000米ドル)						6,556,852

ピクテTRーアトラスHI-JPYクラス(円建て円ヘッジ)

2022年12月31日決算

●当ファンドの仕組みは次の通りです。

形 態	外国籍投資法人
主 要 投 資 対 象	世界各国の株式(DR(預託証券)を含みます。)を実質的な主要投資対象とします。
運 用 方 針	ファンドは世界各国の金融商品取引所に上場している企業の株式(DR(預託証券)を含みます。)へのロング・ショート戦略での投資によって長期的な絶対リターンを追求し、信託財産の成長を目指して運用を行ないます。
管 理 会 社	ピクテ・アセット・マネジメント(ヨーロッパ)エス・エイ
投 資 顧 問 会 社	ピクテ・アセット・マネジメント・エス・エイ ピクテ・アセット・マネジメント・リミテッド
受 託 会 社	BNP パリバ・エス・エイ ルクセンブルグ支店
保 管 受 託 銀 行 管 理 事 務 代 行 会 社	BNP パリバ・エス・エイ ルクセンブルグ支店

*作成時点において、入手可能な直前計算期間の年次報告書をもとに作成いたしております。

運用計算書および純資産変動計算書

(2022年12月31日に終了する計測期間)

(ユーロ)

期首純資産	3,246,177,191.41
収益	
配当(純額)	14,808,699.78
債券に係る利息(純額)	0.00
スワップ契約に係る利息	0.00
クレジット・デフォルト・スワップ契約に係る利息	0.00
証券貸付に係る利息	10,185.97
銀行利息	1,588,715.12
その他収益	8,862.37
	16,416,463.24
費用	
運用報酬	39,299,619.69
成功報酬	934.37
預託費用、銀行手数料および利息	4,049,384.74
専門家報酬、監査報酬およびその他費用	447,854.42
サービス料	9,174,209.60
税金の支払	1,293,344.18
取引費用	4,541,826.86
スワップ契約に係る支払利息	0.00
差金決済取引に係る支払配当金	9,366,609.50
クレジット・デフォルト・スワップ契約に係るプレミアム	0.00
	68,173,783.36
純投資損失	(51,757,320.12)
当期実現純損益	
投資有価証券売却	(121,035,875.64)
外国為替	11,242,200.14
オプション契約	10,415,351.32
外国為替先渡契約	(22,751,794.23)
先渡契約	51,270,388.71
クレジット・デフォルト・スワップ契約	0.00
金利スワップ契約	0.00
トータル・リターン・スワップ契約	0.00
当期実現純損益	(122,617,049.82)
純未実現評価損益の変動額	
投資有価証券	(56,675,273.46)
オプション契約	910,829.07
外国為替先渡契約	25,141,350.34
先渡契約	(16,255,970.55)
クレジット・デフォルト・スワップ契約	0.00
金利スワップ契約	0.00
トータル・リターン・スワップ契約	0.00
運用による純資産の増加/減少額	(169,496,114.42)
受益証券申込代金	839,772,853.69
受益証券買戻費用	(1,105,240,450.11)
期末純資産	2,811,213,480.57

投資有価証券およびその他純資産明細表

(2022年12月31日現在)

(ユーロ表示)

銘柄	通貨	数量	市場価値	純資産比率 (%)
I. 公式な証券市場に上場されたまたは他の規制市場で取引される 譲渡可能な有価証券				
株式				
ケイマン諸島				
ALIBABA GROUP HOLDING	HKD	1,638,700.00	16,967,637.47	0.60
ANTA SPORTS PRODUCTS	HKD	168,200.00	2,065,686.66	0.07
JD.COM 'A' -S-	HKD	49,050.00	1,296,639.20	0.05
TENCENT HOLDINGS	HKD	638,000.00	25,581,733.16	0.91
			45,911,696.49	1.63
キプロス				
ALIBABA GROUP HOLDING ADR -SPONS.-	USD	281,587.00	23,241,975.95	0.83
			23,241,975.95	0.83
フランス				
AIR LIQUIDE	EUR	83,413.00	11,043,881.20	0.39
BNP PARIBAS 'A'	EUR	262,558.00	13,981,213.50	0.50
PERNOD-RICARD	EUR	146,987.00	27,008,861.25	0.96
SAFRAN	EUR	344,792.00	40,313,080.64	1.44
TOTAL ENERGIES	EUR	353,822.00	20,751,660.30	0.74
			113,098,696.89	4.03
ドイツ				
R.W.E.	EUR	678,001.00	28,198,061.59	1.00
SIEMENS	EUR	107,638.00	13,954,190.32	0.50
			42,152,251.91	1.50
オランダ				
AIRBUS	EUR	320,180.00	35,546,383.60	1.26
ASML HOLDING	EUR	21,381.00	10,771,747.80	0.38
HEINEKEN	EUR	63,535.00	5,583,455.80	0.20
			51,901,587.20	1.84
スウェーデン				
SANDVIK	SEK	1,158,964.00	19,635,243.60	0.70
			19,635,243.60	0.70
スイス				
COMPAGNIE FINANCIERE RICHEMONT	CHF	78,679.00	9,553,508.63	0.34
			9,553,508.63	0.34
米国				
ALPHABET 'A'	USD	212,016.00	17,527,450.63	0.62

銘柄	通貨	数量	市場価値	純資産比率 (%)
AMAZON.COM	USD	67,282.00	5,295,561.49	0.19
DANAHER	USD	28,704.00	7,138,548.31	0.25
MICROSOFT	USD	56,647.00	12,729,054.62	0.45
NIKE 'B'	USD	72,837.00	7,985,624.15	0.28
PPG INDUSTRIES	USD	58,076.00	6,842,329.58	0.24
			57,518,568.78	2.03
合計 I.			363,013,529.45	12.90
II. 投資ファンドの受益証券				
<i>ルクセンブルグ</i>				
PICTET - SHORT-TERM MONEY MARKET EUR Z	EUR	1,866,158.10	258,886,701.80	9.22
			258,886,701.80	9.22
合計 II.			258,886,701.80	9.22
投資有価証券合計			621,900,231.25	22.12
現金預金			701,941,523.73	24.97
銀行預金			1,477,685,039.52	52.56
その他資産(純額)			9,686,686.07	0.35
純資産合計			2,811,213,480.57	100.00

外国為替先渡契約

下記の外国為替先渡契約で通貨ペアが同一の契約は合算されている。最長の満期日のみが表示されている。

2022年12月31日現在、下記の外国為替先渡契約が未決済である。

通貨	買い	通貨	売り	満期日
CHF	107,754,871.54	EUR	109,284,269.06	31/01/2023
EUR	316,201.55	CHF	312,078.12	31/01/2023
EUR	4,451,715.58	USD	4,742,959.69	31/01/2023
GBP	538,333.13	EUR	613,538.18	31/01/2023
JPY	69,134,785,889.00	EUR	475,556,761.08	31/01/2023
USD	402,779,011.70	EUR	376,658,014.34	31/01/2023
USD	19,834,438.88	HKD	155,038,470.00	21/02/2023
USD	13,941,441.96	TWD	422,973,590.00	20/03/2023

2022年12月31日現在、上記契約の未実現純利益は16,302,935.45ユーロで、純資産計算書に含まれている。

先渡契約

差金決済取引(「CFD」)

下記のCFD契約で発行体が同一の契約は合算されている。
2022年12月31日現在、本ファンドは下記のCFDを保有している。

銘柄	数量	通貨	コミットメント (ユーロ)
Airbnb Inc-Class A	(65,947)	USD	(5,283,174.98)
Assa Abloy 'B'	(592,618)	SEK	(11,921,372.86)
AT&T	(138,697)	USD	(2,392,515.13)
Atlas Copco 'A'	(956,437)	SEK	(10,587,657.17)
Boeing	(59,797)	USD	(10,672,973.09)
Bouygues	(216,358)	EUR	(6,066,678.32)
BP	1,291,421	GBP	6,912,322.71
Bunzl	(410,281)	GBP	(12,758,132.20)
Costco Wholesale Corp	(14,079)	USD	(6,022,078.70)
Diageo	(269,821)	GBP	(11,099,990.41)
Essilor International	(74,915)	EUR	(12,675,618.00)
Exxon Mobil	(248,306)	USD	(25,662,358.21)
Ferrari	(36,851)	EUR	(7,377,570.20)
General Mills	(77,287)	USD	(6,072,162.05)
Glencore Finance Europe	886,355	GBP	5,518,427.75
Hexagon 'B'	(1,949,843)	SEK	(19,112,240.01)
Intl Business Machines	(119,720)	USD	(15,804,498.29)
Int'l Consolidated Airline	(6,975,812)	GBP	(9,736,653.22)
Japan Airport Terminal	137,500	JPY	6,376,124.42
Kering	(15,309)	EUR	(7,279,429.50)
Klepierre	(865,795)	EUR	(18,640,566.35)
Linde	(40,821)	EUR	(12,468,774.45)
LVMH Moët Hennessy - Louis Vuitton S.A.	12,289	EUR	8,355,291.10
Omnicom Group	(114,892)	USD	(8,781,204.44)
Randstad Holding	(287,747)	EUR	(16,390,069.12)
Red Electrica Corporacion SA	(483,974)	EUR	(7,869,417.24)
Rexel	(370,979)	EUR	(6,840,852.76)
Ryanair Holdings	1,306,724	EUR	15,955,100.04
Salik Co PJSC	8,998,103	AED	5,693,258.35
Sherwin-Williams	(31,846)	USD	(7,081,762.64)
Sodexo	(64,162)	EUR	(5,741,215.76)
Stoxx 600 Auto Eux	(35,490)	EUR	(18,711,392.70)
Taiwan Semiconductor Manufacturing	945,000	USD	12,920,757.21
Teleperformance	67,753	EUR	15,088,593.10
Toyota Motor	(41,100)	JPY	(529,006.17)
Unibail-Rodamco	(60,294)	EUR	(2,932,097.22)

2022年12月31日現在、上記契約の未実現純損失は1,350,620.65ユーロで、純資産計算書に含まれている。

先物契約

2022年12月31日現在、本ファンドは下記の未決済先物契約を保有している。

	満期日	通貨	コミットメント (ユーロ)
Purchase of 567.00 Euro FX Currency (CME)	13/03/2023	USD	71,416,233.31
Purchase of 264.00 US 10Y Note Future (CBT)	22/03/2023	USD	27,778,285.32
Sale of 81.00 DAX Index	17/03/2023	EUR	(28,325,700.00)
Sale of 652.00 Euro Stoxx 50	17/03/2023	EUR	(24,678,200.00)
Sale of 3,067.00 Euro Stoxx Banks	17/03/2023	EUR	(14,759,937.50)
Sale of 360.00 FTSE TW RCAP PR TWD	30/01/2023	USD	(16,754,462.40)
Sale of 138.00 Hang Seng Index	30/01/2023	HKD	(16,496,515.55)

2022年12月31日現在、上記契約の未実現純利益は640,884.49ユーロで、純資産計算書に含まれている。

オプション契約

2022年12月31日現在、本ファンドは下記の未決済オプション契約を保有している。

銘柄	数量	行使価格	満期日	通貨	コミットメント (ユーロ)	市場価値 (ユーロ)
PUT Euro Stoxx Banky	1,598	95	20/01/2023	EUR	135,830.00	135,830.00
PUT FTSE 100 Index	1,867	7300	20/01/2023	GBP	662,840.24	662,840.24

2022年12月31日現在、上記契約の市場価値は798,670.24ユーロで、純資産計算書の資産の部に含まれている。

ノルデア1 - アルファ15・エムエー・ファンド HBI-JPYクラス(円ヘッジ)

2022年12月31日決算

●当ファンドの仕組みは次の通りです。

形 態	外国籍投資法人
投 資 対 象	世界各国の株式、債券、通貨および関連するデリバティブ
運 用 方 針	株式、債券、通貨および関連するデリバティブなど流動性高い有価証券を投資対象とし、複数の相関が低いロング・ポジションとショート・ポジションを構築することにより、市場動向に左右されにくい安定した収益の獲得を目指します。
管 理 会 社	ノルデア・インベストメント・ファンズ エス・エー
投 資 運 用 会 社	ノルデア・インベストメント・マネジメント エービー
保 管 受 託 銀 行	JP モルガン・SE - ルクセンブルグ支店
事 務 代 行 会 社	ノルデア・インベストメント・ファンズ エス・エー

*作成時点において、入手可能な直前計算期間の年次報告書をもとに作成いたしております。

損益計算書および純資産変動計算書

2022年12月31日現在

(金額はユーロ表示)

期首純資産総額	4,968,655,663.66
期首純資産合計再評価差異	—
期末レートでの結定期首純資産合計	—
収益	
配当金純額	98,667,146.64
債券利息純額	5,363,356.30
銀行利息純額	601,307.47
デリバティブに係る利息純額	13,055,069.80
その他収益	1,200.96
	117,688,081.17
費用	
配当金純額	—
銀行利息純額	—
デリバティブに係る利息純額	—
レボ取引に係る利息純額	—
監査、法務、登録・登録、取締役会およびその他の報酬	516,941.78
中央管理報酬	6,036,084.07
預託銀行報酬	301,232.35
販売報酬 E受益証券およびHE受益証券	2,594,206.10
運用報酬	49,842,610.07
印刷、出版およびインターネット費用	207,074.96
年次税	903,444.98
取引関連費用	2,707,821.39
	63,109,415.70
純利益／(損失)	54,578,665.47
有価証券に係る実現純利益／(損失)	230,582,233.42
エクイティ・スワップに係る実現純利益／(損失)	57,509,942.02
クレジット・デフォルト・スワップに係る実現純利益／(損失)	(169,277,129.88)
先物に係る実現純利益／(損失)	(75,778,045.88)
金利スワップに係る実現純利益／(損失)	—
オプションに係る実現純利益／(損失)	520,503.16
トータル・リターン・スワップに係る実現純利益／(損失)	—
外国為替先渡契約に係る実現純利益／(損失)	(369,798,287.62)
外国通貨に係る実現純利益／(損失)	13,886,111.30
レボ契約に係る実現純利益／(損失)	—
実現純利益／(損失)	(257,776,008.01)

有価証券に係る未実現利益／(損失)の変動額	(345,510,258.08)
エクイティ・スワップに係る未実現利益／(損失)の変動額	(6,725,914.90)
クレジット・デフォルト・スワップに係る未実現利益／(損失)の変動額	32,881,328.58
先物に係る未実現利益／(損失)の変動額	48,249,105.48
金利スワップに係る未実現利益／(損失)の変動額	—
オプションに係る未実現利益／(損失)の変動額	504,878.04
外国為替先渡契約に係る未実現利益／(損失)の変動額	182,766,510.36
外国通貨に係る未実現利益／(損失)の変動額	(13,923.97)
レボ契約に係る未実現利益／(損失)の変動額	—
運用による純資産の純増加／(減少)額	(345,624,282.50)
スイング調整の戻入	—
資本の変動	
発行受益証券からの手取金	836,320,253.37
買戻受益証券に係る支払	(1,019,061,519.54)
支払配当金	(2,219,680.46)
期末純資産合計 — スイング未済	4,438,070,434.53
スイング調整の加算／(減算)	—
期末純資産合計 — スイング済	4,438,070,434.53

(金額は円表示)

HBI - JPY Shares

1口当たり純資産価格

12,532.0000

発行済受益証券数

382,740.000

投資有価証券およびその他の純資産明細書
2022年12月31日現在
(金額はユーロ表示)

株数/額面	銘柄	市場価値	純資産に 占める割合 (%)	株数/額面	銘柄	市場価値	純資産に 占める割合 (%)
公式取引所に上場されている譲渡可能有価証券および短期金融市場商品							
債券							
EUR							
70,000,000.00	Bundesobligation 0.000000% 05-04-2024*	67,865,700.00	1.53	99,842.00	Air Liquide	13,326,910.16	0.30
70,000,000.00	Bundesobligation 0.000000% 11-04-2025*	66,114,300.00	1.49	283,492.00	Allianz	56,953,542.80	1.28
90,000,000.00	Bundesobligation 0.000000% 13-10-2023*	88,382,070.00	1.99	758,871.00	Deutsche Post	26,697,081.78	0.60
40,000,000.00	Bundesobligation 0.000000% 14-04-2023*	39,812,000.00	0.90	312,364.00	Iberdrola	3,428,194.90	0.08
70,000,000.00	Bundesobligation 0.000000% 18-10-2024*	66,888,140.90	1.51	60,460.00	Muenchener Ruesckversicherungs-Gesellschaft AG in M	18,379,840.00	0.41
80,000,000.00	Bundesrepublik Deutschland B 0.5% 15-02-2025	76,654,320.00	1.73	119,349.00	Prosus	7,707,558.42	0.17
80,000,000.00	Bundesrepublik Deutschland B 1% 15-08-2024	78,076,160.00	1.76	364,287.00	Sanofi	32,953,402.02	0.74
35,001,000.00	Bundesrepublik Deutschland B 1.5% 15-02-2023*	35,006,705.16	0.79	61,892.00	Siemens	8,023,678.88	0.18
		518,799,396.06	11.69	558,154.00	Unilever	26,263,936.47	0.59
				130,983.00	Vinci	12,261,318.63	0.28
						205,995,464.06	4.64
GBP							
7,500,000.00	United Kingdom Gilt 0.125% 31-01-2023	8,436,536.02	0.19	1,489,944.00	Diageo	61,309,796.25	1.38
5,000,000.00	United Kingdom Gilt 0.125% 31-01-2024	5,421,721.34	0.12	7,303.00	GSK	118,360.40	0.00
7,500,000.00	United Kingdom Gilt 0.75% 22-07-2023	8,336,564.10	0.19	136,901.00	Reckitt Benckiser Group	8,880,625.19	0.20
3,000,000.00	United Kingdom Gilt 1% 22-04-2024	3,270,642.80	0.07	672,400.00	Rightmove	3,876,640.17	0.09
3,000,000.00	United Kingdom Gilt 2.75% 07-09-2024	3,331,207.81	0.08			74,185,422.01	1.67
		28,796,672.07	0.65				
USD							
20,000,000.00	United States Treasury Note/0.125% 30-04-2023	18,471,859.28	0.42	13,767,000.00	China Construction Bank	8,089,249.16	0.18
20,000,000.00	United States Treasury Note/0.125% 30-06-2023	18,321,222.84	0.41	3,776,917.00	China Everbright Environment Group	1,583,882.31	0.04
30,000,000.00	United States Treasury Note/0.125% 31-03-2023	27,819,472.62	0.63	7,437,000.00	China Longyuan Power Group	8,525,231.82	0.19
20,000,000.00	United States Treasury Note/0.125% 31-07-2023	18,247,368.90	0.41	1,192,000.00	China Overseas Land & Investment	2,950,553.66	0.07
40,000,000.00	United States Treasury Note/2.375% 31-01-2023	37,426,042.44	0.84	1,224,000.00	China Resources Land	5,257,962.75	0.12
20,000,000.00	United States Treasury Note/2.75% 31-05-2023	18,591,245.23	0.42	3,840,000.00	China Traditional Chinese Medicine Holdings	1,638,021.58	0.04
		138,877,211.31	3.13	16,393,000.00	Industrial & Commercial Bank of China	7,918,529.39	0.18
		686,473,279.44	15.47	2,083,500.00	Ping An Insurance Group Co of China	12,930,754.66	0.29
				2,942,000.00	Sinopharm Group	7,013,654.65	0.16
				50,000.00	Techtronic Industries	523,296.95	0.01
						56,431,136.93	1.27
株式							
BRL							
877,277.00	Banco Bradesco	2,358,463.52	0.05	IDR			
430,000.00	CPFL Energia	2,533,298.27	0.06	50,921,460.00	Telkom Indonesia Persero	11,492,284.96	0.26
		4,891,761.79	0.11			11,492,284.96	0.26
CAD							
239,800.00	Bank of Nova Scotia/The	10,988,186.23	0.25	INR			
4,400.00	Royal Bank of Canada	389,226.48	0.01	568,179.00	HCL Technologies	6,687,383.46	0.15
		11,377,412.71	0.26	3,070,327.00	Power Grid Corp of India	7,430,521.16	0.17
				996,479.00	UPL	8,081,691.50	0.18
						22,199,596.12	0.50
CHF							
726,534.00	Nestle	79,601,253.66	1.79	JPY			
208,174.00	Roche Holding	61,596,009.13	1.39	377,200.00	Hoya	34,054,604.02	0.77
32,192.00	Sonova Holding	7,183,526.12	0.16	111,200.00	KDDI	3,146,556.43	0.07
		148,380,788.91	3.34	262,700.00	Nippon Telegraph & Telephone	7,022,768.38	0.16
				114,200.00	Shin-Etsu Chemical	13,166,801.57	0.30
						57,390,730.40	1.29
DKK							
2,636,499.00	Novo Nordisk B	333,513,657.40	7.51				
		333,513,657.40	7.51				

株数/額面	銘柄	市場価値	純資産に 占める割合 (%)	株数/額面	銘柄	市場価値	純資産に 占める割合 (%)
KRW							
85,016.00	BNK Financial Group	409,438.18	0.01	155,278.00	Colgate-Palmolive	11,482,730.63	0.26
45,527.00	Hyundai Glovis	5,515,197.92	0.12	20,048.00	Constellation Brands	4,386,574.15	0.10
28,252.00	Hyundai Mobis	4,196,989.54	0.09	25,057.00	Costco Wholesale	10,619,557.33	0.24
24,423.00	LG	1,413,267.45	0.03	54,453.00	CVS Health	4,750,703.48	0.11
276,522.00	Samsung Electronics	11,329,979.72	0.26	227,136.00	eBay	8,803,687.94	0.20
74,841.00	Samsung Fire & Marine Insurance	11,090,315.20	0.25	16,351.00	Edison International	982,117.03	0.02
205,625.00	SK Square	5,111,433.93	0.12	68,461.00	Elevance Health	32,761,348.17	0.74
341,405.00	SK Telecom	11,990,092.42	0.27	66,622.00	Estee Lauder Cos	15,369,842.39	0.35
		51,056,714.36	1.15	300,065.00	Expeditors International of Washington	29,448,455.29	0.66
				81,559.00	F5	10,813,148.54	0.24
MXN							
1,019,800.00	Fomento Economico Mexicano	7,515,744.33	0.17	69,291.00	Fiserv	6,532,122.00	0.15
501,600.00	Grupo Financiero Banorte	3,435,586.54	0.08	137,421.00	General Mills	10,840,725.35	0.24
		10,951,330.87	0.25	241,417.00	Global Payments	22,308,482.42	0.50
				68,385.00	Hershey	14,869,981.40	0.34
PHP							
24,920.00	PLDT	551,769.13	0.01	347,378.00	Infosys ADR	5,881,032.89	0.13
		551,769.13	0.01	4,843.00	Intuit	1,750,304.26	0.04
THB							
159,100.00	Advanced Info Service	839,233.37	0.02	172,466.00	Johnson & Johnson	28,558,243.16	0.64
224,800.00	Bangkok Bank	899,986.46	0.02	46,242.00	Laboratory Corp of America	10,181,601.56	0.23
9,557,600.00	Thai Union Group	4,369,316.54	0.10	125,222.00	Marsh & McLennan Cos	19,402,458.76	0.44
		6,108,536.37	0.14	431,868.00	Mastercard	139,560,510.20	3.14
				50,695.00	McDonald's	12,489,583.74	0.28
TRY							
198,430.00	BIM Birlesik Magazalar	1,359,686.18	0.03	162,335.00	Meta Platforms	18,009,169.77	0.41
		1,359,686.18	0.03	269,798.00	Microsoft	60,170,249.61	1.36
TWD							
1,231,000.00	Taiwan Semiconductor Manufacturing	16,829,583.31	0.38	66,797.00	Ming Yang Smart Energy Group GDR	1,098,315.78	0.02
		16,829,583.31	0.38	1,044,171.00	Mondelez International	65,109,664.97	1.47
USD							
115,181.00	Accenture	28,550,557.15	0.64	333,872.00	Monster Beverage	31,690,234.99	0.71
196,106.00	Adobe	61,498,665.22	1.39	38,439.00	NetEase ADR	2,631,865.95	0.06
359,487.00	Akamai Technologies	28,379,045.88	0.64	242,264.00	NIKE	26,454,180.17	0.60
118,252.00	Alibaba Group Holding ADR	9,827,097.39	0.22	87,886.00	Oracle	6,681,098.08	0.15
507,843.00	Alphabet	41,399,184.36	0.93	96,163.00	Paychex	10,378,954.98	0.23
164,740.00	Automatic Data Processing	36,818,969.41	0.83	269,811.00	PepsiCo	45,718,852.73	1.03
21,380.00	AutoZone	49,365,796.04	1.11	299,255.00	Procter & Gamble	42,566,069.33	0.96
35,430.00	Baidu ADR	3,847,226.31	0.09	192,197.00	Public Service Enterprise Group	11,097,672.84	0.25
358,587.00	Baxter International	17,046,614.87	0.38	225,611.00	Ross Stores	24,320,796.05	0.55
195,865.00	Cadence Design Systems	29,337,084.88	0.66	62,041.00	SK Telecom ADR	1,210,768.75	0.03
195,646.00	Centene	14,988,498.07	0.34	539,627.00	Starbucks	49,859,947.29	1.12
20,813.00	Chubb	4,317,232.59	0.10	52,607.00	State Street	3,793,657.93	0.09
233,928.00	Cia de Saneamento Basico do Estado de Sao Paulo AD	2,364,812.97	0.05	91,869.00	Stryker	20,856,978.57	0.47
205,567.00	Cisco Systems	9,084,738.27	0.20	387,130.00	Texas Roadhouse	33,205,369.84	0.75
1,162,577.00	Coca-Cola	69,274,274.79	1.56	499,799.00	TJX Cos	36,987,982.40	0.83
33,708.00	Cognizant Technology Solutions	1,785,590.78	0.04	384,147.00	Toro	40,288,017.22	0.91
				10,232.00	Tractor Supply	2,151,610.29	0.05
				50,735.00	UnitedHealth Group	25,089,666.04	0.57
				296,109.00	Verizon Communications	10,930,523.82	0.25
				715,787.00	Visa	138,590,473.06	3.12
				18,349.00	VMware	2,093,197.40	0.05
				85,094.00	Walgreens Boots Alliance	2,966,550.56	0.07
				70,616.00	Walmart	9,376,873.27	0.21
				152,730.00	Waste Management	22,538,532.16	0.51
				25,801.00	WW Grainger	13,483,914.19	0.30
						1,569,029,787.71	35.35

株数/額面	銘柄	市場価値	純資産に 占める割合 (%)
ZAR			
40,784.00	Naspers	6,365,524.09	0.14
847,198.00	Sanlam	2,280,969.99	0.05
324,805.00	Standard Bank Group	3,011,730.80	0.07
		11,658,224.88	0.26
	株式合計	2,593,403,888.10	58.44
公式取引所に上場されている譲渡可能有価証券および短期金融市場商品合計			
		3,279,877,167.54	73.90
別の規制市場で取引されている譲渡可能有価証券および短期金融市場商品			
株式			
CNY			
3,652,358.00	Chengdu Xingrong Environment	2,407,045.63	0.05
571,991.00	China Resources Sanjiu Medical & Pharmaceutical	3,608,527.01	0.08
883,590.00	Henan Shuanghui Investment & Development	3,087,844.58	0.07
2,428,561.00	Ming Yang Smart Energy Group	8,267,695.76	0.19
3,083,880.00	Titan Wind Energy Suzhou	6,288,376.30	0.14
908,289.00	Zhejiang Chint Electrics	3,390,829.46	0.08
		27,050,318.74	0.61
	株式合計	27,050,318.74	0.61
別の規制市場で取引されている譲渡可能有価証券および短期金融市場商品合計			
		27,050,318.74	0.61
	投資合計	3,306,927,486.28	74.51
	銀行預金	916,193,146.37	20.64
	その他純資産	214,949,801.88	4.84
	純資産合計	4,438,070,434.53	100.00

(*) 債券は担保として一部または全部差し入れられている。

純資産のパーセントの差異は四捨五入の結果である。

◎デリバティブ商品明細書

●外国為替先渡契約

買建金額	買建通貨	売建金額	売建通貨	サブ・ファンド基準通貨建の 未実現評価益／(評価損) (ユーロ)	満期日
受益証券クラス・ヘッジ:					
取引相手: JPMorgan Chase Bank NA/London					
5,595,370.76	CHF	5,712,454.25	EUR	(24,794.39)	31/01/2023
330,132.10	EUR	325,069.48	CHF	(296.13)	31/01/2023
19,579,523.51	EUR	17,005,375.79	GBP	439,585.38	31/01/2023
1,649,566.38	EUR	237,748,620.00	JPY	(43,269.25)	31/01/2023
666,029.05	EUR	6,961,082.51	NOK	4,829.31	31/01/2023
21,111,911.52	EUR	232,524,463.67	SEK	205,243.74	31/01/2023
1,008,197.97	EUR	1,450,994.71	SGD	(4,888.83)	31/01/2023
44,239,188.18	EUR	46,720,933.27	USD	560,803.41	31/01/2023
344,539,050.09	GBP	400,027,132.98	EUR	(12,235,028.24)	31/01/2023
5,044,708,641.00	JPY	35,019,970.31	EUR	899,774.40	31/01/2023
154,224,709.29	NOK	14,936,146.49	EUR	(286,783.35)	31/01/2023
3,288,328,612.99	SEK	303,744,322.16	EUR	(8,076,510.29)	31/01/2023
32,715,088.71	SGD	22,813,706.03	EUR	28,157.25	31/01/2023
484,152,707.25	USD	463,725,445.09	EUR	(11,092,800.31)	31/01/2023
				(29,625,977.30)	
効率的ポートフォリオ管理:					
取引相手: Barclays Bank Ireland PLC					
100,000,000.00	USD	93,839,414.30	EUR	(319,928.52)	25/01/2023
54,300,645.74	EUR	91,886,450.43	NZD	(204,839.11)	22/02/2023
2,587,000.00	EUR	2,766,259.44	USD	4,738.17	22/02/2023
60,289,538,400.00	IDR	3,857,000.00	USD	30,817.76	22/02/2023
2,568,385,808.00	INR	31,344,000.00	USD	(356,233.88)	22/02/2023
33,966,256,703.00	KRW	25,498,751.52	USD	1,492,159.05	22/02/2023
289,817,710.00	PHP	5,221,000.00	USD	(17,532.13)	22/02/2023
13,197,000.00	USD	1,095,601,743.00	INR	(9,486.17)	22/02/2023
1,227,000.00	USD	1,657,100,310.00	KRW	(88,617.58)	22/02/2023
84,200,000.00	HKD	10,223,328.74	EUR	(133,970.33)	28/02/2023
123,081,759.87	EUR	106,365,373.73	GBP	3,591,598.75	13/03/2023
509,158.99	GBP	589,178.44	EUR	(17,192.59)	13/03/2023
				3,971,513.42	
取引相手: BNP Paribas SA					
16,758,683.93	CAD	20,419,000.00	NZD	(549,096.52)	25/01/2023
18,711,000.00	CAD	145,613,243.78	SEK	(163,162.49)	25/01/2023
16,680,000.00	GBP	25,865,677.67	CAD	902,352.78	25/01/2023
80,291,944.03	NOK	11,868,000.00	AUD	77,542.83	25/01/2023
903,434,633.52	NOK	86,323,070.78	EUR	(497,169.08)	25/01/2023
146,763,907.48	NOK	24,458,000.00	NZD	(586,382.73)	25/01/2023
219,123,736.41	SEK	17,358,000.00	GBP	162,174.29	25/01/2023
149,330,520.59	SEK	22,898,000.00	NZD	(175,584.31)	25/01/2023
11,247,005.52	CHF	17,756,000.00	AUD	154,430.50	22/02/2023
95,654,691.80	CZK	3,889,000.00	EUR	50,629.32	22/02/2023
39,348,200.00	EUR	16,588,724,499.92	HUF	(1,281,110.55)	22/02/2023
36,647,700.00	EUR	174,513,303.08	PLN	(306,840.42)	22/02/2023
26,893,000.00	EUR	27,844,979.93	USD	897,577.53	22/02/2023

買建金額	買建通貨	売建金額	売建通貨	サブ・ファンド基準通貨建の 未実現評価益／(評価損) (ユーロ)	満期日
61,214,000.00	GBP	774,021,163.69	SEK	(747,167.85)	22/02/2023
57,346,937,828.18	HUF	135,808,256.98	EUR	4,645,925.51	22/02/2023
32,006,187.23	PLN	6,753,000.00	EUR	24,652.35	22/02/2023
128,698,510.03	SEK	123,173,000.00	NOK	(123,735.09)	22/02/2023
2,863,127.36	SGD	2,124,000.00	USD	13,941.28	22/02/2023
18,620,318.77	USD	17,457,000.00	EUR	(75,081.23)	22/02/2023
13,700,000.00	USD	1,140,920,930.00	INR	(49,793.54)	22/02/2023
8,317,000.00	USD	10,841,836,519.00	KRW	(310,685.86)	22/02/2023
8,071,000.00	USD	161,129,931.49	MXN	(79,705.11)	22/02/2023
27,659,000.00	USD	271,693,953.72	NOK	27,272.30	22/02/2023
27,742,000.00	USD	37,596,105.61	SGD	(321,296.21)	22/02/2023
471,860,792.95	ZAR	27,142,000.00	USD	523,424.10	22/02/2023
1,890,000.00	SEK	170,848.22	EUR	(965.44)	28/02/2023
14,589,000.00	EUR	22,832,139.51	AUD	81,617.36	13/03/2023
				2,293,763.72	

取引相手: BofA Securities Europe SA

1,966,000.00	AUD	1,803,016.63	CAD	4,800.67	25/01/2023
15,472,928.22	AUD	9,780,000.00	EUR	63,247.30	25/01/2023
2,626,126.29	AUD	1,471,000.00	GBP	14,712.82	25/01/2023
8,110,000.00	CAD	5,624,463.42	CHF	(111,343.21)	25/01/2023
15,754,663.08	CAD	9,972,000.00	GBP	(338,583.41)	25/01/2023
1,260,316.80	CAD	1,469,000.00	NZD	(1,788.46)	25/01/2023
8,801,000.00	CAD	66,313,942.02	SEK	118,786.15	25/01/2023
1,064,512.61	CHF	1,082,000.00	EUR	(250.80)	25/01/2023
13,164,000.00	EUR	20,447,837.57	AUD	155,610.56	25/01/2023
5,388,000.00	EUR	5,336,847.41	CHF	(35,214.81)	25/01/2023
10,568,000.00	EUR	9,271,264.13	GBP	131,093.69	25/01/2023
86,632,871.80	EUR	150,399,516.88	NZD	(2,710,112.04)	25/01/2023
5,228,000.00	EUR	5,260,945.81	USD	307,617.02	25/01/2023
4,744,875,468.00	JPY	32,170,000.00	CHF	1,079,361.65	25/01/2023
639,812,082.00	JPY	4,443,000.00	EUR	110,718.11	25/01/2023
242,419,777.00	JPY	1,456,000.00	GBP	86,280.00	25/01/2023
38,987,219.84	NOK	3,291,000.00	GBP	(962.84)	25/01/2023
100,836,883.31	NOK	16,598,000.00	NZD	(280,472.46)	25/01/2023
426,220.41	NZD	395,000.00	AUD	1,913.40	25/01/2023
32,547,001.60	SEK	2,900,000.00	CHF	(20,478.68)	25/01/2023
6,233,223.00	USD	5,073,000.00	GBP	118,382.80	25/01/2023
7,780,000.00	AUD	709,537,273.00	JPY	(113,613.69)	22/02/2023
14,009,000.00	AUD	99,175,356.63	SEK	(8,690.03)	22/02/2023
355,568,979.00	BRL	67,310,739.05	USD	(687,396.57)	22/02/2023
16,532,536.53	CAD	18,359,000.00	AUD	(264,923.58)	22/02/2023
15,137,000.00	CAD	1,497,235,486.00	JPY	(233,672.06)	22/02/2023
5,709,000.00	CAD	43,636,381.83	SEK	16,161.74	22/02/2023
1,750,000.00	EUR	2,727,709.25	AUD	15,833.93	22/02/2023
20,193,000.00	EUR	29,084,893.17	CAD	126,834.14	22/02/2023
201,538,045.14	EUR	29,143,451,340.00	JPY	(6,278,001.80)	22/02/2023
30,931,000.00	EUR	147,603,447.99	PLN	(324,974.30)	22/02/2023
35,390,366.78	EUR	389,316,861.28	SEK	393,692.94	22/02/2023
36,174,000.00	EUR	38,341,994.07	USD	381,374.55	22/02/2023
3,789,000.00	GBP	6,352,811.69	CAD	(122,240.00)	22/02/2023
3,487,000.00	GBP	41,825,208.56	NOK	(49,631.46)	22/02/2023
3,192,057,489.60	HUF	7,624,000.00	EUR	194,183.96	22/02/2023

買建金額	買建通貨	売建金額	売建通貨	サブ・ファンド基準通貨建の 未実現評価益／(評価損) (ユーロ)	満期日
111,966,740.46	ILS	31,146,810.28	EUR	(1,383,682.11)	22/02/2023
588,915,416.00	JPY	5,930,000.00	CAD	108,361.06	22/02/2023
6,724,050,880.00	JPY	46,499,368.04	EUR	1,448,476.47	22/02/2023
1,714,265,887.27	MXN	87,458,000.00	USD	(632,183.57)	22/02/2023
18,881,858.49	NOK	2,585,000.00	CAD	9,016.08	22/02/2023
135,660,633.20	NOK	13,700,000.00	USD	89,251.29	22/02/2023
2,799,000.00	NZD	17,642,973.09	NOK	(14,456.87)	22/02/2023
7,797,000.00	NZD	5,007,267.71	USD	(48,936.59)	22/02/2023
47,027,216.73	SEK	6,726,000.00	AUD	(48,600.63)	22/02/2023
571,200,923.24	SEK	51,924,312.01	EUR	(577,621.45)	22/02/2023
18,926,765.99	SGD	13,797,000.00	USD	319,012.76	22/02/2023
10,085,196.11	USD	14,968,000.00	AUD	(101,150.59)	22/02/2023
18,545,000.00	USD	16,391,925,500.00	CLP	(434,086.62)	22/02/2023
4,511,164.47	USD	4,298,000.00	EUR	(86,658.58)	22/02/2023
27,594,000.00	USD	95,245,685.51	ILS	442,331.04	22/02/2023
1,885,000.00	USD	253,091,184.00	JPY	(45,160.41)	22/02/2023
54,644,000.00	USD	1,072,419,286.03	MXN	331,801.20	22/02/2023
21,447,000.00	USD	373,301,484.85	ZAR	(438,059.90)	22/02/2023
133,626,170.91	ZAR	7,671,000.00	USD	162,503.23	22/02/2023
4,942,000.00	AUD	3,114,338.18	EUR	26,861.51	28/02/2023
3,280,000.00	CAD	2,261,170.73	EUR	914.86	28/02/2023
1,231,241.77	EUR	1,961,000.00	AUD	(15,180.24)	28/02/2023
1,493,523.69	EUR	2,165,000.00	CAD	405.88	28/02/2023
14,949,291.06	EUR	123,700,000.00	HKD	127,035.62	28/02/2023
212,600,000.00	HKD	25,796,352.72	EUR	(321,378.57)	28/02/2023
274,602,536.07	CAD	189,844,279.40	EUR	(609,838.19)	13/03/2023
611,070,252.65	EUR	883,889,899.78	CAD	1,962,945.51	13/03/2023
266,072,091.63	EUR	2,811,531,642.03	NOK	(694,709.02)	13/03/2023
12,082,000.00	GBP	1,990,432,175.00	JPY	(639,476.28)	13/03/2023
22,900,000.00	HKD	2,774,742.19	EUR	(32,701.38)	13/03/2023
2,468,591,588.96	NOK	233,617,618.81	EUR	609,971.05	13/03/2023
57,581,455.12	NOK	4,698,000.00	GBP	185,750.74	13/03/2023
206,914,017.19	SEK	20,173,000.00	USD	(209,875.47)	13/03/2023
				(8,770,862.94)	

取引相手: Citibank Europe PLC

110,041,935.40	EUR	172,797,948.82	AUD	113,858.38	25/01/2023
34,467,781.40	GBP	39,150,155.68	EUR	(349,043.67)	25/01/2023
30,560,000.00	CAD	3,061,124,301.00	JPY	(744,534.34)	22/02/2023
855,160,814.68	CZK	34,743,523.38	EUR	477,013.68	22/02/2023
4,759,000.00	EUR	116,513,883.15	CZK	(39,800.54)	22/02/2023
13,773,000.00	EUR	1,966,170,538.00	JPY	(247,890.80)	22/02/2023
7,624,000.00	EUR	79,412,270.16	NOK	85,178.64	22/02/2023
2,230,000.00	GBP	3,748,446.47	CAD	(78,496.14)	22/02/2023
12,504,751,268.00	INR	152,729,786.48	USD	(1,850,387.90)	22/02/2023
28,794,000.00	NZD	18,381,168.19	USD	(77,912.14)	22/02/2023
93,055,680.70	SEK	90,538,000.00	NOK	(229,310.24)	22/02/2023
90,943,326.43	SEK	8,868,000.00	USD	(102,942.09)	22/02/2023
11,478,822.01	SGD	8,478,000.00	USD	90,812.54	22/02/2023
6,873,021.17	USD	562,728,608.00	INR	83,269.65	22/02/2023
26,585,000.00	USD	3,582,993,375.00	JPY	(733,152.50)	22/02/2023
58,038,500.00	USD	567,883,681.22	NOK	268,064.88	22/02/2023
4,081,097.24	USD	6,378,000.00	NZD	26,179.59	22/02/2023

買建金額	買建通貨	売建金額	売建通貨	サブ・ファンド基準通貨建の	
				未実現評価益／(評価損) (ユーロ)	満期日
15,876,000.00	USD	274,622,143.07	ZAR	(230,731.37)	22/02/2023
19,552,347.77	EUR	30,666,000.00	AUD	59,877.32	28/02/2023
2,893,470.71	EUR	4,203,000.00	CAD	(5,157.90)	28/02/2023
141,518,090.94	EUR	220,890,946.36	AUD	1,163,975.67	13/03/2023
20,335,000.00	EUR	2,933,366,454.00	JPY	(609,059.71)	13/03/2023
				(2,930,188.99)	
取引相手: Deutsche Bank AG					
194,545,049.53	EUR	191,785,000.00	USD	15,158,275.18	24/01/2023
39,487,633.06	EUR	53,521,486.52	CAD	2,500,830.61	25/01/2023
389,176,876.13	EUR	381,967,374.50	CHF	1,023,485.58	25/01/2023
3,967,000.00	EUR	3,437,254.36	GBP	97,529.35	25/01/2023
803,162,923.26	EUR	791,882,500.00	USD	62,521,427.76	25/01/2023
57,301,455,104.00	JPY	391,328,537.60	EUR	16,493,189.99	25/01/2023
28,250,618.22	EUR	210,000,000.00	DKK	17.80	17/02/2023
45,606,539.70	CAD	32,802,559.28	EUR	(1,334,419.46)	22/02/2023
8,504,793.13	EUR	11,824,509.86	CAD	345,977.93	22/02/2023
237,411,679.16	EUR	233,330,121.31	CHF	12,853.78	22/02/2023
28,263,167.06	EUR	29,535,198.94	USD	690,580.19	22/02/2023
19,553,296,400.00	KRW	15,167,000.00	USD	404,665.82	22/02/2023
68,112,296.98	NOK	6,466,000.00	EUR	(134.43)	22/02/2023
69,396,000.00	NOK	948,077,655.00	JPY	(172,917.20)	22/02/2023
252,991,219.58	PLN	52,573,973.85	EUR	997,214.41	22/02/2023
289,635,983.93	USD	277,161,843.97	EUR	(6,772,152.47)	22/02/2023
9,129,000.00	USD	758,683,803.00	INR	(15,574.64)	22/02/2023
1,996,496,134.97	ZAR	109,570,560.23	EUR	(147,174.07)	22/02/2023
3,547,000.00	CAD	2,433,071.16	EUR	13,113.01	28/02/2023
28,794,333.28	EUR	40,722,000.00	CAD	707,575.25	28/02/2023
10,208,233.35	EUR	8,853,000.00	GBP	256,299.83	28/02/2023
3,478,000.00	GBP	4,031,398.54	EUR	(121,600.02)	28/02/2023
474,000,000.00	JPY	3,323,374.43	EUR	58,117.67	28/02/2023
3,397,112.43	EUR	4,927,000.00	CAD	1,849.56	13/03/2023
69,583,012.71	EUR	9,928,981,000.00	JPY	(1,312,403.69)	13/03/2023
573,271,582.47	EUR	609,338,734.77	USD	5,213,409.88	13/03/2023
130,883,582,513.00	JPY	917,272,379.14	EUR	17,269,376.93	13/03/2023
49,163,661.06	SEK	4,508,000.00	EUR	(89,403.69)	13/03/2023
1,547,726,765.49	USD	1,456,115,821.06	EUR	(13,242,115.65)	13/03/2023
				100,557,895.21	
取引相手: Goldman Sachs Bank Europe SE					
25,356,000.00	AUD	27,042,655.76	NZD	65,521.30	25/01/2023
5,605,000.00	EUR	5,493,129.81	CHF	22,897.66	25/01/2023
6,820,000.00	EUR	74,437,115.06	SEK	126,852.90	25/01/2023
79,805,129.62	NOK	7,551,000.00	EUR	30,357.59	25/01/2023
288,502,891.35	NOK	28,233,000.00	USD	1,002,918.06	25/01/2023
20,477,664.57	SEK	2,928,000.00	AUD	(21,421.09)	25/01/2023
3,302,000.00	AUD	22,369,793.92	NOK	(24,261.04)	22/02/2023
349,187,008.30	BRL	66,059,000.00	USD	(634,478.20)	22/02/2023
37,868,698,766.00	CLP	41,721,697.54	USD	2,046,128.41	22/02/2023
12,828,000.00	EUR	17,972,117.80	CAD	427,680.10	22/02/2023
36,067,569.02	EUR	51,703,541.87	SGD	10,401.09	22/02/2023
402,510,411,000.00	IDR	25,773,000.00	USD	184,760.76	22/02/2023

買建金額	買建通貨	売建金額	売建通貨	サブ・ファンド基準通貨建の 未実現評価益／(評価損) (ユーロ)	満期日
1,149,970.00	JPY	8,000.00	EUR	200.34	22/02/2023
11,697,842,580.00	KRW	8,903,000.00	USD	400,975.68	22/02/2023
18,179,000.00	NZD	113,270,034.53	NOK	30,837.84	22/02/2023
6,112,000.00	NZD	3,872,855.35	USD	10,312.08	22/02/2023
129,380,044.67	PLN	26,893,000.00	EUR	503,396.35	22/02/2023
84,595,643.82	SEK	80,777,000.00	NOK	(63,668.91)	22/02/2023
217,691,591.31	SGD	151,858,194.06	EUR	(43,792.54)	22/02/2023
17,453,000.00	USD	15,169,207,331.00	CLP	(130,588.12)	22/02/2023
5,519,000.00	USD	86,151,590,000.00	IDR	(37,071.36)	22/02/2023
95,849,750.00	USD	324,198,271.60	ILS	3,297,185.36	22/02/2023
25,889,000.00	USD	2,113,474,404.00	INR	383,072.20	22/02/2023
56,181,000.00	USD	7,594,415,067.00	JPY	(1,710,177.72)	22/02/2023
308,931,295.59	ZAR	17,146,000.00	USD	923,531.78	22/02/2023
4,817,569.89	EUR	40,000,000.00	HKD	24,656.41	28/02/2023
32,100,000.00	HKD	3,861,042.17	EUR	(14,746.03)	28/02/2023
1,934,000.00	SEK	177,249.26	EUR	(3,403.43)	28/02/2023
2,840,027.26	EUR	4,120,000.00	CAD	881.84	13/03/2023
3,173,854.36	EUR	26,400,000.00	HKD	12,826.95	13/03/2023
259,085,883.34	EUR	429,479,621.68	NZD	4,611,626.07	13/03/2023
61,800,000.00	HKD	7,414,614.33	EUR	(14,998.52)	13/03/2023
				11,418,413.81	

取引相手: JP Morgan SE

23,269,000.00	CAD	169,428,965.27	NOK	(16,553.18)	25/01/2023
15,117,000.00	CAD	117,609,549.50	SEK	(128,735.78)	25/01/2023
8,118,000.00	EUR	12,664,964.05	AUD	60,920.48	25/01/2023
7,328,000.00	EUR	12,265,783.82	NZD	41,324.95	25/01/2023
5,268,000.00	EUR	57,369,695.27	SEK	109,485.59	25/01/2023
348,105,768.62	EUR	341,839,795.16	USD	28,383,896.13	25/01/2023
999,000.00	GBP	12,033,712.74	NOK	(18,582.68)	25/01/2023
4,020,483,260.00	JPY	27,800,000.00	CHF	365,177.65	25/01/2023
380,856,296.00	JPY	27,527,000.00	NOK	95,586.92	25/01/2023
10,256,607.80	NOK	1,544,000.00	AUD	(7,861.90)	25/01/2023
14,077,904.50	NOK	1,163,000.00	GBP	28,150.14	25/01/2023
14,342,000.00	NZD	88,737,682.92	NOK	89,926.21	25/01/2023
3,804,182,606.15	SEK	344,126,040.17	EUR	(2,071,783.91)	25/01/2023
85,368,450.76	SEK	6,764,000.00	GBP	61,501.78	25/01/2023
68,658,186.71	SEK	10,401,000.00	NZD	(5,445.84)	25/01/2023
3,508,000.00	USD	34,709,535.56	NOK	(16,695.83)	25/01/2023
160,572,921.95	USD	251,378,000.00	NZD	831,414.62	25/01/2023
47,000,000.00	USD	496,756,266.08	SEK	(710,767.75)	25/01/2023
686,995,436.20	EUR	723,875,000.00	USD	11,006,236.81	17/02/2023
87,654,851.30	AUD	56,341,060.18	EUR	(613,374.01)	22/02/2023
148,886,309.40	BRL	27,593,000.00	USD	262,945.70	22/02/2023
31,214,000.00	CAD	3,104,463,284.00	JPY	(602,831.79)	22/02/2023
27,619,090.78	CAD	32,903,000.00	NZD	(461,813.99)	22/02/2023
5,935,000.00	CAD	44,795,789.42	SEK	67,706.84	22/02/2023
4,194,295.86	CHF	3,692,000.00	GBP	115,925.41	22/02/2023
17,960,000.00	CHF	2,594,436,944.00	JPY	(228,221.03)	22/02/2023
8,424,201.03	CHF	9,129,000.00	USD	49,211.26	22/02/2023
25,031,956,320.00	CLP	27,306,000.00	USD	1,606,472.64	22/02/2023
117,828,013.06	EUR	182,798,544.42	AUD	1,610,520.08	22/02/2023
158,346,497.61	EUR	138,358,593.40	GBP	2,772,447.77	22/02/2023

買建金額	買建通貨	売建金額	売建通貨	サブ・ファンド基準通貨建の 未実現評価益／(評価損) (ユーロ)	満期日
14,440,800.00	EUR	6,123,693,444.00	HUF	(557,173.42)	22/02/2023
4,166,000.00	EUR	600,546,231.00	JPY	(116,412.38)	22/02/2023
24,478,300.00	EUR	117,067,371.84	PLN	(311,304.14)	22/02/2023
3,945,000.00	EUR	4,177,240.57	USD	45,493.35	22/02/2023
18,143,000.00	GBP	216,377,482.03	NOK	(140,803.47)	22/02/2023
26,340,000.00	GBP	32,321,722.84	USD	(554,209.32)	22/02/2023
9,177,981.01	ILS	2,682,000.00	USD	(64,039.77)	22/02/2023
14,878,371,223.00	INR	181,470,951.10	USD	(1,969,320.94)	22/02/2023
1,115,010,014.00	JPY	12,084,000.00	AUD	268,522.58	22/02/2023
45,696,110.67	NOK	4,377,000.00	EUR	(38,974.87)	22/02/2023
6,449,000.00	NZD	552,585,661.00	JPY	(114,908.16)	22/02/2023
2,059,020,718.00	PHP	35,170,482.34	USD	1,664,437.91	22/02/2023
271,474,577.47	PLN	57,116,000.00	EUR	371,158.05	22/02/2023
14,447,000.00	SEK	189,175,479.00	JPY	(50,309.93)	22/02/2023
153,642,898.26	SEK	14,956,000.00	USD	(149,794.92)	22/02/2023
34,458,166.74	SGD	25,458,000.00	USD	265,189.53	22/02/2023
32,054,463.73	USD	47,213,000.00	AUD	(92,797.41)	22/02/2023
27,124,000.00	USD	144,606,181.20	BRL	46,361.23	22/02/2023
25,915,000.00	USD	24,733,276,000.00	CLP	(2,578,619.99)	22/02/2023
139,066,235.40	USD	132,014,000.00	EUR	(2,191,886.52)	22/02/2023
30,375,599.83	USD	478,324,570,480.00	IDR	(453,926.28)	22/02/2023
29,481,250.00	USD	99,670,445.85	ILS	1,026,258.14	22/02/2023
29,188,238.74	USD	2,413,338,239.50	INR	89,413.34	22/02/2023
68,837,000.00	USD	90,786,955,850.00	KRW	(3,353,180.70)	22/02/2023
62,283,500.00	USD	610,042,661.52	NOK	228,675.06	22/02/2023
23,005,000.00	USD	1,289,545,275.00	PHP	(132,191.38)	22/02/2023
2,000,000.00	CAD	1,378,003.90	EUR	1,314.04	28/02/2023
2,534,842.18	EUR	3,674,000.00	CAD	1,023.58	28/02/2023
157,729,595.16	EUR	155,116,000.00	CHF	(128,994.19)	28/02/2023
76,286,978.89	EUR	66,273,000.00	GBP	1,787,870.98	28/02/2023
110,621,734.94	EUR	911,811,000.00	HKD	1,363,264.13	28/02/2023
3,423,700.63	EUR	490,000,000.00	JPY	(71,895.00)	28/02/2023
299,400,000.00	HKD	36,151,720.86	EUR	(276,454.91)	28/02/2023
4,685,144.93	EUR	39,000,000.00	HKD	15,459.74	13/03/2023
6,758,000.00	SEK	605,707.96	EUR	1,611.64	13/03/2023
112,896,000.00	USD	15,299,812,685.00	JPY	(3,992,667.31)	13/03/2023
				32,512,371.58	
取引相手: Morgan Stanley Europe SE					
13,905,960.17	EUR	14,400,000.00	USD	437,734.14	24/01/2023
2,988,000.00	EUR	2,578,895.89	GBP	84,806.85	25/01/2023
6,906,966.25	USD	6,521,000.00	EUR	(61,589.95)	25/01/2023
3,625,005.78	AUD	2,335,000.00	EUR	(30,341.56)	22/02/2023
5,486,935.09	CHF	5,932,000.00	USD	45,074.78	22/02/2023
3,477,000.00	EUR	5,518,510.12	AUD	(31,253.33)	22/02/2023
5,354,000.00	EUR	55,714,246.55	NOK	64,880.68	22/02/2023
924,349.39	GBP	1,066,000.00	EUR	(26,612.90)	22/02/2023
2,642,397.61	EUR	4,200,000.00	AUD	(27,162.65)	28/02/2023
20,009,021.69	EUR	17,380,000.00	GBP	471,726.98	28/02/2023
985,078.02	EUR	10,958,000.00	SEK	135.81	28/02/2023
3,404,236.94	EUR	37,900,000.00	SEK	(1,743.52)	13/03/2023
				925,655.33	

買建金額	買建通貨	売建金額	売建通貨	サブ・ファンド基準通貨建の 未実現評価益／(評価損) (ユーロ)	満期日
取引相手: Nordea Bank Abp					
92,409,000.00	NOK	95,250,484.34	SEK	214,064.83	25/01/2023
125,946,715.77	SEK	11,477,000.00	EUR	(152,354.48)	25/01/2023
292,561,077.93	EUR	2,174,308,109.20	DKK	58,493.72	17/02/2023
1,066,000.00	EUR	26,250,115.68	CZK	(15,132.23)	22/02/2023
1,249,620,558.92	NOK	118,784,290.44	EUR	(157,982.14)	22/02/2023
3,461,656.97	NZD	2,090,000.00	EUR	(36,471.18)	22/02/2023
14,443,000.00	USD	142,170,089.35	NOK	(13,841.28)	22/02/2023
4,630,011.56	EUR	50,434,148.80	SEK	96,497.30	28/02/2023
21,306,000.00	SEK	1,955,623.11	EUR	(40,432.71)	28/02/2023
348,041,573.96	EUR	3,799,967,965.01	SEK	6,520,113.63	13/03/2023
2,107,093,935.38	SEK	193,001,102.35	EUR	(3,626,356.07)	13/03/2023
				2,846,599.39	
取引相手: Societe Generale SA					
7,540,909.49	USD	6,257,000.00	GBP	8,621.59	25/01/2023
4,137,000.00	EUR	101,426,907.60	CZK	(40,403.35)	22/02/2023
12,687,000.00	EUR	21,038,580.60	NZD	206,510.27	22/02/2023
4,160,000.00	GBP	5,075,712.10	USD	(60,530.11)	22/02/2023
153,684,736,000.00	IDR	9,964,000.00	USD	(44,360.73)	22/02/2023
1,940,673,425.40	MXN	94,361,732.02	EUR	(2,648,879.19)	22/02/2023
11,379,733.64	SEK	1,122,000.00	USD	(24,372.92)	22/02/2023
13,526,000.00	USD	756,022,244.00	PHP	(41,344.97)	22/02/2023
7,954,092.00	EUR	6,857,000.00	GBP	250,903.43	13/03/2023
				(2,393,855.98)	
				140,431,304.55	
				110,805,327.25	

上記の表において、同一の満期日、同じ買建通貨および同じ売建通貨を有する契約は合算されている。

●クレジット・デフォルト・スワップ

原資産	買い/ 売り	固定金利	額面	通貨	取得原価 (ユーロ)	未実現評価益/ (評価損) (ユーロ)	市場価値 (ユーロ)	満期日
取引相手: Barclays Bank Ireland PLC								
CDX-NAHYS39V1-5Y	売り	5.00%	(57,127,000.00)	USD	399,040.69	(83,591.80)	315,448.89	20/12/2027
					399,040.69	(83,591.80)	315,448.89	
取引相手: Deutsche Bank AG								
CDX-NAHYS39V1-5Y	売り	5.00%	(57,127,000.00)	USD	418,574.15	(103,125.26)	315,448.89	20/12/2027
					418,574.15	(103,125.26)	315,448.89	
取引相手: ICE Clear Europe Limited								
ITRAXX-XOVERS38V1-5Y	売り	5.00%	(872,281,000.00)	EUR	(27,350,818.41)	36,535,032.98	9,184,214.57	20/12/2027
					(27,350,818.41)	36,535,032.98	9,184,214.57	
					(26,533,203.57)	36,348,315.92	9,815,112.35	

●金融先物取引

銘柄	満期日	通貨	買建/売建 コントラクト	通貨コミットメント	2022年12月29日から 2022年12月30日までの サブ・ファンド基準通貨健の 未実現評価益/(評価損) (ユーロ)	コントラクト開始から 2022年12月29日までの 既に換金済みの サブ・ファンド基準通貨健 未実現評価益/(評価損) (ユーロ)
効率的ポートフォリオ管理:						
AMSTERDAM IDX FUT 1/2023	20/01/2023	EUR	1,769.00	244,829,600.00	(3,477,854.00)	(10,878,158.19)
AMSTERDAM IDX FUT 1/2023	20/01/2023	EUR	(519.00)	(71,829,600.00)	1,020,354.00	3,191,500.34
AUST 10Y BOND FUT 3/2023	15/03/2023	AUD	1,518.00	145,606,560.00	(258,336.21)	(6,547,107.57)
CAC40 10 EURO FUT 1/2023	20/01/2023	EUR	2,950.00	191,897,500.00	(1,991,250.00)	(2,478,046.90)
CAC40 10 EURO FUT 1/2023	20/01/2023	EUR	(1,896.00)	(123,334,800.00)	1,279,800.00	1,592,670.14
CAN 10YR BOND FUT 3/2023	31/03/2023	CAD	(2,996.00)	(365,691,760.00)	1,555,327.73	4,291,763.39
CBOE VIX FUTURE 1/2023	18/01/2023	USD	878.00	20,589,100.00	198,163.86	(874,648.25)
DAX INDEX FUTURE 3/2023	17/03/2023	EUR	(473.00)	(165,147,950.00)	1,856,525.00	3,992,653.15
DJIA MINI e-CBOT 3/2023	17/03/2023	USD	1,371.00	227,291,235.00	(1,400,093.69)	(2,369,617.20)
DJIA MINI e-CBOT 3/2023	17/03/2023	USD	(300.00)	(49,735,500.00)	306,366.23	518,515.81
E-Mini Russ 2000 3/2023	17/03/2023	USD	(3,695.00)	(326,286,975.00)	1,904,014.62	6,009,905.83
E-Mini Russ 2000 3/2023	17/03/2023	USD	1,995.00	176,168,475.00	(1,028,013.30)	(3,244,861.23)
EURO STOXX 50 3/2023	17/03/2023	EUR	(21,133.00)	(804,321,980.00)	9,932,510.00	17,302,643.75
EURO STOXX 50 3/2023	17/03/2023	EUR	4,666.00	177,587,960.00	(2,193,020.00)	(3,820,287.50)
EURO-BUND FUTURE 3/2023	10/03/2023	EUR	2,598.00	345,975,660.00	(2,130,360.00)	(12,334,232.14)
EURO-BUND FUTURE 3/2023	10/03/2023	EUR	(287.00)	(38,219,790.00)	235,340.00	1,568,709.42
FTSE 100 IDX FUT 3/2023	17/03/2023	GBP	(4,208.00)	(313,517,040.00)	2,443,149.39	(2,351,168.00)
FTSE 100 IDX FUT 3/2023	17/03/2023	GBP	3,497.00	260,543,985.00	(2,030,345.39)	1,956,948.20
FTSE/MIB IDX FUT 3/2023	17/03/2023	EUR	1,920.00	228,768,000.00	1,227,200.00	(4,310,466.58)
FTSE/MIB IDX FUT 3/2023	17/03/2023	EUR	(1,036.00)	(123,439,400.00)	1,201,760.00	2,325,855.93
HANG SENG IDX FUT 1/2023	30/01/2023	HKD	(2,015.00)	(1,999,484,500.00)	(181,591.85)	(1,422,920.11)
HSCEI Futures 1/2023	30/01/2023	HKD	(4,434.00)	(1,492,927,800.00)	(239,755.32)	(1,139,981.80)
HSCEI Futures 1/2023	30/01/2023	HKD	968.00	325,925,600.00	52,341.71	248,872.89
IBEX 35 INDX FUTR 1/2023	20/01/2023	EUR	(1,776.00)	(146,253,600.00)	991,008.00	(1,153,331.74)
JPN 10Y BOND(OSE) 3/2023	20/03/2023	JPY	104.00	15,118,480,000.00	(118,245.00)	(1,744,081.68)
LONG GILT FUTURE 3/2023	31/03/2023	GBP	95.00	9,488,600.00	9,639.03	(413,334.99)
MSCI EmgMkt 3/2023	20/03/2023	USD	(7,204.00)	(348,421,460.00)	2,497,321.43	330,081.22
MSCI EmgMkt 3/2023	20/03/2023	USD	2,054.00	99,341,710.00	(712,034.73)	(94,112.58)
NASDAQ 100 E-MINI 3/2023	17/03/2023	USD	595.00	129,891,475.00	(1,310,020.14)	(7,317,479.33)
NASDAQ 100 E-MINI 3/2023	17/03/2023	USD	(762.00)	(166,348,410.00)	1,677,706.47	5,134,675.41
NIKKEI 225 MINI 3/2023	10/03/2023	JPY	(22,362.00)	(57,794,589,000.00)	2,145,230.15	27,739,784.21
NIKKEI 225 MINI 3/2023	10/03/2023	JPY	13,667.00	35,322,361,500.00	(1,311,101.89)	(17,125,610.14)
OMXS30 IND FUTURE 1/2023	20/01/2023	SEK	11,740.00	2,419,907,500.00	(1,689,431.73)	(3,963,888.42)
OMXS30 IND FUTURE 1/2023	20/01/2023	SEK	(7,603.00)	(1,567,168,375.00)	1,094,101.31	2,567,073.56
S&P MID 400 EMINI 3/2023	17/03/2023	USD	(910.00)	(221,958,100.00)	1,440,858.20	2,614,826.00
S&P/TSX 60 IX FUT 3/2023	17/03/2023	CAD	1,235.00	289,582,800.00	(1,060,003.96)	(5,372,039.30)
S&P/TSX 60 IX FUT 3/2023	17/03/2023	CAD	(606.00)	(142,094,880.00)	520,131.50	2,635,996.60
S&P500 EMINI FUT 3/2023	17/03/2023	USD	(24,861.00)	(4,776,108,862.50)	34,356,092.19	110,939,489.67
S&P500 EMINI FUT 3/2023	17/03/2023	USD	23,081.00	4,434,148,612.50	(31,896,261.77)	(109,169,286.41)
SPI 200 FUTURES 3/2023	16/03/2023	AUD	(3,618.00)	(632,516,850.00)	(1,842,778.39)	9,184,507.46
SPI 200 FUTURES 3/2023	16/03/2023	AUD	1,793.00	313,461,225.00	913,239.82	(4,563,382.17)
SWISS MKT IX FUTR 3/2023	17/03/2023	CHF	1,939.00	207,317,880.00	(1,633,871.62)	(4,100,200.18)
SWISS MKT IX FUTR 3/2023	17/03/2023	CHF	(1,567.00)	(167,543,640.00)	1,320,410.95	3,313,570.72
US 10YR NOTE (CBT)3/2023	31/03/2023	USD	(6,461.00)	(723,632,000.00)	2,648,322.95	6,065,106.25

銘柄	満期日	通貨	買建/充建 コントラクト	通貨コミットメント	2022年12月29日から 2022年12月30日までの サブ・ファンド基準通貨建の 未実現評価益/(評価損) (ユーロ)	コントラクト開始から 2022年12月29日までの 既に換金済みの サブ・ファンド基準通貨建 未実現評価益/(評価損) (ユーロ)
US 10YR NOTE (CBT)3/2023	31/03/2023	USD	3,489.00	390,768,000.00	(1,430,118.99)	(5,094,892.08)
US 5YR NOTE (CBT) 3/2023	05/04/2023	USD	13,840.00	1,491,368,090.40	(3,343,072.84)	1,377,422.42
					8,094,953.72	3,019,437.88

●エクイティ・スワップ

原資産	通貨	原株式数	サブ・ファンド基準 通貨建コミットメント (ユーロ)	サブ・ファンド基準通貨建の 未実現評価益/(評価損) (ユーロ)	コントラクト開始から 2022年12月29日までの 既に換金済みの サブ・ファンド基準通貨建 未実現評価益/(評価損) (ユーロ)	満期日
取引相手: Barclays Bank Ireland PLC						
Accenture	USD	87,453.00	21,677,463.07	(2,275,326.57)	(6,038,178.74)	12/10/2023
Adobe	USD	87,803.00	27,534,941.83	(283,806.01)	289,510.18	12/10/2023
Advanced Micro Devices	USD	469,109.00	28,194,446.39	(2,865,592.99)	(21,768,908.52)	12/10/2023
Air Liquide	EUR	84,703.00	11,306,156.44	(230,392.16)	354,401.39	16/01/2023
Akamai Technologies	USD	74,628.00	5,891,371.42	(441,887.82)	(1,454,472.39)	12/10/2023
Allianz	EUR	2,951.00	592,855.90	(5,902.00)	57,503.27	16/01/2023
Alphabet	USD	906,760.00	73,918,759.17	(5,352,122.55)	(40,541,572.18)	12/10/2023
Automatic Data Processing	USD	136,589.00	30,527,292.78	(3,311,868.95)	4,809,437.21	12/10/2023
AutoZone	USD	4,348.00	10,039,405.11	51,042.71	2,383,160.60	12/10/2023
Bank of Nova Scotia/The	CAD	364,869.00	16,719,134.79	(502,584.27)	(2,434,212.76)	19/10/2023
Bristol-Myers Squibb	USD	878,481.00	58,963,206.86	(5,967,102.87)	15,508,795.59	12/10/2023
Cadence Design Systems	USD	183,609.00	27,501,354.60	(1,069,984.52)	(1,849,052.09)	12/10/2023
Centene	USD	185,364.00	14,200,791.01	(889,177.58)	255,213.51	12/10/2023
Check Point Software Technologies	USD	106,467.00	12,541,430.56	(665,325.24)	1,348,265.66	12/10/2023
Chubb	USD	18,447.00	3,826,454.12	66,885.17	398,856.23	12/10/2023
Cigna	USD	191,234.00	59,087,516.62	(1,703,879.08)	22,245,952.71	12/10/2023
Cisco Systems	USD	884,752.00	39,100,343.69	(1,765,608.06)	(7,097,137.99)	12/10/2023
Coca-Cola	USD	1,426,081.00	84,975,642.10	(494,355.15)	10,150,711.52	12/10/2023
Cognizant Technology Solutions	USD	167,203.00	8,857,129.92	(391,631.14)	(3,737,053.02)	12/10/2023
Colgate-Palmolive	USD	731,624.00	54,103,229.79	219,346.68	(287,257.89)	12/10/2023
Comcast	USD	1,358,323.00	44,369,636.39	(2,106,173.77)	(22,447,547.85)	12/10/2023
CVS Health	USD	719,585.00	62,779,552.35	(7,193,490.37)	6,109,966.13	12/10/2023
Deutsche Post	EUR	141,332.00	4,972,059.76	(395,022.94)	(162,538.37)	16/01/2023
Diageo	GBP	1,631,474.00	67,133,622.83	(1,448,374.65)	(1,320,558.09)	16/01/2023
eBay	USD	811,898.00	31,468,796.80	(1,787,567.62)	(22,212,973.28)	12/10/2023
Elevance Health	USD	89,179.00	42,675,746.32	(1,955,947.33)	8,836,938.12	12/10/2023
Estee Lauder Cos	USD	64,161.00	14,802,084.26	108,202.37	(5,334,727.90)	12/10/2023
Expeditors International of Washington	USD	235,479.00	23,109,968.85	(1,881,890.54)	(2,491,630.27)	12/10/2023
F5	USD	64,293.00	8,524,010.33	(742,711.10)	(4,378,235.53)	12/10/2023
Fiserv	USD	351,084.00	33,096,989.82	(608,521.48)	506,069.03	12/10/2023
Global Payments	USD	50,292.00	4,647,304.03	(47,589.75)	(183,026.87)	12/10/2023
GSK	GBP	607,607.00	9,847,543.21	(50,689.90)	498,558.93	16/01/2023

原資産	通貨	原株式数	サブ・ファンド基準 通貨建コミットメント (ユーロ)	サブ・ファンド基準通貨建の 未実現評価益/(評価損) (ユーロ)	2022年12月29日までの	満期日
					コントラクト開始から 既に換金済みの サブ・ファンド基準通貨建 未実現評価益/(評価損) (ユーロ)	
Hershey	USD	69,266.00	15,061,550.51	(467,246.17)	3,762,803.28	12/10/2023
Hoya	JPY	107,100.00	9,669,268.53	(829,555.51)	(3,114,281.21)	16/06/2023
Iberdrola	EUR	1,822,383.00	20,000,653.43	(36,447.68)	1,457,208.77	16/01/2023
Infosys ADR	USD	164,795.00	2,789,942.99	(52,494.78)	(728,408.27)	12/10/2023
Intuit	USD	20,270.00	7,325,762.40	(475,343.70)	(3,650,016.86)	12/10/2023
Johnson & Johnson	USD	414,807.00	68,686,924.79	(427,495.86)	5,090,546.57	12/10/2023
KDDI	JPY	779,206.00	22,048,701.86	(11,074.18)	3,333,255.63	16/06/2023
Laboratory Corp of America	USD	27,654.00	6,088,880.44	193,281.34	(286,095.84)	12/10/2023
Marsh & McLennan Cos	USD	74,022.00	11,469,300.94	(530,536.66)	458,149.66	12/10/2023
Mastercard	USD	68,005.00	21,976,188.32	(844,208.79)	(190,054.65)	12/10/2023
McDonald's	USD	243,356.00	59,954,929.27	(3,114,482.56)	5,092,422.43	12/10/2023
Medtronic	USD	565,512.00	40,902,727.69	(1,329,868.48)	(21,927,332.44)	12/10/2023
Merck	USD	148,088.00	15,371,405.37	252,513.38	3,651,150.69	12/10/2023
Microsoft	USD	456,582.00	101,826,747.82	(6,189,854.82)	(11,237,458.25)	12/10/2023
Mondelez International	USD	182,655.00	11,389,519.40	(141,181.77)	714,162.52	12/10/2023
Monster Beverage	USD	852,088.00	80,877,908.17	391,177.33	9,193,386.86	12/10/2023
Muenchener Rueckversicherungs- Gesellschaft AG in M NIKE	EUR	32,101.00	9,758,704.00	(102,723.20)	1,999,596.65	16/01/2023
Nippon Telegraph & Telephone	USD	352,638.00	38,506,543.21	1,480,131.39	(5,155,176.87)	12/10/2023
Novo Nordisk B	JPY	876,584.00	23,433,751.05	199,330.15	3,285,789.26	16/06/2023
Oracle	DKK	228,655.00	28,924,556.90	857,866.63	4,078,979.13	07/03/2023
PepsiCo	USD	235,716.00	17,919,142.02	(30,917.92)	(341,837.72)	12/10/2023
Pfizer	USD	158,109.00	26,791,206.01	(460,691.42)	2,713,575.76	12/10/2023
Procter & Gamble	USD	567,550.00	27,166,467.89	(568,959.10)	1,406,366.99	12/10/2023
Public Service Enterprise Group	USD	400,745.00	57,002,019.86	(244,047.64)	(59,244.70)	12/10/2023
Reckitt Benckiser Group	USD	300,945.00	17,376,905.75	284,774.86	(982,162.20)	12/10/2023
Rightmove	GBP	187,354.00	12,153,458.71	(101,384.43)	(832,726.08)	16/01/2023
Roche Holding	GBP	1,024,932.00	5,909,120.41	(443,704.00)	(1,738,087.11)	16/01/2023
Ross Stores	CHF	98,732.00	29,213,528.94	(1,157,715.76)	(609,170.46)	16/01/2023
Royal Bank of Canada	USD	186,950.00	20,153,152.20	(232,954.05)	473,509.53	12/10/2023
Sanofi	CAD	135,994.00	12,030,105.75	(407,592.78)	(85,731.92)	19/10/2023
Siemens	EUR	177,178.00	16,027,521.88	343,725.32	116,257.52	16/01/2023
Starbucks	EUR	50,589.00	6,558,357.96	(235,744.74)	(652,658.62)	16/01/2023
State Street	USD	497,424.00	45,960,514.25	(1,901,428.70)	(569,392.04)	12/10/2023
Stryker	USD	97,872.00	7,057,860.91	(301,680.69)	(815,952.18)	12/10/2023
Techtronc Industries	USD	71,907.00	16,325,014.51	(461,482.13)	(211,123.47)	12/10/2023
Texas Roadhouse	HKD	643,304.00	6,732,780.38	(610,665.50)	(4,962,473.54)	16/06/2023
TJX Cos	USD	298,496.00	25,602,950.11	(1,809,405.65)	2,411,725.31	12/10/2023
Toro	USD	237,972.00	17,611,288.03	51,279.86	2,347,555.41	12/10/2023
Tractor Supply	USD	288,328.00	30,238,849.79	126,963.19	4,707,759.34	12/10/2023
Unilever	USD	10,113.00	2,126,586.68	94,511.80	145,230.07	12/10/2023
UnitedHealth Group	GBP	378,536.00	17,846,714.65	256,050.43	875,510.38	16/01/2023
Verizon Communications	USD	27,397.00	13,548,469.12	(462,798.44)	2,161,978.29	12/10/2023
Vinci	USD	351,080.00	12,959,715.18	476,943.83	(5,141,877.27)	12/10/2023
Visa	EUR	405,665.00	37,974,300.65	(1,529,357.05)	955,464.06	16/01/2023
VMware	USD	217,569.00	42,125,647.20	(1,616,454.00)	1,941,944.68	12/10/2023
Waste Management	USD	87,501.00	9,981,844.53	(69,682.72)	(279,911.15)	12/10/2023
WW Grainger	USD	69,647.00	10,277,883.52	(605,540.98)	264,272.53	12/10/2023
	USD	24,357.00	12,729,262.35	(813,535.44)	2,447,773.69	12/10/2023
		27,834,911.00	2,090,450,877.45	(69,598,757.27)	(68,470,541.50)	

原資産	通貨	原株数	サブ・ファンド基準 通貨建コミットメント (ユーロ)	サブ・ファンド基準通貨建の 未実現評価益/(評価損) (ユーロ)	2022年12月29日までの 既に換金済みの サブ・ファンド基準通貨建 未実現評価益/(評価損) (ユーロ)	満期日
取引相手: BofA Securities Europe SA						
Accenture	USD	367,016.00	90,974,303.76	(5,690,836.93)	(19,956,813.71)	17/03/2023
Advanced Micro Devices	USD	868,531.00	52,200,556.19	(1,936,669.12)	(26,666,184.66)	15/03/2023
Akamai Technologies	USD	73,368.00	5,791,903.01	(91,422.16)	(1,747,557.00)	17/03/2023
Alphabet	USD	1,346,960.00	109,803,709.75	(4,858,571.21)	(46,422,178.69)	17/03/2023
Automatic Data Processing	USD	488,408.00	109,157,941.07	(4,685,715.01)	11,674,938.26	17/03/2023
AutoZone	USD	29,096.00	67,181,814.85	2,889,018.68	11,845,437.66	17/03/2023
Bristol-Myers Squibb	USD	45,239.00	3,036,419.13	(142,411.62)	635,469.08	17/03/2023
Cadence Design Systems	USD	323,106.00	48,395,518.08	(714,414.35)	(4,330,956.67)	17/03/2023
Check Point Software Technologies	USD	102,794.00	12,108,764.34	(403,529.17)	1,135,962.03	17/03/2023
Chubb	USD	25,650.00	5,320,569.64	207,391.67	452,288.18	17/03/2023
Cigna	USD	24,307.00	7,510,381.35	(37,803.55)	2,676,450.78	17/03/2023
Cisco Systems	USD	372,181.00	16,448,004.66	(341,722.38)	(3,254,294.04)	17/03/2023
Coca-Cola	USD	1,721,397.00	102,572,585.56	790,260.49	8,314,974.13	17/03/2023
Cognizant Technology Solutions	USD	154,208.00	8,168,754.69	27,450.71	(3,899,972.18)	17/03/2023
Colgate-Palmolive	USD	691,204.00	51,114,190.96	679,968.33	(659,469.84)	17/03/2023
Comcast	USD	306,135.00	9,999,903.29	73,138.55	(5,490,114.82)	17/03/2023
eBay	USD	244,945.00	9,493,956.67	(211,129.81)	(7,227,230.90)	17/03/2023
Edison International	USD	19,627.00	1,178,888.81	(48,177.95)	(63,628.98)	17/03/2023
Elevance Health	USD	154,038.00	73,713,392.29	258,329.53	9,449,741.56	17/03/2023
Estee Lauder Cos	USD	36,526.00	8,426,628.79	193,007.58	(2,607,212.44)	17/03/2023
Expeditors International of Washington	USD	322,826.00	31,682,225.61	(1,382,222.16)	(3,053,263.30)	17/03/2023
F5	USD	80,991.00	10,737,842.70	(364,226.17)	(6,093,482.36)	17/03/2023
Fiserv	USD	194,189.00	18,306,363.59	391,161.62	68,988.68	17/03/2023
Hershey	USD	288,547.00	62,743,123.84	(554,196.23)	13,653,586.89	17/03/2023
Infosys ADR	USD	1,056,315.00	17,883,179.88	(98,966.13)	(5,427,402.12)	17/03/2023
Intuit	USD	3,090.00	1,116,754.11	(31,208.32)	(376,677.05)	17/03/2023
Johnson & Johnson	USD	681,871.00	112,909,430.41	(479,132.67)	7,708,320.33	17/03/2023
Marsh & McLennan Cos	USD	613,536.00	95,064,021.81	(1,563,515.18)	2,435,252.04	17/03/2023
McDonald's	USD	448,699.00	110,544,703.27	(3,686,785.24)	8,148,831.80	17/03/2023
Medtronic	USD	112,680.00	8,149,993.91	(54,896.33)	(4,187,446.68)	17/03/2023
Merck	USD	101,761.00	10,562,703.13	110,594.24	2,582,990.90	17/03/2023
Meta Platforms	USD	40,725.00	4,517,962.48	86,230.85	(3,919,259.77)	15/06/2023
Microsoft	USD	678,300.00	151,274,213.71	(6,971,425.49)	(25,310,072.49)	17/03/2023
Monster Beverage	USD	566,882.00	53,806,919.40	881,645.30	6,199,328.82	17/03/2023
NIKE	USD	854,951.00	93,356,948.56	6,440,067.49	(29,645,520.58)	17/03/2023
Oracle	USD	291,112.00	22,130,348.70	291,834.77	(2,507,045.49)	17/03/2023
Paychex	USD	201,429.00	21,740,404.55	(354,791.32)	(1,995,429.42)	17/03/2023
PepsiCo	USD	701,569.00	118,879,251.73	400,952.91	10,854,386.59	17/03/2023
Pfizer	USD	51,983.00	2,488,229.23	(122,731.21)	178,634.74	17/03/2023
Procter & Gamble	USD	711,130.00	101,151,221.81	473,042.86	852,685.76	17/03/2023
Public Service Enterprise Group	USD	633.00	36,550.14	765.04	(2,410.36)	17/03/2023
Rightmove	GBP	922,666.00	5,319,518.25	(334,940.36)	(2,073,788.82)	17/03/2023
Ross Stores	USD	302,947.00	32,657,592.94	388,848.45	1,149,919.88	17/03/2023
Starbucks	USD	408,721.00	37,764,618.00	(524,614.95)	19,604.31	17/03/2023
State Street	USD	1,456.00	104,996.79	(1,759.72)	23,931.76	15/11/2023
Stryker	USD	266,310.00	60,460,241.91	(668,675.49)	(2,939,233.13)	17/03/2023
Techtron Industries	HKD	675,451.00	7,069,228.91	(486,973.29)	(4,318,241.81)	15/08/2023
Texas Roadhouse	USD	572,689.00	49,121,354.71	(4,008,045.00)	5,946,973.76	17/03/2023

原資産	通貨	原株式数	サブ・ファンド基準 通貨建コミットメント (ユーロ)	サブ・ファンド基準通貨建の 未実現評価益/(評価損) (ユーロ)	2022年12月29日までの 既に換金済みの サブ・ファンド基準通貨建 未実現評価益/(評価損) (ユーロ)	満期日
TJX Cos	USD	554,250.00	41,017,667.59	171,361.32	6,281,038.74	17/03/2023
Toro	USD	400,448.00	41,997,610.08	75,035.94	6,006,430.28	17/03/2023
Unilever	GBP	989,212.00	46,638,058.98	501,844.22	2,960,077.53	17/03/2023
UnitedHealth Group	USD	124,212.00	61,425,792.81	17,456.13	7,807,518.85	17/03/2023
Verizon Communications	USD	157,610.00	5,817,992.22	240,693.59	(2,297,026.74)	17/03/2023
VMware	USD	4,691.00	535,134.83	(5,405.85)	(8,559.37)	17/03/2023
Waste Management	USD	347,254.00	51,244,650.34	(1,906,505.31)	471,085.74	17/03/2023
WW Grainger	USD	111,858.00	58,458,341.67	(389,855.02)	8,144,876.58	17/03/2023
		21,237,730.00	2,341,313,379.49	(27,563,174.43)	(78,800,635.76)	
		49,072,641.00	4,431,764,256.94	(97,161,931.70)	(147,271,177.26)	

●トータル・リターン・スワップ

原資産	通貨	数量	サブ・ファンド基準 通貨建コミットメント (ユーロ)	サブ・ファンド基準通貨建の 未実現評価益/(評価損) (ユーロ)	2022年12月29日までの 既に換金済みの サブ・ファンド基準通貨建 未実現評価益/(評価損) (ユーロ)	満期日
取引相手: Barclays Bank Ireland PLC						
S&P 500 Total Return 4 JAN 1988 Index against variable rate USONBFR	USD	(33,574.00)	(255,838,692.69)	11,276,655.25	40,032,216.26	12/07/2023
S&P 500 Total Return 4 JAN 1988 Index against variable rate USONBFR	USD	(74,752.00)	(569,620,955.38)	25,107,301.30	89,131,120.18	13/09/2023
S&P 500 Total Return 4 JAN 1988 Index against variable rate USONBFR	USD	(38,626.00)	(294,335,656.87)	12,973,493.96	46,056,007.15	12/05/2023
S&P 500 Total Return 4 JAN 1988 Index against variable rate USONBFR	USD	(37,543.00)	(286,083,041.63)	12,609,741.72	44,764,683.80	18/05/2023
		(184,495.00)	(1,405,878,346.57)	61,967,192.23	219,984,027.39	
取引相手: BofA Securities Europe SA						
S&P 500 Total Return 4 JAN 1988 Index against variable rate USONBFR	USD	(12,013.00)	(91,540,782.01)	1,792,332.62	(6,005,084.80)	15/06/2023
S&P 500 Total Return 4 JAN 1988 Index against variable rate USONBFR	USD	(28,347.00)	(216,008,203.42)	4,229,355.94	17,415,957.77	25/08/2023
S&P 500 Total Return 4 JAN 1988 Index against variable rate USONBFR	USD	(29,385.00)	(223,917,912.21)	4,384,224.93	7,592,940.45	29/08/2023
S&P 500 Total Return 4 JAN 1988 Index against variable rate USONBFR	USD	(29,098.00)	(221,730,931.07)	4,341,404.69	5,090,638.72	30/08/2023
S&P 500 Total Return 4 JAN 1988 Index against variable rate USONBFR	USD	(46,933.00)	(357,636,187.64)	7,002,376.33	9,330,262.74	15/09/2023
		(145,776.00)	(1,110,834,016.35)	21,749,694.51	33,424,714.88	
		(330,271.00)	(2,516,712,362.92)	83,716,886.74	253,408,742.27	

●外為オプション(店頭)

銘柄	買い/ 売り	プット/ コール	行使レート	満期日	通貨	買建/ (売建) 金額	サブ・ファンド 基準通貨建 コミットメント* (ユーロ)	サブ・ファンド 基準通貨建 市場価値 (ユーロ)
取引相手: JP Morgan SE								
FXO EUR/USD Delta 25 End 20230110	買い	Put	1.1029	10/01/2023	EUR USD	8,222,821.00 (9,068,949.28)	— —	257,615.06 —
							<u>257,615.06</u>	
取引相手: BNP Paribas SA								
FXO GBP/USD Delta 25 End 20230110	買い	Put	1.2931	10/01/2023	GBP USD	5,308,588.00 (6,864,535.14)	— —	422,107.91 —
							<u>422,107.91</u>	
							<u>679,722.97</u>	

(*)買建オプションの場合、開示されたコミットメントはない。売建オプションにのみ適用される。

Barclays Bank Ireland PLCは、クレジット・デフォルト・スワップ、エクイティ・スワップ、外国為替先渡契約およびトータル・リターン・スワップの現金担保として合計純額112,020,000.00ユーロを受け取り、非現金担保として合計純額116,188.24ユーロを支払った。

BNP Paribas SAは、合計純額280,000.00ユーロを外国為替先渡契約および外為オプション(店頭)の現金担保として支払った。

BofA Securities Europe SAは、エクイティ・スワップ、外国為替先渡契約およびトータル・リターン・スワップの現金担保として合計純額2,850,000.00ユーロおよび非現金担保として3,945,357.85ユーロを支払った。

Citibank Europe PLCは、合計純額2,110,000.00ユーロを外国為替先渡契約の現金担保として受け取った。

Deutsche Bank AGは、合計純額720,000.00ユーロをクレジット・デフォルト・スワップおよび外国為替先渡契約の現金担保として支払った。

Goldman Sachs Bank Europe SEは、合計純額2,210,000.00ユーロを外国為替先渡契約の現金担保として支払った。

JP Morgan SEは、合計純額3,960,000.00ユーロをクレジット・デフォルト・スワップ、外国為替先渡契約および外為オプション(店頭)の現金担保として受け取った。

Societe Generale SAは、合計純額270,000.00ユーロを外国為替先渡契約の現金担保として受け取った。

野村マネー マザーファンド

運用報告書

第20期（決算日2022年8月19日）

作成対象期間（2021年8月20日～2022年8月19日）

受益者のみなさまへ

平素は格別のご愛顧を賜り、厚く御礼申し上げます。
当作成対象期間の運用状況等についてご報告申し上げます。
今後とも一層のお引立てを賜りますよう、お願い申し上げます。

●当ファンドの仕組みは次の通りです。

運用方針	本邦通貨表示の公社債等に投資を行ない、安定した収益と流動性の確保を図ることを目的として運用を行ないます。
主な投資対象	本邦通貨表示の短期有価証券を主要投資対象とします。
主な投資制限	株式への投資は行ないません。

野村アセットマネジメント

東京都江東区豊洲二丁目2番1号

<http://www.nomura-am.co.jp/>

○最近5期の運用実績

決算期	基準価額	騰落率		債組入比率	債券先物比率	純総資産額
		期騰	中率			
	円		%	%	%	百万円
16期(2018年8月20日)	10,206		△0.0	38.7	—	13,511
17期(2019年8月19日)	10,205		△0.0	59.3	—	8,458
18期(2020年8月19日)	10,203		△0.0	68.2	—	3,175
19期(2021年8月19日)	10,200		△0.0	60.1	—	9,159
20期(2022年8月19日)	10,199		△0.0	57.5	—	7,850

*債券先物比率は買い建て比率－売り建て比率。

*当ファンドでは、値動きを表す適切な指数が存在しないため、ベンチマーク等はありません。

○当期中の基準価額と市況等の推移

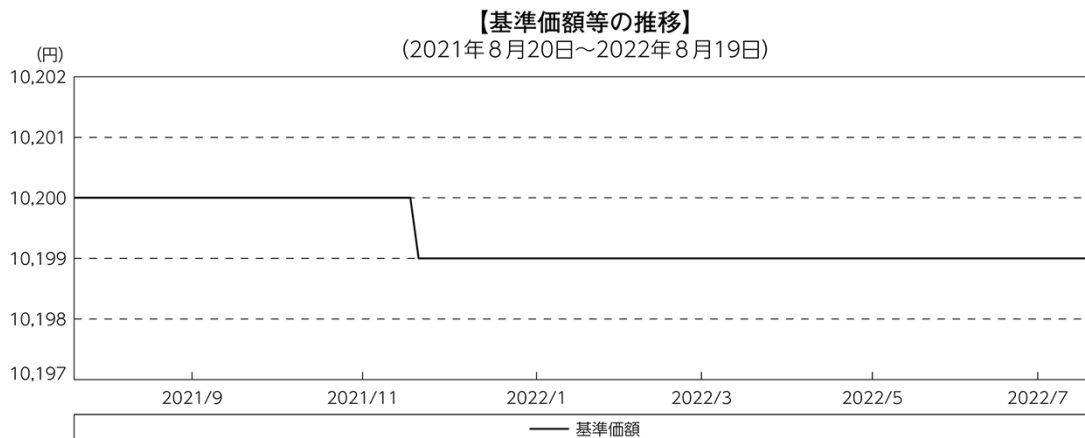
年月日	基準価額	騰落率		債組入比率	債券先物比率
		騰	落率		
(期首) 2021年8月19日	円 10,200		% —	% 60.1	% —
8月末	10,200		0.0	56.8	—
9月末	10,200		0.0	55.1	—
10月末	10,200		0.0	51.6	—
11月末	10,200		0.0	54.5	—
12月末	10,199		△0.0	52.1	—
2022年1月末	10,199		△0.0	57.1	—
2月末	10,199		△0.0	57.5	—
3月末	10,199		△0.0	59.5	—
4月末	10,199		△0.0	60.1	—
5月末	10,199		△0.0	62.0	—
6月末	10,199		△0.0	55.6	—
7月末	10,199		△0.0	53.7	—
(期末) 2022年8月19日	10,199		△0.0	57.5	—

*騰落率は期首比です。

*債券先物比率は買い建て比率－売り建て比率。

◎運用経過

○期中の基準価額等の推移



○基準価額の主な変動要因

投資している短期有価証券やコール・ローンなどのマイナス金利環境を要因とする支払利息等。

○投資環境

国内経済は、新型コロナウイルス感染症による厳しい状況が緩和される中で、消費や雇用環境などには持ち直しの動きが見られました。このような中、日本銀行は「長短金利操作付き量的・質的金融緩和」を継続し、2021年12月には、2022年3月末が期限となっていた「新型コロナ対応資金繰り支援特別プログラム」について中小企業向けに部分的な延長を決定しました。

TDB(国庫短期証券)3ヵ月物の利回りは、期を通して概ね-0.1%台で推移しました。また、無担保コール翌日物金利は0~-0.05%程度で推移しました。

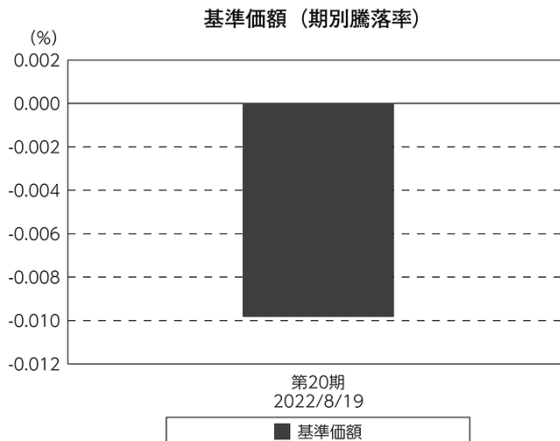
○当ファンドのポートフォリオ

残存1年以内の公社債等の短期有価証券への投資を行ない、あわせてコール・ローン等で運用を行なうことで流動性の確保を図りました。

○当ファンドのベンチマークとの差異

当ファンドでは、値動きを表す適切な指数が存在しないため、ベンチマーク等はありません。

グラフは、期中の当ファンドの期別基準価額騰落率です。



◎今後の運用方針

残存1年以内の公社債やコマーシャル・ペーパー等の短期有価証券への投資を行ない、あわせてコール・ローン等で運用を行なうことで流動性の確保を図って運用いたします。

日本銀行によるマイナス金利政策のもと、主要な投資対象となる公社債の利回りや余資運用の際のコール・ローンの金利もマイナスとなる中、マイナス利回りの資産への投資等を通じて、基準価額が下落することが想定されますのでご注意ください。

引き続きご愛顧賜りますよう、よろしくお願い申し上げます。

○1万口当たりの費用明細

(2021年8月20日～2022年8月19日)

該当事項はございません。

○売買及び取引の状況

(2021年8月20日～2022年8月19日)

公社債

		買付額	売付額
国内	地方債証券	千円 4,055,682	千円 — (4,600,000)
	特殊債券	7,031,417	— (6,457,000)
	社債券（投資法人債券を含む）	2,136,048	— (3,130,000)

*金額は受け渡し代金。(経過利子分は含まれておりません。)

*単位未満は切り捨て。

*（ ）内は償還等による増減分です。

*社債券（投資法人債券を含む）には新株予約権付社債（転換社債）は含まれておりません。

○利害関係人との取引状況等

(2021年8月20日～2022年8月19日)

利害関係人との取引状況

区分	買付額等 A	うち利害関係人 との取引状況B		売付額等 C	うち利害関係人 との取引状況D	
		百万円	%		百万円	%
公社債	百万円 13,223	百万円 30	% 0.2	百万円 —	百万円 —	% —

利害関係人とは、投資信託及び投資法人に関する法律第11条第1項に規定される利害関係人であり、当ファンドに係る利害関係人とは野村證券株式会社です。

(2022年8月19日現在)

○組入資産の明細

国内公社債

(A)国内(邦貨建)公社債 種類別開示

区 分	当 期		末				
	額 面 金 額	評 価 額	組 入 比 率	うちBB格以下 組 入 比 率	残存期間別組入比率		
					5年以上	2年以上	2年未満
	千円	千円	%	%	%	%	%
地方債証券	750,000 (750,000)	750,520 (750,520)	9.6 (9.6)	— (—)	— (—)	— (—)	9.6 (9.6)
特殊債券 (除く金融債)	2,430,000 (2,430,000)	2,431,889 (2,431,889)	31.0 (31.0)	— (—)	— (—)	— (—)	31.0 (31.0)
金融債券	530,000 (530,000)	530,049 (530,049)	6.8 (6.8)	— (—)	— (—)	— (—)	6.8 (6.8)
普通社債券 (含む投資法人債券)	800,000 (800,000)	800,923 (800,923)	10.2 (10.2)	— (—)	— (—)	— (—)	10.2 (10.2)
合 計	4,510,000 (4,510,000)	4,513,382 (4,513,382)	57.5 (57.5)	— (—)	— (—)	— (—)	57.5 (57.5)

* () 内は非上場債で内書きです。

*組入比率は、純資産総額に対する評価額の割合。

*金額の単位未満は切り捨て。

*評価については金融商品取引業者、価格情報会社等よりデータを入手しています。

*残存期間が1年以内の公社債は原則として償却原価法により評価しています。

(B)国内(邦貨建)公社債 銘柄別開示

銘柄	利 率	当 期 末	
		額 面 金 額	評 価 額
地方債証券	%	千円	千円
東京都 公募第711回	0.82	300,000	300,218
福岡県 公募平成24年度第4回	0.84	50,000	50,007
千葉県 公募平成24年度第5回	0.82	100,000	100,074
共同発行市場地方債 公募第114回	0.82	300,000	300,220
小 計		750,000	750,520
特殊債券(除く金融債)			
日本高速道路保有・債務返済機構債券 財投機関債第96回	0.796	300,000	300,221
日本高速道路保有・債務返済機構承継 財投機関債第13回	2.28	150,000	150,305
地方公共団体金融機構債券 第40回	0.825	110,000	110,101
地方公共団体金融機構債券 第41回	0.801	100,000	100,146
地方公共団体金融機構債券 第42回	0.801	40,000	40,086
日本政策金融公庫社債 第30回財投機関債	0.825	300,000	300,456
都市再生債券 財投機関債第68回	0.854	200,000	200,159
都市再生債券 財投機関債第71回	0.767	200,000	200,131
日本学生支援債券 財投機関債第60回	0.001	300,000	300,000
日本学生支援債券 財投機関債第61回	0.001	100,000	100,000
国際協力機構債券 第14回財投機関債	0.825	300,000	300,221
東日本高速道路 第48回	0.09	100,000	100,032
西日本高速道路 第37回	0.09	130,000	130,016
西日本高速道路 第38回	0.09	100,000	100,010
小 計		2,430,000	2,431,889
金融債券			
商工債券 利付第811回い号	0.17	30,000	30,018
しんきん中金債券 利付第333回	0.09	200,000	200,011
商工債券 利付(3年)第236回	0.02	300,000	300,019
小 計		530,000	530,049
普通社債券(含む投資法人債券)			
伊藤忠商事 第67回社債間限定同順位特約付	0.964	100,000	100,052
東京三菱銀行 第57回特定社債間限定同順位特約付	2.22	100,000	100,408
三井不動産 第46回社債間限定同順位特約付	0.964	200,000	200,063
三菱地所 第111回担保提供制限等財務上特約無	0.929	300,000	300,205
電源開発 第35回社債間限定同順位特約付	1.126	100,000	100,193
小 計		800,000	800,923
合 計		4,510,000	4,513,382

*額面・評価額の単位未満は切り捨て。

○投資信託財産の構成

(2022年8月19日現在)

項 目	当 期 末	
	評 価 額	比 率
	千円	%
公社債	4,513,382	57.5
コール・ローン等、その他	3,340,370	42.5
投資信託財産総額	7,853,752	100.0

*金額の単位未満は切り捨て。

○資産、負債、元本及び基準価額の状況 (2022年8月19日現在)

項目	当期末
	円
(A) 資産	7,853,752,692
コール・ローン等	3,326,621,034
公社債(評価額)	4,513,382,357
未収利息	7,215,305
前払費用	6,533,996
(B) 負債	3,470,854
未払解約金	3,470,000
未払利息	854
(C) 純資産総額(A-B)	7,850,281,838
元本	7,697,164,972
次期繰越損益金	153,116,866
(D) 受益権総口数	7,697,164,972口
1万口当たり基準価額(C/D)	10,199円

(注) 期首元本額は8,979,256,768円、期中追加設定元本額は3,202,453,404円、期中一部解約元本額は4,484,545,200円、1口当たり純資産額は1.0199円です。

○損益の状況 (2021年8月20日～2022年8月19日)

項目	当期
	円
(A) 配当等収益	23,315,784
受取利息	23,990,043
支払利息	△ 674,259
(B) 有価証券売買損益	△ 24,456,523
売買損	△ 24,456,523
(C) 当期損益金(A+B)	△ 1,140,739
(D) 前期繰越損益金	179,893,174
(E) 追加信託差損益金	63,852,596
(F) 解約差損益金	△ 89,488,165
(G) 計(C+D+E+F)	153,116,866
次期繰越損益金(G)	153,116,866

* 損益の状況の中で(B)有価証券売買損益は期末の評価換えによるものを含みます。

* 損益の状況の中で(E)追加信託差損益金とあるのは、信託の追加設定の際、追加設定をした価額から元本を差し引いた差額分をいいます。

* 損益の状況の中で(F)解約差損益金とあるのは、中途解約の際、元本から解約価額を差し引いた差額分をいいます。

○当マザーファンドを投資対象とする投資信託の当期末元本額

ファンド名	当期末 元本額
	円
野村日経225ターゲット(公社債運用移行型)プライス(適格機関投資家専用)	1,997,050,289
野村日経225ターゲット(公社債運用移行型)Rプライス(適格機関投資家専用)	1,941,761,887
野村日経225ターゲット(公社債運用移行型)ハイブリッド30(適格機関投資家専用)	1,503,668,510
ノムラスマートプレミアムファンドハイブリッド30(非課税適格機関投資家専用)	1,248,281,712
野村世界業種別投資シリーズ(マネーボール・ファンド)	441,709,194
ノムラスマートプレミアムファンドハイブリッド50(適格機関投資家販売制限付)	188,174,367
ノムラ・アジア・シリーズ(マネーボール・ファンド)	128,372,175
野村DC運用戦略ファンド	85,180,134
野村世界高金利通貨投信	34,318,227
野村DC運用戦略ファンド(マイルド)	7,492,405
ネクストコア	2,282,012
野村グローバル・ハイ・イールド債券投信(円コース)毎月分配型	984,834
野村グローバル・ハイ・イールド債券投信(資源国通貨コース)毎月分配型	984,834
野村グローバル・ハイ・イールド債券投信(アジア通貨コース)毎月分配型	984,834
野村グローバル・ハイ・イールド債券投信(円コース)年2回決算型	984,834
野村グローバル・ハイ・イールド債券投信(資源国通貨コース)年2回決算型	984,834
野村グローバル・ハイ・イールド債券投信(アジア通貨コース)年2回決算型	984,834
野村グローバルCB投信(円コース)毎月分配型	984,543
野村グローバルCB投信(資源国通貨コース)毎月分配型	984,543
野村グローバルCB投信(アジア通貨コース)毎月分配型	984,543
野村グローバルCB投信(円コース)年2回決算型	984,543
野村グローバルCB投信(資源国通貨コース)年2回決算型	984,543
野村グローバルCB投信(アジア通貨コース)年2回決算型	984,543
野村ドイツ・高配当インフラ関連株投信(円コース)毎月分配型	984,252

ファンド名	当期末 元本額
	円
野村ドイツ・高配当インフラ関連株投信(豪ドルコース)毎月分配型	984,252
野村ドイツ・高配当インフラ関連株投信(ブラジルリアルコース)毎月分配型	984,252
野村ドイツ・高配当インフラ関連株投信(円コース)年2回決算型	984,252
野村ドイツ・高配当インフラ関連株投信(豪ドルコース)年2回決算型	984,252
野村ドイツ・高配当インフラ関連株投信(ブラジルリアルコース)年2回決算型	984,252
野村米国ブランド株投資(資源国通貨コース)毎月分配型	983,768
野村米国ブランド株投資(アジア通貨コース)毎月分配型	983,768
野村米国ブランド株投資(円コース)年2回決算型	983,768
野村米国ブランド株投資(資源国通貨コース)年2回決算型	983,768
野村米国ブランド株投資(アジア通貨コース)年2回決算型	983,768
ノムラ・グローバルトレンド(円コース)毎月分配型	983,672
ノムラ・グローバルトレンド(資源国通貨コース)毎月分配型	983,672
ノムラ・グローバルトレンド(アジア通貨コース)毎月分配型	983,672
ノムラ・グローバルトレンド(円コース)年2回決算型	983,672
ノムラ・グローバルトレンド(資源国通貨コース)年2回決算型	983,672
ノムラ・グローバルトレンド(アジア通貨コース)年2回決算型	983,672
野村テンプレートン・トータル・リターン Aコース	983,381
野村テンプレートン・トータル・リターン Cコース	983,381
野村テンプレートン・トータル・リターン Dコース	983,381
野村グローバル高配当株プレミアム(円コース)毎月分配型	983,091
野村グローバル高配当株プレミアム(通貨セレクトコース)毎月分配型	983,091
野村グローバル高配当株プレミアム(円コース)年2回決算型	983,091
野村グローバル高配当株プレミアム(通貨セレクトコース)年2回決算型	983,091
野村アジアハイ・イールド債券投信(円コース)毎月分配型	982,898

ファンド名	当期末
	元本額
	円
野村アジアハイ・イールド債券投信(通貨セレクトコース)毎月分配型	982,898
野村アジアハイ・イールド債券投信(アジア通貨セレクトコース)毎月分配型	982,898
野村アジアハイ・イールド債券投信(円コース)年2回決算型	982,898
野村アジアハイ・イールド債券投信(通貨セレクトコース)年2回決算型	982,898
野村アジアハイ・イールド債券投信(アジア通貨セレクトコース)年2回決算型	982,898
野村豪ドル債オープン・プレミアム毎月分配型	982,801
欧州ハイ・イールド・ボンド・ファンド(欧州通貨コース)	982,609
欧州ハイ・イールド・ボンド・ファンド(円コース)	982,609
欧州ハイ・イールド・ボンド・ファンド(豪ドルコース)	982,609
野村日本ブランド株投資(円コース)毎月分配型	982,609
野村日本ブランド株投資(資源国通貨コース)毎月分配型	982,609
野村日本ブランド株投資(アジア通貨コース)毎月分配型	982,609
野村日本ブランド株投資(資源国通貨コース)年2回決算型	982,609
野村日本ブランド株投資(アジア通貨コース)年2回決算型	982,609
野村米国ハイ・イールド債券投信(通貨セレクトコース)毎月分配型	982,609
野村ドイチェ・高配当インフラ関連株投信(通貨セレクトコース)毎月分配型	982,609
野村新世界高金利通貨投信	982,608
野村米国ハイ・イールド債券投信(円コース)毎月分配型	982,608
野村米国ハイ・イールド債券投信(豪ドルコース)毎月分配型	982,608
野村米国ハイ・イールド債券投信(ブラジルレアルコース)毎月分配型	982,608
野村米国ハイ・イールド債券投信(南アフリカランドコース)毎月分配型	982,608
野村米国ハイ・イールド債券投信(トルコリラコース)毎月分配型	982,608
野村米国ハイ・イールド債券投信(豪ドルコース)年2回決算型	982,608
野村米国ハイ・イールド債券投信(ブラジルレアルコース)年2回決算型	982,608
野村日本ブランド株投資(豪ドルコース)毎月分配型	982,608
野村日本ブランド株投資(ブラジルレアルコース)毎月分配型	982,608
野村日本ブランド株投資(円コース)年2回決算型	982,608
野村日本ブランド株投資(豪ドルコース)年2回決算型	982,608
野村日本ブランド株投資(ブラジルレアルコース)年2回決算型	982,608
野村日本ブランド株投資(トルコリラコース)年2回決算型	982,608
野村新米国ハイ・イールド債券投信(円コース)毎月分配型	982,608
野村新米国ハイ・イールド債券投信(豪ドルコース)毎月分配型	982,608
野村新米国ハイ・イールド債券投信(ブラジルレアルコース)毎月分配型	982,608
野村新米国ハイ・イールド債券投信(南アフリカランドコース)毎月分配型	982,608
野村新米国ハイ・イールド債券投信(トルコリラコース)毎月分配型	982,608
野村新米国ハイ・イールド債券投信(ブラジルレアルコース)年2回決算型	982,608
野村新エマージング債券投信(円コース)毎月分配型	982,608
野村新エマージング債券投信(ブラジルレアルコース)毎月分配型	982,608
野村新エマージング債券投信(インドネシアルピアコース)毎月分配型	982,608
野村新エマージング債券投信(円コース)年2回決算型	982,608
野村新エマージング債券投信(ブラジルレアルコース)年2回決算型	982,608
野村新エマージング債券投信(中国元コース)年2回決算型	982,608
野村アジアCP投信(毎月分配型)	982,608
野村PIMCO新興国インフラ関連債券投信(アジア通貨コース)毎月分配型	982,608
野村グローバルREITプレミアム(円コース)毎月分配型	982,608
野村グローバルREITプレミアム(通貨セレクトコース)毎月分配型	982,608
野村グローバルREITプレミアム(円コース)年2回決算型	982,608
野村グローバルREITプレミアム(通貨セレクトコース)年2回決算型	982,608
野村日本ブランド株投資(トルコリラコース)毎月分配型	982,607
野村新エマージング債券投信(豪ドルコース)毎月分配型	982,607
野村新エマージング債券投信(中国元コース)毎月分配型	982,607
野村PIMCO新興国インフラ関連債券投信(円コース)毎月分配型	982,607
野村PIMCO新興国インフラ関連債券投信(資源国通貨コース)毎月分配型	982,607
野村日本高配当株プレミアム(円コース)毎月分配型	982,415
野村日本高配当株プレミアム(通貨セレクトコース)毎月分配型	982,415
野村日本高配当株プレミアム(円コース)年2回決算型	982,415
野村日本高配当株プレミアム(通貨セレクトコース)年2回決算型	982,415
野村高配当インフラ関連株プレミアム(円コース)毎月分配型	982,029

ファンド名	当期末
	元本額
	円
野村高配当インフラ関連株プレミアム(通貨セレクトコース)毎月分配型	982,029
野村高配当インフラ関連株プレミアム(円コース)年2回決算型	982,029
野村高配当インフラ関連株プレミアム(通貨セレクトコース)年2回決算型	982,029
野村カルミニャック・ファンド Aコース	981,547
野村カルミニャック・ファンド Bコース	981,547
野村通貨選択日本株投信(米ドルコース)毎月分配型	981,451
野村通貨選択日本株投信(豪ドルコース)年2回決算型	981,451
野村エマージング債券プレミアム毎月分配型	981,451
野村エマージング債券プレミアム年2回決算型	981,451
ノムラ THE USA Aコース	981,258
ノムラ THE USA Bコース	981,258
野村グローバルボンド投信 Bコース	980,489
野村グローバルボンド投信 Dコース	980,489
野村グローバルボンド投信 Fコース	980,489
野村高配当インフラ関連株ファンド(米ドルコース)毎月分配型	980,297
野村高配当インフラ関連株ファンド(通貨セレクトコース)毎月分配型	980,297
野村高配当インフラ関連株ファンド(米ドルコース)年2回決算型	980,297
グローバル・ストック Bコース	979,528
グローバル・ストック Dコース	979,528
野村通貨選択日本株投信(メキシコペソコース)毎月分配型	626,503
野村豪ドル債オープン・プレミアム年2回決算型	491,401
野村通貨選択日本株投信(ブラジルレアルコース)毎月分配型	398,357
野村通貨選択日本株投信(メキシコペソコース)年2回決算型	373,897
野村通貨選択日本株投信(豪ドルコース)毎月分配型	177,539
野村通貨選択日本株投信(インドネシアルピアコース)毎月分配型	149,947
野村通貨選択日本株投信(豪ドルコース)年2回決算型	132,547
野村通貨選択日本株投信(トルコリラコース)毎月分配型	123,377
野村通貨選択日本株投信(ブラジルレアルコース)年2回決算型	100,946
野村米国ハイ・イールド債券投信(通貨セレクトコース)年2回決算型	98,262
野村米国ハイ・イールド債券投信(米ドルコース)毎月分配型	98,261
野村米国ハイ・イールド債券投信(ユーロコース)毎月分配型	98,261
野村米国ハイ・イールド債券投信(円コース)年2回決算型	98,261
野村米国ハイ・イールド債券投信(豪ドルコース)年2回決算型	98,261
野村米国ハイ・イールド債券投信(トルコリラコース)年2回決算型	98,261
野村日本ブランド株投資(南アフリカランドコース)毎月分配型	98,261
野村新米国ハイ・イールド債券投信(円コース)年2回決算型	98,261
野村新米国ハイ・イールド債券投信(南アフリカランドコース)年2回決算型	98,261
野村新エマージング債券投信(米ドルコース)毎月分配型	98,261
野村新エマージング債券投信(インドネシアルピアコース)年2回決算型	98,261
野村新エマージング債券投信(南アフリカランドコース)毎月分配型	98,261
野村新エマージング債券投信(米ドルコース)年2回決算型	98,261
野村新エマージング債券投信(インドネシアルピアコース)年2回決算型	98,261
野村ドイチェ・高配当インフラ関連株投信(米ドルコース)毎月分配型	98,261
野村ドイチェ・高配当インフラ関連株投信(米ドルコース)年2回決算型	98,261
野村PIMCO新興国インフラ関連債券投信(円コース)年2回決算型	98,261
野村PIMCO新興国インフラ関連債券投信(資源国通貨コース)年2回決算型	98,261
野村米国ブランド株投資(円コース)毎月分配型	98,261
野村テンブルトン・トータル・リターン Bコース	98,261
野村ドイチェ・高配当インフラ関連株投信(通貨セレクトコース)年2回決算型	98,261
野村米国ハイ・イールド債券投信(南アフリカランドコース)年2回決算型	98,260
野村日本ブランド株投資(南アフリカランドコース)年2回決算型	98,260
野村新米国ハイ・イールド債券投信(豪ドルコース)年2回決算型	98,260
野村新米国ハイ・イールド債券投信(トルコリラコース)年2回決算型	98,260
野村新エマージング債券投信(豪ドルコース)年2回決算型	98,260
野村グローバルボンド投信 Cコース	98,049
野村グローバルボンド投信 Eコース	98,049
野村環境リーダーズ戦略ファンド Aコース	98,020

ファンド名	当期末
	元本額
	円
野村環境リーダーズ戦略ファンド Bコース	98,020
野村ブラックロック循環経済関連株投信 Aコース	98,011
野村ブラックロック循環経済関連株投信 Bコース	98,011
(年3%目標払出)のむらっぴ・ファンド(普通型)	98,001
(年6%目標払出)のむらっぴ・ファンド(普通型)	98,001
グローバル・ストック Aコース	97,953
グローバル・ストック Cコース	97,953
野村通貨選択日本株投信(インドルピーコース)年2回決算型	63,772
野村通貨選択日本株投信(ロシアルーブルコース)毎月分配型	48,092
野村通貨選択日本株投信(中国元コース)年2回決算型	41,054
野村通貨選択日本株投信(インドネシアルピアコース)毎月分配型	27,600
野村通貨選択日本株投信(中国元コース)毎月分配型	23,859
野村通貨選択日本株投信(トルコリラコース)年2回決算型	18,851
野村通貨選択日本株投信(インドネシアルピアコース)年2回決算型	14,308
野村通貨選択日本株投信(ロシアルーブルコース)年2回決算型	13,741
ノムラ新興国債券ファンズ(野村SMA向け)	10,000
野村米国ハイ・イールド債券投信(ユーロコース)年2回決算型	9,826
野村新エマージング債券投信(南アフリカランドコース)年2回決算型	9,826
野村DCテンブルトン・トータル・リターン Aコース	9,818
野村DCテンブルトン・トータル・リターン Bコース	9,818
野村日本ブランド株投資(米ドルコース)毎月分配型	9,809
野村日本ブランド株投資(メキシコペソコース)毎月分配型	9,809
野村日本ブランド株投資(米ドルコース)年2回決算型	9,809
野村日本ブランド株投資(メキシコペソコース)年2回決算型	9,809
野村アジアハイ・イールド債券投信(米ドルコース)毎月分配型	9,808
野村アジアハイ・イールド債券投信(米ドルコース)年2回決算型	9,808
野村米国ハイ・イールド債券投信(メキシコペソコース)毎月分配型	9,808
野村米国ハイ・イールド債券投信(メキシコペソコース)年2回決算型	9,808

ファンド名	当期末
	元本額
	円
野村米国ブランド株投資(米ドルコース)毎月分配型	9,807
野村米国ブランド株投資(米ドルコース)年2回決算型	9,807
野村PIMCO新興国インフラ関連債券投信(米ドルコース)毎月分配型	9,807
野村PIMCO新興国インフラ関連債券投信(米ドルコース)年2回決算型	9,807
野村新米国ハイ・イールド債券投信(米ドルコース)毎月分配型	9,805
野村新米国ハイ・イールド債券投信(メキシコペソコース)毎月分配型	9,805
野村新米国ハイ・イールド債券投信(米ドルコース)年2回決算型	9,805
野村新米国ハイ・イールド債券投信(メキシコペソコース)年2回決算型	9,805
野村高配当インフラ関連株ファンド(円コース)毎月分配型	9,803
野村高配当インフラ関連株ファンド(円コース)年2回決算型	9,803
野村高配当インフラ関連株ファンド(通貨セレクトコース)年2回決算型	9,803
ノムラ新興国債券ファンズ(野村SMA・EW向け)	9,801
野村ブルーベイ・トータルリターンファンド(野村SMA・EW向け)	9,801
野村PIMCO米国投資適格債券戦略ファンド(為替ヘッジあり)毎月分配型	9,797
野村PIMCO米国投資適格債券戦略ファンド(為替ヘッジあり)年2回決算型	9,797
野村ウエスタン・世界債券戦略ファンド Aコース	9,797
野村ウエスタン・世界債券戦略ファンド Bコース	9,797
野村ウエスタン・世界債券戦略ファンド Cコース	9,797
野村ウエスタン・世界債券戦略ファンド Dコース	9,797
野村ファンドラップ債券プレミア	9,795
野村ファンドラップオルタナティブプレミア	9,795
野村グローバル・クオリティ・グロース Aコース(野村SMA・EW向け)	9,794
野村グローバル・クオリティ・グロース Bコース(野村SMA・EW向け)	9,794
野村MFSグローバル・リサーチ・フォーカス株式 Aコース(野村SMA・EW向け)	9,794
野村MFSグローバル・リサーチ・フォーカス株式 Bコース(野村SMA・EW向け)	9,794
野村通貨選択日本株投信(ユーロコース)年2回決算型	3,114
野村通貨選択日本株投信(ユーロコース)毎月分配型	966

〇お知らせ

該当事項はございません。