

野村ファンドラップ オルタナティブプレミア

運用報告書(全体版)

第14期（決算日2024年1月22日）

作成対象期間（2023年7月21日～2024年1月22日）

受益者のみなさまへ

平素は格別のご愛顧を賜り、厚く御礼申し上げます。
当作成対象期間の運用状況等についてご報告申し上げます。
今後とも一層のお引立てを賜りますよう、お願い申し上げます。

●当ファンドの仕組みは次の通りです。

商品分類	追加型投信／内外／資産複合／特殊型（絶対収益追求型）
信託期間	2016年10月21日以降、無期限とします。
運用方針	主として、世界各国（新興国を含みます。）の株式、債券、不動産投資信託、商品等を実質的な投資対象とし、デリバティブ取引、為替予約取引等を実質的な取引対象とすることにより、絶対収益の獲得を目指して運用を行なう投資信託証券（投資信託の受益証券（投資法人の投資証券を含みます。）。以下同じ。）に投資し、信託財産の成長を目標に運用を行なうことを基本とします。外貨建ての投資信託証券に投資する場合は、当該投資信託証券に対して対円での為替ヘッジを行なうことを基本とします。
主な投資対象	主として有価証券に投資する投資信託証券を主要投資対象とします。なお、コマーシャル・ペーパー等の短期有価証券ならびに短期金融商品等に直接投資する場合があります。
主な投資制限	投資信託証券への投資割合には制限を設けません。 外貨建資産への投資割合には制限を設けません。
分配方針	毎決算時に、原則として経費控除後の繰越分を含めた利子・配当等収益と売買益（評価益を含みます。）等から、基準価額水準等を勘案して分配します。留保益の運用については、特に制限を設けず、元本部分と同一の運用を行ないます。

野村アセットマネジメント

東京都江東区豊洲二丁目2番1号



サポートダイヤル 0120-753104

〈受付時間〉 営業日の午前9時～午後5時



ホームページ <http://www.nomura-am.co.jp/>

○最近5期の運用実績

決算期	基準 (分配落)	価額		債 組 入 比 率	債 先 物 比 率	投 資 組 入 比 率	信 託 券 率	純 資 産 額
		税 分 込 配 金	期 騰 落 中 率					
	円	円	%	%	%	%		百万円
10期(2022年1月20日)	9,101	0	△0.7	0.0	—	98.8		29,668
11期(2022年7月20日)	8,691	0	△4.5	0.0	—	98.8		27,738
12期(2023年1月20日)	8,661	0	△0.3	0.0	—	95.2		27,733
13期(2023年7月20日)	8,572	0	△1.0	0.0	—	99.2		26,372
14期(2024年1月22日)	8,622	0	0.6	0.0	—	99.3		30,515

*当ファンドはマザーファンドを組み入れますので、「債券組入比率」、「債券先物比率」は実質比率を記載しております。

*債券先物比率は買い建て比率-売り建て比率。

*当ファンドでは、値動きを表す適切な指数が存在しないため、ベンチマーク等はありません。

○当期中の基準価額と市況等の推移

年 月 日	基 準	価額		債 組 入 比 率	債 先 物 比 率	投 資 組 入 比 率	信 託 券 率
		騰 落	率				
(期首)	円		%	%	%	%	
2023年7月20日	8,572		—	0.0	—	99.2	
7月末	8,544		△0.3	0.0	—	99.2	
8月末	8,506		△0.8	0.0	—	99.2	
9月末	8,489		△1.0	0.0	—	99.0	
10月末	8,525		△0.5	0.0	—	99.1	
11月末	8,587		0.2	0.0	—	99.1	
12月末	8,535		△0.4	0.0	—	99.2	
(期末)							
2024年1月22日	8,622		0.6	0.0	—	99.3	

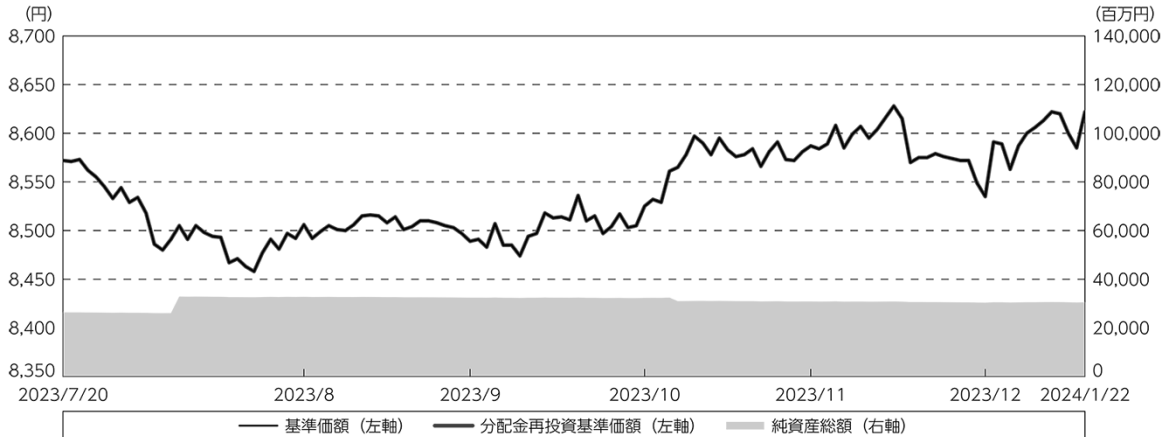
*騰落率は期首比です。

*当ファンドはマザーファンドを組み入れますので、「債券組入比率」、「債券先物比率」は実質比率を記載しております。

*債券先物比率は買い建て比率-売り建て比率。

◎運用経過

○期中の基準価額等の推移



期首：8,572円

期末：8,622円 (既払分配金(税込み)：0円)

騰落率：0.6% (分配金再投資ベース)

- (注) 分配金再投資基準価額は、分配金(税込み)を分配時に再投資したものとみなして計算したもので、ファンド運用の実質的なパフォーマンスを示すものです。作成期首(2023年7月20日)の値が基準価額と同一となるように指数化しております。
- (注) 分配金を再投資するかどうかについてはお客様がご利用のコースにより異なります。また、ファンドの購入価額により課税条件も異なります。したがって、個々のお客様の損益の状況を示すものではありません。
- (注) 上記騰落率は、小数点以下第2位を四捨五入して表示しております。

○基準価額の変動要因

基準価額は、期首8,572円から期末8,622円となりました。

(上昇要因)

「ブラックロック・システムティック・US・エクイティ・アブソルート・リターン・ファンド クラスI2 円ヘッジ※」が値上がりしたこと。

※旧「ブラックロック・ストラテジック・ファンズ ブラックロック・アメリカズ・ダイバーシファイド・エクイティ・アブソルート・リターン・ファンド クラスI2 円ヘッジ」。2023年8月1日よりファンド名を変更。

○投資環境

<世界株式市場>

2023年7-9月期の米企業決算において市場予想を上回る決算が相次いだことや、FOMC（米連邦公開市場委員会）において2024年末にかけての政策金利引き下げが示唆されたことなどを背景に上昇し、当作成期間では値上がりとなりました。

<世界債券市場>

米欧債券市場は、米雇用関連指標が労働市場の過熱感の緩和を示したことや、ユーロ圏域内の景気減速が意識されたこと、米金融引き締め長期化に対する懸念が後退したことなどを背景に、当作成期間では値上がりとなりました。

<為替市場>

日銀の大規模な金融緩和策の維持が示されたことなどから、当作成期間では、米ドル、ユーロともに円に対して上昇（円安）となりました。

○当ファンドのポートフォリオ

世界各国（新興国を含みます。）の株式、債券、不動産投資信託（REIT）※、商品等を実質的な投資対象とし、デリバティブ取引、為替予約取引等を実質的な取引対象とすることにより、絶対収益の獲得を目指して運用を行なう投資信託証券を主要投資対象とし、信託財産の成長を目標に運用を行ないました。

※世界の金融商品取引所に上場（これに準ずるものを含みます。）されている不動産投資信託証券（一般社団法人投資信託協会規則に定める不動産投資信託証券をいいます。）とします。なお、国によっては、「不動産投資信託証券」について、「REIT」という表記を用いていない場合もありますが、ファンドにおいては、こうした場合も含め、全て「REIT」といいます。

・投資信託証券組入比率

投資方針に基づいて、当作成期を通じて高位の組入れを維持しました。

・指定投資信託証券の見直し

当作成期間においては、指定投資信託証券（投資対象ファンド）の見直しを行ないませんでした。

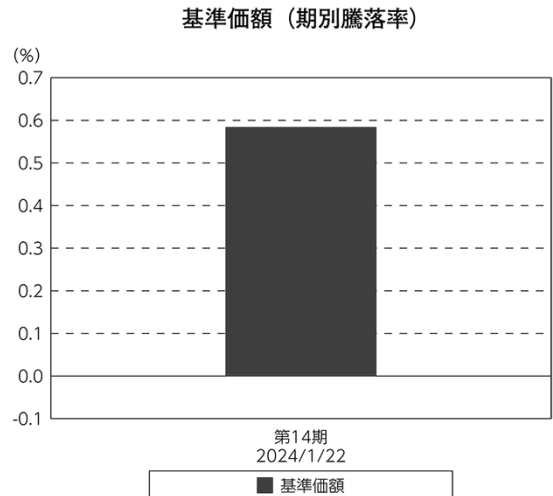
・指定投資信託証券の組入れ比率推移

ファンド名	期首	7月末	8月末	9月末	10月末	11月末	12月末	期末
スパークス・日本株・双剣ファンドF	12.3%	12.2%	14.8%	15.8%	16.0%	16.0%	15.9%	15.9%
フランクリン・テンブルトン・カレンシー・アルファ・ファンドF	19.3%	19.3%	17.5%	15.0%	14.7%	14.5%	14.6%	14.4%
ブラックロック・システムティック・US・エクイティ・アブソルート・リターン・ファンド クラスI2 円ヘッジ	20.1%	20.0%	21.0%	22.2%	22.5%	22.0%	21.7%	22.4%
ビクテTR-アトラスHI-JPYクラス (円建て円ヘッジ)	20.2%	20.2%	19.9%	21.6%	21.6%	21.7%	22.2%	22.1%
ノルデア1- アルファ15・エムエー・ファンド HBI-JPYクラス (円ヘッジ)	12.2%	12.3%	11.3%	10.7%	10.7%	10.7%	10.5%	10.8%
PGIMワドワニ・ケインズ・システムティック・アブソリュート・リターン・ファンド 日本円IA蓄積クラス (円ヘッジ)	6.0%	6.0%	5.9%	5.0%	5.1%	4.8%	5.0%	4.9%
M&Gエピソード・マクロ・ファンドTI-JPYクラス (円ヘッジ)	9.2%	9.2%	8.9%	8.7%	8.6%	9.4%	9.4%	8.7%
野村マネー マザーファンド	0.0%	0.0%	0.0%	0.0%	0.0%	0.0%	0.0%	0.0%

○当ファンドのベンチマークとの差異

当ファンドでは、値動きを表す適切な指数が存在しないため、ベンチマーク等はありません。

グラフは、期中の当ファンドの期別基準価額騰落率です。



(注) 基準価額の騰落率は分配金込みです。

◎分配金

収益分配金については、基準価額水準等を勘案して決定しました。
留保益の運用については、特に制限を設けず、元本部分と同一の運用を行いません。

◎分配原資の内訳

(単位：円、1万口当たり・税込み)

項 目	第14期
	2023年7月21日～ 2024年1月22日
当期分配金	—
(対基準価額比率)	—%
当期の収益	—
当期の収益以外	—
翌期繰越分配対象額	74

(注) 対基準価額比率は当期分配金(税込み)の期末基準価額(分配金込み)に対する比率であり、ファンドの収益率とは異なります。

(注) 当期の収益、当期の収益以外は小数点以下切捨てで算出しているため合計が当期分配金と一致しない場合があります。

◎今後の運用方針

以下のように、定性的に高く評価したファンドを中心に、リスク分散を考慮して投資することで、多くの運用者の資産運用スキルを効率よく活用することを目指します。

- 1) 各投資対象ファンドについて「ファンドの運用目標を中長期的に安定して達成する可能性」を定性的に評価します。
- 2) 各投資対象ファンドの「リスク特性」^(注)を定量的に分析します。
- 3) 定性的に高く評価したファンドを中心に、「リスク特性」の状況などにも配慮しつつ、組入ファンドの投資比率の調整を行いません。

(注) ここでいう「リスク特性」とは、資産配分など各ファンドの値動きに影響を与える特徴的な要因をいいます。

引き続きご愛顧賜りますよう、よろしくお願い申し上げます。

※店頭デリバティブ取引に関する国際的な規制強化について

店頭デリバティブ取引等の金融取引に関して、国際的に規制の強化が行なわれており、ファンドが実質的に活用する当該金融取引が当該規制強化等の影響を受け、当該金融取引を行なうための担保として現金等を提供する必要がある場合があります。その場合、追加的に現金等を保有するため、ファンドの実質的な主要投資対象の組入比率が下がり、高位に組入れた場合に期待される投資効果が得られないことが想定されます。また、その結果として、実質的な主要投資対象を高位に組入れた場合と比べてファンドのパフォーマンスが悪化する場合があります。

○ 1 万口当たりの費用明細

(2023年7月21日～2024年1月22日)

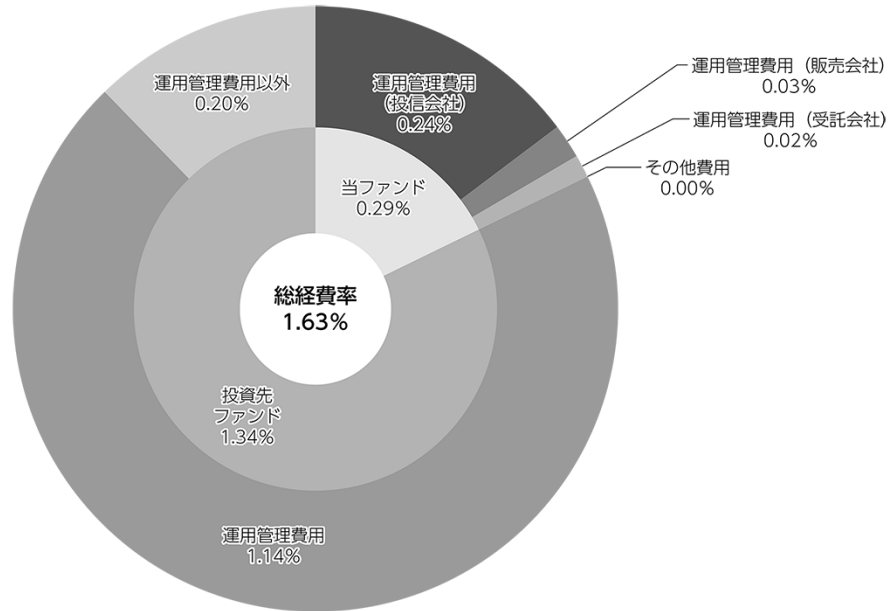
項 目	当 期		項 目 の 概 要
	金 額	比 率	
(a) 信 託 報 酬	円 13	% 0.151	(a) 信託報酬＝期中の平均基準価額×信託報酬率
（ 投 信 会 社 ）	(10)	(0.123)	ファンドの運用とそれに伴う調査、受託会社への指図、法定書面等の作成、基準価額の算出等
（ 販 売 会 社 ）	(1)	(0.017)	購入後の情報提供、運用報告書等各種書類の送付、口座内でのファンドの管理および事務手続き等
（ 受 託 会 社 ）	(1)	(0.011)	ファンドの財産の保管・管理、委託会社からの指図の実行等
(b) そ の 他 費 用	0	0.002	(b) その他費用＝期中のその他費用÷期中の平均受益権口数
（ 監 査 費 用 ）	(0)	(0.002)	監査費用は、監査法人等に支払うファンドの監査に係る費用
合 計	13	0.153	
期中の平均基準価額は、8,531円です。			

- * 期中の費用（消費税等のかかるものは消費税等を含む）は、追加・解約により受益権口数に変動があるため、簡便法により算出した結果です。
* 各金額は項目ごとに円未満は四捨五入してあります。
* その他費用は、このファンドが組み入れているマザーファンドが支払った金額のうち、当ファンドに対応するものを含みます。
* 各項目の費用は、このファンドが組み入れている投資信託証券（マザーファンドを除く。）が支払った費用を含みません。
* 各比率は1万口当たりのそれぞれの費用金額（円未満の端数を含む）を期中の平均基準価額で除して100を乗じたもので、項目ごとに小数第3位未満は四捨五入してあります。

(参考情報)

○総経費率

当期中の運用・管理にかかった費用の総額（原則として、募集手数料、売買委託手数料及び有価証券取引税を除く。）を期中の平均受益権口数に期中の平均基準価額（1口当たり）を乗じた数で除した総経費率（年率）は1.63%です。



(単位: %)

総経費率(①+②+③)	1.63
①当ファンドの費用の比率	0.29
②投資先ファンドの運用管理費用の比率	1.14
③投資先ファンドの運用管理費用以外の比率	0.20

(注) 当ファンドの費用は1万口当たりの費用明細において用いた簡便法により算出したものです。

(注) 当ファンドの費用は、原則として、募集手数料、売買委託手数料および有価証券取引税を含みません。

(注) 投資先ファンドの費用は、投資先ファンドの開示基準に基づき算出したものです。

(注) 各比率は、年率換算した値です。

(注) 投資先ファンドとは、当ファンドが組み入れている投資信託証券等（マザーファンドを除く。）です。

(注) 当ファンドの費用は、マザーファンドが支払った費用を含み、投資先ファンドが支払った費用を含みません。

(注) 当ファンドのその他費用には、監査法人等に支払うファンドの監査に係る費用が含まれます。

(注) 当ファンドの費用と投資先ファンドの費用は、計上された期間が異なる場合があります。

(注) 投資先ファンドの純資産総額等によっては、投資先ファンドの運用管理費用以外の比率が高まる場合があります。

(注) 投資先ファンドの費用は、交付運用報告書作成時点において、委託会社が知りうる情報をもとに作成しています。

(注) 上記の前提条件で算出したものです。このため、これらの値はあくまでも参考であり、実際に発生した費用の比率とは異なります。

○売買及び取引の状況

(2023年7月21日～2024年1月22日)

投資信託証券

銘柄		買付		売付	
		口数	金額	口数	金額
国内	フランクリン・テンプレトン・カレンシー・アルファ・ファンドF	89,771	803,038	129,905	1,141,487
	スパークス・日本株・双剣ファンドF	184,578	1,964,026	42,559	462,546
	ブラックロック・システムティック・US・エクイティ・アプソールド・リターン・ファンド クラスII (円ヘッジ)	173,755	1,788,852	74,260	804,256
	ノルデア1 - アルファ15・エムエー・ファンド HBI-JPYクラス (円ヘッジ)	30,566	367,567	20,923	250,108
	M&Gエピソード・マクロ・ファンドTI-JPYクラス (円ヘッジ)	522,486	514,418	279,802	281,345
	PGIMワドワニ・ケインズ・システムティック・アプソリュート・リターン・ファンド 日本円IAキュムレーションクラス (円ヘッジ)	35,083	371,595	40,658	430,887
	ピクテTR-アトラスHI-JPYクラス (円建て円ヘッジ)	145,959	1,750,356	28,815	344,359
	合 計	1,182,198	7,559,856	616,922	3,714,990

*金額は受け渡し代金。

*金額の単位未満は切り捨て。

*銘柄コード等の変更があった銘柄は、別銘柄として掲載しております。

○利害関係人との取引状況等

(2023年7月21日～2024年1月22日)

利害関係人との取引状況

<野村ファンドラップオルタナティブプレミア>

区分	買付額等 A	うち利害関係人 との取引状況B		売付額等 C	うち利害関係人 との取引状況D	
			$\frac{B}{A}$			$\frac{D}{C}$
投資信託証券	百万円 7,559	百万円 2,767	% 36.6	百万円 3,714	百万円 1,604	% 43.2

<野村マネー マザーファンド>

区分	買付額等 A	うち利害関係人 との取引状況B		売付額等 C	うち利害関係人 との取引状況D	
			$\frac{B}{A}$			$\frac{D}{C}$
公社債	百万円 1,414	百万円 27	% 1.9	百万円 -	百万円 -	% -

平均保有割合 0.0%

※平均保有割合とは、マザーファンドの残存口数の合計に対する当該子ファンドのマザーファンド所有口数の割合。

利害関係人とは、投資信託及び投資法人に関する法律第11条第1項に規定される利害関係人であり、当ファンドに係る利害関係人とは野村証券株式会社、野村信託銀行です。

○組入資産の明細

(2024年1月22日現在)

ファンド・オブ・ファンズが組入れた邦貨建ファンドの明細

銘柄	期首(前期末)	当 期 末	
	口 数	口 数	評 価 額 比 率
	口	口	千円 %
フランクリン・テンブルトン・カレンシー・アルファ・ファンドF	558,636	518,502	4,403,118 14.4
スパークス・日本株・双剣ファンドF	300,419	442,438	4,864,163 15.9
ブラックロック・システムティック・US・エクイティ・アブソリュート・リターン・ファンド クラスI2 円ヘッジ	506,016	605,511	6,831,702 22.4
ノルデア1 - アルファ15・エムエー・ファンド HBI-JPYクラス (円ヘッジ)	271,522	281,165	3,287,793 10.8
M&Gエピソード・マクロ・ファンドTI-JPYクラス (円ヘッジ)	2,434,842	2,677,526	2,659,648 8.7
PGIMワドワニ・ケインズ・システムティック・アブソリュート・リターン・ファンド 日本円I7キュムレーションクラス (円ヘッジ)	148,292	142,717	1,499,814 4.9
ビクテTR-アトラスHI-JPYクラス (円建て円ヘッジ)	442,448	559,592	6,750,917 22.1
合 計	4,662,175	5,227,451	30,297,159 99.3

*比率は、純資産総額に対する評価額の比率。

*評価額の単位未満は切り捨て。

*銘柄コード等の変更があった銘柄は、別銘柄として掲載しております。

親投資信託残高

銘柄	期首(前期末)	当 期 末	
	口 数	口 数	評 価 額
	千口	千口	千円
野村マネー マザーファンド	9	9	9

*口数・評価額の単位未満は切り捨て。

○投資信託財産の構成

(2024年1月22日現在)

項 目	当 期 末	
	評 価 額	比 率
	千円	%
投資信託受益証券	30,297,159	98.9
野村マネー マザーファンド	9	0.0
コール・ローン等、その他	344,191	1.1
投資信託財産総額	30,641,359	100.0

*金額の単位未満は切り捨て。

○資産、負債、元本及び基準価額の状況 (2024年1月22日現在)

項 目	当 期 末
	円
(A) 資産	30,641,359,471
コール・ローン等	344,189,971
投資信託受益証券(評価額)	30,297,159,515
野村マネー マザーファンド(評価額)	9,985
(B) 負債	125,672,174
未払解約金	78,209,401
未払信託報酬	46,941,131
未払利息	139
その他未払費用	521,503
(C) 純資産総額(A-B)	30,515,687,297
元本	35,392,831,581
次期繰越損益金	△ 4,877,144,284
(D) 受益権総口数	35,392,831,581口
1万口当たり基準価額(C/D)	8,622円

(注) 期首元本額は30,766,717,245円、期中追加設定元本額は9,159,741,086円、期中一部解約元本額は4,533,626,750円、1口当たり純資産額は0.8622円です。

○損益の状況 (2023年7月21日～2024年1月22日)

項 目	当 期
	円
(A) 配当等収益	△ 117,507
支払利息	△ 117,507
(B) 有価証券売買損益	283,895,030
売買益	707,113,450
売買損	△ 423,218,420
(C) 信託報酬等	△ 47,462,634
(D) 当期損益金(A+B+C)	236,314,889
(E) 前期繰越損益金	△1,793,429,715
(F) 追加信託差損益金	△3,320,029,458
(配当等相当額)	(233,453,822)
(売買損益相当額)	(△3,553,483,280)
(G) 計(D+E+F)	△4,877,144,284
(H) 収益分配金	0
次期繰越損益金(G+H)	△4,877,144,284
追加信託差損益金	△3,320,029,458
(配当等相当額)	(233,453,822)
(売買損益相当額)	(△3,553,483,280)
分配準備積立金	30,886,571
繰越損益金	△1,588,001,397

*損益の状況の中で(B)有価証券売買損益は期末の評価換えによるものを含みます。

*損益の状況の中で(C)信託報酬等には信託報酬に対する消費税等相当額を含めて表示しています。

*損益の状況の中で(F)追加信託差損益金とあるのは、信託の追加設定の際、追加設定をした価額から元本を差し引いた差額分をいいます。

(注) 分配金の計算過程(2023年7月21日～2024年1月22日)は以下の通りです。

項 目	当 期
	2023年7月21日～ 2024年1月22日
a. 配当等収益(経費控除後)	0円
b. 有価証券売買等損益(経費控除後・繰越欠損金補填後)	0円
c. 信託約款に定める収益調整金	233,453,822円
d. 信託約款に定める分配準備積立金	30,886,571円
e. 分配対象収益(a+b+c+d)	264,340,393円
f. 分配対象収益(1万口当たり)	74円
g. 分配金	0円
h. 分配金(1万口当たり)	0円

○分配金のお知らせ

1万口当たり分配金（税込み）	0円
----------------	----

※分配落ち後の基準価額が個別元本と同額または上回る場合、分配金は全額普通分配金となります。

※分配前の基準価額が個別元本を上回り、分配後の基準価額が個別元本を下回る場合、分配金は個別元本を上回る部分が普通分配金、下回る部分が元本払戻金（特別分配金）となります。

※分配前の基準価額が個別元本と同額または下回る場合、分配金は全額元本払戻金（特別分配金）となります。

○お知らせ

該当事項はございません。

スパークス・日本株・双剣ファンドF（適格機関投資家専用）

第2期(2022年2月11日～2023年2月10日)

○当ファンドの仕組み

商品分類	—	
信託期間	無期限（2021年4月8日設定）	
運用方針	わが国の株式市場全体の動向による価格変動リスクを抑制しつつ、絶対値基準での信託財産の中・長期的な安定的成長を図ることを目標に運用します。その目的達成のため、将来の成長の見込まれる株式、過小評価されている株式を取得し、一方過大評価されている魅力の乏しい株式を空売りする運用およびその他の派生商品を利用した運用を行います。投資対象は円建て資産としますが、日本企業が海外で発行した円建て転換社債なども対象とします。	
主要投資対象	ベビーファンド	スパークス・ミディアム・レバレッジドL&Sマザーファンド（以下「マザーファンド」といいます。）受益証券を主要投資対象とします。
	マザーファンド	金融商品取引所上場株式を主要投資対象として、買い持ち（以下「ロング・ポジション」といいます。）と売り持ち（以下、「ショート・ポジション」といいます。）を組み合わせた運用を行うことにより、絶対値での中・長期的な安定的投資元本の成長を目指して運用を行います。
組入制限	ベビーファンド	①ネット・ポジション（ロング・ポジションからショート・ポジションを差し引いた金額に有価証券先物取引等の原資産換算合計額を合算した金額）は、実質的に信託財産の純資産総額の0%以上100%以下とします。 ②外貨建資産への投資は行いません。
	マザーファンド	①ネット・ポジション（ロング・ポジションからショート・ポジションを差し引いた金額に有価証券先物取引等の原資産換算合計額を合算した金額）は、信託財産の純資産総額の0%以上100%以下とします。 ②外貨建資産への投資は行いません。
分配方針	信託財産から生ずる利益は、信託財産中に留保し、収益の分配は行いません。留保益については、運用の基本方針に基づき元本部分と同一の運用を行います。	

○設定以来の運用実績

決算期	基準価額		株式組入比率	株式先物比率	信用取引売建比率	株式先物オプション組入比率	純資産総額
	円	騰落率					
(設定日) 2021年4月8日	10,000	—	—	—	—	—	百万円 0
1期(2022年2月10日)	9,613	△ 3.9	72.3	△15.5	27.5	0.2	4,241
2期(2023年2月10日)	10,187	6.0	78.4	△17.1	27.8	0.2	3,397

(注1) 設定日の基準価額は設定当初の投資元本です。

(注2) 株式先物、株式先物オプションの組入比率は、買建比率-売建比率です。

(注3) 当ファンドは親投資信託を組入れますので、「株式組入比率」「株式先物比率」「信用取引売建比率」「株式先物オプション組入比率」は実質比率を記載しております。

(注4) 当ファンドの運用方針に対し、適切に比較できる指数がないためベンチマーク及び参考指数は設定しておりません。

○当期中の基準価額と市況等の推移

年月日	基準価額		株式組入比率	株式先物比率	信用取引売建比率	株式先物オプション組入比率
	円	騰落率				
(期首) 2022年2月10日	9,613	—	72.3	△15.5	27.5	0.2
2月末	9,689	0.8	69.9	△15.2	26.0	0.5
3月末	9,753	1.5	71.3	△15.6	25.6	0.2
4月末	9,637	0.2	70.1	△14.9	25.1	0.3
5月末	9,640	0.3	71.0	△15.1	25.9	0.2
6月末	9,382	△ 2.4	71.6	△15.1	26.5	0.4
7月末	9,562	△ 0.5	74.5	△15.5	29.2	0.2
8月末	9,794	1.9	75.3	△16.0	28.2	0.4
9月末	9,459	△ 1.6	73.3	△15.7	26.5	0.9
10月末	9,744	1.4	77.9	△16.5	27.3	0.2
11月末	9,823	2.2	79.5	△17.3	28.3	0.3
12月末	9,738	1.3	75.8	△16.7	27.3	0.6
2023年 1月末	9,965	3.7	78.3	△17.1	28.7	0.2
(期末) 2023年2月10日	10,187	6.0	78.4	△17.1	27.8	0.2

(注1) 騰落率は期首比です。

(注2) 株式先物、株式先物オプションの組入比率は、買建比率-売建比率です。

(注3) 当ファンドは親投資信託を組入れますので、「株式組入比率」「株式先物比率」「信用取引売建比率」「株式先物オプション組入比率」は実質比率を記載しております。

○当期中の運用経過と今後の運用方針

【基準価額の推移】

当ファンドの主要投資対象であるスパークス・ミディアム・レバレッジドL&Sマザーファンド受益証券(以下、「マザーファンド」といいます。)の基準価額が上昇したことにより、当ファンドの基準価額は期首に比べ、6.0%の上昇となりました。

【運用経過】

当ファンドは、マザーファンドを通じて、日本の株式に投資し、ロング・ショート戦略で運用を行うことを基本とします。マザーファンドの組入比率は高水準を維持しました。このため、当ファンドの基準価額は、マザーファンドに組み入れられた資産の変動の影響を大きく受けました。

【今後の運用方針】

マザーファンドの組入比率は、引き続き高水準を維持し、信託財産の中・長期的な安定的成長を図ることを目標に運用を行ってまいります。

○1口当たりの費用明細

項 目	当期 2022年2月11日～2023年2月10日		項 目 の 概 要
	金 額	比 率	
(a) 信 託 報 酬 (投 信 会 社) (販 売 会 社) (受 託 会 社)	106円 (101) (2) (3)	1.095% (1.043) (0.021) (0.031)	(a) 信託報酬＝期中の平均基準価額×信託報酬率 ・ ファンドの運用、開示書類等の作成、基準価額の算出等の対価 ・ 購入後の情報提供、運用報告書等各种書類の送付、口座内でのファンドの管理および事務手続き等の対価 ・ ファンドの財産の保管・管理、委託会社からの指図の実行等の対価
(b) 売 買 委 託 手 数 料 (株 式) (先 物 ・ オ プ シ ョ ン) (信 用 取 引 (株 式))	17 (4) (5) (8)	0.176 (0.041) (0.052) (0.083)	(b) 売買委託手数料＝期中の売買委託手数料÷期中の平均受益権口数 ・ 有価証券等を売買する際に発生する費用
(c) そ の 他 費 用 (監 査 費 用) (信 用 取 引)	91 (0) (91)	0.940 (0.000) (0.940)	(c) その他費用＝期中のその他費用÷期中の平均受益権口数 ・ 監査法人等に支払うファンドの監査に係る費用 ・ 信用取引に係る品貸料、未払配当金
(d) 実 績 報 酬	44	0.454	・ ファンドの運用実績に応じて委託会社が受け取る運用の対価
合 計	258	2.665	
期中の平均基準価額は9,682円です。			

(注1) 期中の費用(消費税のかかるものは消費税を含む)は、追加・解約により受益権口数に変動があるため、簡便法により算出した結果です。なお、売買委託手数料およびその他費用は、当ファンドが組み入れている親投資信託が支払った金額のうち、当ファンドに対応するものを含みます。

(注2) 各金額は各項目ごとに円未満は四捨五入してあります。

(注3) 各比率は「1口当たりのそれぞれの費用金額」を期中の平均基準価額で除して100を乗じたもので、項目ごとに小数第3位未満は四捨五入してあります。

(注4) 実績報酬は、半期末及び決算期末に確定した1口当たりの金額を合算したものです。なお、解約時に確定した金額は考慮していません。

○親投資信託受益証券の設定、解約状況（2022年2月11日から2023年2月10日まで）

項 目	設 定		解 約	
	口 数	金 額	口 数	金 額
スパークス・ミディアム・レバレッジドL&S マザーフアンド	千口 26,902	千円 61,168	千口 508,727	千円 1,172,456

(注) 単位未満は切り捨て。

○親投資信託の株式売買金額の平均組入株式時価総額に対する割合

項 目	当 期
(a) 期中の株式売買金額	49,631,901千円
(b) 期中の平均組入株式時価総額	44,384,049千円
(c) 売買高比率 (a) / (b)	1.11

(注) (b)は各月末現在の組入株式時価総額の平均。

○親投資信託の信用取引に係る株式売買金額の平均売建株式時価総額に対する割合

項 目	当 期
(a) 期中の株式売買金額	31,064,509千円
(b) 期中の平均組入株式時価総額	16,248,284千円
(c) 売買高比率 (a) / (b)	1.91

(注) (b)は各月末現在の組入株式時価総額の平均。

○利害関係人との取引状況等（2022年2月11日から2023年2月10日まで）

- (1) 当期中の利害関係人との取引状況
当期中における利害関係人との取引はありません。
- (2) 利害関係人の発行する有価証券等の売買状況及び期末残高
該当事項はありません。

(注) 利害関係人とは、投資信託及び投資法人に関する法律第11条第1項に規定する利害関係人です。

○組入資産の明細（2023年2月10日現在）

親投資信託残高

項 目	前 期 末	当 期 末	
	口 数	口 数	評 価 額
	千口	千口	千円
スパークス・ミディアム・レバレッジドL&S マザーフアندوق	1,863,734	1,381,909	3,361,633

(注) 口数・評価額の単位未満は切り捨て。

親投資信託における組入資産の明細につきましては、後述の親投資信託の「運用報告書」をご参照ください。

○投資信託財産の構成（2023年2月10日現在）

項 目	当 期 末	
	評 価 額	比 率
	千円	%
スパークス・ミディアム・レバレッジドL&S マザーフアندوق	3,361,633	97.9
コール・ローン等、その他	70,969	2.1
投資信託財産総額	3,432,602	100.0

(注) 金額の単位未満は切り捨て。

○資産、負債、元本及び基準価額の状況

（2023年2月10日現在）

項 目	当 期 末
(A)資 産	3,432,602,092 円
コール・ローン等	70,969,062
スパークス・ミディアム・レバレッジドL&Sマザーファンド(評価額)	3,361,633,030
(B)負 債	35,470,844
未払信託報酬	35,387,829
未払利息	194
その他未払費用	82,821
(C)純資産総額(A-B)	3,397,131,248
元 本	3,334,710,000
次期繰越損益金	62,421,248
(D)受益権総口数	333,471 口
1口当たり基準価額(C/D)	10,187 円

○損益の状況

当期（自2022年2月11日 至2023年2月10日）

項 目	当 期
(A)配 当 等 収 益	△ 10,769 円
支 払 利 息	△ 10,769
(B)有価証券売買損益	249,507,684
売 買 益	261,891,333
売 買 損	△ 12,383,649
(C)信託報酬等	△ 58,426,977
(D)当期損益金(A+B+C)	191,069,938
(E)前期繰越損益金	△ 123,294,798
(F)追加信託差損益金	△ 5,353,892
(配当等相当額)	(△ 209)
(売買損益相当額)	(△ 5,353,683)
(G)合 計(D+E+F)	62,421,248
(H)収 益 分 配 金	0
次期繰越損益金(G+H)	62,421,248
追加信託差損益金	△ 5,353,892
(配当等相当額)	(△ 209)
(売買損益相当額)	(△ 5,353,683)
分配準備積立金	67,785,909
繰 越 損 益 金	△ 10,769

<注記事項(当期の運用報告書作成時では監査未了)>

期首元本額	4,412,290,000 円
期中追加設定元本額	24,770,000 円
期中一部解約元本額	1,102,350,000 円

- (注1) 損益の状況の中で(B)有価証券売買損益は期末の評価換えによるものを含みます。
- (注2) 損益の状況の中で(C)信託報酬等には信託報酬に対する消費税等相当額を含めて表示しています。
- (注3) 損益の状況の中で(F)追加信託差損益金とあるのは、信託の追加設定の際、追加設定をした価額から元本を差し引いた差額分をいいます。

○お知らせ

該当事項はありません。

スパークス・ミディアム・レバレッジドL & Sマザーファンド

第9期(2022年2月11日～2023年2月10日)

○当期中の運用経過と今後の運用方針

【基準価額の推移】

当ファンドは、株式市場全体の動向による価格変動リスクを抑制しつつ、絶対値基準での信託財産の中・長期的な安定成長を図ることを目標に運用を行っております。世界的なインフレ率の高止まりを受け景気後退懸念が強まりましたが、為替市場が円安方向で推移したこともあり日本株式市場は底堅く推移しています。当ファンドは、当該期間を通じて23%程度のネット・ポジションを保有していました。ロング・ポジションのうち医薬品、化学の個別銘柄が大きく上昇したことから、ショート・ポジションがマイナスに寄与したものの、基準価額は期首に比べ、7.6%の上昇となりました。

【運用経過】

ロング・ポジションは、前半米国長期金利の上昇や世界的な景気減速懸念の高まりを受け、中小型成長株と製造業の比率を引き下げるとともに、外部環境の悪化の影響を受けにくいヘルスケア関連や内需関連株のウエイトを引き上げました。後半は、割安な新規上場株を新規にポートフォリオに組み入れました。ロング・ポジションは銘柄の入れ替えが奏功し期末にかけパフォーマンスが改善しました。一方、ショート・ポジションは、円安の影響を受け輸出関連が上昇しマイナスに影響しました。

【今後の運用方針】

当ファンドでは、株価に対して企業の価値が割安な銘柄にロング・ポジションで投資を行い、反対に割高な銘柄にショート・ポジション投資を行うことで、株式市場全体の動向による価格変動リスクを抑制しつつ個別銘柄投資の成果を享受し、絶対値基準での信託財産の中・長期的な安定成長を図ることを目標に運用を行っております。

2022年はインフレ率が高止まりし、景気後退懸念が高まる中、株式市場は長期金利の動向で乱高下する動きとなりました。長期金利が当面高い水準が継続すれば景気に悪影響が出る可能性が高いため、今年は世界的な景気後退を意識したポートフォリオ管理が必要になると考えます。

このような状況下では、ロング・ポジションは外部環境に左右されにくい強いビジネスモデルを持った独自に成長を遂げる企業に投資することが重要と考えます。一方で、インフレによるコスト上昇を製品やサービスの価格に転嫁できない企業や人口減少などの社会情勢のマイナス影響を打ち返すことができない企業に対してはショート・ポジションで投資を行う方針です。弊社の投資哲学に則り企業の本源的価値に注目して投資を実践してまいります。

今後ともご愛顧を賜りますよう、宜しく願い申し上げます。

○1万口当たりの費用明細

項 目	当期 2022年2月11日～2023年2月10日		項 目 の 概 要
	金 額	比 率	
(a) 売 買 委 託 手 数 料	41円	0.180%	(a) 売買委託手数料＝期中の売買委託手数料÷期中の平均受益権口数
（株 式）	（ 10）	（ 0.044）	・ 有価証券等を売買する際に発生する費用
（先物・オプション）	（ 13）	（ 0.057）	
（信用取引（株式））	（ 18）	（ 0.079）	
(b) そ の 他 費 用	212	0.926	(b) その他費用＝期中のその他費用÷期中の平均受益権口数
（信用取引）	（ 212）	（ 0.926）	・ 信用取引に係る品賃料、未払配当金
合 計	253	1.106	
期中の平均基準価額は22,890円です。			

(注1) 期中の費用(消費税のかかるものは消費税を含む)は、追加・解約により受益権口数に変動があるため、簡便法により算出した結果です。

(注2) 各金額は各項目ごとに円未満は四捨五入してあります。

(注3) 各比率は「1万口当たりのそれぞれの費用金額」を期中の平均基準価額で除して100を乗じたもので、項目ごとに小数第3位未満は四捨五入してあります。

○期中の売買及び取引の状況（2022年2月11日から2023年2月10日まで）

(1) 株 式

	買 付		売 付	
	株 数	金 額	株 数	金 額
国 内	千株	千円	千株	千円
上 場	6,948 (626)	14,437,581 (-)	15,964 (-)	35,194,319 (-)

(注1) 金額は受け渡し代金。

(注2) 単位未満は切り捨て。

(注3) () 内は増資割当、株式転換・合併等による増減分で、上段の数字には含まれておりません。

(2) オプションの種類別取引状況

種 類 別	コール・ プット別	買 建				売 建			
		新 規 買付額	決 済 額	権 利 行 使	権 利 放 棄	新 規 売付額	決 済 額	権 利 被行使	義 務 消 滅
国 内	株 式 オ プ シ ョ ン 取 引	百万円 2,967	百万円 1,974	百万円 -	百万円 -	百万円 -	百万円 -	百万円 -	百万円 -

(注1) 単位未満は切り捨て。

(注2) -印は該当なし。

(3) 先物取引の種類別取引状況

種 類 別		買 建		売 建	
		新規買付額	決 済 額	新規売付額	決 済 額
国 内	株 式 先 物 取 引	百万円 -	百万円 -	百万円 39,633	百万円 43,116

(注1) 単位未満は切り捨て。

(注2) -印は該当なし。

(4) 信用取引の取引状況

		新 規 売 付		決 済	
		株 数	金 額	株 数	金 額
国 内	株 式	千株 7,388	千円 11,782,061	千株 11,772	千円 19,282,448

(注1) 金額は受け渡し代金。

(注2) 単位未満は切り捨て。

(注3) 信用取引に係る新規買付はありません。

○株式売買金額の平均組入株式時価総額に対する割合

項 目	当 期
(a) 期 中 の 株 式 売 買 金 額	49,631,901千円
(b) 期 中 の 平 均 組 入 株 式 時 価 総 額	44,384,049千円
(c) 売 買 高 比 率 (a) / (b)	1.11

(注) (b)は各月末現在の組入株式時価総額の平均。

○信用取引に係る株式売買金額の平均売建株式時価総額に対する割合

項 目	当 期
(a) 期 中 の 株 式 売 買 金 額	31,064,509千円
(b) 期 中 の 平 均 組 入 株 式 時 価 総 額	16,248,284千円
(c) 売 買 高 比 率 (a) / (b)	1.91

(注) (b)は各月末現在の組入株式時価総額の平均。

○利害関係人との取引状況等（2022年2月11日から2023年2月10日まで）

- 当期中の利害関係人との取引状況
当期中における利害関係人との取引はありません。
- 利害関係人の発行する有価証券等の売買状況及び期末残高
該当事項はありません。

(注) 利害関係人とは、投資信託及び投資法人に関する法律第11条第1項に規定する利害関係人です。

○組入資産の明細（2023年2月10日現在）

(1) 国内株式

銘柄	期首 (前期末)	当期末	
	株数	株数	評価額
	千株	千株	千円
食料品(0.6%)			
サンクゼール	—	53.9	178,948
化学(6.4%)			
大阪有機化学工業	106.5	55.6	114,702
日本ゼオン	—	179.5	220,605
トリケミカル研究所	257.6	174.1	415,228
I-ne	399.1	419.1	1,318,069
医薬品(8.7%)			
第一三共	653	271.7	1,151,736
ベプチドリーム	723.2	807.2	1,665,253
ガラス・土石製品(5.3%)			
MARUWA	170.5	97.4	1,718,136
非鉄金属(—%)			
住友金属鉱山	203.4	—	—
金属製品(5.7%)			
SUMCO	1,048.5	531.8	1,043,923
横河ブリッジホールディングス	164	15	30,120
リンナイ	—	77.4	761,616
機械(8.8%)			
DMG森精機	1,361	606.4	1,254,035
SMC	30.2	16.9	1,164,241
NTN	2,668	1,358.3	423,789
THK	550.1	—	—
電気機器(11.7%)			
湖北工業	9.2	—	—
ソシオネクスト	—	75.8	640,510
日本電産	128	—	—
日本電気	138.1	106.6	518,076
ルネサスエレクトロニクス	454	260	418,080
ソニーグループ	168.1	92.3	1,102,062
ローム	—	44.2	480,896
村田製作所	208.1	77.4	593,812
東京エレクトロン	29.6	—	—
輸送用機器(5.4%)			
トヨタ紡織	572.3	346.1	704,313
SUBARU	384.9	498.3	1,036,713
精密機器(—%)			
ノーリツ鋼機	387.1	—	—
陸運業(3.9%)			
東急	580.5	382.4	616,811
京成電鉄	—	169.3	639,107

銘柄	期首 (前期末)	当期末		
	株数	株数	評価額	
	千株	千株	千円	
情報・通信業(7.2%)				
プラスアルファ・コンサルティング	330	114.5	328,271	
サスメド	315.9	376.3	538,485	
リックソフト	174.2	225	369,225	
ウイングアーク1st	345.3	200	373,000	
JMDC	229.7	151.4	695,683	
小売業(3.2%)				
スタジオアタオ	429.6	—	—	
良品計画	277.2	—	—	
サイゼリヤ	253.3	223.5	690,615	
ファーストリテイリング	4.5	4	326,480	
銀行業(9.0%)				
SBI新生銀行	—	180	435,060	
三菱UFJフィナンシャル・グループ	2,075.8	1,508	1,444,362	
三井住友フィナンシャルグループ	180.3	97.7	560,700	
千葉銀行	—	465.5	460,845	
保険業(3.4%)				
FPパートナー	—	187.3	1,103,197	
不動産業(3.5%)				
東京建物	1,249.6	709.3	1,114,310	
サービス業(17.2%)				
アウトソーシング	1,588.6	1,042	1,032,622	
セブテニ・ホールディングス	583.6	—	—	
神戸天然物化学	134.5	—	—	
日総工産	1,710.9	1,018.9	633,755	
フロンティア・マネジメント	549	474	734,700	
アンビスホールディングス	311.3	328.2	1,491,366	
Fast Fitness Japan	551	175.9	216,005	
サーキュレーション	234	42.3	60,827	
サンウェルズ	—	129	1,102,950	
タカオシ	152.3	—	—	
大栄環境	—	231.8	413,763	
コーチ・エイ	—	78	156,078	
アソインターナショナル	—	7.2	5,882	
合計	株数・金額	23,075	14,686	32,198,972
	銘柄数<比率>	45銘柄	47銘柄	<79.2%>

(注1) 銘柄欄の()内は、国内株式の評価総額に対する各業種の比率。

(注2) 合計欄の< >内は、純資産総額に対する評価額の比率。

(注3) 評価額の単位未満は切り捨て。

(2) オプションの銘柄別期末残高

銘柄名			コール プット別	当 期 末		
				買 建 額	売 建 額	
国内	株	式	日経225	プット	百万円 62	百万円 -

(注1) 単位未満は切り捨て。

(注2) -印は組み入れなし。

(3) 先物取引の銘柄別期末残高

銘柄名						当 期 末	
						買 建 額	売 建 額
国内	T O P I X	先 物	東 証 マ ザ ー ズ 指 数 先 物	日 経 2 2 5 先 物	百万円 -	百万円 2,779	
					百万円 -	百万円 1,655	
					百万円 -	百万円 2,599	

(注1) 単位未満は切り捨て。

(注2) -印は組み入れなし。

(4) 信用取引の状況

				当 期 末	
				売 建 株 数	売 建 評 価 額
国内	株	式		千株 11,519	千円 11,398,132

(注1) 単位未満は切り捨て。

(注2) 信用取引に係る買建はありません。

○投資信託財産の構成（2023年2月10日現在）

項 目		当 期 末	
		評 価 額	比 率
株	式	千円 32,198,972	% 60.3
コ ー ル ・ ロ ー ン 等 、 そ の 他		21,192,573	39.7
投 資 信 託 財 産 総 額		53,391,545	100.0

(注) 金額の単位未満は切り捨て。

○資産、負債、元本及び基準価額の状況

(2023年2月10日現在)

項 目	当 期 末
(A)資産	55,199,120,597 円
コール・ローン等	2,454,128,060
株 式	32,198,972,150
信用取引預け金	12,231,995,809
プットオプション(買)	62,020,000
未 収 入 金	1,119,504,278
未 収 配 当 金	119,156,800
差 入 保 証 金	6,571,575,000
差入委託証拠金	441,768,500
(B)負債	14,563,365,773
信用売証券	11,398,132,550
未 払 金	106,414,538
未 払 解 約 金	1,224,450,000
未 払 利 息	6,723
差入保証金代用有価証券	1,807,575,000
その他未払費用	26,786,962
(C)純資産総額(A - B)	40,635,754,824
元 本	16,704,487,338
次期繰越損益金	23,931,267,486
(D)受益権総口数	16,704,487,338 口
1万口当たり基準価額(C / D)	24,326 円

○損益の状況

当期（自2022年2月11日 至2023年2月10日）

項 目	当 期
(A)配 当 等 収 益	856,858,264 円
受 取 配 当 金	861,317,680
そ の 他 収 益 金	6,515
支 払 利 息	△ 4,465,931
(B)有価証券売買損益	4,559,127,275
売 買 益	12,582,224,814
売 買 損	△ 8,023,097,539
(C)先物取引等損益	△ 1,397,222,260
取 引 益	2,192,804,200
取 引 損	△ 3,590,026,460
(D)信託報酬等	△ 558,746,651
(E)当期損益金(A + B + C + D)	3,460,016,628
(F)前期繰越損益金	36,472,907,580
(G)追加信託差損益金	2,694,598,077
(H)解約差損益金	△ 18,696,254,799
(I)合計(E + F + G + H)	23,931,267,486
次期繰越損益金(I)	23,931,267,486

<注記事項(当期の運用報告書作成時では監査未了)>

① 期首元本額	28,952,415,877 円
期中追加設定元本額	2,135,773,839 円
期中一部解約元本額	14,383,702,378 円
② 期末元本の内訳	
スパークス・ファンド・双剣 適格機関投資家限定	8,636,062,485 円
スパークス・ファンド・双剣 2020-03(適格機関投資家限定)	216,936,573 円
スパークス・日本株ファンド・双剣 W(適格機関投資家専用)	4,605,202,838 円
スパークス・ファンド・双剣 2020-09(適格機関投資家限定)	425,781,526 円
スパークス・ファンド・双剣 2021-03(適格機関投資家限定)	1,438,594,424 円
スパークス・日本株・双剣ファンドF(適格機関投資家専用)	1,381,909,492 円

- (注1) 損益の状況の中で(B)有価証券売買損益及び(C)先物取引等損益は期末の評価換えによるものを含みます。
- (注2) 損益の状況の中で(D)信託報酬等には信託報酬に対する消費税等相当額を含めて表示しています。
- (注3) 損益の状況の中で(G)追加信託差損益金とあるのは、信託の追加設定の際、追加設定をした価額から元本を差し引いた差額分をいいます。
- (注4) 損益の状況の中で(H)解約差損益金とあるのは、中途解約の際、元本から解約価額を差し引いた差額分をいいます。

○お知らせ

該当事項はありません。

フランクリン・templton・カレンシー・アルファ・ファンドF（適格機関投資家専用）
第4期（2022年11月17日～2023年11月16日）

◎当ファンドの仕組み

商品分類	追加型投信／内外／資産複合	
信託期間	無期限（2020年4月9日設定）	
運用方針	主に日本の公社債に投資を行うとともに、為替予約取引等を積極的に活用する通貨ロング・ショート戦略により、市場動向に左右されにくい安定した収益の獲得を目指します。	
主要運用対象	ベビーファンド	「ウエスタン・カレンシー・アルファ・マザーファンド」受益証券を主要投資対象とします。
	ウエスタン・カレンシー・アルファ・マザーファンド	主に日本の公社債に投資を行うとともに、為替予約取引等を積極的に活用します。
組入制限	外貨建資産への実質投資割合には、制限を設けません。	
分配方針	期中分配は行いません。	

○設定以来の運用実績

決算期	基準価額	騰落率		債組入比率	債券先物比率	純資産総額
		騰	落			
(設定日)	円		%	%	%	百万円
2020年4月9日	10,000		—	—	—	0.1
1期(2020年11月16日)	10,306		3.1	65.2	—	5,835
2期(2021年11月16日)	10,290		△0.2	64.8	—	6,557
3期(2022年11月16日)	9,356		△9.1	64.0	—	6,644
4期(2023年11月16日)	8,607		△8.0	76.9	—	5,015

(注) 設定日の基準価額は、設定時の価額です。

(注) 設定日の純資産総額は、設定元本を表示しております。

(注) 当ファンドは親投資信託を組入れますので、「債券組入比率」「債券先物比率」は実質比率を記載しております。

(注) 債券先物比率は買建比率－売建比率。

(注) 市場に広く認知されているベンチマーク等で、当ファンドのリスク特性を正確に反映する指標が見当たらないため、現状では、当ファンドの収益率およびリスク特性を特定のベンチマーク等と比較しておりません。

○当期中の基準価額と市況等の推移

年月日	基準価額	騰落率		債組入比率	債券先物比率	債券先物比率
		騰	落			
(期首)	円		%	%	%	%
2022年11月16日	9,356		—	64.0	—	—
11月末	9,441		0.9	62.2	—	—
12月末	9,547		2.0	64.8	—	—
2023年1月末	9,741		4.1	62.0	—	—
2月末	9,414		0.6	66.3	—	—
3月末	9,470		1.2	65.5	—	—
4月末	9,439		0.9	68.1	—	—
5月末	9,573		2.3	64.3	—	—
6月末	9,129		△2.4	79.6	—	—
7月末	9,008		△3.7	65.4	—	—
8月末	8,808		△5.9	65.0	—	—
9月末	8,861		△5.3	66.7	—	—
10月末	8,791		△6.0	67.8	—	—
(期末)						
2023年11月16日	8,607		△8.0	76.9	—	—

(注) 騰落率は期首比です。

(注) 当ファンドは親投資信託を組入れますので、「債券組入比率」「債券先物比率」は実質比率を記載しております。

(注) 債券先物比率は買建比率－売建比率。

◎当期の運用経過と今後の運用方針

【基準価額の推移】

当期においては、主要国の中央銀行による金融引き締めと長期化観測が投資家心理への重石となったものの、経済指標が示す景気の底堅さや、インフレ率のピークアウトへの期待感などが支えとなり、株式市場は総じて堅調となりました。

債券市場では、主要国の中央銀行による金融引き締めと長期化観測が強まったことなどから、利回りは上昇（価格は下落）しました。

為替市場では、円は対主要通貨で下落しました。海外の主要中央銀行がインフレ抑制のために金融引き締めを続ける意向を示した一方、日本では日銀が長短金利操作（イールドカーブ・コントロール、YCC）を幾度か修正したものの引き続き大規模な金融緩和策を維持したことから、海外と日本の金融政策の方向性の違いが意識される中、円安が進む展開となりました。

このような環境の中、当期の基準価額の騰落率はマイナス8.0%となりました。

【運用経過】

当ファンドは、主に「ウエスタン・カレンシー・アルファ・マザーファンド」受益証券への投資を通じて、主に日本の公社債に投資するとともに、主要先進国通貨を中心とした為替予約取引等を積極的に活用する通貨ロング・ショート戦略により、市場動向に左右されにくい安定した収益の獲得を目指して運用に努めてまいりました。

当期の運用にあたっては、モデルによる定量分析とポートフォリオマネージャーによる定性分析を組み合わせた独自のアプローチにより、ポートフォリオの構築を行いました。

【今後の運用方針】

当ファンドは、主要先進国通貨を中心とした為替予約取引等を積極的に活用する通貨ロング・ショート戦略により、信託財産の中長期的な成長を目指した運用を継続する方針です。

○1口当たりの費用明細

(2022年11月17日～2023年11月16日)

項 目	当 期		項 目 の 概 要
	金 額	比 率	
(a) 信 託 報 酬	円 40	% 0.427	(a) 信託報酬＝期中の平均基準価額×信託報酬率
（ 投 信 会 社 ）	(36)	(0.385)	委託した資金の運用の対価
（ 販 売 会 社 ）	(2)	(0.022)	交付運用報告書等各種書類の送付、口座内でのファンドの管理、購入後の情報提供等の対価
（ 受 託 会 社 ）	(2)	(0.020)	運用財産の管理、投信会社からの指図の実行の対価
(b) そ の 他 費 用	2	0.022	(b) その他費用＝期中のその他費用÷期中の平均受益権口数
（ 監 査 費 用 ）	(1)	(0.009)	監査費用は、監査法人等に支払うファンドの監査に係る費用
（ 印 刷 等 費 用 ）	(0)	(0.002)	印刷等費用は、印刷業者等に支払う法定書類の作成、印刷、交付および届出に係る費用
（ 業 務 委 託 等 費 用 ）	(1)	(0.010)	計理及びこれに付随する業務の委託等の費用
（ そ の 他 ）	(0)	(0.001)	金銭信託預入に係る手数料等
合 計	42	0.449	
期中の平均基準価額は、9,268円です。			

(注) 期中の費用（消費税等のかかるものは消費税等を含む）は、追加・解約により受益権口数に変動があるため、簡便法により算出した結果です。

(注) 各金額は項目ごとに円未満は四捨五入してあります。

(注) その他費用は、このファンドが組み入れている親投資信託が支払った金額のうち、当ファンドに対応するものを含みます。

(注) 各比率は1口当たりのそれぞれの費用金額（円未満の端数を含む）を期中の平均基準価額で除して100を乗じたもので、項目ごとに小数第3位未満は四捨五入してあります。

○売買及び取引の状況

(2022年11月17日～2023年11月16日)

親投資信託受益証券の設定、解約状況

銘 柄	設 定		解 約	
	口 数	金 額	口 数	金 額
ウエスタン・カレンシー・アルファ・マザーファンド	千口 956,949	千円 873,123	千口 2,240,387	千円 2,071,534

(注) 単位未満は切捨て。

○利害関係人との取引状況等

(2022年11月17日～2023年11月16日)

該当事項はございません。

利害関係人とは、投資信託及び投資法人に関する法律第11条第1項に規定される利害関係人です。

○第二種金融商品取引業を兼業している投資信託委託会社の自己取引状況

(2022年11月17日～2023年11月16日)

該当事項はございません。

○自社による当ファンドの設定・解約状況

(2022年11月17日～2023年11月16日)

該当事項はございません。

○組入資産の明細

(2023年11月16日現在)

親投資信託残高

銘 柄	期首(前期末)	当 期 末	
	口 数	口 数	評 価 額
	千口	千口	千円
ウエスタン・カレンシー・アルファ・マザーファンド	7,017,580	5,734,141	5,028,842

(注) 単位未満は切捨て。

親投資信託における組入資産の明細につきましては、後述の親投資信託の「運用報告書」をご参照ください。

○投資信託財産の構成

(2023年11月16日現在)

項 目	当 期 末	
	評 価 額	比 率
	千円	%
ウエスタン・カレンシー・アルファ・マザーファンド	5,028,842	100.0
投資信託財産総額	5,028,842	100.0

(注) 評価額の単位未満は切捨て。

○資産、負債、元本及び基準価額の状況（2023年11月16日現在）

項 目	当 期 末
	円
(A) 資産	5,028,842,522
ウェスタン・カレンシー・アルファ・マザーファンド(評価額)	5,028,842,522
(B) 負債	12,889,668
未払信託報酬	12,217,737
その他未払費用	671,931
(C) 純資産総額(A－B)	5,015,952,854
元本	5,827,580,000
次期繰越損益金	△ 811,627,146
(D) 受益権総口数	582,758口
1口当たり基準価額(C/D)	8,607円

<注記事項>

- (注) 元本の状況
 期首元本額 7,101,830,000円
 期中追加設定元本額 973,730,000円
 期中一部解約元本額 2,247,980,000円
- (注) 元本の欠損
 純資産総額が元本額を下回っており、その差額は811,627,146円
 であります。

○損益の状況（2022年11月17日～2023年11月16日）

項 目	当 期
	円
(A) 有価証券売買損益	△377,901,672
売買益	79,210,123
売買損	△457,111,795
(B) 信託報酬等	△ 27,532,890
(C) 当期損益金(A+B)	△405,434,562
(D) 前期繰越損益金	△356,182,499
(E) 追加信託差損益金	△ 50,010,085
(配当等相当額)	(87,213,839)
(売買損益相当額)	(△137,223,924)
(F) 計(C+D+E)	△811,627,146
次期繰越損益金(F)	△811,627,146
追加信託差損益金	△ 50,010,085
(配当等相当額)	(87,113,802)
(売買損益相当額)	(△137,123,887)
分配準備積立金	78,540,471
繰越損益金	△840,157,532

- (注) 損益の状況の中で(A)有価証券売買損益は期末の評価換えによるものを含みます。
- (注) 損益の状況の中で(B)信託報酬等には信託報酬に対する消費税等相当額を含めて表示しています。
- (注) 損益の状況の中で(E)追加信託差損益金とあるのは、信託の追加設定の際、追加設定をした価額から元本を差し引いた差額分をいいます。
- (注) 信託財産の運用の指図に係る権限の全部又は一部を委託するため要する費用として、委託者報酬のうち販売会社へ支払う手数料を除いた額の100分の96相当額を支払っております。

ウエスタン・カレンシー・アルファ・マザーファンド

第5期（2022年11月17日～2023年11月16日）

◎当期の運用経過と今後の運用方針

[基準価額の推移]

当期においては、主要国の中央銀行による金融引き締めと長期化観測が投資家心理への重石となったものの、経済指標が示す景気の底堅さや、インフレ率のピークアウトへの期待感などが支えとなり、株式市場は総じて堅調となりました。

債券市場では、主要国の中央銀行による金融引き締めと長期化観測が強まったことなどから、利回りは上昇（価格は下落）しました。

為替市場では、円は対主要通貨で下落しました。海外の主要中央銀行がインフレ抑制のために金融引き締めを続ける意向を示した一方、日本では日銀が長短金利操作（イールドカーブ・コントロール、YCC）を幾度か修正したものの引き続き大規模な金融緩和策を維持したことなどから、海外と日本の金融政策の方向性の違いが意識される中、円安が進む展開となりました。

このような環境の中、当期の基準価額の騰落率はマイナス7.6%となりました。

[運用経過]

当ファンドは、主に日本の公社債に投資するとともに、主要先進国通貨を中心とした為替予約取引等を積極的に活用する通貨ロング・ショート戦略により、市場動向に左右されにくい安定した収益の獲得を目指して運用に努めてまいりました。

当期の運用にあたっては、モデルによる定量分析とポートフォリオマネージャーによる定性分析を組み合わせた独自のアプローチにより、ポートフォリオの構築を行いました。

[今後の運用方針]

当ファンドは、主要先進国通貨を中心とした為替予約取引等を積極的に活用する通貨ロング・ショート戦略により、信託財産の中長期的な成長を目指した運用を継続する方針です。

○1万口当たりの費用明細

(2022年11月17日～2023年11月16日)

項 目	当 期		項 目 の 概 要
	金 額	比 率	
(a) そ の 他 費 用 (そ の 他)	円 0 (0)	% 0.001 (0.001)	(a)その他費用＝期中のその他費用÷期中の平均受益権口数 金銭信託預入に係る手数料等
合 計	0	0.001	
期中の平均基準価額は、9,420円です。			

(注) 各金額は項目ごとに円未満は四捨五入してあります。

(注) 各比率は1万口当たりのそれぞれの費用金額（円未満の端数を含む）を期中の平均基準価額で除して100を乗じたもので、項目ごとに小数第3位未満は四捨五入してあります。

○売買及び取引の状況

(2022年11月17日～2023年11月16日)

公社債

		買 付 額	売 付 額
国 内	国債証券	千円 89,388,419	千円 3,000,912 (89,630,000)

(注) 金額は受け渡し代金。(経過利息分は含まれておりません。)

(注) 単位未満は切捨て。

(注) ()内は償還等による増減分で、上段の数字には含まれておりません。

○利害関係人との取引状況等

(2022年11月17日～2023年11月16日)

該当事項はございません。

利害関係人とは、投資信託及び投資法人に関する法律第11条第1項に規定される利害関係人です。

○組入資産の明細

(2023年11月16日現在)

国内公社債

(A)国内(邦貨建)公社債 種類別開示

区 分	当 期			末			
	額 面 金 額	評 価 額	組 入 比 率	うちBB格以下 組 入 比 率	残存期間別組入比率		
	千円	千円	%	%	5年以上	2年以上	2年未満
国債証券	28,830,000 (28,830,000)	28,835,341 (28,835,341)	76.7 (76.7)	— (—)	— (—)	— (—)	76.7 (76.7)
合 計	28,830,000 (28,830,000)	28,835,341 (28,835,341)	76.7 (76.7)	— (—)	— (—)	— (—)	76.7 (76.7)

(注) ()内は非上場債で内書き。

(注) 組入比率は、純資産総額に対する評価額の割合。

(注) 金額の単位未満は切捨て。

(B)国内(邦貨建)公社債 銘柄別開示

銘 柄	当 期			末	
	利 率	額 面 金 額	評 価 額	償 還 年 月 日	
	%	千円	千円		
国債証券					
第1161回国庫短期証券	—	6,050,000	6,050,679	2023/12/11	
第1177回国庫短期証券	—	2,100,000	2,100,031	2023/11/20	
第1179回国庫短期証券	—	3,700,000	3,700,427	2023/12/4	
第1182回国庫短期証券	—	3,500,000	3,500,475	2023/12/18	
第1184回国庫短期証券	—	6,480,000	6,481,272	2023/12/25	
第1185回国庫短期証券	—	7,000,000	7,002,454	2024/1/9	
合 計		28,830,000	28,835,341		

(注) 額面・評価額の単位未満は切捨て。

○投資信託財産の構成

(2023年11月16日現在)

項 目	当 期		末	
	評 価 額	比 率	評 価 額	比 率
	千円	%	千円	%
公社債	28,835,341	63.5		
コール・ローン等、その他	16,610,325	36.5		
投資信託財産総額	45,445,666	100.0		

(注) 金額の単位未満は切捨て。

○特定資産の価格等の調査

(2022年11月17日～2023年11月16日)

該当事項はございません。

○資産、負債、元本及び基準価額の状況（2023年11月16日現在）

項 目	当 期 末
	円
(A) 資産	435,995,726,157
コール・ローン等	13,555,948,808
公社債(評価額)	28,835,341,097
未収入金	393,604,436,252
(B) 負債	398,399,559,962
未払金	394,517,830,940
未払解約金	3,881,691,144
未払利息	37,878
(C) 純資産総額(A-B)	37,596,166,195
元本	42,869,530,789
次期繰越損益金	△ 5,273,364,594
(D) 受益権総口数	42,869,530,789口
1万口当たり基準価額(C/D)	8,770円

<注記事項>

(注) 元本の状況

期首元本額	53,040,698,671円
期中追加設定元本額	12,214,983,483円
期中一部解約元本額	22,386,151,365円

(注) 期末における元本の内訳

ウエスタン・カレンシー・アルファ・ファンドS（適格機関投資家専用）	26,185,019,547円
フランクリン・templton・カレンシー・アルファ・ファンド（適格機関投資家専用）	9,729,258,793円
フランクリン・templton・カレンシー・アルファ・ファンドF（適格機関投資家専用）	5,734,141,987円
ウエスタン・カレンシー・アルファ・ファンド（適格機関投資家専用）	1,221,110,462円

(注) 元本の欠損

純資産総額が元本額を下回っており、その差額は5,273,364,594円であります。

○損益の状況（2022年11月17日～2023年11月16日）

項 目	当 期
	円
(A) 配当等収益	△ 67,751,743
受取利息	△ 51,634,262
支払利息	△ 16,117,481
(B) 有価証券売買損益	△ 3,774,535,674
売買益	22,197,564,585
売買損	△25,972,100,259
(C) 保管費用等	△ 327,011
(D) 当期損益金(A+B+C)	△ 3,842,614,428
(E) 前期繰越損益金	△ 2,710,051,963
(F) 追加信託差損益金	△ 672,493,365
(G) 解約差損益金	1,951,795,162
(H) 計(D+E+F+G)	△ 5,273,364,594
次期繰越損益金(H)	△ 5,273,364,594

(注) 損益の状況の中で(B) 有価証券売買損益は期末の評価換えによるものを含みます。

(注) 損益の状況の中で(F) 追加信託差損益金とあるのは、信託の追加設定の際、追加設定をした価額から元本を差し引いた差額分をいいます。

(注) 損益の状況の中で(G) 解約差損益金とあるのは、中途解約の際、元本から解約価額を差し引いた差額分をいいます。

**ブラックロック・ストラテジック・ファンズ
ブラックロック・アメリカズ・ダイバーシファイド・エクイティ・
アブソルート・リターン・ファンド クラスI2 円ヘッジ**

2023年5月31日決算

●当ファンドの仕組みは次の通りです。

形 態	ルクセンブルグ籍円建て外国投資法人
運 用 方 針	米国、カナダおよびラテンアメリカ諸国の株式および株式関連の派生商品等に投資することにより、ロング(買い建て)ポジションおよびショート(売り建て)ポジションを構築し、市場動向に係わらずプラスの絶対リターンを追求します。
投 資 対 象	米国、カナダおよびラテンアメリカ諸国の株式および株式関連の派生商品等
投 資 顧 問 会 社	ブラックロック・インスティテューショナル・トラスト・カンパニー・エヌ・エー
受 託 会 社	ブラックロック(ルクセンブルグ)エス・エー
保 管 受 託 銀 行 管 理 事 務 代 行 会 社	ステート・ストリート・バンク・インターナショナル・ゲーエムベーハー、 ルクセンブルグ支店

*作成時点において、入手可能な直前計算期間の年次報告書をもとに作成いたしております。

損益および純資産変動計算書(2023年5月31日に終了した会計年度)

	ブラックロック・アメリカズ・ ダイバーシファイド・エクイティ・ アブソルート・リターン・ファンド	
	米ドル	
期首純資産	785,239,765	
収益		
預金利息	5,953,862	
債券利息、源泉徴収税控除後	20,209,197	
差金決済契約に係る受取配当金、源泉徴収税控除後	43,919,236	
収益合計	70,082,295	
費用		
銀行利息	104,884	
差金決済契約に係る支払利息	12,101,933	
差金決済契約に係る支払配当金、源泉徴収税控除後	63,545,340	
年間サービス費用	1,170,506	
預託報酬	1,212,012	
税金	210,923	
パフォーマンス・フィー	852,024	
販売報酬	18,529	
ローン・コミットメント・フィー	5,324	
投資運用報酬	8,520,179	
費用合計	87,741,654	
投資純損失	(17,659,359)	
以下に係る実現純利益／(損失)：		
投資有価証券	(917,348)	
差金決済契約	40,202,853	
外貨および先渡為替予約	(23,919,256)	
当期実現純利益	15,366,249	
以下に係る未実現評価益／(損)の純変動額：		
投資有価証券	809,592	
差金決済契約	(4,292,519)	
外貨および先渡為替予約	(28,530,564)	
当期末実現評価益／(損)の純変動	(32,013,491)	
運用成績による純資産の減少	(34,306,601)	
資本の変動		
投資証券発行による正味受取額	276,852,280	
投資証券買戻しによる正味支払額	(338,917,385)	
資本の変動による純資産の減少	(62,065,105)	
期末純資産	688,868,059	

(金額は円表示)

	1口当たり	発行済
	純資産価格	受益証券数
I Class non-distributing share JPY hedged	10,197.20	3,817,349

投資有価証券明細表(2023年5月31日現在)

公認の証券取引所に上場されているまたはその他の規制市場で取引されている譲渡可能な有価証券および短期金融商品

保有高	銘柄	時価 (米ドル)	純資産比率 (%)	保有高	銘柄	時価 (米ドル)	純資産比率 (%)
普通株式およびワラント				普通株式およびワラント			
	ケイマン諸島			USD 6,000,000	Westpac Banking Corp 30/8/2023 (Zero Coupon)	5,938,950	0.86
30,454	Apollo Strategic Growth Capital II (Wis 31/12/2027)	5,482	0.00			25,938,950	3.77
		5,482	0.00	カナダ			
	米国			USD 5,000,000	Bank of Montreal FRN 6/10/2023	4,997,201	0.73
12,456	ACELYRIN Inc	224,208	0.03	USD 5,000,000	CDP Financial Inc 1/11/2023 (Zero Coupon)	4,894,388	0.71
2,480	SentinelOne Inc 'A'	52,625	0.01	USD 9,200,000	Export Development Canada 9/6/2023 (Zero Coupon)	9,190,391	1.33
		276,833	0.04	USD 9,650,000	National Bank of Canada 14/7/2023 (Zero Coupon)	9,590,697	1.39
普通株式およびワラント合計		282,315	0.04	USD 7,000,000	Podium Funding Trust 25/7/2023 (Zero Coupon)	6,947,815	1.01
				USD 7,500,000	Podium Funding Trust 1/11/2023 (Zero Coupon)	7,331,062	1.07
						42,951,554	6.24
債券				フランス			
	米国			USD 10,500,000	Antalis SA 12/6/2023 (Zero Coupon)	10,483,798	1.52
USD 10,500,000	Federal Farm Credit Discount Notes 5/10/2023 (Zero Coupon)	10,315,517	1.50	USD 3,500,000	Antalis SA 1/8/2023 (Zero Coupon)	3,470,525	0.50
USD 19,650,000	United States Treasury Bill 29/8/2023 (Zero Coupon)	19,405,638	2.82	USD 8,600,000	BPC SA 1/8/2023 (Zero Coupon)	8,528,013	1.24
USD 300,000	United States Treasury Bill 31/8/2023 (Zero Coupon)	296,316	0.04			22,482,336	3.26
USD 19,250,000	United States Treasury Bill 7/9/2023 (Zero Coupon)	18,998,467	2.76	ルクセンブルグ			
USD 12,400,000	United States Treasury Bill 14/9/2023 (Zero Coupon)	12,230,378	1.77	USD 10,000,000	Banque et Caisse d'Epargne de l'Etat 23/6/2023 (Zero Coupon)	9,969,139	1.45
USD 25,500,000	United States Treasury Bill 19/9/2023 (Zero Coupon)	25,093,286	3.64	USD 7,350,000	Banque et Caisse d'Epargne de l'Etat 11/8/2023 (Zero Coupon)	7,280,710	1.05
USD 17,815,000	United States Treasury Bill 26/9/2023 (Zero Coupon)	17,510,808	2.54			17,249,849	2.50
USD 39,900,000	United States Treasury Bill 12/10/2023 (Zero Coupon)	39,188,178	5.69	南アフリカ			
USD 9,225,000	United States Treasury Bill 24/11/2023 (Zero Coupon)	8,991,157	1.30	USD 10,000,000	KFW International Finance Inc 20/7/2023 (Zero Coupon)	9,931,945	1.44
USD 21,895,000	United States Treasury Bill 30/11/2023 (Zero Coupon)	21,395,440	3.11			9,931,945	1.44
USD 5,610,000	United States Treasury Bill 18/4/2024 (Zero Coupon)	5,382,692	0.78	スペイン			
USD 5,000,000	United States Treasury Bill 16/5/2024 (Zero Coupon)	4,775,879	0.69	USD 5,000,000	Banco Santander SA 4/10/2023 (Zero Coupon)	4,910,417	0.71
USD 22,700,000	United States Treasury Floating Rate Note FRN 31/10/2023	22,701,228	3.30			4,910,417	0.71
USD 15,000,000	United States Treasury Note/Bond 1.50%/29/2/2024	14,583,343	2.12	スウェーデン			
USD 12,000,000	United States Treasury Note/Bond 2.25%/31/5/2024	11,706,097	1.70	USD 7,500,000	Svenska Handelsbanken AB FRN 13/7/2023	7,500,000	1.09
		232,574,424	33.76	USD 5,000,000	Svenska Handelsbanken AB FRN 28/7/2023	5,000,000	0.73
債券合計		232,574,424	33.76			12,500,000	1.82
譲渡性預金証書				英国			
	カナダ			USD 13,250,000	Lloyds Bank Plc 2/8/2023 (Zero Coupon)	13,135,903	1.91
USD 5,000,000	Toronto-Dominion Bank FRN 29/1/2024	5,000,000	0.73			13,135,903	1.91
		5,000,000	0.73	米国			
	フランス			USD 5,000,000	Alinghi Funding Co LLC 13/7/2023 (Zero Coupon)	4,970,425	0.72
USD 5,000,000	BNP Paribas SA FRN 16/11/2023	5,000,000	0.72	USD 5,000,000	Amazon.com Inc 28/6/2023 (Zero Coupon)	4,982,000	0.72
USD 7,500,000	Credit Industriel Et Commercial SA FRN 10/7/2023	7,500,320	1.09	USD 10,000,000	Amazon.com Inc 17/7/2023 (Zero Coupon)	9,937,644	1.44
		12,500,320	1.81	USD 15,750,000	Chariot Funding LLC 14/6/2023 (Zero Coupon)	15,722,472	2.28
	日本			USD 5,000,000	Charta LLC 16/6/2023 (Zero Coupon)	4,989,708	0.73
USD 5,000,000	Mizuho Bank Ltd FRN 21/2/2024	5,000,000	0.73	USD 7,125,000	Ciesco LLC 5/6/2023 (Zero Coupon)	7,120,978	1.03
		5,000,000	0.73	USD 1,500,000	Columbia Funding Company LLC 5/6/2023 (Zero Coupon)	1,499,221	0.22
	英国			USD 5,723,000	Cooperative Rabobank UA 25/9/2023 (Zero Coupon)	5,631,534	0.82
USD 7,500,000	Oversea Chinese Banking Corporation FRN 14/7/2023	7,498,838	1.09	USD 9,950,000	Cooperative Rabobank UA 2/10/2023 (Zero Coupon)	9,784,100	1.42
		7,498,838	1.09	USD 10,000,000	Federation des Caisses Desjardins du Quebec 28/8/2023 (Zero Coupon)	9,874,600	1.43
	米国			USD 2,750,000	GTA Funding LLC 10/7/2023 (Zero Coupon)	2,734,687	0.40
USD 4,510,000	Bank of America NA FRN 14/7/2023	4,510,000	0.65	USD 9,500,000	GTA Funding LLC 4/8/2023 (Zero Coupon)	9,411,840	1.37
USD 6,000,000	Natixis SA FRN 2/2/2024	6,000,000	0.87	USD 12,000,000	ING US Funding LLC 1/9/2023 (Zero Coupon)	11,850,653	1.72
		10,510,000	1.52	USD 4,400,000	ING US Funding LLC 25/9/2023 (Zero Coupon)	4,329,962	0.63
譲渡性預金証書合計		40,509,158	5.88	USD 12,100,000	John Deere Capital Corp 22/6/2023 (Zero Coupon)	12,064,708	1.75
				USD 5,000,000	John Deere Capital Corp 7/8/2023 (Zero Coupon)	4,952,356	0.72
				USD 7,520,000	Johnson & Johnson 13/7/2023 (Zero Coupon)	7,477,713	1.09
コマーシャル・ペーパー				USD 7,500,000	Linde Plc 5/7/2023 (Zero Coupon)	7,464,088	1.08
	オーストラリア			USD 5,200,000	L'Oreal SA 7/6/2023 (Zero Coupon)	5,195,840	0.75
USD 5,000,000	Commonwealth Bank of Australia FRN 16/2/2024	5,000,000	0.73	USD 13,800,000	L'Oreal SA 24/8/2023 (Zero Coupon)	13,622,238	1.98
USD 5,000,000	National Australia Bank Ltd 1/6/2023 (Zero Coupon)	5,000,000	0.73	USD 9,750,000	Macquarie Bank Ltd FRN 22/6/2023	9,750,000	1.42
USD 10,000,000	National Australia Bank Ltd FRN 13/7/2023	10,000,000	1.45	USD 9,600,000	Nederlandse Waterschapsbank NV 1/6/2023 (Zero Coupon)	9,600,000	1.39

保有高	銘柄	時価 (米ドル)	純資産比率 (%)
USD 15,600,000	Nederlandse Waterschapbank NV 19/7/2023 (Zero Coupon)	15,493,920	2.25
USD 6,100,000	Nestle Finance International Ltd 28/9/2023 (Zero Coupon)	5,996,300	0.87
USD 9,250,000	Oesterreichische Kontrollbank AG 26/6/2023 (Zero Coupon)	9,217,432	1.34
USD 7,500,000	Old Line Funding LLC 11/7/2023 (Zero Coupon)	7,458,750	1.08
USD 17,500,000	Old Line Funding LLC 4/12/2023 (Zero Coupon)	16,999,092	2.47
USD 13,100,000	Pacific Life Insurance Co 21/6/2023 (Zero Coupon)	13,062,592	1.90
USD 8,750,000	Ridgfield Funding Co LLC 2/6/2023 (Zero Coupon)	8,675,858	1.26
USD 9,500,000	Royal Bank of Canada 20/6/2023 (Zero Coupon)	9,475,181	1.38
USD 14,000,000	Siemens Capital Co LLC 30/6/2023 (Zero Coupon)	13,943,837	2.02
USD 4,500,000	Societe Generale SA FRN 17/11/2023	4,500,000	0.65
USD 6,500,000	Suncorp Metway Ltd 6/6/2023 (Zero Coupon)	6,495,613	0.94

保有高	銘柄	時価 (米ドル)	純資産比率 (%)
USD 7,000,000	Toyota Motor Credit Corp 5/7/2023 (Zero Coupon)	6,968,597	1.01
USD 10,000,000	United Overseas Bank Ltd 28/7/2023 (Zero Coupon)	9,917,667	1.44
		301,181,606	43.72
	コマーシャル・ペーパー合計	450,282,560	65.37
	公認の証券取引所に上場されているまたは その他の規制市場で取引されている譲渡可能な 有価証券および短期金融商品合計	723,648,457	105.05
	投資有価証券(時価)合計	723,648,457	105.05
	その他の純負債	(34,780,398)	(5.05)
	純資産合計(米ドル)	688,868,059	100.00

差金決済契約 (2023年5月31日現在)

保有高	銘柄	取引相手	未実現純評価益/損 (米ドル)	保有高	銘柄	取引相手	未実現純評価益/損 (米ドル)	保有高	銘柄	取引相手	未実現純評価益/損 (米ドル)
デリバティブ金融商品				(22,054)	23andMe Holding Co 'A'	HSBC	4,852	12,598	A10 Networks Inc	Morgan Stanley	9,763
差金決済契約				(45,909)	23andMe Holding Co 'A'	Morgan Stanley	5,509	6,500	AAON Inc	Barclays Bank	(22,100)
	ブラジル							(11,181)	AAR Corp	Goldman Sachs	25,381
13,100	Agreenco Ltd BDR*	Morgan Stanley	—	8,250	2seventy bio Inc	Bank of America	1,403	(4,708)	AAR Corp	HSBC	7,957
(3)	Banco ABC Brasil SA (Pref)	Morgan Stanley	1			Merrill Lynch		(1,986)	AAR Corp	Morgan Stanley	6,236
			1	3,035	2seventy bio Inc	Barclays Bank	819	27,372	Aaron's Co Inc	Barclays Bank	(12,865)
				2,041	2seventy bio Inc	Goldman Sachs	347	10,311	Aaron's Co Inc	HSBC	(722)
	カナダ			9,031	2seventy bio Inc	HSBC	4,606	13,043	Aaron's Co Inc	Morgan Stanley	(6,130)
21,785	Perpetua Resources Corp	Bank of America Merrill Lynch	(14,378)	6,849	2seventy bio Inc	Morgan Stanley	1,849	9,945	Abbott Laboratories	Bank of America	(88,113)
31,184	Perpetua Resources Corp	Barclays Bank	(13,097)	6,033	2U Inc	Bank of America	(482)	476	Abbott Laboratories	Goldman Sachs	(4,218)
19,842	Perpetua Resources Corp	Goldman Sachs	(13,096)	22,723	2U Inc	Merrill Lynch		7,277	Abbott Laboratories	HSBC	(72,188)
24,588	Perpetua Resources Corp	HSBC	(21,883)	455	2U Inc	Goldman Sachs	(36)	4,310	Abbott Laboratories	Morgan Stanley	(31,334)
12,571	Perpetua Resources Corp	Morgan Stanley	(5,280)	388	2U Inc	HSBC	8	(472)	AbbVie Inc	Barclays Bank	4,215
(26,058)	Poseidon Concepts Corp*	Morgan Stanley	5,211	6,031	2U Inc	Morgan Stanley	(2,111)	(1,477)	AbbVie Inc	Goldman Sachs	15,686
12,100	Sears Canada Inc*	Morgan Stanley	(5,557)	(7,471)	3D Systems Corp	Bank of America	358	17,212	AbCellera	Barclays Bank	6,368
			(68,080)			Merrill Lynch			Biologics Inc		
	ケイマン諸島			(24,009)	3D Systems Corp	Barclays Bank	6,723	13,900	AbCellera	HSBC	17,653
(27,864)	SMART Global Holdings Inc	Goldman Sachs	(159,382)	(71,687)	3D Systems Corp	Goldman Sachs	15,054	4,562	Abercrombie & Fitch Co 'A'	Bank of America	31,478
(18,315)	SMART Global Holdings Inc	HSBC	(116,483)	(59,122)	3D Systems Corp	HSBC	56,757	3,907	Abercrombie & Fitch Co 'A'	Merrill Lynch	
			(275,865)	(23,999)	3D Systems Corp	Morgan Stanley	2,348		Abercrombie & Fitch Co 'A'	Barclays Bank	33,561
				(39,377)	3M Co	Barclays Bank	283,120	7,310	Abercrombie & Fitch Co 'A'	Morgan Stanley	62,793
	メキシコ			(7,413)	3M Co	Goldman Sachs	44,256	(765)	ABIOMED Inc*	Barclays Bank	(2,157)
12,916	Prologis Property Mexico SA de CV (REIT)	Goldman Sachs	—	(10,194)	3M Co	HSBC	79,717	(3,054)	ABIOMED Inc*	Goldman Sachs	(5,497)
			—	(5,827)	3M Co	Morgan Stanley	41,896	(36,374)	ABM Industries Inc	Barclays Bank	(28,372)
				6,198	4D Molecular Therapeutics Inc	Goldman Sachs	5,663	(7,257)	ABM Industries Inc	HSBC	(14,151)
	ペルー			(2,693)	5E Advanced Materials Inc	HSBC	4,901	7,579	Absci Corp	HSBC	3,638
7,452	Tahoe Resources Inc	Morgan Stanley	(75)	(46,503)	5E Advanced Materials Inc	Morgan Stanley	13,021	8,262	Absci Corp	Morgan Stanley	744
			(75)	5,599	8x8 Inc	Bank of America	4,031	(26,484)	Acacia Research Corp	Bank of America	1,854
	米国			24,732	8x8 Inc	Barclays Bank	4,204	(55,272)	Acacia Research Corp	Barclays Bank	553
(696)	10X Genomics Inc 'A'	Bank of America Merrill Lynch	64	94,209	8x8 Inc	HSBC	97,670	(30,709)	Acacia Research Corp	Goldman Sachs	2,150
(5,444)	10X Genomics Inc 'A'	Barclays Bank	21,123	7,067	8x8 Inc	Morgan Stanley	1,201	(47,759)	Acacia Research Corp	HSBC	—
(2,624)	10X Genomics Inc 'A'	Goldman Sachs	1,548	(26,447)	908 Devices Inc	Barclays Bank	(2,512)	(33,060)	Acacia Research Corp	Morgan Stanley	331
(2,834)	10X Genomics Inc 'A'	HSBC	4,878	(10,009)	908 Devices Inc	Morgan Stanley	(951)	738	Academy Sports & Outdoors Inc	Bank of America	(7,621)
19,495	1-800-Flowers.com Inc 'A'	Barclays Bank	(23,979)	11,305	A O Smith Corp	Bank of America	(34,367)	(13,739)	Academy Sports & Outdoors Inc	Merrill Lynch	
9,512	1-800-Flowers.com Inc 'A'	HSBC	2,663	18,427	A O Smith Corp	Barclays Bank	(55,834)	732	Academy Sports & Outdoors Inc	Barclays Bank	68,695
3,537	1st Source Corp	Barclays Bank	(495)	1,728	A O Smith Corp	Merrill Lynch			Academy Sports & Outdoors Inc	Goldman Sachs	(3,467)
1,003	1st Source Corp	Goldman Sachs	522	18,129	A O Smith Corp	Goldman Sachs	(5,253)	3,353	Academy Sports & Outdoors Inc	HSBC	(21,004)
21,676	1st Source Corp	HSBC	14,089	11,803	A O Smith Corp	HSBC	(81,848)		Academy Sports & Outdoors Inc		
(1,493)	1stdibs.com Inc	Barclays Bank	(75)	17,395	A10 Networks Inc	Morgan Stanley	(35,763)	13,718	Academy Sports & Outdoors Inc	Morgan Stanley	(67,513)
(1,086)	1stdibs.com Inc	Goldman Sachs	33			Barclays Bank	13,481				
(7,335)	1stdibs.com Inc	HSBC	2,127								
(28,594)	1stdibs.com Inc	Morgan Stanley	(1,430)								

ブラックロック・ストラテジック・ファンズ ブラックロック・アメリカズ・ダイバーシファイド・エクイティ・アブソルート・リターン・ファンド

保有高	銘柄	取引相手	未実現損益/(損) (米ドル)	保有高	銘柄	取引相手	未実現損益/(損) (米ドル)	保有高	銘柄	取引相手	未実現損益/(損) (米ドル)
(2,258)	Acadia Healthcare Co Inc	Bank of America Merrill Lynch	7,339	(14,089)	ACNB Corp	Goldman Sachs	(5,988)	(14,452)	Adeia Inc	HSBC	(32,463)
(6,361)	Acadia Healthcare Co Inc	Barclays Bank	25,635	(1,173)	ACNB Corp	HSBC	(2,000)	(10,197)	Adeia Inc	Morgan Stanley	(3,365)
3,656	Acadia Healthcare Co Inc	Barclays Bank	(14,734)	(16,732)	Actinium Pharmaceuticals Inc	Bank of America Merrill Lynch	17,401	(20,420)	Adicet Bio Inc	Bank of America Merrill Lynch	33,693
2,617	Acadia Healthcare Co Inc	Goldman Sachs	(8,505)	(1,197)	Activision Blizzard Inc	Bank of America Merrill Lynch	(3,103)	(9,094)	Adicet Bio Inc	Barclays Bank	7,639
(15,966)	Acadia Healthcare Co Inc	HSBC	5,588	(1,783)	Activision Blizzard Inc	Goldman Sachs	(2,540)	(1,838)	Adient Bio Inc	Goldman Sachs	3,033
4,770	Acadia Healthcare Co Inc	HSBC	(1,670)	(7,216)	Activision Blizzard Inc	HSBC	(30,660)	13,480	Adient Plc	Bank of America Merrill Lynch	(21,164)
(7,030)	ACADIA Pharmaceuticals Inc	HSBC	(18,137)	1,085	Acuity Brands Inc	Bank of America Merrill Lynch	(7,063)	2,905	Adient Plc	Barclays Bank	(5,781)
(1,424)	ACADIA Pharmaceuticals Inc	Morgan Stanley	1,996	1,818	Acuity Brands Inc	Barclays Bank	(11,853)	8,054	Adient Plc	Goldman Sachs	(12,645)
10,858	Acadia Realty Trust (REIT)	Bank of America Merrill Lynch	(7,166)	519	Acuity Brands Inc	Goldman Sachs	(3,379)	5,844	Adient Plc	HSBC	(12,155)
41,400	Acadia Realty Trust (REIT)	Barclays Bank	(12,006)	857	Acuity Brands Inc	HSBC	(5,030)	8,076	Adient Plc	Morgan Stanley	(16,071)
32,707	Acadia Realty Trust (REIT)	Goldman Sachs	(21,587)	989	Acuity Brands Inc	Morgan Stanley	(6,448)	17,982	ADMA Biologics Inc	Barclays Bank	(1,618)
85,359	Acadia Realty Trust (REIT)	HSBC	(56,337)	1,991	Acumen Pharmaceuticals Inc	Bank of America Merrill Lynch	(2,668)	2,157	Adobe Inc	Bank of America Merrill Lynch	150,192
14,498	Acadia Realty Trust (REIT)	Morgan Stanley	(4,204)	6,724	Acumen Pharmaceuticals Inc	Barclays Bank	(3,026)	3,020	Adobe Inc	Barclays Bank	130,615
4,969	Accel Entertainment Inc	Bank of America Merrill Lynch	(1,342)	4,817	Acumen Pharmaceuticals Inc	Goldman Sachs	(6,455)	285	Adobe Inc	Goldman Sachs	16,850
41,867	Accel Entertainment Inc	Barclays Bank	(14,235)	(727)	Acushnet Holdings Corp	Bank of America Merrill Lynch	(646)	855	Adobe Inc	HSBC	60,910
21,191	Accel Entertainment Inc	Goldman Sachs	(5,722)	(20,489)	Acushnet Holdings Corp	Barclays Bank	(19,014)	3,898	Adobe Inc	Morgan Stanley	168,588
15,519	Accel Entertainment Inc	HSBC	2,017	(1,978)	Acushnet Holdings Corp	HSBC	13,609	59,189	ADT Inc	Bank of America Merrill Lynch	(15,389)
12,296	Accel Entertainment Inc	Morgan Stanley	(4,181)	(434)	Acushnet Holdings Corp	Morgan Stanley	(220)	(20,792)	ADT Inc	Barclays Bank	6,653
1,095	Accenture Plc 'A'	HSBC	45,311	(10,037)	ACV Auctions Inc 'A'	Barclays Bank	5,320	26,587	ADT Inc	Morgan Stanley	(8,508)
(1,834)	Accenture Plc 'A'	HSBC	(75,891)	(25,313)	ACV Auctions Inc 'A'	Goldman Sachs	(7,088)	(3,590)	Adtalem Global Education Inc	Bank of America Merrill Lynch	(5,349)
(683)	Accenture Plc 'A'	Morgan Stanley	(10,416)	885	Adams Resources & Energy Inc	Barclays Bank	(434)	(8,183)	Adtalem Global Education Inc	Barclays Bank	7,528
(25,647)	ACCO Brands Corp	Bank of America Merrill Lynch	10,201	6,193	Adams Resources & Energy Inc	Goldman Sachs	926	(13,533)	Adtalem Global Education Inc	Goldman Sachs	(20,164)
(5,799)	ACCO Brands Corp	HSBC	789	3,148	Adams Resources & Energy Inc	Morgan Stanley	(1,543)	(7,591)	Adtalem Global Education Inc	HSBC	(3,720)
(63,531)	ACCO Brands Corp	Morgan Stanley	24,084	(11,695)	AdaptHealth Corp	Bank of America Merrill Lynch	8,187	(41,132)	ADTRAN Holdings Inc	Barclays Bank	9,269
9,586	Accolade Inc	Goldman Sachs	7,861	(1,667)	AdaptHealth Corp	Morgan Stanley	5,329	(15,221)	ADTRAN Holdings Inc	Morgan Stanley	1,459
10,000	Accolade Inc	HSBC	750	(5,609)	Adaptive Biotechnologies Corp	Bank of America Merrill Lynch	3,614	1,840	Aduro Biotech Holdings Europe BV*	Barclays Bank	4,672
3,991	Accolade Inc	Morgan Stanley	2,594	7,376	Adaptive Biotechnologies Corp	Bank of America Merrill Lynch	54,114	4,665	Aduro Biotech Holdings Europe BV*	Morgan Stanley	11,844
18,083	Accuray Inc	Barclays Bank	(3,255)	88,712	Adaptive Biotechnologies Corp	Barclays Bank	54,114	2,613	Advance Auto Parts Inc	Bank of America Merrill Lynch	(117,532)
51,367	Accuray Inc	Goldman Sachs	(514)	17,451	Adaptive Biotechnologies Corp	Goldman Sachs	8,551	2,414	Advance Auto Parts Inc	Barclays Bank	(102,523)
84,942	Accuray Inc	Morgan Stanley	(15,290)	33,769	Adaptive Biotechnologies Corp	HSBC	12,832	1,169	Advance Auto Parts Inc	Goldman Sachs	(46,561)
59,092	ACI Worldwide Inc	Barclays Bank	(70,319)	36,238	Adaptive Biotechnologies Corp	Morgan Stanley	22,105	(2,968)	Advanced Drainage Systems Inc	Bank of America Merrill Lynch	(15,439)
(5,031)	Aclaris Therapeutics Inc	Bank of America Merrill Lynch	302	869	Addus HomeCare Corp	Bank of America Merrill Lynch	1,642	(6,267)	Advanced Drainage Systems Inc	Barclays Bank	(8,083)
(6,912)	Aclaris Therapeutics Inc	Goldman Sachs	415	(11,695)	Addus HomeCare Corp	Morgan Stanley	22,105	(7,937)	Advanced Drainage Systems Inc	Goldman Sachs	(75,212)
(5,885)	Aclaris Therapeutics Inc	HSBC	824	(1,667)	Addus HomeCare Corp	Barclays Bank	568	(1,250)	Advanced Drainage Systems Inc	HSBC	(13,456)
(2,260)	Aclaris Therapeutics Inc	Morgan Stanley	271	(5,609)	Addus HomeCare Corp	Goldman Sachs	2,449	(6,864)	Advanced Drainage Systems Inc	Morgan Stanley	(9,472)
(1,915)	ACM Research Inc 'A'	Bank of America Merrill Lynch	(670)	7,376	Addus HomeCare Corp	HSBC	2,922	(10,628)	Advanced Emissions Solutions Inc	Barclays Bank	(638)
(10,330)	ACM Research Inc 'A'	Barclays Bank	(2,066)	1,861	Addus HomeCare Corp	Morgan Stanley	7	(5,462)	Advanced Emissions Solutions Inc	HSBC	2,403
(1,841)	ACM Research Inc 'A'	HSBC	55	(2,483)	Adeia Inc	Bank of America Merrill Lynch	(1,192)	(15,235)	Advanced Emissions Solutions Inc	Morgan Stanley	(914)
(1,027)	ACNB Corp	Bank of America Merrill Lynch	(436)	(26,771)	Adeia Inc	Barclays Bank	(8,834)	6,167	Advanced Energy Industries Inc	Bank of America Merrill Lynch	66,110
(18,000)	ACNB Corp	Barclays Bank	(90)					8,820	Advanced Energy Industries Inc	Barclays Bank	39,602

ブラックロック・ストラテジック・ファンズ ブラックロック・アメリカズ・ダイバーシファイド・エクイティ・アブソルート・リターン・ファンド

保有高	銘柄	取引相手	未実現評価増益/(減) (米ドル)	保有高	銘柄	取引相手	未実現評価増益/(減) (米ドル)	保有高	銘柄	取引相手	未実現評価増益/(減) (米ドル)
4,120	Advanced Energy Industries Inc	HSBC	47,668	(2,969)	Affirm Holdings Inc	Barclays Bank	(2,598)	1,865	Air Products and Chemicals Inc	Morgan Stanley	(7,833)
9,448	Advanced Energy Industries Inc	Morgan Stanley	42,422	1,938	Affirm Holdings Inc	Goldman Sachs	5,048	(1,104)	Air Transport Services Group Inc	Bank of America	47
(2,672)	Advanced Micro Devices Inc	Bank of America	(27,620)	(16,486)	Aflac Inc	Bank of America	24,109	(2,506)	Air Transport Services Group Inc	Merrill Lynch	(376)
(7,614)	Advanced Micro Devices Inc	Barclays Bank	(107,249)	(71,681)	Aflac Inc	Barclays Bank	139,061	(12,799)	Air Transport Services Group Inc	HSBC	(29,694)
(2,056)	Advanced Micro Devices Inc	HSBC	(53,016)	(29,673)	Aflac Inc	Goldman Sachs	41,588	(28,643)	Air Transport Services Group Inc	Morgan Stanley	(3,318)
(4,167)	Advanced Micro Devices Inc	Morgan Stanley	(58,943)	(46,507)	Aflac Inc	HSBC	139,521	(3,589)	Airbnb Inc 'A'	Goldman Sachs	3,481
(3,728)	AdvanSix Inc	Bank of America	1,734	(44,392)	Aflac Inc	Morgan Stanley	86,120	(801)	Airbnb Inc 'A'	HSBC	16,693
(6,122)	AdvanSix Inc	Merrill Lynch		(2,162)	AGCO Corp	Barclays Bank	7,718	(5,663)	Airbnb Inc 'A'	Morgan Stanley	28,994
(5,176)	AdvanSix Inc	Barclays Bank	11,050	6,697	AGCO Corp	Goldman Sachs	(82,775)	(6,303)	Airgain Inc	Bank of America	(2,143)
(1,271)	AdvanSix Inc	Goldman Sachs	2,407	4,838	AGCO Corp	HSBC	(76,259)	(30,288)	Airgain Inc	Barclays Bank	(1,310)
(47,080)	Advantage Solutions Inc	Barclays Bank	(3,766)	2,009	AGCO Corp	Morgan Stanley	(7,172)	(11,105)	Airgain Inc	Goldman Sachs	(10,298)
(21,247)	Advantage Solutions Inc	Goldman Sachs	(9,349)	23,042	Agenu Inc	Barclays Bank	(922)	11,105	Akamai Technologies Inc	Barclays Bank	50,306
36,621	AECOM	Bank of America	(72,876)	39,782	Agenu Inc	Goldman Sachs	(2,785)	266	Akamai Technologies Inc	HSBC	3,493
25,015	AECOM	Merrill Lynch		14,700	Agenu Inc	HSBC	(2,058)	15,095	Akamai Technologies Inc	Morgan Stanley	68,380
7,497	AECOM	Barclays Bank	(48,529)	12,979	Agenu Inc	Morgan Stanley	(519)	4,700	Akazoo SA*	Bank of America	(5,452)
51,033	AECOM	Goldman Sachs	(14,919)	4,576	Agilent Technologies Inc	Bank of America	(57,566)	5,417	Akazoo SA*	Merrill Lynch	
25,737	AECOM	HSBC	(257,207)	13,804	Agilent Technologies Inc	Merrill Lynch		11,200	Akazoo SA*	Barclays Bank	(6,284)
(2,018)	Aehr Test Systems	Barclays Bank	(15,276)	12,097	Agilent Technologies Inc	Goldman Sachs	(152,180)	7,099	Akazoo SA*	Goldman Sachs	(12,992)
(782)	Aerovate Therapeutics Inc	Barclays Bank	1,357	16,352	Agilent Technologies Inc	HSBC	(278,638)	(6,093)	Akazoo SA*	Morgan Stanley	(71)
(4,818)	Aerovate Therapeutics Inc	Goldman Sachs	23,199	10,173	Agilent Technologies Inc	Morgan Stanley	(139,166)	(937)	Akero Therapeutics Inc	Goldman Sachs	19,315
(922)	Aerovate Therapeutics Inc	HSBC	5,242	(20,339)	Agiliti Inc	Barclays Bank	(2,644)	(685)	Akero Therapeutics Inc	HSBC	918
(1,917)	Aerovate Therapeutics Inc	Morgan Stanley	3,326	(10,071)	Agiliti Inc	Goldman Sachs	(11,582)	8,858	Akero Therapeutics Inc	Morgan Stanley	767
(787)	AeroVironment Inc	Bank of America	10,469	(5,097)	Agiliti Inc	HSBC	(1,376)	(1,872)	Akouos Inc*	Barclays Bank	6,998
(4,300)	AeroVironment Inc	Merrill Lynch		(4,093)	Agiliti Inc	Morgan Stanley	(532)	(157,161)	Akoustis Technologies Inc	Bank of America	(412)
(816)	AeroVironment Inc	Barclays Bank	71,079	(21,901)	agilon health Inc	Bank of America	82,567	(7,105)	Akoustis Technologies Inc	Merrill Lynch	(39,290)
(1,164)	AeroVironment Inc	HSBC	9,943	(33,808)	agilon health Inc	Merrill Lynch		(55,436)	Akoustis Technologies Inc	HSBC	(1,705)
(3,987)	AerSale Corp	Morgan Stanley	15,008	(15,465)	agilon health Inc	Goldman Sachs	58,303	(8,232)	Akoya Biosciences Inc	Bank of America	576
(1,961)	AerSale Corp	Barclays Bank	6,171	519	Agilysys Inc	Goldman Sachs	33,808	(7,079)	Akoya Biosciences Inc	Merrill Lynch	
(25,303)	AerSale Corp	Goldman Sachs	1,353	659	Agilysys Inc	Goldman Sachs	33,808	1,437	Alamo Group Inc	Barclays Bank	496
21,302	AES Corp	Morgan Stanley	38,339	2,231	Agilysys Inc	Morgan Stanley	6,224	548	Alamo Group Inc	Goldman Sachs	(4,417)
19,425	AES Corp	Bank of America	(15,754)	1,259	Agios Pharmaceuticals Inc	Barclays Bank	(1,335)	6,186	Alarm.com Holdings Inc	Bank of America	1,282
14,758	AES Corp	Merrill Lynch		5,479	Agios Pharmaceuticals Inc	Goldman Sachs	(3,123)	2,669	Alarm.com Holdings Inc	Merrill Lynch	
2,062	AES Corp	Barclays Bank	(10,070)	3,986	Agios Pharmaceuticals Inc	Morgan Stanley	(4,225)	13,345	Alarm.com Holdings Inc	Barclays Bank	(4,697)
24,042	AES Corp	Goldman Sachs	(3,358)	(51,714)	AGNC Investment Corp (REIT)	Bank of America	(3,361)	9,496	Alarm.com Holdings Inc	Goldman Sachs	3,171
(14,360)	AEye Inc	Barclays Bank	(144)	(237,348)	AGNC Investment Corp (REIT)	Merrill Lynch		11,209	Alarm.com Holdings Inc	HSBC	34,198
(41,198)	AEye Inc	HSBC	396	(27,499)	AGNC Investment Corp (REIT)	Barclays Bank	(3,560)	25,868	Alarm.com Holdings Inc	Morgan Stanley	(19,728)
(89,508)	AEye Inc	Morgan Stanley	(895)	(21,023)	AGNC Investment Corp (REIT)	Morgan Stanley	(315)	33,289	Alarm.com Holdings Inc	Barclays Bank	4,027
1,427	Affiliated Managers Group Inc	Barclays Bank	(3,510)	(14,031)	Agree Realty Corp (REIT)	Bank of America	5,883	(8,500)	Alaska Air Group Inc	Goldman Sachs	58,256
283	Affiliated Managers Group Inc	Goldman Sachs	(651)	(15,192)	Agree Realty Corp (REIT)	Merrill Lynch	17,890	(2,615)	Alaska Air Group Inc	Barclays Bank	34,340
1,092	Affiliated Managers Group Inc	HSBC	(2,315)	(10,426)	Agree Realty Corp (REIT)	Barclays Bank	17,890	(1,603)	Albany International Corp 'A'	Barclays Bank	4,340
459	Affiliated Managers Group Inc	Morgan Stanley	(1,129)	(16,443)	Agree Realty Corp (REIT)	Goldman Sachs	16,681	(2,92)	Albany International Corp 'A'	HSBC	34,340
8,639	Affirmed NV	Barclays Bank	(1,687)	(9,971)	Agree Realty Corp (REIT)	HSBC	16,056	(7,079)	Albany International Corp 'A'	Goldman Sachs	496
24,812	Affirmed NV	Goldman Sachs	(347)	(25,321)	Air Lease Corp	Goldman Sachs	(503)	1,437	Albany International Corp 'A'	Barclays Bank	(16,726)
9,086	Affirmed NV	HSBC	(71)	(953)	Air Lease Corp	HSBC	342	548	Albany International Corp 'A'	Goldman Sachs	(4,417)
10,725	Affirm Holdings Inc	Barclays Bank	9,384	(1,742)	Air Lease Corp	Morgan Stanley	608	6,186	Albany International Corp 'A'	Bank of America	1,282
				668	Air Products and Chemicals Inc	Barclays Bank	(2,806)	2,669	Albany International Corp 'A'	Merrill Lynch	
				(2,253)	Air Products and Chemicals Inc	Goldman Sachs	19,128	13,345	Albany International Corp 'A'	Barclays Bank	(4,697)
								9,496	Albany International Corp 'A'	Goldman Sachs	3,171
								11,209	Albany International Corp 'A'	HSBC	34,198
								25,868	Albany International Corp 'A'	Morgan Stanley	(19,728)
								33,289	Albany International Corp 'A'	Barclays Bank	4,027
								(8,500)	Albany International Corp 'A'	Goldman Sachs	58,256
								(2,615)	Albany International Corp 'A'	Barclays Bank	34,340
								(1,603)	Albany International Corp 'A'	HSBC	34,340
								(2,92)	Albany International Corp 'A'	Goldman Sachs	496
								(777)	Albany International Corp 'A'	Barclays Bank	(16,726)
								(5,062)	Albany International Corp 'A'	Goldman Sachs	(4,417)
								(7,813)	Albany International Corp 'A'	Bank of America	1,282
								(47,551)	Albany International Corp 'A'	Merrill Lynch	
									Albany International Corp 'A'	Barclays Bank	1,045
									Albany International Corp 'A'	Goldman Sachs	2,377

ブラックロック・ストラテジック・ファンズ ブラックロック・アメリカズ・ダイバーシファイド・エクイティ・アブソルート・リターン・ファンド

保有高	銘柄	取引相手	未実現評価益/(損) (米ドル)	保有高	銘柄	取引相手	未実現評価益/(損) (米ドル)	保有高	銘柄	取引相手	未実現評価益/(損) (米ドル)
(7,374)	Albertsons Cos Inc 'A'	HSBC	4,056	(20,234)	Alight Inc 'A'	HSBC	14,366	(919)	Allison Transmission Holdings Inc	Bank of America	414
(5,288)	Albertsons Cos Inc 'A'	Morgan Stanley	159	217	Align	Bank of America	(3,980)	32,302	Allison Transmission Holdings Inc	Merrill Lynch	(31,333)
2,834	Alcoa Corp	Bank of America	(5,134)	(269)	Align Technology Inc	Merrill Lynch	971	(15,203)	Allison Transmission Holdings Inc	Barclays Bank	14,747
8,252	Alcoa Corp	Merrill Lynch	(22,319)	(92)	Align Technology Inc	HSBC	105	3,909	Allison Transmission Holdings Inc	Barclays Bank	(1,759)
7,043	Alcoa Corp	Barclays Bank	(22,319)	661	Align Technology Inc	Morgan Stanley	(14,469)	(14,084)	Allison Transmission Holdings Inc	Goldman Sachs	7,347
13,789	Alcoa Corp	Goldman Sachs	(35,285)	(1,145)	Align Technology Inc	Morgan Stanley	20,928	9,826	Allison Transmission Holdings Inc	HSBC	(98)
5,767	Alcoa Corp	HSBC	(66,737)	17,529	Alignment	Bank of America	(18,405)	(4,235)	Allison Transmission Holdings Inc	HSBC	2,811
(12,730)	Aldeyra Therapeutics Inc	Morgan Stanley	(21,464)	17,033	Alignment Healthcare Inc	Merrill Lynch	(14,819)	(4,313)	Allison Transmission Holdings Inc	Morgan Stanley	4,184
(1,868)	Aldeyra Therapeutics Inc	Barclays Bank	5,092	9,008	Alignment Healthcare Inc	Goldman Sachs	(9,458)	10,182	Allogene	Barclays Bank	(8,960)
16,589	Alector Inc	Bank of America	(3,815)	(13,093)	Alkami	Bank of America	(17,283)	17,423	Allogene Therapeutics Inc	Goldman Sachs	(26,657)
18,722	Alector Inc	Merrill Lynch	562	(10,554)	Alkami Technology Inc	Merrill Lynch	(1,689)	19,860	Allovir Inc	Barclays Bank	(11,519)
35,552	Alector Inc	Barclays Bank	562	(7,016)	Alkami Technology Inc	Goldman Sachs	(9,261)	4,246	Allovir Inc	Goldman Sachs	(2,293)
20,926	Alector Inc	Goldman Sachs	(8,177)	27,351	Alkermes Plc	Barclays Bank	(32,274)	8,248	Allstate Corp	Bank of America	(66,809)
7,120	Alector Inc	HSBC	(4,813)	15,446	Alkermes Plc	Goldman Sachs	(8,211)	16,043	Allstate Corp	Barclays Bank	(132,515)
16,173	Alerus Financial Corp	Morgan Stanley	214	10,056	Alkermes Plc	HSBC	(28,730)	14,860	Allstate Corp	Goldman Sachs	(120,366)
11,239	Alerus Financial Corp	Barclays Bank	18,114	17,608	Allakos Inc	Bank of America	(1,106)	2,552	Allstate Corp	HSBC	(16,052)
23,391	Alerus Financial Corp	Goldman Sachs	31,469	18,550	Allakos Inc	Merrill Lynch	11,872	9,862	Allstate Corp	Morgan Stanley	(81,460)
432	Alerus Financial Corp	HSBC	84,208	(44,925)	Allbirds Inc 'A'	Goldman Sachs	(1,937)	(28,622)	Ally Financial Inc	Bank of America	(36,184)
41,727	Alexander & Baldwin Inc	Morgan Stanley	484	(18,356)	Allbirds Inc 'A'	HSBC	2,246	(28,877)	Ally Financial Inc	Merrill Lynch	(3,176)
39,882	Alexander & Baldwin Inc	Barclays Bank	(16,453)	(24,045)	Allbirds Inc 'A'	Barclays Bank	(6,562)	(1,051)	Ally Financial Inc	Barclays Bank	(3,176)
14,112	Alexander & Baldwin Inc	HSBC	(3,951)	3,314	Alllegiant Travel Co	Morgan Stanley	(1,202)	(6,729)	Ally Financial Inc	HSBC	(12,301)
2,181	Alexander & Baldwin Inc	Morgan Stanley	(602)	194	Alllegiant Travel Co	Barclays Bank	(60)	(17,068)	Ally Financial Inc	Morgan Stanley	(5,254)
(972)	Alexander's Inc (REIT)	Bank of America	6,172	169	Alllegiant Travel Co	HSBC	(407)	(876)	Alylam Pharmaceuticals Inc	Barclays Bank	4,179
(8,113)	Alexander's Inc (REIT)	Merrill Lynch	(11,520)	3,252	Allegion Plc	Morgan Stanley	(11,837)	(1,288)	Alylam Pharmaceuticals Inc	HSBC	27,911
(5,881)	Alexander's Inc (REIT)	Barclays Bank	37,344	19,939	Allegion Plc	Barclays Bank	(80,155)	(1,886)	Alylam Pharmaceuticals Inc	Morgan Stanley	8,996
(2,208)	Alexander's Inc (REIT)	Goldman Sachs	24,288	27,751	Allegion Plc	Goldman Sachs	(101,014)	(10,668)	Alylam Pharmaceuticals Inc	Barclays Bank	(2,880)
(1,317)	Alexander's Inc (REIT)	HSBC	(1,870)	9,042	Allegion Plc	HSBC	(18,848)	(11,529)	Alpha & Omega Semiconductor Ltd	Barclays Bank	(2,880)
4,331	Alexandria Real Estate Equities Inc (REIT)	Bank of America	(32,439)	11,222	Allegion Plc	Morgan Stanley	(45,112)	(14,816)	Alpha & Omega Semiconductor Ltd	Goldman Sachs	(39,660)
(3,945)	Alexandria Real Estate Equities Inc (REIT)	Merrill Lynch	29,548	2,785	Allegro Microsystems Inc	Bank of America	5,821	(17,768)	Alpha & Omega Semiconductor Ltd	HSBC	(58,227)
2,634	Alexandria Real Estate Equities Inc (REIT)	Barclays Bank	(11,511)	1,027	Allegro Microsystems Inc	Merrill Lynch	1,637	(1,786)	Alpha Metallurgical Resources Inc	Bank of America	34,934
(2,770)	Alexandria Real Estate Equities Inc (REIT)	Goldman Sachs	12,105	1,075	Allegro Microsystems Inc	Barclays Bank	304	(1,416)	Alpha Metallurgical Resources Inc	HSBC	32,865
2,439	Alexandria Real Estate Equities Inc (REIT)	HSBC	(114,862)	(1,216)	Allegro Microsystems Inc	Goldman Sachs	(839)	(17,768)	Alpha Pro Tech Ltd	Barclays Bank	1,421
12,720	Alexandria Real Estate Equities Inc (REIT)	Morgan Stanley	16,366	2,190	ALLETE Inc	Morgan Stanley	(2,738)	893	Alpha Teknova Inc	HSBC	1,741
(2,698)	Alexandria Real Estate Equities Inc (REIT)	Barclays Bank	12,232	21,952	ALLETE Inc	HSBC	(49,172)	16,957	Alphabet Inc 'A'	Barclays Bank	(32,557)
(2,799)	Alexandria Real Estate Equities Inc (REIT)	Goldman Sachs	(18,268)	4,052	ALLETE Inc	Morgan Stanley	(7,739)	291	Alphabet Inc 'A'	Goldman Sachs	1,926
(5,889)	Alico Inc	HSBC	(114,862)	(41,818)	Alliant Energy Corp	Barclays Bank	61,054	1,344	Alphabet Inc 'A'	HSBC	20,644
(5,143)	Alico Inc	Morgan Stanley	12,232	(84,836)	Alliant Energy Corp	Goldman Sachs	242,981	27,220	Alphabet Inc 'A'	Morgan Stanley	(52,262)
(2,450)	Alico Inc	Barclays Bank	2,303	(10,517)	Alliant Energy Corp	HSBC	34,879	(8,017)	Alphatec Holdings Inc	Barclays Bank	4,009
(7,613)	Alico Inc	Goldman Sachs	(2,303)	(38,654)	Alliant Energy Corp	Morgan Stanley	54,422	(1,055)	Alphatec Holdings Inc	Goldman Sachs	(285)
(7,613)	Alico Inc	HSBC	(6,014)	4,073	Allied Motion Technologies Inc	Bank of America	5,277	(4,753)	Alphatec Holdings Inc	Goldman Sachs	(7,652)
(2,157)	Alico Inc	Morgan Stanley	1,510	9,176	Allied Motion Technologies Inc	Merrill Lynch	2,202	(12,147)	Alpine Immune Sciences Inc	Goldman Sachs	7,045
(93,590)	Alight Inc 'A'	Bank of America	(5,536)	2,595	Allied Motion Technologies Inc	Barclays Bank	2,202	(8,017)	Alta Equipment Group Inc	Barclays Bank	7,045
(94,204)	Alight Inc 'A'	Merrill Lynch	(5,536)	3,686	Allied Motion Technologies Inc	Goldman Sachs	3,124	(1,055)			
		Barclays Bank	(2,303)	1,119	Allied Motion Technologies Inc	HSBC	4,957				
		Goldman Sachs	(2,303)								
		HSBC	(6,014)								
		Morgan Stanley	1,510								
		Barclays Bank	30,885								
		Goldman Sachs	10,363								

ブラックロック・ストラテジック・ファンズ ブラックロック・アメリカズ・ダイバーシファイド・エクイティ・アブソルート・リターン・ファンド

保有高	銘柄	取引相手	未実現損益/(損) (米ドル)	保有高	銘柄	取引相手	未実現損益/(損) (米ドル)	保有高	銘柄	取引相手	未実現損益/(損) (米ドル)
(23,981)	Alta Equipment Group Inc	Goldman Sachs	24,221	6,696	Ambac Financial Group Inc	Barclays Bank	(737)	(10,097)	American Atle & Manufacturing Holdings Inc	Barclays Bank	2,120
(17,708)	Altair Engineering Inc 'A'	Goldman Sachs	(124,310)	10,148	Ambac Financial Group Inc	Goldman Sachs	(8,321)	(9,902)	American Atle & Manufacturing Holdings Inc	HSBC	3,763
6,581	Alteryx Inc 'A'	Bank of America Merrill Lynch	2,567	8,572	Ambac Financial Group Inc	HSBC	(9,429)	48,909	American Eagle Outfitters Inc	Barclays Bank	(59,854)
3,450	Alteryx Inc 'A'	Barclays Bank	(7,832)	1,442	Ambac Financial Group Inc	Morgan Stanley	(159)	13,346	American Eagle Outfitters Inc	Goldman Sachs	(31,630)
6,786	Alteryx Inc 'A'	Goldman Sachs	2,647	1,567	Ambarella Inc	Bank of America Merrill Lynch	3,651	8,325	American Eagle Outfitters Inc	HSBC	(24,226)
5,329	Alteryx Inc 'A'	HSBC	4,476	1,812	Ambarella Inc	Barclays Bank	(6,922)	34,764	American Eagle Outfitters Inc	Morgan Stanley	(42,760)
884	Alteryx Inc 'A'	Morgan Stanley	(2,007)	2,648	Ambarella Inc	Goldman Sachs	6,170	(13,664)	American Electric Power Co Inc	Bank of America Merrill Lynch	99,534
74,333	Alice USA Inc 'A'	Bank of America Merrill Lynch	(14,866)	2,428	Ambarella Inc	HSBC	8,134	(35,104)	American Electric Power Co Inc	Barclays Bank	154,809
73,039	Alice USA Inc 'A'	Barclays Bank	(2,922)	2,971	Ambarella Inc	Morgan Stanley	(11,349)	(14,277)	American Electric Power Co Inc	Goldman Sachs	108,185
100,653	Alice USA Inc 'A'	HSBC	(40,261)	(3,976)	AMC Entertainment Holdings Inc	Barclays Bank	179	(31,942)	American Electric Power Co Inc	Morgan Stanley	140,865
22,270	Alice USA Inc 'A'	Morgan Stanley	(891)	2,187	AMC Entertainment Holdings Inc	HSBC	11	(3,272)	American Equity Investment Life Holding Co	Bank of America Merrill Lynch	(5,072)
(8,275)	Altimmune Inc	Bank of America Merrill Lynch	6,206	(5,402)	AMC Networks Inc 'A'	Barclays Bank	8,211	(43,106)	American Equity Investment Life Holding Co	Barclays Bank	(28,019)
(5,730)	Altimmune Inc	Goldman Sachs	4,298	(6,642)	AMC Networks Inc 'A'	Goldman Sachs	17,402	(9,974)	American Equity Investment Life Holding Co	Goldman Sachs	(15,460)
24,189	Alto Ingredients Inc	Bank of America Merrill Lynch	(1,451)	(9,021)	AMC Networks Inc 'A'	HSBC	32,295	(13,861)	American Equity Investment Life Holding Co	HSBC	(4,737)
33,605	Alto Ingredients Inc	Barclays Bank	(8,401)	(9,021)	AMC Networks Inc 'A'	HSBC	32,295	(2,413)	American Equity Investment Life Holding Co	Morgan Stanley	(1,568)
22,241	Alto Ingredients Inc	Goldman Sachs	(1,334)	(1,906)	Amcpr Plc	Barclays Bank	158	19,761	American Express Co	Goldman Sachs	166,980
25,853	Alto Ingredients Inc	HSBC	17,063	92,082	Amcpr Plc	Barclays Bank	(57,091)	2,528	American Express Co	HSBC	13,676
22,119	Alto Ingredients Inc	Morgan Stanley	(5,530)	2,850	Amcpr Plc	Goldman Sachs	(2,024)	1,423	American Financial Group Inc	Bank of America Merrill Lynch	(5,308)
(7,086)	Altria Group Inc	Bank of America Merrill Lynch	5,840	(75,145)	Amcpr Plc	HSBC	60,867	12,030	American Financial Group Inc	Barclays Bank	(34,045)
(5,775)	Altria Group Inc (709)	Barclays Bank	3,638	97,010	Amcpr Plc	HSBC	(78,578)	8,014	American Financial Group Inc	Goldman Sachs	(29,892)
(3,524)	Altria Group Inc	Goldman Sachs	707	(54,226)	Amcpr Plc	Morgan Stanley	19,006	18,310	American Financial Group Inc	HSBC	(36,803)
(21,364)	Altria Group Inc	HSBC	2,264	(2,470)	Amdocs Ltd	Bank of America Merrill Lynch	1,406	15,102	American Financial Group Inc	Morgan Stanley	(42,739)
(34,057)	Altus Power Inc	Morgan Stanley	13,441	(8,854)	Amdocs Ltd	Barclays Bank	1,594	(37,527)	American Homes 4 Rent 'A' (REIT)	Barclays Bank	(15,761)
(3,773)	Altus Power Inc	Bank of America Merrill Lynch	23,159	(21,699)	Amdocs Ltd	Goldman Sachs	(64,118)	(2,132)	American Homes 4 Rent 'A' (REIT)	HSBC	1,855
(37,876)	Altus Power Inc	Barclays Bank	566	(286)	Amdocs Ltd	HSBC	(1,158)	(12,276)	American Homes 4 Rent 'A' (REIT)	Morgan Stanley	(5,156)
5,967	ALX Oncology Holdings Inc	Barclays Bank	566	(1,451)	Amdocs Ltd	Morgan Stanley	997	(17,604)	American International Group Inc	Bank of America Merrill Lynch	(26,230)
12,103	ALX Oncology Holdings Inc	Morgan Stanley	5,681	(1,451)	Amdocs Ltd	Barclays Bank	(406)	(43,708)	American International Group Inc	Barclays Bank	(3,060)
2,811	ALX Oncology Holdings Inc	Bank of America Merrill Lynch	1,551	310	Amedisys Inc	Barclays Bank	(406)	(9,078)	American International Group Inc	HSBC	(2,542)
9,702	ALX Oncology Holdings Inc	Barclays Bank	2,663	809	Amedisys Inc	Goldman Sachs	769	(14,046)	American National Bankshares Inc	Bank of America Merrill Lynch	(7,372)
2,116	ALX Oncology Holdings Inc	Goldman Sachs	1,116	1,083	Amedisys Inc	HSBC	(5,307)	(6,617)	American National Bankshares Inc	Barclays Bank	(199)
7,462	Amalgamated Financial Corp	Barclays Bank	2,663	2,113	Amedisys Inc	Morgan Stanley	(7,797)	(5,026)	American National Bankshares Inc	HSBC	(9,047)
21,613	Amalgamated Financial Corp	Goldman Sachs	(4,916)	(19,963)	Amerant Bancorp Inc	Barclays Bank	(2,994)				
33,241	Amalgamated Financial Corp	HSBC	5,724	(20,519)	Amerant Bancorp Inc	Goldman Sachs	(29,547)				
2,746	Amalgamated Financial Corp	HSBC	(440)	(12,921)	Amerant Bancorp Inc	HSBC	(21,320)				
7,487	Amalgamated Financial Corp	HSBC	5,724	2,989	Ameren Corp	Bank of America Merrill Lynch	(2,215)				
(4,634)	A-Mark Precious Metals Inc	Morgan Stanley	466	643	Ameren Corp	Bank of America Merrill Lynch	(2,215)				
(1,824)	A-Mark Precious Metals Inc	Barclays Bank	466	1,935	Ameren Corp	Goldman Sachs	(3,119)				
(7,384)	A-Mark Precious Metals Inc	Barclays Bank	466	1,935	Ameren Corp	HSBC	(1,093)				
(323)	Amazon.com Inc	Bank of America Merrill Lynch	(503)	21,301	Ameren Corp	Morgan Stanley	(66,901)				
(1,111)	Amazon.com Inc	Barclays Bank	(20,316)	(2,538)	Ameresco Inc 'A'	Barclays Bank	4,924				
4,338	Ambac Financial Group Inc	Barclays Bank	(20,316)	(1,710)	Ameresco Inc 'A'	Goldman Sachs	547				
		Goldman Sachs	(4,916)	(14)	Ameresco Inc 'A'	Morgan Stanley	27				
		HSBC	(440)	(16,241)	American Airlines Group Inc	Barclays Bank	(7,958)				
		Morgan Stanley	(5,046)	(10)	American Airlines Group Inc	Barclays Bank	1,485				
		Barclays Bank	13,392	42,372	American Assets Trust Inc (REIT)	Bank of America Merrill Lynch	8,474				
		Goldman Sachs	4,213	52,971	American Assets Trust Inc (REIT)	Barclays Bank	(9,535)				
		HSBC	16,540	23,218	American Assets Trust Inc (REIT)	Goldman Sachs	4,644				
		Goldman Sachs	(2,189)	49,145	American Assets Trust Inc (REIT)	HSBC	12,778				
		HSBC	(6,148)	10,235	American Assets Trust Inc (REIT)	Morgan Stanley	(1,842)				
		Bank of America Merrill Lynch	(3,557)								

ブラックロック・ストラテジック・ファンズ ブラックロック・アメリカズ・ダイバーシファイド・エクイティ・アブソルート・リターン・ファンド

保有高	銘柄	取引相手	未実現評価増益/(損) (米ドル)	保有高	銘柄	取引相手	未実現評価増益/(損) (米ドル)	保有高	銘柄	取引相手	未実現評価増益/(損) (米ドル)
(6,292)	American National Bankshares Inc	Morgan Stanley	(189)	(2,973)	America's Car-Mart Inc	Barclays Bank	(5,292)	(6,123)	Amkor Technology Inc	Morgan Stanley	(13,348)
(6,099)	American Outdoor Brands Inc	Barclays Bank	2,928	(1,940)	America's Car-Mart Inc	Goldman Sachs	(10,845)	4,961	Amkor Technology Inc	Morgan Stanley	9,353
10,612	American Public Education Inc	Barclays Bank	(12,947)	(650)	America's Car-Mart Inc	HSBC	(2,249)	(52,634)	AMMO Inc	Bank of America Merrill Lynch	(2,895)
24,238	American Public Education Inc	HSBC	(10,907)	(3,850)	Americold Realty Trust Inc (REIT)	Barclays Bank	2,041	(59,140)	AMMO Inc	Barclays Bank	2,070
4,305	American Public Education Inc	Morgan Stanley	(5,252)	(5,501)	Americold Realty Trust Inc (REIT)	Goldman Sachs	3,961	(30,771)	AMMO Inc	Goldman Sachs	(1,692)
(8,040)	American Realty Investors Inc	Barclays Bank	(2,291)	(12,151)	Americold Realty Trust Inc (REIT)	HSBC	15,918	(165,195)	AMMO Inc	Morgan Stanley	5,782
(1,386)	American Realty Investors Inc	Morgan Stanley	(395)	(8,555)	Americold Realty Trust Inc (REIT)	Morgan Stanley	4,534	(4,369)	AMN Healthcare Services Inc	Bank of America Merrill Lynch	3,231
(38,194)	American Software Inc 'A'	Barclays Bank	9,167	(7,660)	Ameriprise Financial Inc	Barclays Bank	20,299	(2,832)	AMN Healthcare Services Inc	Barclays Bank	(1,293)
(17,011)	American Software Inc 'A'	Goldman Sachs	(7,655)	(384)	Ameriprise Financial Inc	Goldman Sachs	962	(2,662)	AMN Healthcare Services Inc	HSBC	2,822
(10,870)	American States Water Co	Barclays Bank	7,935	(1,893)	Ameriprise Financial Inc	HSBC	(14,368)	(7,084)	AMN Healthcare Services Inc	Morgan Stanley	(6,087)
(25,519)	American States Water Co	Goldman Sachs	53,080	(2,495)	Ameriprise Financial Inc	Morgan Stanley	5,513	34,890	Amneal Pharmaceuticals Inc	Barclays Bank	—
5,758	American Superconductor Corp	Bank of America Merrill Lynch	(173)	(2,584)	AMERISAFE Inc	Barclays Bank	7,287	36,256	Amneal Pharmaceuticals Inc	Goldman Sachs	9,789
4,627	American Superconductor Corp	HSBC	1,851	(2,891)	AMERISAFE Inc	Goldman Sachs	11,969	(3,257)	Amphastar Pharmaceuticals Inc	Bank of America Merrill Lynch	(9,673)
4,483	American Superconductor Corp	Morgan Stanley	179	(2,139)	AMERISAFE Inc	Morgan Stanley	5,756	(2,050)	Amphastar Pharmaceuticals Inc	Barclays Bank	(943)
1,249	American Tower Corp (REIT)	Bank of America Merrill Lynch	(18,710)	(8,360)	AmerisourceBergen Corp	Barclays Bank	56,600	(6,039)	Amphastar Pharmaceuticals Inc	Morgan Stanley	(2,778)
4,711	American Tower Corp (REIT)	Barclays Bank	(61,196)	(4,917)	AmerisourceBergen Corp	Goldman Sachs	38,795	(8,460)	Amphenol Corp 'A'	Morgan Stanley	(2,876)
659	American Tower Corp (REIT)	HSBC	(8,389)	(4,188)	AmerisourceBergen Corp	HSBC	12,120	(66,191)	Amphenol Corp 'A'	Bank of America Merrill Lynch	(46,204)
3,879	American Tower Corp (REIT)	Morgan Stanley	(50,388)	(1,307)	Ames National Corp	Morgan Stanley	8,888	(8,582)	Amphenol Corp 'A'	Goldman Sachs	(8,541)
21,479	American Vanguard Corp	Barclays Bank	(4,940)	(9,423)	Ames National Corp	Bank of America Merrill Lynch	(3,392)	(24,648)	Amphenol Corp 'A'	Goldman Sachs	(13,320)
11,594	American Vanguard Corp	HSBC	(17,391)	(14,000)	Ames National Corp	Barclays Bank	(6,580)	(45,706)	Amphenol Corp 'A'	HSBC	9,599
11,244	American Vanguard Corp	Morgan Stanley	(2,586)	(19,049)	Ames National Corp	Goldman Sachs	(6,858)	(44,285)	Amplify Energy Corp	Barclays Bank	23,471
(10,534)	American Water Works Co Inc	Barclays Bank	3,930	(635)	Ames National Corp	HSBC	(13)	(20,180)	Amplify Energy Corp	Goldman Sachs	(2,018)
(13,381)	American Water Works Co Inc	Goldman Sachs	58,674	(4,150)	Ames National Corp	Morgan Stanley	(1,951)	(39,630)	Amplify Energy Corp	HSBC	5,945
(4,951)	American Water Works Co Inc	HSBC	20,053	25,910	AMETEK Inc	Barclays Bank	(50,783)	(25,339)	Amplify Energy Corp	Morgan Stanley	13,430
(6,960)	American Water Works Co Inc	Morgan Stanley	3,689	9,546	AMETEK Inc	Goldman Sachs	(3,532)	(12,564)	Amplitude Inc 'A'	Bank of America Merrill Lynch	11,810
18,276	American Well Corp 'A'	Bank of America Merrill Lynch	3,290	16,318	AMETEK Inc	HSBC	15,503	(4,736)	Amplitude Inc 'A'	Barclays Bank	—
61,204	American Well Corp 'A'	Barclays Bank	(1,836)	13,681	AMETEK Inc	Morgan Stanley	(26,815)	(11,451)	Amplitude Inc 'A'	Goldman Sachs	10,764
32,238	American Well Corp 'A'	Goldman Sachs	5,803	3,734	Amgen Inc	Bank of America Merrill Lynch	(56,010)	(3,622)	Amylyx Pharmaceuticals Inc	Bank of America Merrill Lynch	13,945
12,173	American Well Corp 'A'	HSBC	2,313	10,395	Amgen Inc	Goldman Sachs	(155,925)	(2,654)	Amylyx Pharmaceuticals Inc	Goldman Sachs	10,218
(700)	American Woodmark Corp	Bank of America Merrill Lynch	(6,496)	(537)	Amgen Inc	HSBC	8,640	(7,117)	Amylyx Pharmaceuticals Inc	HSBC	39,571
(353)	American Woodmark Corp	Barclays Bank	(2,669)	(2,026)	Amgen Inc	Morgan Stanley	(11,062)	(4,554)	Amylyx Pharmaceuticals Inc	Morgan Stanley	12,660
(8,944)	American Woodmark Corp	Goldman Sachs	(83,000)	(32,122)	Amicus Therapeutics Inc	Barclays Bank	17,989	(4,554)	Amylyx Pharmaceuticals Inc	Morgan Stanley	12,660
(784)	American Woodmark Corp	HSBC	(5,878)	(11,800)	Amicus Therapeutics Inc	Goldman Sachs	(472)	(25,368)	Amyris Inc	Barclays Bank	1,383
(411)	American Woodmark Corp	Morgan Stanley	(3,107)	(31,774)	Amicus Therapeutics Inc	HSBC	27,174	15,198	Amyris Inc	Goldman Sachs	2,040
				(7,509)	Amicus Therapeutics Inc	Morgan Stanley	4,205	13,748	Amyris Inc	HSBC	(203)
				5,462	Amkor Technology Inc	Bank of America Merrill Lynch	11,527	4,044	Analog Devices Inc	Barclays Bank	(53,745)
				(3,791)	Amkor Technology Inc	Bank of America Merrill Lynch	(13,344)	375	Analog Devices Inc	Goldman Sachs	(2,381)
				22,416	Amkor Technology Inc	Barclays Bank	48,867	(11,164)	AnaptysBio Inc	Goldman Sachs	6,698
				18,144	Amkor Technology Inc	Goldman Sachs	60,865	(712)	AnaptysBio Inc	Morgan Stanley	862
				14,639	Amkor Technology Inc	HSBC	50,305	(22,471)	Anavex Life Sciences Corp	Bank of America Merrill Lynch	6,854
				(5,878)	Amkor Technology Inc	HSBC	50,305	(13,217)	Anavex Life Sciences Corp	Goldman Sachs	4,031
				(3,270)	Amkor Technology Inc	HSBC	(13,015)	(31,739)	Anavex Life Sciences Corp	Morgan Stanley	9,998
					Amkor Technology Inc	HSBC		(2,225)	Andersons Inc	Bank of America Merrill Lynch	(4,361)

ブラックロック・ストラテジック・ファンズ ブラックロック・アメリカズ・ダイバーシファイド・エクイティ・アブソルート・リターン・ファンド

保有高	銘柄	取引相手	未実現損益額/(損) (米ドル)	保有高	銘柄	取引相手	未実現損益額/(損) (米ドル)	保有高	銘柄	取引相手	未実現損益額/(損) (米ドル)
(2,231)	Andersons Inc	Barclays Bank	1,740	(2,755)	APA Corp	Bank of America	5,179	(3,975)	Appian Corp 'A'	Bank of America	(24,884)
(2,498)	Andersons Inc	HSBC	(7,094)			Merrill Lynch				Merrill Lynch	
(4,536)	Andersons Inc	Morgan Stanley	3,538	18,021	APA Corp	Barclays Bank	(43,431)	(1,292)	Appian Corp 'A'	Barclays Bank	(1,537)
15,291	AngioDynamics Inc	Bank of America	765	(7,032)	APA Corp	Barclays Bank	14,031	(3,471)	Appian Corp 'A'	Goldman Sachs	(21,728)
		Merrill Lynch		17,355	APA Corp	HSBC	(35,057)	(11,278)	Appian Corp 'A'	HSBC	(76,916)
5,674	AngioDynamics Inc	Barclays Bank	(1,305)	(2,462)	APA Corp	Morgan Stanley	5,933	(5,822)	Appian Corp 'A'	Morgan Stanley	(7,762)
13,833	AngioDynamics Inc	Goldman Sachs	692	(65,116)	Apartment Income Corp (REIT)	Barclays Bank	42,976	16,657	Apple Hospitality Inc (REIT)	Bank of America	(4,966)
14,394	AngioDynamics Inc	HSBC	6,477	(44,798)	Apartment Investment and Management Co 'A' (REIT)	Barclays Bank	16,575	83,194	Apple Hospitality Inc (REIT)	Barclays Bank	(44,381)
21,406	AngioDynamics Inc	Morgan Stanley	(4,923)	(51,048)	Apartment Investment and Management Co 'A' (REIT)	Goldman Sachs	15,314	81,851	Apple Hospitality Inc (REIT)	Goldman Sachs	(61,134)
(4,920)	ANI Pharmaceuticals Inc	Barclays Bank	4,320	(52,557)	Apartment Investment and Management Co 'A' (REIT)	HSBC	2,628	23,295	Apple Hospitality Inc (REIT)	HSBC	(14,892)
4,664	Anika Therapeutics Inc	Bank of America	5,410	1,463	Apellis Pharmaceuticals Inc	Bank of America	(1,127)	71,968	Apple Hospitality Inc (REIT)	Morgan Stanley	(37,893)
		Merrill Lynch		1,970	Apellis Pharmaceuticals Inc	Merrill Lynch	687	5,361	Apple Inc	Bank of America	35,346
4,771	Anika Therapeutics Inc	Barclays Bank	(573)	(1,004)	Apellis Pharmaceuticals Inc	Barclays Bank	141	635	Apple Inc	Merrill Lynch	
4,215	Anika Therapeutics Inc	Goldman Sachs	4,889	(1,523)	Apellis Pharmaceuticals Inc	Barclays Bank	755	575	Apple Inc	Barclays Bank	2,523
3,001	Anika Therapeutics Inc	HSBC	2,641	346	Apellis Pharmaceuticals Inc	Morgan Stanley	755	10,239	Apple Inc	Goldman Sachs	5,236
7,197	Anika Therapeutics Inc	Morgan Stanley	(864)	(1,790)	API Group Corp	Barclays Bank	627	6,846	Apple Inc	HSBC	38,967
(81,209)	Annaly Capital Management Inc (REIT)	Bank of America	798	6,311	Apogee Enterprises Inc	Bank of America	(10,413)	10,239	Apple Inc	Morgan Stanley	48,277
		Merrill Lynch		19,295	Apogee Enterprises Inc	Merrill Lynch	(34,152)	(40,645)	Applied Digital Corp	Barclays Bank	(1,626)
(46,354)	Annaly Capital Management Inc (REIT)	Barclays Bank	11,536	10,077	Apogee Enterprises Inc	Barclays Bank	(16,627)	880	Applied Digital Corp	Bank of America	(1,650)
(16,108)	Annaly Capital Management Inc (REIT)	Goldman Sachs	1,303	4,156	Apogee Enterprises Inc	HSBC	(9,517)	2,574	Applied Industrial Technologies Inc	Merrill Lynch	
(13,504)	Annaly Capital Management Inc (REIT)	HSBC	(1,346)	14,067	Apogee Enterprises Inc	Morgan Stanley	(24,899)	13,208	Applied Industrial Technologies Inc	Barclays Bank	(8,058)
(63,791)	Annaly Capital Management Inc (REIT)	Morgan Stanley	18,499	(2,602)	Apollo Commercial Real Estate Finance Inc (REIT)	Bank of America	(1,223)	2,809	Applied Industrial Technologies Inc	Goldman Sachs	(47,240)
15,434	Annexon Inc	Barclays Bank	(49,080)	(84,768)	Apollo Commercial Real Estate Finance Inc (REIT)	Merrill Lynch	(39,841)	2,009	Applied Industrial Technologies Inc	HSBC	(7,615)
17,446	Annexon Inc	Goldman Sachs	(57,223)	(48,105)	Apollo Commercial Real Estate Finance Inc (REIT)	Goldman Sachs	(39,841)	1,009	Applied Industrial Technologies Inc	Morgan Stanley	(2,321)
13,109	Annexon Inc	HSBC	(32,379)	(5,009)	Apollo Global Management Inc	HSBC	(33,853)	5,679	Applied Industrial Technologies Inc	Bank of America	76,780
389	ANSYS Inc	Bank of America	4,597	(15,031)	Apollo Global Management Inc	Morgan Stanley	(18,488)	8,568	Applied Materials Inc	Merrill Lynch	
		Merrill Lynch		(2,249)	Apollo Medical Holdings Inc	Barclays Bank	1,777	12,956	Applied Materials Inc	Barclays Bank	69,229
914	ANSYS Inc	Barclays Bank	22,361	(8,063)	Apollo Medical Holdings Inc	Goldman Sachs	25,157	28,736	Applied Materials Inc	Goldman Sachs	175,165
501	ANSYS Inc	Goldman Sachs	13,913	(547)	Apollo Medical Holdings Inc	HSBC	1,172	10,239	Applied Materials Inc	HSBC	533,148
796	ANSYS Inc	Morgan Stanley	22,229	(1,621)	Apollo Medical Holdings Inc	Morgan Stanley	1,281	22,598	Applied Materials Inc	Morgan Stanley	79,668
(1,640)	Anterix Inc	Bank of America	(3,264)	5,204	Appfolio Inc 'A'	Goldman Sachs	(7,858)	22,598	Applied Molecular Transport Inc	Bank of America	(34)
		Merrill Lynch		1,332	Appfolio Inc 'A'	HSBC	3,104	10,154	Applied Molecular Transport Inc	Merrill Lynch	
(8,493)	Anterix Inc	Barclays Bank	170					10,154	Applied Molecular Transport Inc	Barclays Bank	144
(6,736)	Anterix Inc	Goldman Sachs	(13,405)					6,801	Applied Molecular Transport Inc	Goldman Sachs	(10)
(15,699)	Anterix Inc	HSBC	(18,054)					7,008	Applied Molecular Transport Inc	Morgan Stanley	100
11,335	Antero Midstream Corp	Bank of America	(4,081)					38,650	Applied	Barclays Bank	20,484
		Merrill Lynch						24,430	Applied	Goldman Sachs	15,879
(157,093)	Antero Midstream Corp	Barclays Bank	102,110					18,087	Optoelectronics Inc Applied	HSBC	9,405
18,455	Antero Midstream Corp	Barclays Bank	(11,996)					7,943	Optoelectronics Inc Applied	Morgan Stanley	4,210
(96,261)	Antero Midstream Corp	Goldman Sachs	34,654					(7,795)	AppLovin Corp 'A'	Bank of America	(14,343)
3,389	Antero Midstream Corp	Goldman Sachs	(1,220)					(11,304)	AppLovin Corp 'A'	Barclays Bank	7,009
(161,457)	Antero Midstream Corp	HSBC	29,062					(2,491)	AppLovin Corp 'A'	HSBC	(17,063)
9,610	Antero Midstream Corp	HSBC	(1,730)					(18,550)	AppLovin Corp 'A'	Morgan Stanley	11,501
(17,666)	Antero Midstream Corp	Morgan Stanley	11,483					1,016	AptarGroup Inc	Bank of America	(3,199)
12,537	Antero Midstream Corp	Morgan Stanley	(8,149)							Merrill Lynch	
(15,459)	Antero Resources Corp	Bank of America	30,145							Barclays Bank	(28,622)
		Merrill Lynch								Goldman Sachs	(5,957)
(12,625)	Antero Resources Corp	Barclays Bank	40,779								
(7,867)	Antero Resources Corp	Goldman Sachs	15,341								
(11,665)	Antero Resources Corp	HSBC	3,966								
(3,524)	Antero Resources Corp	Morgan Stanley	11,383								
(29,632)	Anywhere Real Estate Inc	Barclays Bank	15,705								
(3,169)	Anywhere Real Estate Inc	HSBC	(1,711)								
(10,284)	Anywhere Real Estate Inc	Morgan Stanley	5,451								
1,243	Aon Plc 'A'	Barclays Bank	(22,486)								
1,387	Aon Plc 'A'	Morgan Stanley	(25,091)								

ブラックロック・ストラテジック・ファンズ ブラックロック・アメリカズ・ダイバーシファイド・エクイティ・アブソルート・リターン・ファンド

保有高	銘柄	取引相手	未実現評価増/減 (米ドル)	保有高	銘柄	取引相手	未実現評価増/減 (米ドル)	保有高	銘柄	取引相手	未実現評価増/減 (米ドル)
4,821	AptarGroup Inc	HSBC	(10,336)	(8,179)	Arcutis	Bank of America	18,573	21,073	Arko Corp	Barclays Bank	(4,636)
3,273	AptarGroup Inc	Morgan Stanley	(13,643)		Biotherapeutics Inc	Merrill Lynch		33,073	Arko Corp	Goldman Sachs	12,237
6,349	Aptiv Plc	Barclays Bank	(39,618)	(7,419)	Arcutis	Barclays Bank	15,802	31,350	Arko Corp	HSBC	(17,289)
1,847	Aptiv Plc	Goldman Sachs	(5,925)		Biotherapeutics Inc			23,308	Arko Corp	Morgan Stanley	(5,128)
1,053	Aptiv Plc	Morgan Stanley	(3,202)	(8,522)	Arcutis	Goldman Sachs	22,072	13,020	Arlo Technologies Inc	Barclays Bank	3,385
(6,122)	Apyx Medical Corp	Barclays Bank	(735)		Biotherapeutics Inc			8,368	Armada Hoffer	Bank of America	(2,427)
(8,089)	Apyx Medical Corp	Goldman Sachs	(4,368)	(3,643)	Arcutis	Morgan Stanley	7,760		Properties Inc (REIT)	Merrill Lynch	
(6,394)	Aqua Metals Inc	Bank of America	128		Biotherapeutics Inc			89,472	Armada Hoffer	Barclays Bank	(40,262)
		Merrill Lynch		(5,094)	Ardagh Group SA*	Barclays Bank	98,671		Properties Inc (REIT)		
(63,743)	Aqua Metals Inc	Morgan Stanley	5,099	(10,777)	Ardagh Group SA*	Goldman Sachs	208,750	42,742	Armada Hoffer	Goldman Sachs	(12,395)
(33,839)	Aramark	Bank of America	(44,963)	(13,020)	Ardagh Group SA*	HSBC	252,197		Properties Inc (REIT)		
		Merrill Lynch		50,213	Ardagh Metal	Bank of America	(1,506)	22,658	Armada Hoffer	HSBC	(25,830)
(44,101)	Aramark	Barclays Bank	10,507		Packaging SA	Merrill Lynch			Properties Inc (REIT)		
(7,194)	Aramark	Goldman Sachs	(8,422)	23,505	Ardagh Metal	Barclays Bank	(940)	8,203	Armada Hoffer	Morgan Stanley	(3,691)
(23,745)	Aramark	HSBC	(64,574)		Packaging SA				Properties Inc (REIT)		
(33,385)	Aramark	Morgan Stanley	10,344	63,915	Ardagh Metal	Goldman Sachs	(1,918)	(92,256)	ARMOUR Residential Inc (REIT)	Bank of America	(13,838)
85,854	Arbor Realty	Goldman Sachs	10,723		Packaging SA			(42,236)	ARMOUR Residential Inc (REIT)	Barclays Bank	(8,870)
	Trust Inc (REIT)			140,660	Ardagh Metal	HSBC	(37,979)	(27,224)	ARMOUR Residential Inc (REIT)	Goldman Sachs	(4,084)
(32,944)	Arbutus Biopharma Corp	Bank of America	2,289	52,765	Ardagh Metal	Morgan Stanley	(2,111)		ARMOUR Residential Inc (REIT)		
		Merrill Lynch			Packaging SA			(153,485)	ARMOUR Residential Inc (REIT)	Morgan Stanley	(32,232)
(24,754)	Arbutus Biopharma Corp	Barclays Bank	3,094	(74,577)	Ardelyx Inc	Goldman Sachs	92,475		Armstrong World Industries Inc	Barclays Bank	10,248
(22,925)	Arbutus Biopharma Corp	HSBC	2,636	47,423	Ardmore	Goldman Sachs	(36,041)	(4,324)	Armstrong World Industries Inc	Goldman Sachs	8,820
(18,902)	Arbutus Biopharma Corp	Morgan Stanley	2,363		Shipping Corp	HSBC	(3,606)	(3,500)	Armstrong World Industries Inc	HSBC	5,980
38,754	ARC Document Solutions Inc	Bank of America	(4,263)	2,240	Ardmore	HSBC	(3,606)	(16,899)	Array Technologies Inc	Barclays Bank	29,573
		Merrill Lynch		(24,586)	Ares Commercial Real Estate Corp (REIT)	Barclays Bank	(4,917)	(2,817)	Array Technologies Inc	Goldman Sachs	2,338
(351)	ArcBest Corp	Barclays Bank	551		Ares Management Corp 'A'	Merrill Lynch		(3,047)	Array Technologies Inc	HSBC	(12,066)
(7,266)	ArcBest Corp	HSBC	16,348	(58,645)	Ares Commercial Real Estate Corp (REIT)	Goldman Sachs	(45,157)	(3,028)	Arrow Electronics Inc	Barclays Bank	(7,176)
(1,333)	ArcBest Corp	Morgan Stanley	2,144					4,143	Arrow Electronics Inc	Goldman Sachs	26,598
(30)	Arcellx Inc	Bank of America	(30)	360	Ares Management Corp 'A'	Bank of America	(432)	3,370	Arrow Electronics Inc	Morgan Stanley	7,987
		Merrill Lynch		(6,100)	Argan Inc	Bank of America	5,917	(2,861)	Arrow Electronics Inc	Morgan Stanley	(6,781)
(7,779)	Arcellx Inc	Goldman Sachs	(7,779)		Argan Inc	Barclays Bank	(223)	(20,645)	Arrow Financial Corp	Barclays Bank	16,310
(658)	Arcellx Inc	HSBC	(803)	(7,444)	Argan Inc	Barclays Bank	(223)	(25,241)	Arrow Financial Corp	Goldman Sachs	(1,514)
6,925	Arch Capital Group Ltd	Bank of America	(1,872)	(7,860)	Argan Inc	Goldman Sachs	7,624	(18,249)	Arrow Financial Corp	HSBC	13,563
		Merrill Lynch		(7,864)	Argan Inc	HSBC	(9,437)	(8,266)	Arrowhead Pharmaceuticals Inc	Barclays Bank	25,129
6,820	Arch Capital Group Ltd	Barclays Bank	(7,377)	(3,369)	Argan Inc	Morgan Stanley	(101)	8,810	ARS Pharmaceuticals Inc	Barclays Bank	(16,651)
1,893	Arch Capital Group Ltd	Goldman Sachs	(4,027)	771	Argo Group International Holdings Ltd	Bank of America	(31)	(935)	Arteris Inc	Bank of America	(2,786)
6,237	Arch Capital Group Ltd	Morgan Stanley	(9,942)		Argo Group International Holdings Ltd	Merrill Lynch		(24,886)	Arteris Inc	Barclays Bank	(47,532)
(27,945)	Archer Aviation Inc 'A'	Goldman Sachs	(19,033)	1,795	Argo Group International Holdings Ltd	Goldman Sachs	(72)	(4,322)	Arteris Inc	Goldman Sachs	(12,880)
(34,532)	Archer Aviation Inc 'A'	HSBC	(31,424)	1,788	Argo Group International Holdings Ltd	HSBC	(268)	(3,042)	Artesian Resources Corp 'A'	Bank of America	18,647
6,557	Archer-Daniels-Midland Co	Bank of America	(35,015)	689	Argo Group International Holdings Ltd	Morgan Stanley	—	(2,394)	Artesian Resources Corp 'A'	Merrill Lynch	2,179
		Merrill Lynch		4,112	Arhaas Inc	HSBC	(5,099)	(3,408)	Artesian Resources Corp 'A'	Barclays Bank	20,891
28,785	Archer-Daniels-Midland Co	Barclays Bank	(78,295)	9,766	Arhaas Inc	Morgan Stanley	(2,783)	(2,192)	Artesian Resources Corp 'A'	HSBC	13,192
1,453	Archer-Daniels-Midland Co	HSBC	(4,364)	(29,360)	Aris Water Solutions Inc 'A'	Bank of America	4,991	(5,282)	Artesian Resources Corp 'A'	Morgan Stanley	4,807
18,244	Archer-Daniels-Midland Co	Morgan Stanley	(48,436)	(9,061)	Aris Water Solutions Inc 'A'	Barclays Bank	4,802	(5,280)	Arthur J Gallagher & Co	Bank of America	92,717
20,574	Archrock Inc	Bank of America	(10,548)	(21,239)	Aris Water Solutions Inc 'A'	Goldman Sachs	3,611	(1,862)	Arthur J Gallagher & Co	Merrill Lynch	26,664
		Merrill Lynch		(12,064)	Aris Water Solutions Inc 'A'	HSBC	(22,560)	(875)	Arthur J Gallagher & Co	Barclays Bank	15,365
11,351	Archrock Inc	Barclays Bank	(4,553)		Solutions Inc 'A'			(1,948)	Arthur J Gallagher & Co	HSBC	29,317
37,897	Archrock Inc	Goldman Sachs	(19,706)		Arista Networks Inc	Barclays Bank	13,070	(7,194)	Arthur J Gallagher & Co	Morgan Stanley	103,018
25,071	Archrock Inc	HSBC	(18,051)	527	Arista Networks Inc	HSBC	(12,954)	38,105	Artisan Partners Asset Management Inc 'A'	Barclays Bank	(33,913)
10,693	Archrock Inc	Morgan Stanley	(4,188)	1,919	Arista Networks Inc	Morgan Stanley	51,364				
(1,391)	Arcosa Inc	Bank of America	3,408	36,180	Arko Corp	Bank of America	13,387				
		Merrill Lynch				Merrill Lynch					
(2,798)	Arcosa Inc	Barclays Bank	7,191								
(534)	Arcosa Inc	HSBC	870								
(1,563)	Arcosa Inc	Morgan Stanley	4,017								
361	Arcturus Therapeutics Holdings Inc	HSBC	(596)								
1,816	Arcturus Therapeutics Holdings Inc	Morgan Stanley	(581)								
6,261	Arcus Biosciences Inc	Barclays Bank	9,955								

ブラックロック・ストラテジック・ファンズ ブラックロック・アメリカズ・ダイバーシファイド・エクイティ・アブソルート・リターン・ファンド

保有高	銘柄	取引相手	未実現損益/(損) (米ドル)	保有高	銘柄	取引相手	未実現損益/(損) (米ドル)	保有高	銘柄	取引相手	未実現損益/(損) (米ドル)
3,438	Artisan Partners Asset Management Inc 'A'	Goldman Sachs	(756)	(10,854)	Aspen Aerogels Inc	Goldman Sachs	13,567	3,820	Atara Biotherapeutics Inc	Goldman Sachs	(2,330)
1,682	Artisan Partners Asset Management Inc 'A'	HSBC	(185)	(11,345)	Aspen Aerogels Inc	HSBC	14,408	(11,667)	Atara Pharmaceuticals Inc	Bank of America	(6,884)
7,708	Artisan Partners Asset Management Inc 'A'	Morgan Stanley	(6,860)	(1,061)	Aspen Technology Inc	Bank of America	3,618	(13,369)	Atara Pharmaceuticals Inc	Goldman Sachs	(7,888)
1,570	Artivion Inc	Bank of America	139	(3,173)	Aspen Technology Inc	Merrill Lynch		(13,463)	Athira Pharma Inc	Goldman Sachs	2,491
14,531	Artivion Inc	Merrill Lynch	(5,376)	(3,171)	Aspen Technology Inc	Barclays Bank	24,210	(1,211)	ATI Inc	Bank of America	2,495
5,988	Artivion Inc	Goldman Sachs	(339)	(4,935)	Aspen Technology Inc	HSBC	40,713	2,372	ATI Inc	Barclays Bank	(7,353)
9,168	Artivion Inc	HSBC	(339)	(7,945)	Aspen Technology Inc	Morgan Stanley	60,620	(3,477)	ATI Inc	Barclays Bank	10,779
5,750	Arvinas Inc	Morgan Stanley	(1,649)	35,928	Assembly	Barclays Bank	(4,958)	8,628	ATI Inc	Goldman Sachs	(17,774)
7,078	Arvinas Inc	Bank of America	(12,017)	8,786	Biosciences Inc	Goldman Sachs	(773)	8,228	ATI Inc	HSBC	(28,057)
3,403	Arvinas Inc	Merrill Lynch		11,413	Biosciences Inc	HSBC	(1,004)	(7,605)	ATI Inc	HSBC	25,933
2,758	Arvinas Inc	Barclays Bank	(17,199)	12,455	Assembly	Morgan Stanley	(1,719)	4,805	ATI Inc	Morgan Stanley	(14,896)
5,471	Arvinas Inc	Goldman Sachs	(7,112)	6,394	Biosciences Inc	Goldman Sachs		(3,061)	ATI Inc	Morgan Stanley	9,489
(1,905)	Asana Inc 'A'	HSBC	(8,164)	4,913	Assetto Holdings Inc	HSBC	64	3,064	Atkore Inc	Bank of America	(15,095)
(5,208)	Asana Inc 'A'	Morgan Stanley	(13,295)	5,904	Assetto Holdings Inc	Morgan Stanley	(159)	5,995	Atkore Inc	HSBC	(39,043)
11,016	Asana Inc 'A'	Bank of America	(8,695)	9,522	AssetMark Financial Holdings Inc	Barclays Bank	(1,714)	4,590	Atkore Inc	Morgan Stanley	(19,327)
(11,391)	Asana Inc 'A'	Merrill Lynch	(26,568)	1,055	AssetMark Financial Holdings Inc	Goldman Sachs	118	(19,249)	Atlantic Union Bankshares Corp	Bank of America	(26,179)
(1,256)	Asbury Automotive Group Inc	HSBC	67,969	715	AssetMark Financial Holdings Inc	HSBC	(12)	(34,170)	Atlantic Union Bankshares Corp	Merrill Lynch	
(145)	Asbury Automotive Group Inc	Morgan Stanley	(25,858)	(29,493)	Associated Banc-Corp	Bank of America	(2,654)	(20,116)	Atlantic Union Bankshares Corp	Barclays Bank	(2,734)
(3,123)	Asbury Automotive Group Inc	Goldman Sachs	(33,947)	(62,936)	Associated Banc-Corp	Merrill Lynch		(4,846)	Atlanticus Holdings Corp	HSBC	(24,743)
(1,679)	Asbury Automotive Group Inc	HSBC	(18,553)	(3,792)	Associated Banc-Corp	Barclays Bank	39,020	(4,846)	Atlanticus Holdings Corp	Barclays Bank	(824)
350	Asbury Automotive Group Inc	HSBC	3,868	(27,097)	Associated Banc-Corp	Goldman Sachs	(341)	(3,974)	Atlanticus Holdings Corp	Goldman Sachs	(18,718)
(628)	Asbury Automotive Group Inc	Morgan Stanley	(5,389)	(10,511)	Associated Banc-Corp	HSBC	4,065	(3,326)	Atlanticus Holdings Corp	HSBC	(20,023)
604	Asbury Automotive Group Inc	HSBC	3,868	(2,895)	Associated Capital Group Inc 'A'	Morgan Stanley	6,517	(592)	Atlanticus Holdings Corp	HSBC	(101)
(11,680)	Ascent Global Logistics Inc	Morgan Stanley	(5,389)	(180)	Associated Capital Group Inc 'A'	Merrill Lynch		1,384	Atlas Energy Solutions Inc 'A'	Morgan Stanley	(1,882)
(16,747)	Ascent Global Logistics Inc	Goldman Sachs	17	(2,821)	Associated Capital Group Inc 'A'	Goldman Sachs	(274)	2,773	Atlas Energy Solutions Inc 'A'	HSBC	(1,882)
(3,298)	Ascent Global Logistics Inc	HSBC	—	(899)	Assurant Inc	HSBC	(5,557)	11	Atlas Energy Solutions Inc 'A'	Atlas Energy	(5,546)
(9,988)	Ascent Global Logistics Inc	Morgan Stanley	—	(3,437)	Assurant Inc	Barclays Bank	5,326	1,171	Atlas Lithium Corp	Bank of America	—
(95,171)	Asensus Surgical Inc	Bank of America	12,791	(7,769)	Assurant Inc	Goldman Sachs	13,563	1,007	Atlas Lithium Corp	Merrill Lynch	2,939
(52,019)	Asensus Surgical Inc	Merrill Lynch		(3,437)	Assurant Inc	HSBC	35,092	2,965	Atlas Lithium Corp	Goldman Sachs	2,528
1,055	ASGN Inc	Bank of America	929	(27,795)	Assured Guaranty Ltd	Morgan Stanley	60,054	2,771	Atlas Lithium Corp	HSBC	(8,692)
7,922	ASGN Inc	Merrill Lynch		1,809	Assured Guaranty Ltd	HSBC	(16,955)	(487)	Atlas Lithium Corp	Morgan Stanley	416
8,743	ASGN Inc	Barclays Bank	(15,607)	11,231	Astec Industries Inc	Barclays Bank	(16,060)	(5,807)	Atlassian Corp Ltd 'A'	Bank of America	(6,487)
(21,971)	Ashford Hospitality Trust Inc (REIT)	Goldman Sachs	17	16,264	Astec Industries Inc	Goldman Sachs	(17,240)	(563)	Atlassian Corp Ltd 'A'	Merrill Lynch	
(60,961)	Ashford Hospitality Trust Inc (REIT)	HSBC	3,119	6,791	Astec Industries Inc	HSBC	(25,874)	(423)	Atlassian Corp Ltd 'A'	Barclays Bank	(82,395)
(16,416)	Ashford Hospitality Trust Inc (REIT)	Morgan Stanley	(17,224)	2,205	Astec Industries Inc	Morgan Stanley	(3,153)	(291)	Atlassian Corp Ltd 'A'	Goldman Sachs	(7,798)
(10,482)	Ashford Hospitality Trust Inc (REIT)	Bank of America	(6,811)	1,692	Astria Therapeutics Inc	Bank of America	(2,733)	(11,113)	Atmos Energy Corp	HSBC	(7,860)
4,838	Ashland Inc	Merrill Lynch		3,904	Astria Therapeutics Inc	Merrill Lynch		(19,856)	Atmos Energy Corp	Morgan Stanley	(4,176)
1,275	Ashland Inc	Barclays Bank	(2,156)	2,212	Astria Therapeutics Inc	Barclays Bank	(3,572)	(27,420)	Atmos Energy Corp	Bank of America	21,727
576	Ashland Inc	Goldman Sachs	(1,128)	5,092	Astronics Corp	Goldman Sachs	(6,009)	(22,749)	Atmos Energy Corp	Barclays Bank	15,091
690	Ashland Inc	HSBC	(4,000)	229	Astronics Corp	Barclays Bank	(6,009)	(18,079)	Atmos Energy Corp	Goldman Sachs	54,292
(16,308)	Aspen Aerogels Inc	Barclays Bank	11,579	5,661	Asure Software Inc	Goldman Sachs	(30)	717	ATN International Inc	HSBC	51,185
				4,217	Asure Software Inc	Bank of America	(5,661)				13,740
				3,913	Asure Software Inc	Merrill Lynch					853
				2,646	Asure Software Inc	Goldman Sachs	(1,733)	11,604	ATN International Inc	Barclays Bank	(580)
				(25,390)	AT&T Inc	Goldman Sachs	(5,365)	596	ATN International Inc	Goldman Sachs	709
				(26,620)	AT&T Inc	HSBC	(732)	394	ATN International Inc	HSBC	626
				11,015	Atara Biotherapeutics Inc	Morgan Stanley	(5,618)	(2,257)	Atomera Inc	Barclays Bank	534
											(4,082)
											(1,451)

ブラックロック・ストラテジック・ファンズ ブラックロック・アメリカズ・ダイバーシファイド・エクイティ・アブソルート・リターン・ファンド

保有高	銘柄	取引相手	未実現評価増益/(損) (米ドル)	保有高	銘柄	取引相手	未実現評価増益/(損) (米ドル)	保有高	銘柄	取引相手	未実現評価増益/(損) (米ドル)
(2,194)	Atomeria Inc	Morgan Stanley	439	(54,280)	Avantor Inc	Barclays Bank	35,728	3,164	Axcelis	Bank of America	99,191
47,487	Atreca Inc 'A'	Barclays Bank	(4,274)	(31,086)	Avantor Inc	Goldman Sachs	6,962		Technologies Inc	Merrill Lynch	
39,656	Atreca Inc 'A'	Goldman Sachs	—	(16,122)	Avantor Inc	HSBC	5,201	9,961	Axcelis	Barclays Bank	153,002
2,386	AtriCure Inc	Bank of America	(7,468)	(57,461)	Avantor Inc	Morgan Stanley	34,884		Technologies Inc		
		Merrill Lynch		50,028	Aveanna Healthcare	Barclays Bank	(2,752)	6,337	Axcelis	Goldman Sachs	198,665
3,746	AtriCure Inc	Barclays Bank	(16,857)		Holdings Inc				Technologies Inc		
3,719	AtriCure Inc	Goldman Sachs	(11,640)	32,200	Aveanna Healthcare	Goldman Sachs	4,347	4,942	Axcelis	HSBC	194,221
8,349	AtriCure Inc	HSBC	(24,546)		Holdings Inc				Technologies Inc		
2,589	AtriCure Inc	Morgan Stanley	(11,651)	26,978	Aveanna Healthcare	HSBC	4,991	2,715	Axcelis	Morgan Stanley	41,702
600	Atrion Corp	Morgan Stanley	(37,488)		Holdings Inc				Technologies Inc		
(7,892)	AudioEye Inc	Bank of America	1,578	5,787	Aveanna Healthcare	Morgan Stanley	(318)	(16,472)	Axella Health Inc	Bank of America	244
		Merrill Lynch			Holdings Inc				Merrill Lynch		
(1,766)	Aura Biosciences Inc	Bank of America	(989)	(136,861)	AvePoint Inc	Barclays Bank	(51,323)	(4,302)	Axella Health Inc	Goldman Sachs	64
		Merrill Lynch		(55,900)	AvePoint Inc	HSBC	(113,757)	(168)	Axis Capital	Bank of America	506
(32,921)	Aurinia	Barclays Bank	67,817	(44,638)	AvePoint Inc	Morgan Stanley	(16,739)	(13,227)	Holdings Ltd	Merrill Lynch	
	Pharmaceuticals Inc			(3,282)	Avery Dennison Corp	Bank of America	39,975	(7,529)	Axis Capital	Barclays Bank	52,756
(14,255)	authID Inc	Barclays Bank	(3,843)	(4,993)	Avery Dennison Corp	Merrill Lynch			Holdings Ltd		
1,447	Autodesk Inc	Bank of America	752	(1,109)	Avery Dennison Corp	Barclays Bank	48,232	9,463	Axogen Inc	HSBC	22,533
		Merrill Lynch		(8,007)	Avery Dennison Corp	HSBC	11,900		Holdings Ltd		
12,465	Autodesk Inc	Barclays Bank	(75,538)	(8,674)	Aviat Networks Inc	Morgan Stanley	77,348	8,880	Axogen Inc	Bank of America	(4,069)
2,397	Autodesk Inc	HSBC	13,040	(3,599)	Aviat Networks Inc	Barclays Bank	3,383	12,267	Axogen Inc	Merrill Lynch	(3,641)
3,669	Autodesk Inc	Morgan Stanley	(22,234)	(19,104)	Avid Bioservices Inc	HSBC	(12,345)	15,140	Axogen Inc	Barclays Bank	(5,275)
(4,805)	Autoliv Inc	Barclays Bank	30,992	(5,467)	Avid Bioservices Inc	Barclays Bank	3,248	15,140	Axogen Inc	HSBC	(13,020)
(1,704)	Autoliv Inc	HSBC	12,712	13,420	Avid Bioservices Inc	Goldman Sachs	13,941	3,015	Axogen Inc	Morgan Stanley	(1,236)
(3,055)	Autoliv Inc	Morgan Stanley	19,705	6,452	Avid Technology Inc	Barclays Bank	45,628	330	Axogen Inc	Morgan Stanley	(1,236)
(118)	Automatic Data	Bank of America	1,093	(15,271)	Avidity	Goldman Sachs	(3,613)	5,201	Axon Enterprise Inc	Bank of America	(291)
	Processing Inc	Merrill Lynch			Biosciences Inc			114	Axon Enterprise Inc	Merrill Lynch	
(104)	Automatic Data	Barclays Bank	964	(2,211)	Avient Corp	Barclays Bank	1,756	4,225	Axon Enterprise Inc	Barclays Bank	(48,831)
	Processing Inc				Holdings Inc			6,421	Axon Enterprise Inc	Goldman Sachs	(1,316)
417	AutoNation Inc	Bank of America	(359)	(17,609)	Avient Corp	Bank of America	5,881	6,421	Axon Enterprise Inc	HSBC	(126,454)
		Merrill Lynch		(7,136)	Avient Corp	Merrill Lynch		6,421	Axon Enterprise Inc	HSBC	(63,454)
3,855	AutoNation Inc	Barclays Bank	1,056	(8,266)	Avient Corp	Barclays Bank	44,551	(3,761)	Axonics Inc	Barclays Bank	13,652
2,551	AutoNation Inc	Goldman Sachs	3,920	(7,067)	Avient Corp	Goldman Sachs	(18,982)	(2,449)	Axonics Inc	HSBC	17,290
1,324	AutoNation Inc	HSBC	(1,700)	(4,270)	Avient Corp	HSBC	(16,532)	(621)	Axonics Inc	Morgan Stanley	2,254
1,671	AutoNation Inc	Morgan Stanley	(9,364)	(1,783)	Avient Corp	HSBC	14,601	(2,114)	Axos Financial Inc	Bank of America	(5,412)
(34)	AutoZone Inc	Morgan Stanley	9,581	(9,394)	Avista Corp	Morgan Stanley	10,803	(10,316)	Axos Financial Inc	Merrill Lynch	
(4,127)	Avalo Therapeutics Inc	Bank of America	(1,403)	(1,961)	Avista Corp	Goldman Sachs	(4,885)	(5,179)	Axos Financial Inc	Barclays Bank	10,625
		Merrill Lynch		(541)	Avista Corp	Group Inc		(13,779)	Axos Financial Inc	HSBC	(5,024)
(4,532)	Avalo Therapeutics Inc	Barclays Bank	(408)	(577)	Avista Corp	Bank of America	10,144	(1,354)	Axos Financial Inc	Morgan Stanley	14,192
(909)	Avalo Therapeutics Inc	Goldman Sachs	(309)	(10,143)	Avita Medical Inc	Merrill Lynch		(4,679)	Axsome	Bank of America	8,659
(933)	Avalo Therapeutics Inc	HSBC	(420)	(1,359)	Avita Medical Inc	Barclays Bank	1,174		Therapeutics Inc	Merrill Lynch	
(4,895)	AvalonBay Communities	Bank of America	21,097	(5,833)	Avnet Inc	HSBC	1,488		Axsome	Barclays Bank	15,183
	Inc (REIT)	Merrill Lynch			Avnet Inc	Morgan Stanley	502		Therapeutics Inc		
(28,806)	AvalonBay Communities	Barclays Bank	68,270	(14,730)	Avnet Inc	Barclays Bank	101	(200)	Axsome	Morgan Stanley	649
	Inc (REIT)			(4,806)	Avnet Inc	Goldman Sachs	(13,505)		Therapeutics Inc		
(10,548)	AvalonBay Communities	HSBC	63,393	(1,910)	Avnet Inc	HSBC	(5,329)	(6,818)	AXT Inc	Bank of America	(2,318)
	Inc (REIT)			(690)	Avnet Inc	Merrill Lynch			AXT Inc	Merrill Lynch	
10,464	Avangrid Inc	Bank of America	(30,869)	(21,917)	Avrobio Inc	Barclays Bank	(1,090)	(8,001)	AXT Inc	Barclays Bank	(640)
		Merrill Lynch		(1,185)	Avrobio Inc	Morgan Stanley	(4,822)	(5,336)	AXT Inc	Goldman Sachs	(1,814)
29,554	Avangrid Inc	Barclays Bank	(51,720)	16,538	Avrobio Inc	Goldman Sachs	557	(9,585)	AXT Inc	Morgan Stanley	(767)
(18,941)	Avangrid Inc	Goldman Sachs	55,876	19,239	Avrobio Inc	HSBC	6,284	(23,733)	AZEK Co Inc	Barclays Bank	17,562
5,396	Avangrid Inc	Goldman Sachs	(15,918)	(12,652)	Xalata Coating	Morgan Stanley	(4,233)	(17,307)	AZEK Co Inc	Goldman Sachs	29,076
13,396	Avangrid Inc	HSBC	(50,369)		Systems Ltd	Bank of America	17,586	21,664	AZEK Co Inc	Goldman Sachs	(20,917)
29,439	Avangrid Inc	Morgan Stanley	(51,518)		Systems Ltd	Merrill Lynch		4,984	AZEK Co Inc	Morgan Stanley	(3,688)
(14,217)	Avanos Medical Inc	Bank of America	(11,438)	(17,203)	Xalata Coating	Barclays Bank	22,880	(2,881)	Azenta Inc	Bank of America	(7,403)
		Merrill Lynch			Systems Ltd			1,555	Azenta Inc	Merrill Lynch	
(17,653)	Avanos Medical Inc	Barclays Bank	(7,414)		Systems Ltd				Azenta Inc	Bank of America	4,401
(16,353)	Avanos Medical Inc	Goldman Sachs	(12,755)	(24,667)	Xalata Coating	Goldman Sachs	34,287	(2,458)	Azenta Inc	Merrill Lynch	
(4,871)	Avanos Medical Inc	HSBC	(2,533)	(6,190)	Systems Ltd	Barclays Bank	22,880	(4,849)	Azenta Inc	Barclays Bank	836
(3,779)	Avanos Medical Inc	Morgan Stanley	(1,587)		Systems Ltd			(728)	Azenta Inc	Goldman Sachs	(13,723)
(1,153)	Avantax Inc	Bank of America	246		Systems Ltd			(4,454)	Azenta Inc	HSBC	1,434
		Merrill Lynch			Systems Ltd			(23,924)	AZZ Inc	Morgan Stanley	1,514
(2,273)	Avantax Inc	Goldman Sachs	(659)	(6,364)	Xalata Coating	HSBC	8,418	(8,516)	AZZ Inc	Barclays Bank	23,206
(55,112)	Avantor Inc	Bank of America	22,700		Systems Ltd	Morgan Stanley	8,464	(10,780)	AZZ Inc	Goldman Sachs	4,258
		Merrill Lynch			Systems Ltd				HSBC	5,713	

ブラックロック・ストラテジック・ファンズ ブラックロック・アメリカズ・ダイバーシファイド・エクイティ・アブソルート・リターン・ファンド

保有高	銘柄	取引相手	未実現評価増(減) (米ドル)	保有高	銘柄	取引相手	未実現評価増(減) (米ドル)	保有高	銘柄	取引相手	未実現評価増(減) (米ドル)
(26,266)	B&G Foods Inc	Barclays Bank	3,940	(13,135)	Bank First Corp	Morgan Stanley	(57,269)	2,826	Bar Harbor Bankshares	Morgan Stanley	(678)
(1,334)	B&G Foods Inc	HSBC	3,295	2,506	Bank of America Corp	Barclays Bank	(1,040)	26,108	BARK Inc	Bank of America	(392)
(8,065)	B&G Foods Inc	Morgan Stanley	1,210	919	Bank of America Corp	HSBC	825	37,445	BARK Inc	Merrill Lynch	(7,302)
(27,473)	Babcock & Wilcox Enterprises Inc	Bank of America	15,660	(5,945)	Bank of America Corp	Morgan Stanley	2,467	5,338	BARK Inc	Barclays Bank	(187)
(18,729)	Babcock & Wilcox Enterprises Inc	Merrill Lynch	13,859	612	Bank of Hawaii Corp	Bank of America	42	19,142	BARK Inc	Morgan Stanley	(3,733)
(16,956)	Babcock & Wilcox Enterprises Inc	Barclays Bank	9,665	648	Bank of Hawaii Corp	Goldman Sachs	103	(300)	Barnes & Noble Education Inc	HSBC	66
(47,608)	Babcock & Wilcox Enterprises Inc	Goldman Sachs	9,665	3,622	Bank of Hawaii Corp	HSBC	(12,061)	(53,333)	Barnes Group Inc	Barclays Bank	81,066
(12,281)	Babcock & Wilcox Enterprises Inc	HSBC	53,797	1,985	Bank of Hawaii Corp	Morgan Stanley	(1,511)	(8,365)	Barnes Group Inc	Goldman Sachs	6,943
6,649	Backblaze Inc 'A'	Bank of America	(1,330)	13,445	Bank of Marin Bancorp	Bank of America	15,731	(1,153)	Barnes Group Inc	HSBC	1,510
13,982	Backblaze Inc 'A'	Merrill Lynch	(1,258)	15,119	Bank of Marin Bancorp	Barclays Bank	(9,071)	2,129	Barrett Business Services Inc	Barclays Bank	(1,533)
10,951	Backblaze Inc 'A'	Goldman Sachs	(2,190)	9,991	Bank of Marin Bancorp	Goldman Sachs	11,689	1,785	Barrett Business Services Inc	Goldman Sachs	5,177
6,379	Backblaze Inc 'A'	HSBC	(510)	4,108	Bank of Marin Bancorp	HSBC	8,462	8,003	Bassett Furniture Industries Inc	Bank of America	(1,361)
7,804	Backblaze Inc 'A'	Morgan Stanley	(702)	17,446	Bank of Marin Bancorp	Morgan Stanley	(10,468)	6,665	Bassett Furniture Industries Inc	Merrill Lynch	600
993	Badger Meter Inc	Bank of America	1,907	16,254	Bank of New York Mellon Corp	Bank of America	(5,039)	5,755	Bassett Furniture Industries Inc	Barclays Bank	600
707	Badger Meter Inc	Merrill Lynch	(990)	23,360	Bank of New York Mellon Corp	Merrill Lynch	(20,090)	13,304	Bassett Furniture Industries Inc	Goldman Sachs	(978)
7,990	Badger Meter Inc	Barclays Bank	(990)	33,616	Bank of New York Mellon Corp	Barclays Bank	(20,090)	(11,205)	Bath & Body Works Inc	HSBC	(7,450)
1,191	Badger Meter Inc	Goldman Sachs	15,269	30,833	Bank of New York Mellon Corp	Goldman Sachs	(10,421)	(7,503)	Bath & Body Works Inc	Bank of America	7,482
394	Badger Meter Inc	HSBC	740	1,471	Bank of New York Mellon Corp	HSBC	(34,225)	(4,119)	Bath & Body Works Inc	Merrill Lynch	18,407
2,820	Baker Hughes Co	Morgan Stanley	123	10,546	Bank of New York Mellon Corp	Morgan Stanley	(1,265)	(15,600)	Bath & Body Works Inc	Barclays Bank	(7,785)
2,130	Baker Hughes Co	Bank of America	(1,297)	9,196	Bank OZK	Bank of America	(2,213)	(8,645)	Bath & Body Works Inc	HSBC	26,095
14,313	Baker Hughes Co	Goldman Sachs	(980)	10,245	Bank OZK	Merrill Lynch	14,056	(17,905)	Bausch Health Cos Inc	HSBC	(39,212)
(20,752)	Bakkt Holdings Inc	HSBC	(6,567)	916	Bank OZK	Morgan Stanley	(403)	4,472	Baxter International Inc	HSBC	(12,336)
(15,496)	Balchem Corp	Barclays Bank	16,426	2,080	Bank7 Corp	Barclays Bank	530	7,849	BayCom Corp	Barclays Bank	314
(2,839)	Balchem Corp	Goldman Sachs	9,227	2,724	Bank7 Corp	Goldman Sachs	1,866	1,716	BayCom Corp	Goldman Sachs	1,888
(1,970)	Balchem Corp	HSBC	8,629	11,171	Bank7 Corp	HSBC	168	1,034	BayCom Corp	Morgan Stanley	(166)
(4,338)	Ball Corp	Bank of America	15,409	961	Bank7 Corp	Morgan Stanley	245	(12,437)	BCB Bancorp Inc	Bank of America	(8,333)
(15,331)	Ball Corp	Bank of America	15,409	56,083	BankFinancial Corp	Goldman Sachs	7,291	(21,416)	BCB Bancorp Inc	Barclays Bank	5,782
(25,311)	Ball Corp	Merrill Lynch	(17,732)	27,098	BankFinancial Corp	Morgan Stanley	1,626	(19,356)	BCB Bancorp Inc	Goldman Sachs	(12,969)
(29,805)	Ball Corp	Barclays Bank	45,744	(257)	BankUnited Inc	Bank of America	(406)	(19,718)	BCB Bancorp Inc	HSBC	(4,930)
(19,408)	Ball Corp	Goldman Sachs	124,080	(6,045)	BankUnited Inc	Merrill Lynch	731	(9,221)	BCB Bancorp Inc	Morgan Stanley	2,490
(29,805)	Ball Corp	HSBC	167,175	2,746	Bankwell Financial Group Inc	Barclays Bank	755	(4,337)	Beacon Roofing Supply Inc	Bank of America	(13,575)
(19,408)	Ball Corp	HSBC	(47,070)	7,184	Bankwell Financial Group Inc	Merrill Lynch	(5,208)	(11,938)	Beacon Roofing Supply Inc	Merrill Lynch	2,490
12,498	Bally's Corp	Morgan Stanley	59,000	6,359	Bankwell Financial Group Inc	Barclays Bank	1,749	(17,195)	Beacon Roofing Supply Inc	Barclays Bank	(3,566)
7,916	Bally's Corp	Bank of America	(30,120)	1,513	Bankwell Financial Group Inc	HSBC	84	(9,738)	Beacon Roofing Supply Inc	Goldman Sachs	(60,355)
25,178	Bally's Corp	Merrill Lynch	(17,732)	4,862	Bankwell Financial Group Inc	Morgan Stanley	(3,525)	(5,526)	Beacon Roofing Supply Inc	HSBC	(27,008)
17,305	Bally's Corp	Barclays Bank	(17,732)	(1,877)	Banner Corp	Bank of America	(683)	6,227	Beacon Roofing Supply Inc	Morgan Stanley	1,508
9,140	Bally's Corp	Goldman Sachs	(60,679)	(4,901)	Banner Corp	Merrill Lynch	10,341	4,988	Beam Therapeutics Inc	Bank of America	(19,453)
(152)	BancFirst Corp	HSBC	(47,070)	(1,309)	Banner Corp	Barclays Bank	223	6,227	Beam Therapeutics Inc	Merrill Lynch	(19,055)
(5,728)	BancFirst Corp	Morgan Stanley	(20,474)	(2,960)	Banner Corp	HSBC	223	5,963	Beam Therapeutics Inc	Barclays Bank	(23,255)
(1,316)	BancFirst Corp	Bank of America	(1,765)	4,699	Banner Corp	Morgan Stanley	6,246	14,195	Beam Therapeutics Inc	Goldman Sachs	(17,887)
(2,997)	BancFirst Corp	Merrill Lynch	(1,765)	26,914	Bar Harbor Bankshares	Bank of America	6,297	9,301	Beam Therapeutics Inc	HSBC	(17,887)
(1,368)	BancFirst Corp	Barclays Bank	(4,704)	7,741	Bar Harbor Bankshares	Merrill Lynch	(6,459)	(45,935)	Beauty Health Co	Morgan Stanley	(28,461)
11,472	Banco Latinoamericano de Comercio Exterior SA	Barclays Bank	(4,704)	6,060	Bar Harbor Bankshares	Barclays Bank	(6,459)	(45,935)	Beauty Health Co	Goldman Sachs	(28,461)
3,050	Banco Latinoamericano de Comercio Exterior SA	HSBC	4,209	(1,877)	Banner Corp	Goldman Sachs	10,373	(45,935)	Beauty Health Co	HSBC	138,264
(21,267)	Bancorp Inc	Bank of America	(1,765)	(4,901)	Banner Corp	Morgan Stanley	6,246	(45,935)	Beauty Health Co	Merrill Lynch	(17,887)
(1,230)	Bancorp Inc	Merrill Lynch	(1,765)	(2,960)	Banner Corp	Barclays Bank	6,297	(45,935)	Beauty Health Co	Bank of America	(19,453)
(942)	Bancorp Inc	Barclays Bank	(12,086)	(2,960)	Banner Corp	HSBC	223	(45,935)	Beauty Health Co	Merrill Lynch	(19,453)
17,243	Bandwidth Inc 'A'	Goldman Sachs	(15,279)	4,699	Bar Harbor Bankshares	Bank of America	6,297	(45,935)	Beauty Health Co	Merrill Lynch	(19,453)
7,427	Bandwidth Inc 'A'	HSBC	(48,252)	26,914	Bar Harbor Bankshares	Merrill Lynch	(6,459)	(45,935)	Beauty Health Co	Merrill Lynch	(19,453)
1,625	Bandwidth Inc 'A'	Morgan Stanley	(2,886)	7,741	Bar Harbor Bankshares	Barclays Bank	(6,459)	(45,935)	Beauty Health Co	Merrill Lynch	(19,453)
5,453	Bandwidth Inc 'A'	Barclays Bank	(4,704)	6,060	Bar Harbor Bankshares	HSBC	5,333	(45,935)	Beauty Health Co	Merrill Lynch	(19,453)
(8,600)	Bank First Corp	HSBC	(5,039)	(1,877)	Banner Corp	Bank of America	(683)	(45,935)	Beauty Health Co	Merrill Lynch	(19,453)
(633)	Bank First Corp	HSBC	(5,039)	(1,877)	Banner Corp	Merrill Lynch	10,341	(45,935)	Beauty Health Co	Merrill Lynch	(19,453)

ブラックロック・ストラテジック・ファンズ ブラックロック・アメリカズ・ダイバーシファイド・エクイティ・アブソルート・リターン・ファンド

保有高	銘柄	取引相手	未実現評価増益/(損) (米ドル)	保有高	銘柄	取引相手	未実現評価増益/(損) (米ドル)	保有高	銘柄	取引相手	未実現評価増益/(損) (米ドル)
(26,419)	Beauty Health Co	Barclays Bank	65,255	11,596	Best Buy Co Inc	Barclays Bank	28,294	(186)	Bio-Rad	Goldman Sachs	1,446
(9,607)	Beauty Health Co	Goldman Sachs	28,917	13,354	Best Buy Co Inc	Goldman Sachs	801		Laboratories Inc 'A'		
(13,516)	Beauty Health Co	HSBC	40,413	11,554	Best Buy Co Inc	HSBC	3,467	(213)	Bio-Rad	HSBC	2,440
(7,886)	Beauty Health Co	Morgan Stanley	19,478	6,834	Best Buy Co Inc	Morgan Stanley	16,675		Laboratories Inc 'A'		
8,722	Beazer Homes USA Inc	Bank of America	(2,006)	(6,689)	Beyond Air Inc	HSBC	1,605	(229)	Bio-Rad	Morgan Stanley	1,302
		Merrill Lynch		(19,822)	BGC Partners Inc 'A'	Barclays Bank	12,191		Laboratories Inc 'A'		
7,035	Beazer Homes USA Inc	Goldman Sachs	(1,618)	(96,629)	BGC Partners Inc 'A'	Goldman Sachs	16,910	(25,432)	Bio-Techne Corp	Barclays Bank	81,891
13,297	Beazer Homes USA Inc	HSBC	(2,659)	(45,051)	BGC Partners Inc 'A'	HSBC	676	(11,648)	Bio-Techne Corp	Goldman Sachs	1,049
1,562	Beazer Homes USA Inc	Morgan Stanley	(62)	(83,976)	BGC Partners Inc 'A'	Morgan Stanley	51,645	(9,846)	Bio-Techne Corp	HSBC	12,603
(4,453)	Becton Dickinson & Co	Bank of America	54,549	(4,504)	BGSF Inc	Bank of America	(2,545)	(49,738)	Bioventus Inc 'A'	Bank of America	(82,068)
		Merrill Lynch				Merrill Lynch				Merrill Lynch	
(1,960)	Becton Dickinson & Co	HSBC	24,833	(14,893)	BGSF Inc	Barclays Bank	(3,798)	(18,871)	Bioventus Inc 'A'	Barclays Bank	(14,908)
(3,613)	Becton Dickinson & Co	Morgan Stanley	44,115	(4,705)	BGSF Inc	Goldman Sachs	(2,658)	(2,618)	Bioventus Inc 'A'	HSBC	(5,052)
4,291	Bel Fuse Inc 'B'	Barclays Bank	4,119	3,177	Big 5 Sporting	Barclays Bank	(762)	(7,232)	Bioventus Inc 'A'	Morgan Stanley	(5,713)
230	Belden Inc	Bank of America	1,146		Goods Corp			(22,041)	Bioexcel	Morgan Stanley	152,744
		Merrill Lynch		3,522	Big 5 Sporting	Goldman Sachs	(2,043)		Therapeutics Inc		
9,701	Belden Inc	Barclays Bank	19,752		Goods Corp			(6,779)	Bird Global Inc 'A'	Bank of America	4,492
5,066	Belden Inc	Goldman Sachs	24,925	2,658	Big 5 Sporting	HSBC	(452)			Merrill Lynch	
1,013	Belden Inc	HSBC	2,028		Goods Corp			2,251	BJ's Restaurants Inc	Bank of America	(2,183)
215	Belden Inc	Morgan Stanley	648	10,539	Big 5 Sporting	Morgan Stanley	(2,529)			Merrill Lynch	
(989)	BellRing Brands Inc	Bank of America	(445)		Goods Corp			12,515	BJ's Restaurants Inc	Barclays Bank	(19,398)
		Merrill Lynch		34,554	Big Lots Inc	Bank of America	(100,552)	6,419	BJ's Restaurants Inc	Goldman Sachs	(7,452)
(10,425)	BellRing Brands Inc	Barclays Bank	(6,556)			Merrill Lynch		15,997	BJ's Restaurants Inc	HSBC	(9,961)
7,635	BellRing Brands Inc	Barclays Bank	9,238	(16,305)	BigCommerce	Bank of America	1,467	1,843	BJ's Restaurants Inc	Morgan Stanley	(2,857)
(9,361)	BellRing Brands Inc	Goldman Sachs	(4,653)	(3,677)	BigCommerce	Barclays Bank	2,942	5,404	BJ's Wholesale	Bank of America	(48,690)
(3,468)	BellRing Brands Inc	HSBC	(2,457)		Holdings Inc	Merrill Lynch		2,944	Club Holdings Inc	Merrill Lynch	
(732)	BellRing Brands Inc	Morgan Stanley	(886)	(24,520)	BigCommerce	HSBC	(9,808)		BJ's Wholesale	Barclays Bank	(22,640)
6,031	BellRing Brands Inc	Morgan Stanley	7,298		Holdings Inc			6,338	BJ's Wholesale	Goldman Sachs	(57,105)
30,615	Benchmark Electronics Inc	Barclays Bank	22,502	45	Biglari Holdings Inc 'A'	Bank of America	4,063		Club Holdings Inc		
28,078	Benchmark Electronics Inc	Goldman Sachs	57,420			Merrill Lynch		2,244	BJ's Wholesale	Morgan Stanley	(17,256)
28,818	Benchmark Electronics Inc	HSBC	74,206	137	Biglari Holdings Inc 'A'	Goldman Sachs	12,369		Club Holdings Inc		
723	Benchmark Electronics Inc	Morgan Stanley	531	50	Biglari Holdings Inc 'A'	Morgan Stanley	3,692	19,351	Black Diamond	Barclays Bank	1,161
(6,473)	Benson Hill Inc	Goldman Sachs	65	221	Biglari Holdings Inc 'B'	Barclays Bank	3,043		Therapeutics Inc		
(18,604)	Benson Hill Inc	HSBC	(3,721)	(353)	BILL Holdings Inc	Barclays Bank	(191)	35,961	Black Diamond	Goldman Sachs	(1,079)
(47,415)	Benson Hill Inc	Morgan Stanley	11,854	(309)	BILL Holdings Inc	Goldman Sachs	(1,199)		Therapeutics Inc		
(1,669)	Bentley Systems Inc 'B'	Bank of America	(4,974)	(1,497)	BILL Holdings Inc	HSBC	(5,371)	24,145	Black Diamond	HSBC	(483)
		Merrill Lynch		(2,387)	BILL Holdings Inc	Morgan Stanley	(1,289)		Therapeutics Inc		
(13,643)	Bentley Systems Inc 'B'	Barclays Bank	(26,058)	(19,088)	BioCryst	Barclays Bank	10,403	6,360	Black Diamond	Morgan Stanley	382
(693)	Bentley Systems Inc 'B'	Goldman Sachs	(2,065)		Pharmaceuticals Inc				Therapeutics Inc		
(5,405)	Bentley Systems Inc 'B'	HSBC	(22,269)	(32,138)	BioCryst	Goldman Sachs	23,943	8,268	Black Hills Corp	Bank of America	(33,322)
(15,049)	Bentley Systems Inc 'B'	Morgan Stanley	(15,050)		Pharmaceuticals Inc				Merrill Lynch		
(422)	Berkshire	Bank of America	1,380	(9,516)	BioCryst	HSBC	4,425	2,831	Black Hills Corp	Barclays Bank	(5,270)
	Hathaway Inc 'B'	Merrill Lynch			Pharmaceuticals Inc			7,388	Black Hills Corp	Goldman Sachs	(33,542)
(9,092)	Berkshire	Barclays Bank	80,646	(439)	Biogen Inc	Bank of America	6,616	895	Black Hills Corp	HSBC	(222)
	Hathaway Inc 'B'					Merrill Lynch		(296)	Blackbaud Inc	Bank of America	(586)
(3,732)	Berkshire	Goldman Sachs	12,204	(205)	Biogen Inc	Goldman Sachs	3,089			Merrill Lynch	
	Hathaway Inc 'B'			(15,804)	Biohaven Ltd	Barclays Bank	(9,798)	(1,998)	Blackbaud Inc	Barclays Bank	120
(832)	Berkshire	HSBC	4,892	(4,048)	Biohaven Ltd	HSBC	(9,513)	(4,077)	Blackbaud Inc	Goldman Sachs	(8,072)
	Hathaway Inc 'B'			(8,589)	Biohaven Ltd	Morgan Stanley	(5,325)	6,276	BlackLine Inc	Bank of America	(17,510)
(1,698)	Berkshire	Morgan Stanley	15,061	(6,550)	BioLife Solutions Inc	Barclays Bank	(6,616)			Merrill Lynch	
	Hathaway Inc 'B'			422	BioMarin	Barclays Bank	(2,270)	11,655	BlackLine Inc	Barclays Bank	(43,823)
(1,202)	Berkshire Hills Bancorp Inc	HSBC	(2,160)		Pharmaceutical Inc			3,271	BlackLine Inc	Goldman Sachs	(9,126)
				3,028	BioMarin	Goldman Sachs	(23,588)	(5,305)	Blackstone Inc	Bank of America	(11,034)
25,785	Berry Corp	Bank of America	(15,213)		Pharmaceutical Inc				Merrill Lynch		
		Merrill Lynch		1,950	BioMarin	HSBC	(16,673)	(3,893)	Blackstone Inc	Goldman Sachs	(8,097)
37,785	Berry Corp	Barclays Bank	(25,694)		Pharmaceutical Inc			(60,813)	Blackstone Mortgage Trust Inc 'A' (REIT)	Bank of America	(44,393)
15,558	Berry Corp	Goldman Sachs	(9,179)	839	BioMarin	Morgan Stanley	(4,514)	(146,980)	Blackstone Mortgage Trust Inc 'A' (REIT)	Barclays Bank	(2,939)
12,625	Berry Corp	HSBC	(8,459)	(3,186)	Biomea Fusion Inc	Morgan Stanley	(9,813)		Blackstone Mortgage Trust Inc 'A' (REIT)		
(3,291)	Berry Global Group Inc	Bank of America	6,264	717	BioNTech SE ADR	Morgan Stanley	(1,850)	(14,443)	Blackstone Mortgage Trust Inc 'A' (REIT)	Goldman Sachs	(10,543)
		Merrill Lynch		(146)	Bio-Rad	Bank of America	2,060	(64,548)	Blackstone Mortgage Trust Inc 'A' (REIT)	Morgan Stanley	(1,291)
(10,703)	Berry Global Group Inc	Barclays Bank	23,214		Laboratories Inc 'A'	Merrill Lynch					
(1,248)	Berry Global Group Inc	Goldman Sachs	2,512	(137)	Bio-Rad	Barclays Bank	1,934				
(2,654)	Berry Global Group Inc	Morgan Stanley	5,278		Laboratories Inc 'A'						
1,946	Best Buy Co Inc	Bank of America	117								
		Merrill Lynch									

ブラックロック・ストラテジック・ファンズ ブラックロック・アメリカズ・ダイバーシファイド・エクイティ・アブソルート・リターン・ファンド

保有高	銘柄	取引相手	未実現評価増益/(損) (米ドル)	保有高	銘柄	取引相手	未実現評価増益/(損) (米ドル)	保有高	銘柄	取引相手	未実現評価増益/(損) (米ドル)
18,231	Blade Air Mobility Inc	Bank of America	547	(7,471)	Bogota Financial Corp	Barclays Bank	(75)	26,774	Box Inc 'A'	Barclays Bank	26,507
		Merrill Lynch	137	348	Boise Cascade Co	Bank of America	(532)	50,237	Box Inc 'A'	Goldman Sachs	83,895
30,523	Blade Air Mobility Inc	Barclays Bank	(2,137)			Merrill Lynch		23,497	Box Inc 'A'	HSBC	42,294
15,312	Blade Air Mobility Inc	Goldman Sachs	459	9,909	Boise Cascade Co	Barclays Bank	(29,826)	15,592	Boyd Gaming Corp	Bank of America	(45,476)
25,470	Blade Air Mobility Inc	HSBC	10,188	550	Boise Cascade Co	Goldman Sachs	(1,291)			Merrill Lynch	
36,105	Blade Air Mobility Inc	Morgan Stanley	(2,527)	4,812	Boise Cascade Co	HSBC	(2,117)	23,432	Boyd Gaming Corp	Barclays Bank	(57,034)
3,255	Block Inc	Bank of America	13,899	1,763	Boise Cascade Co	Morgan Stanley	(5,307)	36,003	Boyd Gaming Corp	Goldman Sachs	(172,274)
		Merrill Lynch		403	BOK Financial Corp	HSBC	1,423	28,167	Boyd Gaming Corp	HSBC	(147,614)
6,786	Block Inc	Barclays Bank	3,057	170	Bolt	Bank of America	(37)	10,991	Boyd Gaming Corp	Morgan Stanley	(22,323)
7,806	Block Inc	Goldman Sachs	33,332		Biotherapeutics Inc	Merrill Lynch		(24,075)	Brady Corp 'A'	Goldman Sachs	77,281
10,588	Block Inc	HSBC	30,681	139	Bolt	Barclays Bank	(25)	61,236	Braemar Hotels & Resorts Inc (REIT)	Barclays Bank	(3,674)
11,479	Block Inc	Morgan Stanley	3,682	945	Bolt	HSBC	104	35,862	Braemar Hotels & Resorts Inc (REIT)	Goldman Sachs	2,869
(1,910)	Bloom Energy Corp 'A'	Bank of America	132		Biotherapeutics Inc						
(36,899)	Bloom Energy Corp 'A'	Barclays Bank	31,884	(105)	Booking Holdings Inc	Barclays Bank	21,756	63,926	Braemar Hotels & Resorts Inc (REIT)	HSBC	2,557
12,333	Bloom Energy Corp 'A'	Barclays Bank	(11,223)	(855)	Booking Holdings Inc	Goldman Sachs	146,727				
(1,793)	Bloom Energy Corp 'A'	HSBC	(1,493)	(419)	Booking Holdings Inc	HSBC	69,139	(57,881)	BrainStorm Cell Therapeutics Inc	Barclays Bank	3,473
10,044	Bloom Energy Corp 'A'	Morgan Stanley	(9,140)	(559)	Booking Holdings Inc	Morgan Stanley	123,628				
(1,261)	Bloomin' Brands Inc	Bank of America	482	(1,286)	Boat Barn Holdings Inc	Barclays Bank	(3,279)	(8,367)	BrainStorm Cell Therapeutics Inc	Goldman Sachs	(1,924)
		Merrill Lynch		(3,890)	Boat Barn Holdings Inc	HSBC	12,137	197,001	Brandywine Realty Trust (REIT)	Barclays Bank	27,580
(2,806)	Bloomin' Brands Inc	Barclays Bank	4,739	(934)	Booz Allen Hamilton Holding Corp	Barclays Bank	(4,726)				
(12,181)	Bloomin' Brands Inc	Goldman Sachs	(3,167)					143,644	Brandywine Realty Trust (REIT)	Goldman Sachs	38,784
(8,055)	Bloomin' Brands Inc	HSBC	(2,980)	6,378	Booz Allen Hamilton Holding Corp	Morgan Stanley	32,273	14,879	Brandywine Realty Trust (REIT)	Morgan Stanley	2,083
(1,659)	Bloomin' Brands Inc	Morgan Stanley	1,863	19,659	BorgWarner Inc	Barclays Bank	(55,832)				
(9,736)	Blue Bird Corp	Barclays Bank	22,003	(801)	BorgWarner Inc	Barclays Bank	1,649				
(85,555)	Blue Foundry Bancorp	Barclays Bank	(19,678)	(495)	BorgWarner Inc	Goldman Sachs	1,169	(7,427)	Braze Inc 'A'	Goldman Sachs	(18,122)
(21,347)	Blue Foundry Bancorp	Goldman Sachs	(13,022)	(1,021)	BorgWarner Inc	HSBC	1,942	(3,327)	Braze Inc 'A'	HSBC	(13,108)
(29,186)	Blue Foundry Bancorp	HSBC	(17,074)	29,582	Borr Drilling Ltd	Barclays Bank	(7,396)	(1,632)	Braze Inc 'A'	Morgan Stanley	1,877
40,165	Blue Owl Capital Inc	Barclays Bank	(4,217)	24,214	Borr Drilling Ltd	Goldman Sachs	(1,336)	4,799	Bridgebio Pharma Inc	Bank of America	(6,143)
11,228	Blue Owl Capital Inc	Goldman Sachs	(1,291)	3,924	Borr Drilling Ltd	HSBC	(275)	19,036	Bridgebio Pharma Inc	Barclays Bank	(2,606)
20,611	Blue Owl Capital Inc	HSBC	(3,607)	27,446	Borr Drilling Ltd	Morgan Stanley	(6,862)	16,250	Bridgebio Pharma Inc	Goldman Sachs	(20,800)
(1,775)	Blue Ridge Bankshares Inc	Barclays Bank	(89)	157	Boston Beer Co Inc 'A'	Barclays Bank	929	3,772	Bridgebio Pharma Inc	HSBC	(134)
(21,531)	Blue Ridge Bankshares Inc	Goldman Sachs	(22,392)	178	Boston Beer Co Inc 'A'	Morgan Stanley	1,054	(38,549)	Bridgewater Bancshares Inc	Barclays Bank	2,698
(35,724)	Bluebird Bio Inc	Barclays Bank	13,932	9,823	Boston Omaha Corp 'A'	Bank of America	(11,412)	(40,585)	Bridgewater Bancshares Inc	Goldman Sachs	(28,004)
(6,632)	Bluegreen Vacations Holding Corp	Bank of America	(20,095)	14,838	Boston Omaha Corp 'A'	Morgan Stanley	(29,676)	(10,110)	Bridgewater Bancshares Inc	HSBC	(4,853)
(5,841)	Bluegreen Vacations Holding Corp	Merrill Lynch		(4,452)	Boston Properties Inc (REIT)	Bank of America	78	(262)	Bridgford Foods Corp	Bank of America	13
(3,348)	Bluegreen Vacations Holding Corp	Barclays Bank	6,250	(38,530)	Boston Properties Inc (REIT)	Merrill Lynch				Merrill Lynch	
(977)	Bluegreen Vacations Holding Corp	Goldman Sachs	(10,144)	(12,370)	Boston Properties Inc (REIT)	Goldman Sachs	(7,537)	(6,472)	Bridgford Foods Corp	Barclays Bank	971
(2,079)	Bluegreen Vacations Holding Corp	HSBC	(3,322)	(39,370)	Boston Properties Inc (REIT)	HSBC	59,279	(3,165)	Bridgford Foods Corp	Goldman Sachs	158
(734)	BlueLinx Holdings Inc	Morgan Stanley	2,225	(20,830)	Boston Properties Inc (REIT)	Morgan Stanley	23,538	(299)	Bridgford Foods Corp	HSBC	141
(1,823)	BlueLinx Holdings Inc	Bank of America	(3,674)	44,883	Boston Scientific Corp	Bank of America	(137,790)	(826)	Bridgford Foods Corp	Morgan Stanley	124
(3,682)	BlueLinx Holdings Inc	Merrill Lynch		57,391	Boston Scientific Corp	Barclays Bank	(176,191)	3,518	Briggs & Stratton Corp*, r	Barclays Bank	—
(3,569)	BlueLinx Holdings Inc	Barclays Bank	(2,578)	58,990	Boston Scientific Corp	Merrill Lynch		32,162	Briggs & Stratton Corp*	Goldman Sachs	(32)
18,360	Blueprint Medicines Corp	HSBC	(39,821)	27,287	Boston Scientific Corp	Barclays Bank	(176,191)	(3,116)	Bright Health Group Inc	Bank of America	531
6,215	Blueprint Medicines Corp	Morgan Stanley	(5,794)	68,247	Boston Scientific Corp	Goldman Sachs	(181,099)	(366)	Bright Health Group Inc	Merrill Lynch	
15,182	Blueprint Medicines Corp	Barclays Bank	(1,102)	(9,068)	Bowlero Corp	HSBC	(68,490)	(1,242)	Bright Horizons Family Solutions Inc	Bank of America	(5,498)
2,491	Blueprint Medicines Corp	Goldman Sachs	6,526	(13,059)	Bowlero Corp	Morgan Stanley	(209,519)			Merrill Lynch	
		HSBC	22,621		Bowman Consulting Group Ltd	Bank of America	18,453				
		Bank of America	(1,246)			Merrill Lynch					
4,900	Bluerock Homes Trust Inc	Merrill Lynch				HSBC	34,802				
1,086	Bluerock Homes Trust Inc	Barclays Bank	(4,165)			HSBC	1,157	2,569	Bright Horizons Family Solutions Inc	Bank of America	(5,498)
4,635	Bluerock Homes Trust Inc	Goldman Sachs	(543)	2,418	Bowman Consulting Group Ltd	Morgan Stanley	1,157			Merrill Lynch	
1,243	Bluerock Homes Trust Inc	HSBC	(6,535)			Bank of America	(2,007)				
523	BM Technologies Inc	Morgan Stanley	(1,507)	614	Bowman Consulting Group Ltd	Merrill Lynch					
(1,930)	Boeing Co	Barclays Bank	(73)	602	Bowman Consulting Group Ltd	Goldman Sachs	(510)				
(213)	Boeing Co	Goldman Sachs	7,874			Morgan Stanley	(107)				
(2,063)	Boeing Co	HSBC	(547)	7,353	Box Inc 'A'	Bank of America	12,279	31,382	Brightcove Inc	Barclays Bank	(3,923)
(1,185)	Boeing Co	Morgan Stanley	793			Merrill Lynch		58,666	Brightcove Inc	Goldman Sachs	38,426
			4,255					23,429	Brightcove Inc	HSBC	10,660

ブラックロック・ストラテジック・ファンズ ブラックロック・アメリカズ・ダイバーシファイド・エクイティ・アブソルート・リターン・ファンド

保有高	銘柄	取引相手	未実現評価増益/(減) (米ドル)	保有高	銘柄	取引相手	未実現評価増益/(減) (米ドル)	保有高	銘柄	取引相手	未実現評価増益/(減) (米ドル)
33,422	Brightcove Inc	Morgan Stanley	(4,178)	(4,568)	Broadridge Financial Solutions Inc	Bank of America	37,695	(5,738)	BRT Apartments Corp (REIT)	HSBC	(4,017)
10,278	Brighthouse Financial Inc	Bank of America	(2,055)	(6,692)	Broadridge Financial Solutions Inc	Merrill Lynch	52,130	4,049	Brucker Corp	Barclays Bank	(26,278)
18,806	Brighthouse Financial Inc	Barclays Bank	(20,122)	(4,482)	Broadridge Financial Solutions Inc	Goldman Sachs	37,820	2,486	Brucker Corp	Goldman Sachs	(9,347)
1,267	Brighthouse Financial Inc	Goldman Sachs	(253)	(15,126)	Broadridge Financial Solutions Inc	HSBC	99,265	7,252	Brucker Corp	HSBC	(61,642)
16,939	Brighthouse Financial Inc	HSBC	(50,817)	(8,951)	Broadridge Financial Solutions Inc	Morgan Stanley	65,019	1,643	Brunswick Corp	Bank of America	(3,007)
16,705	Brighthouse Financial Inc	Morgan Stanley	(17,875)	37,418	Broadstone Net Lease Inc (REIT)	Barclays Bank	(25,070)	(3,026)	Brunswick Corp	Bank of America	5,538
7,446	BrightSphere Investment Group Inc	Bank of America	1,340	17,721	Broadstone Net Lease Inc (REIT)	HSBC	(17,544)	3,212	Brunswick Corp	Barclays Bank	(2,859)
3,335	BrightSphere Investment Group Inc	Barclays Bank	(4,069)	29,790	Brookdale Senior Living Inc	HSBC	(17,576)	(2,801)	Brunswick Corp	Barclays Bank	2,493
5,420	BrightSphere Investment Group Inc	HSBC	(3,415)	11,821	Brookdale Senior Living Inc	Morgan Stanley	(3,546)	8,326	Brunswick Corp	Goldman Sachs	(15,237)
10,359	BrightSphere Investment Group Inc	Morgan Stanley	(12,638)	8,843	Brookfield Business Corp 'A'	Barclays Bank	(22,284)	6,170	Brunswick Corp	HSBC	(41,339)
10,881	BrightSpire Capital Inc (REIT)	Bank of America	5,658	790	Brookfield Business Corp 'A'	Goldman Sachs	(758)	(2,797)	Brunswick Corp	HSBC	18,740
5,186	BrightSpire Capital Inc (REIT)	Goldman Sachs	2,697	5,762	Brookfield Infrastructure Corp 'A'	Barclays Bank	(4,091)	4,448	Brunswick Corp	Morgan Stanley	(3,959)
36,081	BrightSpire Capital Inc (REIT)	HSBC	21,288	11,115	Brookfield Infrastructure Corp 'A'	HSBC	27,121	(3,252)	Brunswick Corp	Morgan Stanley	2,894
90,714	BrightSpire Capital Inc (REIT)	Morgan Stanley	5,443	(21,889)	Brookfield Realty Capital Corp	Barclays Bank	(1,970)	(13,751)	Buckle Inc	Bank of America	18,468
35,092	BrightView Holdings Inc	Barclays Bank	702	(41,179)	Brookfield Realty Capital Corp	HSBC	2,059	(7,061)	Buckle Inc	Barclays Bank	7,482
4,693	BrightView Holdings Inc	Goldman Sachs	986	2,106	Brookfield Realty Capital Corp	Bank of America	(5,644)	(3,240)	Buckle Inc	Goldman Sachs	7,938
16,923	BrightView Holdings Inc	HSBC	3,554	21,599	Brookfield Renewable Corp 'A'	Merrill Lynch	(42,334)	(27,299)	Buckle Inc	HSBC	44,139
27,275	BrightView Holdings Inc	Morgan Stanley	546	5,793	Brookfield Renewable Corp 'A'	Goldman Sachs	(15,525)	(13,991)	Buckle Inc	Morgan Stanley	14,470
2,350	Brilliant Earth Group Inc 'A'	Bank of America	(1,598)	35,146	Brookfield Renewable Corp 'A'	HSBC	(73,104)	(9,085)	Build-A-Bear Workshop Inc	Goldman Sachs	28,799
15,430	Brilliant Earth Group Inc 'A'	Goldman Sachs	(10,492)	4,876	Brookfield Renewable Corp 'A'	Morgan Stanley	(9,557)	(1,570)	Builders	Bank of America	(6,046)
2,133	Brilliant Earth Group Inc 'A'	HSBC	(1,344)	20,478	Brookline Bancorp Inc	Barclays Bank	(3,584)	2,167	Builders	Merrill Lynch	(2,817)
7,964	Brilliant Earth Group Inc 'A'	Morgan Stanley	(956)	46,583	Brookline Bancorp Inc	Goldman Sachs	23,524	3,531	Builders	Goldman Sachs	(11,688)
(3,778)	Brinker International Inc	Bank of America	6,271	4,889	Brookline Bancorp Inc	Morgan Stanley	(856)	14,336	FirstSource Inc	Morgan Stanley	(19,927)
(6,036)	Brinker International Inc	Barclays Bank	17,565	1,789	Brown & Brown Inc	Bank of America	(1,489)	9,935	FirstSource Inc	Bank of America	(15,938)
(11,407)	Brinker International Inc	Goldman Sachs	18,936	(3,739)	Brown & Brown Inc	Barclays Bank	12,900	13,143	Bumble Inc 'A'	Barclays Bank	(18,265)
(5,477)	Brinker International Inc	HSBC	2,903	(15,168)	Brown & Brown Inc	Goldman Sachs	54,756	25,747	Bumble Inc 'A'	Goldman Sachs	(46,499)
(3,753)	Brink's Co	Barclays Bank	9,889	(6,667)	Brown & Brown Inc	HSBC	23,268	28,617	Bumble Inc 'A'	HSBC	(48,649)
(5,653)	Brink's Co	HSBC	(13,103)	1,993	Brown & Brown Inc	HSBC	(6,883)	(10,164)	Bunge Ltd	Morgan Stanley	(8,436)
(481)	Brink's Co	Morgan Stanley	1,072	(2,662)	Brown & Brown Inc	Morgan Stanley	9,184	(6,862)	Bunge Ltd	Merrill Lynch	(16,126)
3,363	Bristol-Myers Squibb Co	Bank of America	(14,898)	893	Brown & Brown Inc	Morgan Stanley	(841)	(13,435)	Bunge Ltd	Barclays Bank	(12,134)
26,700	Bristol-Myers Squibb Co	Barclays Bank	(55,269)	(5,402)	Brown-Forman Corp 'B'	Bank of America	12,843	(6,457)	Bunge Ltd	HSBC	(17,353)
13,324	Bristol-Myers Squibb Co	Goldman Sachs	(59,025)	(8,469)	Brown-Forman Corp 'B'	Barclays Bank	23,883	(8,918)	Bunge Ltd	Morgan Stanley	(19,199)
38,605	Bristol-Myers Squibb Co	HSBC	(180,286)	(16,691)	Brown-Forman Corp 'B'	Goldman Sachs	37,559	1,484	Burford Capital Ltd	Barclays Bank	183
22,232	Bristol-Myers Squibb Co	Morgan Stanley	(46,021)	(4,288)	Brown-Forman Corp 'B'	HSBC	13,336	28,725	Burford Capital Ltd	HSBC	(8,618)
(11,482)	Bristow Group Inc	Barclays Bank	(6,315)	(21,414)	BRP Group Inc 'A'	Barclays Bank	58,246	(1,151)	Burlington Stores Inc	Bank of America	28,292
(6,993)	Bristow Group Inc	Goldman Sachs	(12,098)	(4,484)	BRP Group Inc 'A'	Goldman Sachs	8,071	(822)	Burlington Stores Inc	Merrill Lynch	(19,199)
(1,107)	Bristow Group Inc	Morgan Stanley	(609)	(3,703)	BRP Group Inc 'A'	HSBC	15,256	16,432	Business First Bancshares Inc	Barclays Bank	13,127
39,565	Brixmor Property Group Inc (REIT)	Barclays Bank	(34,422)	(15,877)	BRT Apartments Corp (REIT)	Bank of America	(18,417)	(11,283)	Business First Bancshares Inc	Barclays Bank	(7,394)
179,870	Brixmor Property Group Inc (REIT)	Goldman Sachs	(215,844)	(17,104)	BRT Apartments Corp (REIT)	Merrill Lynch	(1,710)	(8,382)	Business First Bancshares Inc	Goldman Sachs	9,172
84,532	Brixmor Property Group Inc (REIT)	Morgan Stanley	(73,543)	(13,586)	BRT Apartments Corp (REIT)	Barclays Bank	(1,710)	(11,287)	Business First Bancshares Inc	HSBC	8,408
(9,132)	Broadcom Inc	Goldman Sachs	(1,510,433)					(11,287)	Business First Bancshares Inc	Morgan Stanley	(6,919)
(814)	Broadcom Inc	Morgan Stanley	(103,240)					(6,426)	Byline Bancorp Inc	Bank of America	1,459

ブラックロック・ストラテジック・ファンズ ブラックロック・アメリカズ・ダイバーシファイド・エクイティ・アブソルート・リターン・ファンド

保有高	銘柄	取引相手	未実現評価益/(損) (米ドル)	保有高	銘柄	取引相手	未実現評価益/(損) (米ドル)	保有高	銘柄	取引相手	未実現評価益/(損) (米ドル)
16,902	Byline Bancorp Inc	Barclays Bank	(4,902)	35,543	Caesars	HSBC	(157,811)	1,225	Cal-Maine Foods Inc	Goldman Sachs	796
45,644	Byline Bancorp Inc	Goldman Sachs	18,714		Entertainment Inc			4,948	Cambium Networks Corp	Bank of America	4,849
3,146	Byline Bancorp Inc	HSBC	(126)	26,109	Caesars	Morgan Stanley	(99,475)			Merrill Lynch	
(1,664)	Byrna Technologies Inc	Bank of America	832		Entertainment Inc			8,761	Cambium Networks Corp	Barclays Bank	(175)
		Merrill Lynch		14,482	Caesarstone Ltd	Bank of America	(1,303)	4,914	Cambium Networks Corp	Goldman Sachs	4,816
(44,408)	Byrna Technologies Inc	Barclays Bank	30,642			Merrill Lynch		4,108	Cambium Networks Corp	HSBC	5,721
(3,876)	Byrna Technologies Inc	Goldman Sachs	1,938	14,874	Caesarstone Ltd	Barclays Bank	744	12,726	Cambium Networks Corp	Morgan Stanley	(255)
(3,962)	Byrna Technologies Inc	HSBC	1,307	15,613	Caesarstone Ltd	Goldman Sachs	(1,405)	(5,488)	Cambridge Bancorp	Barclays Bank	5,232
(23,263)	Byrna Technologies Inc	Morgan Stanley	16,051	24,322	Caesarstone Ltd	HSBC	3,648	(10,772)	Cambridge Bancorp	Goldman Sachs	(33,178)
(2,352)	C&F Financial Corp	Barclays Bank	3,610	29,823	Caesarstone Ltd	Morgan Stanley	1,491	(6,659)	Cambridge Bancorp	HSBC	(21,842)
(60)	C&F Financial Corp	Goldman Sachs	(12)	(15,243)	CalAmp Corp	Barclays Bank	(1,219)	(2,799)	Cambridge Bancorp	Morgan Stanley	2,603
25,547	C4 Therapeutics Inc	Barclays Bank	5,876	(19,984)	CalAmp Corp	Goldman Sachs	(799)	20,207	Camden National Corp	Barclays Bank	(20,409)
5,579	C4 Therapeutics Inc	Goldman Sachs	—	170	Calavo Growers Inc	Bank of America	347	1,267	Camden National Corp	Goldman Sachs	1,381
22,925	C4 Therapeutics Inc	HSBC	3,058			Merrill Lynch		1,787	Camden Property	Bank of America	(7,595)
(3,424)	Cabaletta Bio Inc	Morgan Stanley	4,931	4,668	Calavo Growers Inc	Barclays Bank	3,128		Trust (REIT)	Merrill Lynch	
222	Cable One Inc	Bank of America	(6,278)	4,898	Calavo Growers Inc	Goldman Sachs	9,992	14,542	Camden Property	Barclays Bank	(24,430)
		Merrill Lynch		2,593	Caledonia	Barclays Bank	(2,437)		Trust (REIT)		
421	Cable One Inc	Barclays Bank	(18,052)		Mining Corp Plc			19,250	Camden Property	Goldman Sachs	(81,813)
180	Cable One Inc	Goldman Sachs	(8,198)	5,877	Caledonia	Goldman Sachs	(7,699)		Trust (REIT)		
86	Cable One Inc	HSBC	(3,688)	(5,537)	Caleres Inc	Bank of America	30,730	5,328	Camden Property	Morgan Stanley	(8,951)
270	Cable One Inc	Morgan Stanley	(5,129)			Merrill Lynch			Trust (REIT)		
3,998	Cabot Corp	Bank of America	(880)	(10,492)	Caleres Inc	Barclays Bank	34,414	7,514	Campbell Soup Co	Bank of America	(22,129)
		Merrill Lynch		(7,575)	Caleres Inc	Goldman Sachs	42,041			Merrill Lynch	
13,534	Cabot Corp	Barclays Bank	(42,496)	(16,659)	Caleres Inc	HSBC	81,142	39,011	Campbell Soup Co	Barclays Bank	(47,008)
5,617	Cabot Corp	Goldman Sachs	(1,236)	(11,011)	Caleres Inc	Morgan Stanley	36,116	33,470	Campbell Soup Co	Goldman Sachs	(98,569)
4,249	Cabot Corp	HSBC	(6,289)	1,311	California Bancorp	Bank of America	1,147	1,790	Campbell Soup Co	HSBC	(7,294)
9,061	Cabot Corp	Morgan Stanley	(28,452)	9,475	California Bancorp	Barclays Bank	2,795	9,754	Campbell Soup Co	Morgan Stanley	(11,753)
412	CACI International Inc 'A'	Barclays Bank	(696)	5,265	California Bancorp	Goldman Sachs	4,607	(36,082)	Camping World Holdings Inc 'A'	Barclays Bank	(36,443)
461	CACI International Inc 'A'	Goldman Sachs	(2,600)	3,482	California Bancorp	HSBC	2,524	(5,782)	Camping World Holdings Inc 'A'	HSBC	(13,125)
375	CACI International Inc 'A'	HSBC	(1,264)	1,897	California Bancorp	Morgan Stanley	560				
				2,397	California Resources Corp	Bank of America	(5,729)	(14,609)	Camping World Holdings Inc 'A'	Morgan Stanley	(14,755)
525	CACI International Inc 'A'	Morgan Stanley	(887)	12,369	California Resources Corp	Barclays Bank	(28,201)				
(13,268)	Cactus Inc 'A'	Bank of America	48,959	19,751	California Resources Corp	Goldman Sachs	(47,205)	(1,512)	Canadian Pacific	Barclays Bank	7,560
		Merrill Lynch		4,996	California Resources Corp	HSBC	(11,291)	(1,099)	Kansas City Ltd	Goldman Sachs	7,242
(57,998)	Cactus Inc 'A'	Barclays Bank	200,574	3,346	California Resources Corp	Morgan Stanley	(7,629)	(8,816)	Canadian Pacific	Morgan Stanley	44,080
(40,606)	Cactus Inc 'A'	HSBC	244,385	20,127	California Water Service Group	Bank of America	(4,227)	(4,538)	Kansas City Ltd	Barclays Bank	(6,535)
(35,979)	Cactus Inc 'A'	Morgan Stanley	129,524	22,007	California Water Service Group	Merrill Lynch		(23,656)	Cannae Holdings Inc	Merrill Lynch	
(3,022)	Cadence Bank	Bank of America	(1,269)	6,447	California Water Service Group	Barclays Bank	20,687	(32,384)	Cannae Holdings Inc	Barclays Bank	3,548
		Merrill Lynch		8,342	California Water Service Group	HSBC	(1,354)	(24,862)	Cannae Holdings Inc	Goldman Sachs	(46,633)
(55,484)	Cadence Bank	Barclays Bank	46,052	53	California Water Service Group	Morgan Stanley	7,841	(32,372)	Cannae Holdings Inc	HSBC	(40,525)
(19,107)	Cadence Bank	HSBC	(3,057)		Calithera Biosciences Inc				Cano Health Inc	Bank of America	(971)
(18,393)	Cadence Bank	Morgan Stanley	12,364	2,829	Calix Inc	Goldman Sachs	17	2,210	Cantaloupe Inc	Merrill Lynch	(663)
799	Cadence Design Systems Inc	Bank of America	3,989	7,872	Calix Inc	Bank of America	2,035	6,047	Cantaloupe Inc	Barclays Bank	(2,056)
909	Cadence Design Systems Inc	Merrill Lynch	6,998	10,045	Calix Inc	Merrill Lynch		29,626	Cantaloupe Inc	Goldman Sachs	(8,888)
(4,363)	Cadiz Inc	Morgan Stanley	(4,363)	8,458	Calix Inc	Barclays Bank	(5,825)	(6,153)	Capital Bancorp Inc	Barclays Bank	4,184
				9,902	Calix Inc	Goldman Sachs	10,246	(3,251)	Capital Bancorp Inc	Barclays Bank	(2,731)
(23,544)	Cadiz Inc	Bank of America	(6,357)	1,186	Callon Petroleum Co	HSBC	21,756	33,851	Capital City Bank Group Inc	Goldman Sachs	(3,385)
(36,684)	Cadiz Inc	HSBC	(17,975)		Callon Petroleum Co	Morgan Stanley	(7,328)	35,842	Capital City Bank Group Inc	Goldman Sachs	28,674
(30,820)	Cadiz Inc	Morgan Stanley	(8,321)	22,880	Callon Petroleum Co	Barclays Bank	(55,141)	9,832	Capital City Bank Group Inc	HSBC	5,998
(6,566)	Cadre Holdings Inc	Bank of America	5,778	9,102	Callon Petroleum Co	Goldman Sachs	(8,568)	(2,996)	Capital One Financial Corp	Bank of America	(40,151)
		Merrill Lynch		2,726	Callon Petroleum Co	HSBC	(13,024)	(11,571)	Capital One Financial Corp	Merrill Lynch	
(15,713)	Cadre Holdings Inc	Barclays Bank	27,183	8,187	Cal-Maine Foods Inc	Bank of America	5,322		Capital One Financial Corp	Barclays Bank	(56,549)
(1,736)	Cadre Holdings Inc	Morgan Stanley	3,003			Merrill Lynch					
9,013	Caesars	Bank of America	(32,537)	7,907	Cal-Maine Foods Inc	Barclays Bank	(6,247)				
	Entertainment Inc	Merrill Lynch									
24,433	Caesars	Barclays Bank	(90,265)								
	Entertainment Inc										
4,410	Caesars	Goldman Sachs	(15,920)								
	Entertainment Inc										

ブラックロック・ストラテジック・ファンズ ブラックロック・アメリカズ・ダイバーシファイド・エクイティ・アブソルート・リターン・ファンド

保有高	銘柄	取引相手	未実現評価増益/(損) (米ドル)	保有高	銘柄	取引相手	未実現評価増益/(損) (米ドル)	保有高	銘柄	取引相手	未実現評価増益/(損) (米ドル)
(197)	Capital One Financial Corp	Goldman Sachs	(2,998)	3,405	Carisma Therapeutics Inc	Goldman Sachs	1,085	(2,943)	Casella Waste Systems Inc 'A'	HSBC	(4,091)
(9,776)	Capital One Financial Corp	HSBC	(108,773)	4,049	Carisma Therapeutics Inc	HSBC	(3,025)	(5,522)	Casella Waste Systems Inc 'A'	Morgan Stanley	5,356
(10,183)	Capital One Financial Corp	Morgan Stanley	(49,795)	3,659	Carisma Therapeutics Inc	Morgan Stanley	878	817	Casey's General Stores Inc	Bank of America	(3,170)
(10,391)	Capitol Federal Financial Inc	Bank of America	(4,780)	(4,688)	Carlisle Cos Inc	Bank of America	12,927	2,658	Casey's General Stores Inc	Merrill Lynch	(1,250)
(109,050)	Capitol Federal Financial Inc	Merrill Lynch	(4,362)	(680)	Carlisle Cos Inc	Merrill Lynch	1,185	1,236	Casey's General Stores Inc	Barclays Bank	(4,796)
(69,675)	Capitol Federal Financial Inc	Barclays Bank	(32,051)	42,829	Carlyle Group Inc	HSBC	(7,709)	1,434	Casey's General Stores Inc	Goldman Sachs	(1,520)
(101,750)	Capitol Federal Financial Inc	Goldman Sachs	(46,805)	1,200	Carlyle Group Inc	Goldman Sachs	1,116	2,027	Casey's General Stores Inc	HSBC	(953)
(17,653)	Capitol Federal Financial Inc	HSBC	(706)	6,278	Carlyle Group Inc	HSBC	9,982	7,714	Cass Information Systems Inc	Morgan Stanley	(1,543)
(14,541)	Capri Holdings Ltd	Barclays Bank	45,662	(7,501)	CarMax Inc	Barclays Bank	—	(3,627)	Cassava Sciences Inc	Barclays Bank	8,161
(6,649)	Capri Holdings Ltd	Goldman Sachs	25,732	(11,432)	CarMax Inc	Goldman Sachs	(5,698)	(5,468)	Castle Biosciences Inc	Barclays Bank	574
(13,584)	Capri Holdings Ltd	HSBC	40,261	(14,773)	CarMax Inc	HSBC	6,015	(1,370)	Castle Biosciences Inc	Goldman Sachs	(1,973)
(25,280)	Capri Holdings Ltd	Morgan Stanley	79,114	(3,139)	CarMax Inc	Morgan Stanley	—	(4,058)	Castle Biosciences Inc	HSBC	(9,577)
27,492	Capstar Financial Holdings Inc	Barclays Bank	(13,471)	8,857	Carnival Corp	Bank of America	8,946	(2,997)	Castle Biosciences Inc	Morgan Stanley	913
4,599	Capstar Financial Holdings Inc	Goldman Sachs	2,300	11,980	CarParts.com Inc	Barclays Bank	(300)	(8,559)	Catalent Inc	Barclays Bank	6,958
(34,366)	Cara Therapeutics Inc	Bank of America	27,836	9,031	CarParts.com Inc	Goldman Sachs	(1,490)	(2,058)	Catalent Inc	Morgan Stanley	2,202
(24,366)	Cara Therapeutics Inc	Merrill Lynch	9,015	30,130	CarParts.com Inc	HSBC	(11,901)	22,484	Catalyst*	Bank of America	(19,506)
(4,465)	Cara Therapeutics Inc	Barclays Bank	4,197	17,408	CarParts.com Inc	Morgan Stanley	(435)	30,102	Catalyst*	Merrill Lynch	3,986
(31,489)	Cardiff Oncology Inc	HSBC	4,094	(2,258)	Carpenter Technology Corp	Bank of America	4,385	3,322	Catalyst*	Barclays Bank	92
(6,154)	Cardiff Oncology Inc	Bank of America	431	(691)	Carpenter Technology Corp	Merrill Lynch	2,246	32,520	Catalyst*	Goldman Sachs	(4,307)
(8,947)	Cardiff Oncology Inc	Barclays Bank	1,163	(20,001)	Carpenter Technology Corp	Goldman Sachs	105,605	23,842	Catalyst*	HSBC	3,157
(7,320)	Cardiff Oncology Inc	Merrill Lynch	1,318	(358)	Carpenter Technology Corp	HSBC	2,166	22,484	Catalyst Biosciences Inc	Morgan Stanley	337
5,729	Cardinal Health Inc	HSBC	(22,630)	(361)	Carpenter Technology Corp	Morgan Stanley	1,173	30,102	Catalyst Biosciences Inc	Merrill Lynch	—
19,850	Cardinal Health Inc	Bank of America	(91,509)	(4,830)	Carriage Services Inc	Bank of America	9,950	32,520	Catalyst Biosciences Inc	Goldman Sachs	50
(2,358)	Cardinal Health Inc	Merrill Lynch	10,870	(16,102)	Carriage Services Inc	Merrill Lynch	24,958	23,842	Catalyst Biosciences Inc	HSBC	813
5,896	Cardinal Health Inc	Barclays Bank	(16,391)	(3,466)	Carriage Services Inc	Barclays Bank	5,372	16,315	Catalyst Biosciences Inc	Morgan Stanley	—
(617)	Cardinal Health Inc	HSBC	1,715	(32,361)	Carrier Global Corp	Barclays Bank	44,658	428	Caterpillar Inc	Bank of America	(1,772)
(5,725)	Cardinal Health Inc	Goldman Sachs	26,392	(21,184)	Carrier Global Corp	Goldman Sachs	37,284	16,315	Caterpillar Inc	Merrill Lynch	—
4,176	Cardlytics Inc	Morgan Stanley	(919)	63,542	Carrolls Restaurant Group Inc	Barclays Bank	936	237	Caterpillar Inc	Barclays Bank	(7,565)
5,112	Cardlytics Inc	Barclays Bank	(1,687)	6,251	Carrolls Restaurant Group Inc	Bank of America	2,750	398	Caterpillar Inc	HSBC	(1,811)
7,292	Cardlytics Inc	HSBC	(1,604)	14,274	Carrolls Restaurant Group Inc	Merrill Lynch	(1,066)	2,930	Caterpillar Inc	Morgan Stanley	(2,830)
2,947	CareDx Inc	Morgan Stanley	(1,415)	(7,284)	Carrolls Restaurant Group Inc	Barclays Bank	(2,750)	(46,381)	Cathay General Bancorp	Bank of America	(1,090)
8,868	CareDx Inc	Bank of America	(4,257)	(14,609)	Carrolls Restaurant Group Inc	Goldman Sachs	(1,066)	(2,763)	Cathay General Bancorp	Merrill Lynch	44,526
7,551	CareDx Inc	Merrill Lynch	(2,643)	(3,680)	Carter's Inc	Goldman Sachs	(1,066)	(25,836)	Cathay General Bancorp	HSBC	(1,882)
19,237	CareDx Inc	HSBC	(13,274)	(21,955)	Carter Bankshares Inc	HSBC	1,504	(21,326)	Cathay General Bancorp	Morgan Stanley	25,412
9,570	CareMax Inc	Bank of America	(191)	(7,284)	Carter Bankshares Inc	Bank of America	1,504	(5,622)	Cato Corp 'A'	Goldman Sachs	(6,185)
26,652	CareMax Inc	Merrill Lynch	(9,328)	(14,609)	Carter Bankshares Inc	Merrill Lynch	16,049	(5,622)	Cato Corp 'A'	HSBC	(731)
(10,474)	CareMax Inc	Barclays Bank	(209)	(3,680)	Carter's Inc	Goldman Sachs	545	(236)	Cavco Industries Inc	Bank of America	9,423
7,357	CareMax Inc	Goldman Sachs	(2,575)	(21,955)	Carter's Inc	Barclays Bank	545	(1,072)	Cavco Industries Inc	Merrill Lynch	31,067
(10,061)	CareTrust Inc (REIT)	Morgan Stanley	11,671	(11,734)	Carter's Inc	HSBC	(4,443)	(1,467)	Cavco Industries Inc	Goldman Sachs	58,577
(34,219)	CareTrust Inc (REIT)	Bank of America	16,767	(3,513)	Carter's Inc	Bank of America	7,287	(1,006)	Cavco Industries Inc	HSBC	51,155
(35,474)	CareTrust Inc (REIT)	Merrill Lynch	41,123	(3,480)	Carvana Co	Merrill Lynch	22,253	(1,006)	Cavco Industries Inc	Morgan Stanley	7,129
(36,168)	CareTrust Inc (REIT)	Barclays Bank	40,508	17,813	Casella Waste Systems Inc 'A'	Goldman Sachs	52,233	(2,46)	CB Financial Services Inc	Barclays Bank	3,864
(3,458)	CareTrust Inc (REIT)	HSBC	1,694	7,186	Casella Waste Systems Inc 'A'	HSBC	21,359	4,379	CB Financial Services Inc	Goldman Sachs	(2,321)
2,460	Cargurus Inc	Morgan Stanley	(763)	7,186	Casella Waste Systems Inc 'A'	Morgan Stanley	8,283	1,841	CB Financial Services Inc	Morgan Stanley	957
10,808	Cargurus Inc	Bank of America	648	(5,104)	Casella Waste Systems Inc 'A'	Barclays Bank	25,473	(6,574)	CBIZ Inc	Bank of America	(3,050)
7,531	Cargurus Inc	Merrill Lynch	18,619	(12,966)	Casella Waste Systems Inc 'A'	Morgan Stanley	(431)	(6,024)	CBIZ Inc	Merrill Lynch	2,590
10,003	Carisma Therapeutics Inc	Barclays Bank	1,100	(12,966)	Casella Waste Systems Inc 'A'	Bank of America	14,853	(5,122)	CBIZ Inc	Barclays Bank	(2,817)
		HSBC				Merrill Lynch		(13,687)	CBIZ Inc	Goldman Sachs	2,134
		Bank of America				Barclays Bank		(2,421)	CBIZ Inc	HSBC	778
		Merrill Lynch								Morgan Stanley	

ブラックロック・ストラテジック・ファンズ ブラックロック・アメリカズ・ダイバーシファイド・エクイティ・アブソルート・リターン・ファンド

保有高	銘柄	取引相手	未実現評価増益/(損) (米ドル)	保有高	銘柄	取引相手	未実現評価増益/(損) (米ドル)	保有高	銘柄	取引相手	未実現評価増益/(損) (米ドル)
(9,436)	CBL & Associates Properties Inc (REIT)	Morgan Stanley	(4,057)	30,948	Central Pacific Financial Corp	Bank of America Merrill Lynch	18,878	(20,353)	CH Robinson Worldwide Inc	Barclays Bank	109,296
3,386	Cboe Global Markets Inc	Barclays Bank	(23,837)	89,636	Central Pacific Financial Corp	Morgan Stanley	(57,367)	(1,597)	CH Robinson Worldwide Inc	Goldman Sachs	6,867
18,397	Cboe Global Markets Inc	HSBC	(77,819)	(75)	Central Valley Community Bancorp	Bank of America Merrill Lynch	(89)	(16,802)	CH Robinson Worldwide Inc	HSBC	121,646
(11,714)	CBRE Group Inc 'A'	Bank of America Merrill Lynch	8,412	(3,004)	Central Valley Community Bancorp	Barclays Bank	2,103	(6,080)	CH Robinson Worldwide Inc	Morgan Stanley	32,650
(6,108)	CBRE Group Inc 'A'	Barclays Bank	20,401	(3,937)	Central Valley Community Bancorp	Goldman Sachs	(4,646)	(25,830)	Champions Oncology Inc	Bank of America Merrill Lynch	(12,657)
(4,251)	CBRE Group Inc 'A'	Goldman Sachs	5,914	(6,587)	Central Valley Community Bancorp	HSBC	(3,425)	(2,364)	Champions Oncology Inc	Barclays Bank	804
(4,916)	CBRE Group Inc 'A'	HSBC	16,143	(135)	Central Valley Community Bancorp	Morgan Stanley	95	23,593	ChampionX Corp	Bank of America Merrill Lynch	(22,177)
(11,565)	CBRE Group Inc 'A'	Morgan Stanley	31,006	(7,694)	Centrus Energy Corp 'A'	Barclays Bank	25,313	(1,403)	ChampionX Corp	Barclays Bank	2,722
3,304	CCC Intelligent Solutions Holdings Inc	Bank of America Merrill Lynch	4,791	8,439	Century Aluminum Co	Barclays Bank	(3,460)	(7,215)	ChampionX Corp	Goldman Sachs	6,782
10,557	CCC Intelligent Solutions Holdings Inc	Barclays Bank	9,923	2,194	Century Aluminum Co	Goldman Sachs	395	(3,772)	ChampionX Corp	HSBC	6,337
2,597	CCC Intelligent Solutions Holdings Inc	Goldman Sachs	3,766	6,167	Century Aluminum Co	HSBC	(3,947)	18,431	ChampionX Corp	Morgan Stanley	(35,756)
11,386	CCC Intelligent Solutions Holdings Inc	HSBC	20,267	12,715	Century Casinos Inc	Barclays Bank	(4,577)	(7,424)	ChargePoint Holdings Inc	Bank of America Merrill Lynch	(7,201)
15,700	CCC Intelligent Solutions Holdings Inc	Morgan Stanley	14,758	16,497	Century Casinos Inc	Goldman Sachs	1,155	(180,024)	ChargePoint Holdings Inc	Barclays Bank	(232,231)
(5,248)	CDW Corp	Bank of America Merrill Lynch	(6,297)	5,796	Century Casinos Inc	Morgan Stanley	(2,087)	(3,335)	ChargePoint Holdings Inc	HSBC	(1,801)
(5,189)	CDW Corp	Barclays Bank	16,086	5,375	Century Communities Inc	Bank of America Merrill Lynch	(17,899)	(2,250)	Charles River Laboratories International Inc	Bank of America Merrill Lynch	12,078
(2,610)	CDW Corp	Goldman Sachs	(3,132)	6,279	Century Communities Inc	Barclays Bank	(16,200)	(1,849)	Charles River Laboratories International Inc	Barclays Bank	4,948
(2,885)	CDW Corp	HSBC	(12,148)	343	Century Communities Inc	Goldman Sachs	(1,142)	(2,650)	Charles River Laboratories International Inc	Goldman Sachs	(2,483)
(10,974)	CDW Corp	Morgan Stanley	34,020	4,404	Century Communities Inc	Morgan Stanley	(11,362)	(2,400)	Charles River Laboratories International Inc	Morgan Stanley	9,708
16,113	CECO Environmental Corp	Bank of America Merrill Lynch	(13,374)	1,272	Century Therapeutics Inc	Morgan Stanley	(401)	(7,870)	Charles Schwab Corp	Bank of America Merrill Lynch	(13,174)
35,821	CECO Environmental Corp	Barclays Bank	(45,851)	1,768	Cerence Inc	Barclays Bank	6,648	(1,664)	Charles Schwab Corp	Barclays Bank	(578)
28,575	CECO Environmental Corp	Goldman Sachs	(23,717)	5,750	Cerence Inc	Goldman Sachs	28,290	(6,535)	Charles Schwab Corp	Goldman Sachs	(7,221)
2,309	CECO Environmental Corp	Morgan Stanley	(2,956)	5,338	Cerence Inc	HSBC	13,078	(1,675)	Charles Schwab Corp	HSBC	(3,847)
(11,022)	Celanesec Corp	Bank of America Merrill Lynch	6,997	698	Cerence Inc	Morgan Stanley	2,624	(15,694)	Charles Schwab Corp	Morgan Stanley	(15,502)
(30,847)	Celanesec Corp	Barclays Bank	112,391	(7,260)	Cerevel Therapeutics Holdings Inc	Bank of America Merrill Lynch	(3,511)	(721)	Chart Industries Inc	Bank of America Merrill Lynch	3,555
(1,006)	Celanesec Corp	HSBC	1,197	(12,854)	Cerevel Therapeutics Holdings Inc	Barclays Bank	16,582	(3,384)	Chart Industries Inc	Barclays Bank	31,336
(18,307)	Celanesec Corp	Morgan Stanley	67,370	(8,046)	Cerevel Therapeutics Holdings Inc	Goldman Sachs	(4,828)	(2,380)	Chart Industries Inc	Goldman Sachs	11,733
(4,302)	Celucuity Inc	Barclays Bank	(86)	(3,482)	Cerevel Therapeutics Holdings Inc	Morgan Stanley	4,492	(161)	Chart Industries Inc	HSBC	2,731
(8,968)	Celldex Therapeutics Inc	Barclays Bank	18,833	(3,057)	Ceridian HCM Holding Inc	Bank of America Merrill Lynch	(5,594)	(3,772)	Chart Industries Inc	Morgan Stanley	31,907
(1,301)	Celsius Holdings Inc	Bank of America Merrill Lynch	9,823	(1,737)	Ceridian HCM Holding Inc	Barclays Bank	3,248	(969)	Charter Communications Inc 'A'	Bank of America Merrill Lynch	10,774
(6,699)	Celsius Holdings Inc	Barclays Bank	48,300	(796)	Ceridian HCM Holding Inc	Goldman Sachs	(614)	(2,389)	Charter Communications Inc 'A'	Barclays Bank	26,375
235	Celsius Holdings Inc	Goldman Sachs	(129)	(2,007)	Ceridian HCM Holding Inc	HSBC	(2,283)	(2,020)	Charter Communications Inc 'A'	Goldman Sachs	25,836
735	Celsius Holdings Inc	HSBC	12,583	(1,251)	Ceridian HCM Holding Inc	Morgan Stanley	2,339	(86)	Charter Communications Inc 'A'	HSBC	248
(768)	Celsius Holdings Inc	Morgan Stanley	5,537	(12,769)	Certara Inc	Bank of America Merrill Lynch	(10,854)	(2,770)	Charter Communications Inc 'A'	Morgan Stanley	30,581
248	Celsius Holdings Inc	Morgan Stanley	(1,788)	(3,667)	Certara Inc	Goldman Sachs	(1,523)	(3,587)	Chase Corp	Bank of America Merrill Lynch	(21,396)
(13,694)	Centene Corp	Bank of America Merrill Lynch	72,469	(15,227)	Certara Inc	HSBC	33,347	(1,301)	Chase Corp	Barclays Bank	1,958
(52,613)	Centene Corp	Barclays Bank	189,407	(18,634)	Certara Inc	Morgan Stanley	(5,031)	(2,777)	Chase Corp	Goldman Sachs	(43,407)
(11,707)	Centene Corp	HSBC	73,272	22,324	Cerus Corp	Barclays Bank	1,228	(2,711)	Chase Corp	HSBC	(25,768)
(10,242)	Centene Corp	Morgan Stanley	36,872	60,890	Cerus Corp	HSBC	(10,656)	(182)	Chase Corp	Morgan Stanley	274
49,175	CenterPoint Energy Inc	Bank of America Merrill Lynch	(66,627)	26,505	Cerus Corp	Morgan Stanley	1,458	11,161	Chatham Lodging Trust (REIT)	Bank of America Merrill Lynch	(6,027)
44,695	CenterPoint Energy Inc	Barclays Bank	(23,688)	(28,595)	CEVA Inc	Barclays Bank	(48,897)	71,830	Chatham Lodging Trust (REIT)	Barclays Bank	(22,267)
2,154	CenterPoint Energy Inc	Goldman Sachs	(3,209)	(21,085)	CEVA Inc	Goldman Sachs	(55,032)	65,025	Chatham Lodging Trust (REIT)	Goldman Sachs	(35,114)
31,987	CenterPoint Energy Inc	HSBC	(58,166)	(2,802)	CF Industries Holdings Inc	Barclays Bank	14,038				
10,962	CenterPoint Energy Inc	Morgan Stanley	(5,810)	(992)	CF Industries Holdings Inc	HSBC	5,506				
(7,507)	Centerspace (REIT)	Barclays Bank	2,252	(3,523)	CH Robinson Worldwide Inc	Bank of America Merrill Lynch	15,149				
(3,052)	Centerspace (REIT)	HSBC	(671)								
15,348	Centogene NV	Barclays Bank	46								
1,029	Centogene NV	Goldman Sachs	(12)								
631	Centogene NV	Morgan Stanley	2								
20,485	Central Garden & Pet Co 'A'	Barclays Bank	(6,146)								
6,293	Central Garden & Pet Co 'A'	Goldman Sachs	(3,147)								

ブラックロック・ストラテジック・ファンズ ブラックロック・アメリカズ・ダイバーシファイド・エクイティ・アブソルート・リターン・ファンド

保有高	銘柄	取引相手	未実現評価増益/(損) (米ドル)	保有高	銘柄	取引相手	未実現評価増益/(損) (米ドル)	保有高	銘柄	取引相手	未実現評価増益/(損) (米ドル)
27,567	Chatham Lodging Trust (REIT)	Morgan Stanley	(8,546)	13,154	Chevron Corp	Morgan Stanley	(5,919)	3,366	Chubb Ltd	Barclays Bank	(33,593)
				(2,780)	Chevron Corp	Morgan Stanley	3,139	3,037	Chubb Ltd	Goldman Sachs	(35,928)
2,498	CHC Group Ltd*	Morgan Stanley	(1,124)	754	Chewy Inc 'A'	Bank of America	(1,094)	710	Chubb Ltd	HSBC	(8,122)
(5,184)	Check Point Software Technologies Ltd	Bank of America	(11,464)			Merrill Lynch		623	Chubb Ltd	Morgan Stanley	(6,218)
		Merrill Lynch		631	Chewy Inc 'A'	Goldman Sachs	(24)	4,608	Church & Dwight Co Inc	Bank of America	(15,055)
1,496	Check Point Software Technologies Ltd	Bank of America	5,924	28,228	Chewy Inc 'A'	HSBC	(92,588)			Merrill Lynch	
		Merrill Lynch		953	Chewy Inc 'A'	Morgan Stanley	(31)	6,880	Church & Dwight Co Inc	Barclays Bank	(22,429)
(3,076)	Check Point Software Technologies Ltd	Barclays Bank	(4,337)	63,587	Chico's FAS Inc	Barclays Bank	(1,272)	(3,295)	Church & Dwight Co Inc	Barclays Bank	10,742
				53,606	Chico's FAS Inc	Goldman Sachs	(5,361)	3,682	Church & Dwight Co Inc	Goldman Sachs	(16,900)
(6,076)	Check Point Software Technologies Ltd	Goldman Sachs	(24,061)	(2,399)	Children's Place Inc	Bank of America	9,315	768	Church & Dwight Co Inc	HSBC	(2,509)
						Merrill Lynch		(2,837)	Churchill Downs Inc	Bank of America	(93,067)
(2,481)	Check Point Software Technologies Ltd	HSBC	(4,169)	(10,887)	Children's Place Inc	Barclays Bank	85,136			Merrill Lynch	
				(2,428)	Children's Place Inc	HSBC	26,732	(8,886)	Churchill Downs Inc	Barclays Bank	59,892
(4,007)	Check Point Software Technologies Ltd	Morgan Stanley	(5,014)	(8,733)	Chimera Investment Corp (REIT)	Bank of America	1,135	(7,538)	Churchill Downs Inc	Goldman Sachs	82,616
						Merrill Lynch			Churchill Downs Inc	HSBC	8,752
(13,937)	Cheesecake Factory Inc	Bank of America	418	(125,337)	Chimera Investment Corp (REIT)	Goldman Sachs	16,294	6,040	Ciena Corp	Goldman Sachs	16,681
		Merrill Lynch		(46,215)	Chimera Investment Corp (REIT)	HSBC	17,100	6,407	Ciena Corp	HSBC	23,061
(34,653)	Cheesecake Factory Inc	Barclays Bank	61,682	(44,675)	Chimera Investment Corp (REIT)	Morgan Stanley	4,021	3,252	Cigna Group	Bank of America	(46,796)
				(12,698)	Chimerix Inc	Bank of America	(3,048)	9,259	Cigna Group	Barclays Bank	(110,275)
(15,511)	Cheesecake Factory Inc	HSBC	29,936	(49,139)	Chimerix Inc	Barclays Bank	983	14,580	Cigna Group	Goldman Sachs	(209,806)
		Morgan Stanley	2,693	(62,335)	Chimerix Inc	Goldman Sachs	(14,960)	6,195	Cigna Group	Morgan Stanley	(73,782)
(7,029)	Chefs' Warehouse Inc	Barclays Bank	8,083	(66,116)	Chimerix Inc	HSBC	(17,190)	501	Cimpress Plc	Barclays Bank	(1,117)
(8,518)	Chefs' Warehouse Inc	HSBC	31,006	1,840	Chinook Therapeutics Inc	Barclays Bank	4,434	2,206	Cimpress Plc	Goldman Sachs	419
(2,640)	Chefs' Warehouse Inc	Morgan Stanley	3,036	2,984	Chinook Therapeutics Inc	Goldman Sachs	3,372	908	Cimpress Plc	Morgan Stanley	(2,025)
5,113	Chegg Inc	Bank of America	(2,480)	4,665	Chinook Therapeutics Inc	Morgan Stanley	11,243	2,211	Cincinnati Financial Corp	Bank of America	(13,620)
		Merrill Lynch		(444)	Chipotle Mexican Grill Inc	Barclays Bank	15,447	2,083	Cincinnati Financial Corp	Merrill Lynch	
17,315	Chegg Inc	HSBC	(16,016)	(768)	Chipotle Mexican Grill Inc	Goldman Sachs	(15,383)	470	Cincinnati Financial Corp	Barclays Bank	(13,706)
868	Chemed Corp	Barclays Bank	(9,991)	(89)	Chipotle Mexican Grill Inc	HSBC	(3,054)	1,804	Cincinnati Financial Corp	Goldman Sachs	(2,895)
772	Chemed Corp	Goldman Sachs	(12,259)	(312)	Chipotle Mexican Grill Inc	Morgan Stanley	10,854	2,854	Cincinnati Financial Corp	HSBC	(14,703)
1,525	Chemed Corp	HSBC	(36,371)	(1,607)	Choice Hotels International Inc	Barclays Bank	5,448	11,509	Cinemark Holdings Inc	Morgan Stanley	(18,779)
407	Chemed Corp	Morgan Stanley	(4,685)	2,337	Choice Hotels International Inc	Goldman Sachs	(17,294)	6,392	Cinemark Holdings Inc	Barclays Bank	(12,200)
9,147	Chemours Co	Bank of America	(16,922)	(2,536)	Choice Hotels International Inc	Morgan Stanley	8,597	1,600	Cinemark Holdings Inc	Goldman Sachs	(6,846)
		Merrill Lynch						3,991	Cinemark Holdings Inc	HSBC	(889)
16,403	Chemours Co	Barclays Bank	(32,970)					5,193	Cintas Corp	Morgan Stanley	(4,230)
6,414	Chemours Co	HSBC	(14,303)							Bank of America	2,285
12,002	Chemours Co	Morgan Stanley	(24,124)					4,682	Cintas Corp	Barclays Bank	(9,926)
1,002	Chemung Financial Corp	Bank of America	601					11,082	Cintas Corp	Goldman Sachs	4,876
		Merrill Lynch						3,270	Cintas Corp	HSBC	30,020
4,898	Cheniere Energy Inc	Bank of America	(61,346)					2,977	Cintas Corp	Morgan Stanley	(6,311)
		Merrill Lynch						5,502	CIRCOR International Inc	Bank of America	(6,382)
10,224	Cheniere Energy Inc	Barclays Bank	(73,834)							Merrill Lynch	
156	Cheniere Energy Inc	Goldman Sachs	(2,016)					4,700	CIRCOR International Inc	Barclays Bank	(6,157)
1,789	Cheniere Energy Inc	HSBC	(22,738)					1,595	CIRCOR International Inc	HSBC	3,908
4,043	Cheniere Energy Inc	Morgan Stanley	(28,333)					3,710	CIRCOR International Inc	Morgan Stanley	(4,860)
(13,798)	Cherry Hill Mortgage Investment Corp (REIT)	Barclays Bank	1,104					13,964	Cirrus Logic Inc	Barclays Bank	8,099
								1,267	Cirrus Logic Inc	Goldman Sachs	(3,091)
(68,960)	Cherry Hill Mortgage Investment Corp (REIT)	Morgan Stanley	3,869					2,845	Cirrus Logic Inc	HSBC	(1,166)
								(54,397)	Cisco Systems Inc	Barclays Bank	(57,661)
(7,939)	Chesapeake Energy Corp	Bank of America	49,142					(32,192)	Cisco Systems Inc	HSBC	(113,960)
		Merrill Lynch						(2,127)	Citi Trends Inc	Bank of America	3,063
473	Chesapeake Energy Corp	Bank of America	(2,928)							Merrill Lynch	
		Merrill Lynch						(3,784)	Citi Trends Inc	Barclays Bank	11,844
(19,131)	Chesapeake Energy Corp	Barclays Bank	114,786					(2,279)	Citi Trends Inc	Morgan Stanley	7,133
11,101	Chesapeake Energy Corp	Barclays Bank	(66,606)					4,404	Citigroup Inc	Bank of America	(10,875)
(5,221)	Chesapeake Energy Corp	HSBC	13,053							Merrill Lynch	
(21,986)	Chesapeake Energy Corp	Morgan Stanley	131,916					26,015	Citigroup Inc	Barclays Bank	(38,393)
(425)	Chesapeake Utilities Corp	Bank of America	269					11,320	Citigroup Inc	Goldman Sachs	(18,610)
		Merrill Lynch						9,501	Citigroup Inc	HSBC	(21,947)
(1,985)	Chesapeake Utilities Corp	Barclays Bank	(1,587)					47,32	Citigroup Inc	Morgan Stanley	(65,614)
(5,735)	Chesapeake Utilities Corp	Goldman Sachs	(1,006)					(113,720)	Citius	HSBC	19,332
(365)	Chesapeake Utilities Corp	HSBC	410							Pharmaceuticals Inc	
(1,620)	Chesapeake Utilities Corp	Morgan Stanley	973					(14,621)	Citizens & Northern Corp	Bank of America	(22,663)
4,809	Chevron Corp	Barclays Bank	(2,164)							Merrill Lynch	

ブラックロック・ストラテジック・ファンズ ブラックロック・アメリカズ・ダイバーシファイド・エクイティ・アブソルート・リターン・ファンド

保有高	銘柄	取引相手	未実現評価増益/(損) (米ドル)	保有高	銘柄	取引相手	未実現評価増益/(損) (米ドル)	保有高	銘柄	取引相手	未実現評価増益/(損) (米ドル)
(8,554)	Citizens & Northern Corp	Barclays Bank	171	(14,787)	Clean Harbors Inc	Morgan Stanley	30,461	(1,210)	CME Group Inc	Morgan Stanley	4,973
(11,573)	Citizens & Northern Corp	HSBC	(19,327)	27,644	Cleanspark Inc	Barclays Bank	(3,041)	76,378	CMS Energy Corp	Barclays Bank	(127,551)
(2,265)	Citizens & Northern Corp	Morgan Stanley	45	4,661	Cleanspark Inc	Morgan Stanley	(732)	54,648	CMS Energy Corp	Goldman Sachs	(191,815)
16,707	Citizens Financial Group Inc	Bank of America	3,464	41,173	Clear Channel Outdoor Holdings Inc	Bank of America	5,147	1,321	CNA Financial Corp	Bank of America	(3,976)
27,323	Citizens Financial Group Inc	Merrill Lynch								Merrill Lynch	
37,278	Citizens Financial Group Inc	Barclays Bank	(19,126)	10,459	Clear Channel Outdoor Holdings Inc	Barclays Bank	(784)	61,466	CNA Financial Corp	Barclays Bank	(132,152)
37,278	Citizens Financial Group Inc	Goldman Sachs	3,278	9,836	Clear Channel Outdoor Holdings Inc	Goldman Sachs	1,230	34,380	CNA Financial Corp	Goldman Sachs	(103,483)
29,616	Citizens Financial Group Inc	HSBC	25,847	3,652	Clear Secure Inc 'A'	Bank of America	(329)	28,165	CNA Financial Corp	HSBC	(95,198)
25,306	Citizens Financial Group Inc	Morgan Stanley	(13,969)	6,042	Clear Secure Inc 'A'	Merrill Lynch		7,282	CNB Financial Corp	Bank of America	(728)
(944)	Citizens Holding Co	Bank of America	99	3,495	Clear Secure Inc 'A'	Barclays Bank	(3,625)	2,032	CNB Financial Corp	Merrill Lynch	(1,951)
(8,513)	Citizens Holding Co	Merrill Lynch		2,404	Clear Secure Inc 'A'	Goldman Sachs	(315)	9,138	CNB Financial Corp	Barclays Bank	(914)
42,112	Citizens Inc	Goldman Sachs	894	6,102	Clear Secure Inc 'A'	HSBC	(2,091)	12,626	CNB Financial Corp	HSBC	(5,808)
(6,939)	City Holding Co	Merrill Lynch		3,001	Clearfield Inc	Morgan Stanley	(3,661)	22,296	CNB Financial Corp	Morgan Stanley	(21,404)
(6,939)	City Holding Co	Goldman Sachs	(421)	(2,848)	Clearfield Inc	Bank of America	(3,331)	33,320	CNO Financial Group Inc	Barclays Bank	(9,663)
(3,139)	City Holding Co	Barclays Bank	5,621	(685)	Clearfield Inc	Merrill Lynch		(11,905)	CNX Resources Corp	Bank of America	5,886
(313)	City Holding Co	Goldman Sachs	(8,883)	(5,630)	Clearfield Inc	Barclays Bank	(4,187)	(15,049)	CNX Resources Corp	Merrill Lynch	
(5,233)	Civeo Corp	HSBC	(448)	(2,853)	Clearfield Inc	Goldman Sachs	(760)	(39,347)	CNX Resources Corp	Barclays Bank	8,654
(1,182)	Civeo Corp	Bank of America	7,588	(15,257)	ClearPoint Neuro Inc	HSBC	(13,118)	(55,969)	CNX Resources Corp	Goldman Sachs	19,083
(5,576)	Civeo Corp	Merrill Lynch		(8,347)	ClearPoint Neuro Inc	Morgan Stanley	(3,433)	(56,828)	CNX Resources Corp	HSBC	(10,699)
7,140	Civista Bancshares Inc	Barclays Bank	1,726	(2,815)	ClearPoint Neuro Inc	Barclays Bank	7,781	742	Coastal Financial Corp	Morgan Stanley	32,676
14,420	Civista Bancshares Inc	Goldman Sachs	8,085	(54,218)	Clearside Biomedical Inc	Goldman Sachs	9,265	913	Coastal Financial Corp	Barclays Bank	(972)
7,434	Civista Bancshares Inc	Barclays Bank	2,499	(3,478)	Clearwater Paper Corp	HSBC	4,926	3,112	Coastal Financial Corp	Goldman Sachs	730
2,624	Civista Bancshares Inc	Merrill Lynch		(12,795)	Clearwater Paper Corp	Bank of America	2,504	435	Coastal Financial Corp	HSBC	1,774
3,884	Civista Bancshares Inc	Goldman Sachs	(6,777)	(4,457)	Clearwater Paper Corp	Merrill Lynch		25,252	Coca-Cola Co	Morgan Stanley	(570)
(11,115)	Civitas Resources Inc	Barclays Bank	(6,203)	(890)	Clearwater Paper Corp	Barclays Bank	16,423	38,706	Coca-Cola Co	Barclays Bank	(52,524)
(26,400)	Civitas Resources Inc	Goldman Sachs	2,207	5,292	Clearway Energy Inc 'A'	Merrill Lynch		(495)	Coca-Cola Co	HSBC	(173,790)
8,942	Civitas Resources Inc	HSBC	1,129	68,599	Clearway Energy Inc 'A'	Barclays Bank	(93,295)	(514)	Coca-Cola Consolidated Inc	Bank of America	(18,013)
(182)	Civitas Resources Inc	Morgan Stanley	(1,825)	39,750	Clearway Energy Inc 'A'	HSBC	(55,650)	351	Coca-Cola Consolidated Inc	Merrill Lynch	
(2,105)	Civitas Resources Inc	Barclays Bank	92,917	12,197	Clearway Energy Inc 'A'	Morgan Stanley	(16,588)	38	Coca-Cola Consolidated Inc	Barclays Bank	(3,012)
5,605	Civitas Resources Inc	Goldman Sachs	(96)	7,765	Clearway Energy Inc 'C'	Bank of America	(8,865)	(580)	Coca-Cola Consolidated Inc	Barclays Bank	2,057
(16,345)	Civitas Resources Inc	HSBC	476	52,225	Clearway Energy Inc 'C'	Merrill Lynch		(2,321)	Coca-Cola Consolidated Inc	HSBC	519
7,007	Clarivate Plc	Barclays Bank	92,917	1,037	Clearway Energy Inc 'C'	Barclays Bank	(79,904)	(8,077)	Coca-Cola Europacific Partners Plc	Bank of America	9,607
13,735	Clarivate Plc	Goldman Sachs	(96)	26,905	Clearway Energy Inc 'C'	Goldman Sachs	(2,238)	(8,077)	Coca-Cola Europacific Partners Plc	Merrill Lynch	
40,553	Clarivate Plc	Barclays Bank	1,992	6,106	Clearway Energy Inc 'C'	HSBC	(43,572)	(8,077)	Coca-Cola Europacific Partners Plc	Barclays Bank	23,585
10,555	Clarivate Plc	HSBC	(2,186)	(16,791)	Cleveland-Cliffs Inc	Morgan Stanley	(7,821)	14,652	Coca-Cola Europacific Partners Plc	Merrill Lynch	
(7,398)	Claros Mortgage Trust Inc	Morgan Stanley	61,488	(8,859)	Cleveland-Cliffs Inc	Barclays Bank	9,213	(1,676)	Coca-Cola Europacific Partners Plc	Barclays Bank	(3,399)
(9,070)	Claros Mortgage Trust Inc	Bank of America	3,749	6,318	Cleveland-Cliffs Inc	HSBC	(8,024)	23,321	Coca-Cola Europacific Partners Plc	Goldman Sachs	6,617
(112,552)	Claros Mortgage Trust Inc	HSBC	5,475	4,932	Cleveland-Cliffs Inc	Merrill Lynch		(17,831)	Coda Octopus Group Inc	HSBC	(81,157)
(4,278)	Clarus Corp	Merrill Lynch		749	Climb Global Solutions Inc	Bank of America	18,165	(9,400)	Coda Octopus Group Inc	HSBC	(16,826)
(29,319)	Clarus Corp	Barclays Bank	9,675	355	Climb Global Solutions Inc	Morgan Stanley	(680)	(3,489)	Coda Octopus Group Inc	Morgan Stanley	(6,071)
(41,829)	Clarus Corp	Goldman Sachs	24,261	59,046	Clipper Realty Inc (REIT)	Barclays Bank	6,495	(2,093)	Coda Octopus Group Inc	Barclays Bank	(3,349)
(3,362)	Clarus Corp	HSBC	(303)	22,342	Clipper Realty Inc (REIT)	Goldman Sachs	7,820	21,040	Codexis Inc	Bank of America	(9,678)
(2,026)	Clarus Corp	Morgan Stanley	669	432	Clorox Co	Merrill Lynch		29,510	Codexis Inc	Merrill Lynch	
(25,305)	Clean Energy Fuels Corp	Bank of America	16,701	(6,200)	Clorox Co	Barclays Bank	(508)	10,020	Codexis Inc	Barclays Bank	(12,984)
(19,819)	Clean Energy Fuels Corp	Merrill Lynch		338	Clorox Co	HSBC	62,248	18,696	Codexis Inc	Goldman Sachs	(4,609)
(15,288)	Clean Energy Fuels Corp	Barclays Bank	12,684	(5,822)	Cloudflare Inc 'A'	Morgan Stanley	(643)	7,505	Codexis Inc	HSBC	(20,753)
(13,238)	Clean Energy Fuels Corp	HSBC	5,351	(2,311)	Cloudflare Inc 'A'	Bank of America	(91,370)	(56,966)	Co-Diagnostics Inc	Barclays Bank	(3,302)
(2,638)	Clean Harbors Inc	Morgan Stanley	8,472	(2,550)	CME Group Inc	Merrill Lynch				Barclays Bank	13,102
(14,789)	Clean Harbors Inc	Bank of America	(10,631)	(4,333)	CME Group Inc	Barclays Bank	17,808				
(4,211)	Clean Harbors Inc	HSBC	(28,593)	(2,727)	CME Group Inc	HSBC	21,462				

ブラックロック・ストラテジック・ファンズ ブラックロック・アメリカズ・ダイバーシファイド・エクイティ・アブソルート・リターン・ファンド

保有高	銘柄	取引相手	未実現評価増益/(損) (米ドル)	保有高	銘柄	取引相手	未実現評価増益/(損) (米ドル)	保有高	銘柄	取引相手	未実現評価増益/(損) (米ドル)
5,008	Codorus Valley Bancorp Inc	Bank of America Merrill Lynch	4,692	4,625	Collegium Pharmaceutical Inc	HSBC	(5,449)	(14,098)	CommScope Holding Co Inc	Bank of America Merrill Lynch	3,947
2,648	Codorus Valley Bancorp Inc	Barclays Bank	569	3,802	Collegium Pharmaceutical Inc	Morgan Stanley	(2,616)	(44,178)	CommScope Holding Co Inc	Barclays Bank	5,301
8,274	Codorus Valley Bancorp Inc	Goldman Sachs	7,072	11,050	Colony Bancorp Inc	Bank of America Merrill Lynch	2,652	7,225	CommScope Holding Co Inc	Goldman Sachs	(2,023)
1,230	Codorus Valley Bancorp Inc	HSBC	1,443	31,458	Colony Bancorp Inc	Barclays Bank	(2,202)	(10,285)	Community Bank System Inc	Barclays Bank	(1,646)
7,451	Codorus Valley Bancorp Inc	Morgan Stanley	1,602	21,657	Colony Bancorp Inc	Goldman Sachs	5,198	(17,445)	Community Bank System Inc	Goldman Sachs	(57,220)
33,753	Coeur Mining Inc	Bank of America Merrill Lynch	(7,292)	17,477	Colony Bancorp Inc	HSBC	5,289	(23,615)	Community Bank System Inc	HSBC	(54,551)
128,244	Coeur Mining Inc	Barclays Bank	(38,473)	275	Columbia Banking System Inc	Morgan Stanley	(1,223)	198	Community Financial Corp	Bank of America Merrill Lynch	236
38,511	Coeur Mining Inc	HSBC	(21,566)	5,320	Columbia Banking System Inc	Barclays Bank	(6,224)	3,660	Community Financial Corp	Barclays Bank	1,720
19,669	Coeur Mining Inc	Morgan Stanley	(6,302)	31,649	Columbia Banking System Inc	Goldman Sachs	(3,165)	423	Community Financial Corp	Goldman Sachs	503
(16,835)	Cogent Biosciences Inc	Bank of America Merrill Lynch	3,704	(56,281)	Columbia Financial Inc	Barclays Bank	(6,754)	3,210	Community Financial Corp	Morgan Stanley	1,509
(1,667)	Cogent Biosciences Inc	HSBC	267	(85,002)	Columbia Financial Inc	Goldman Sachs	(35,701)	10,048	Community Health Systems Inc	Barclays Bank	(3,014)
(1,423)	Cogent Biosciences Inc	Morgan Stanley	(783)	(31,421)	Columbia Financial Inc	HSBC	(11,312)	(7,899)	Community Healthcare Trust Inc (REIT)	Bank of America Merrill Lynch	20,982
(6,875)	Cogent Communications Holdings Inc	Bank of America Merrill Lynch	(4,477)	3,374	Columbia Sportswea Co	Bank of America Merrill Lynch	(13,226)	(18,105)	Community Healthcare Trust Inc (REIT)	Barclays Bank	13,398
(7,374)	Cogent Communications Holdings Inc	Barclays Bank	(7,300)	(29,959)	Columbia Sportswea Co	Barclays Bank	87,480	(8,845)	Community Healthcare Trust Inc (REIT)	Goldman Sachs	75,889
(11,790)	Cogent Communications Holdings Inc	HSBC	(3,582)	522	Columbia Sportswea Co	HSBC	(1,524)	(27,864)	Community Healthcare Trust Inc (REIT)	HSBC	103,933
(844)	Cognex Corp	Barclays Bank	868	(1,977)	Columbia Sportswea Co	HSBC	16,567	(4,678)	Community Healthcare Trust Inc (REIT)	Morgan Stanley	3,462
(29,862)	Cognex Corp	Goldman Sachs	(108,399)	3,551	Columbia Sportswea Co	HSBC	(29,757)	23,917	Community Trust Bancorp Inc	Barclays Bank	(27,026)
(13,306)	Cognex Corp	HSBC	(62,094)	1,323	Columbia Sportswea Co	Morgan Stanley	(3,863)	(5,391)	Community Trust Bancorp Inc	HSBC	593
(5,324)	Cognex Corp	Morgan Stanley	(11,020)	4,132	Columbia McKimmon Corp	Barclays Bank	1,488	292	CommVault Systems Inc	Bank of America Merrill Lynch	731
(1,639)	Cognizant Technology Solutions Corp 'A'	Barclays Bank	2,336	5,307	Columbia McKimmon Corp	Goldman Sachs	11,835	14,018	CommVault Systems Inc	Barclays Bank	35,185
1,058	Cognizant Technology Solutions Corp 'A'	HSBC	1,000	6,695	Columbus McKimmon Corp	HSBC	16,604	4,356	CommVault Systems Inc	HSBC	18,592
(10,280)	Cognizant Technology Solutions Corp 'A'	HSBC	(9,715)	6,721	Columbus McKimmon Corp	Morgan Stanley	2,420	(42,438)	Compass Diversified Holdings	Barclays Bank	7,094
(1,026)	Cognizant Technology Solutions Corp 'A'	Morgan Stanley	1,462	1,431	Comcast Corp 'A'	Barclays Bank	(2,891)	(5,130)	Compass Diversified Holdings	Morgan Stanley	975
3,979	Cohen & Steers Inc	Bank of America Merrill Lynch	(2,970)	(11,374)	Comcast Corp 'A'	Barclays Bank	22,975	(11,504)	Compass Therapeutics Inc	Goldman Sachs	6,212
4,922	Cohen & Steers Inc	Barclays Bank	(14,914)	5,533	Comcast Corp 'A'	Goldman Sachs	(5,422)	(2,638)	CompoSecure Inc	Barclays Bank	528
8,345	Cohen & Steers Inc	Goldman Sachs	(5,257)	(120)	Comcast Corp 'A'	Goldman Sachs	118	(2,648)	CompoSecure Inc	Morgan Stanley	530
4,602	Cohen & Steers Inc	HSBC	(1,795)	8,608	Comcast Corp 'A'	HSBC	(11,793)	(11,894)	Computer Programs and Systems Inc	Barclays Bank	8,088
5,204	Cohen & Steers Inc	Morgan Stanley	(15,768)	2,579	Comcast Corp 'A'	Morgan Stanley	(99)	(15,024)	Computer Programs and Systems Inc	Goldman Sachs	(7,362)
3,182	Coherent Corp	HSBC	26,789	(994)	Comcast Corp 'A'	Morgan Stanley	2,008	862	CompX International Inc	Bank of America Merrill Lynch	(1,237)
759	Coherent Corp	Morgan Stanley	4,531	6,600	Comerica Inc	Barclays Bank	(20,658)	5,581	CompX International Inc	Barclays Bank	921
21,992	Cobus Biosciences Inc	Barclays Bank	(9,457)	(5,967)	Comerica Inc	HSBC	(24,947)				
7,032	Cobus Biosciences Inc	Goldman Sachs	(6,048)	(903)	Comerica Inc	Morgan Stanley	2,826				
35,511	Cobus Biosciences Inc	HSBC	(145,950)	1,329	Comfort Systems USA Inc	Bank of America Merrill Lynch	(1,741)				
4,666	Cobus Biosciences Inc	Morgan Stanley	(2,006)	6,882	Comfort Systems USA Inc	Barclays Bank	(5,850)				
(7,036)	Cohu Inc	Barclays Bank	(7,036)	4,335	Comfort Systems USA Inc	Goldman Sachs	(5,679)				
(14,240)	Cohu Inc	Goldman Sachs	(48,986)	2,322	Comfort Systems USA Inc	HSBC	5,155				
(9,975)	Cohu Inc	Morgan Stanley	(9,975)	(18,456)	Commerce Bancshares Inc	Barclays Bank	19,010				
525	Coimbase Global Inc 'A'	Bank of America Merrill Lynch	536	(61,284)	Commerce Bancshares Inc	Goldman Sachs	102,344				
(621)	Coimbase Global Inc 'A'	Barclays Bank	(386)	(22,488)	Commerce Bancshares Inc	HSBC	63,866				
643	Coimbase Global Inc 'A'	Goldman Sachs	656	(6,825)	Commerce Bancshares Inc	Morgan Stanley	7,030				
(7,224)	Colgate-Palmolive Co	Bank of America Merrill Lynch	47,534	2,956	Commercial Metals Co	Bank of America Merrill Lynch	(5,745)				
(6,098)	Colgate-Palmolive Co	Barclays Bank	22,305	61,863	Commercial Metals Co	Barclays Bank	(148,092)				
(21,319)	Colgate-Palmolive Co	HSBC	134,139	19,457	Commercial Metals Co	Goldman Sachs	(30,782)				
(11,793)	Colgate-Palmolive Co	Morgan Stanley	46,111	24,403	Commercial Metals Co	HSBC	(34,370)				
12,747	Collegium Pharmaceutical Inc	Barclays Bank	(22,052)	5,929	Commercial Metals Co	Morgan Stanley	(12,676)				
4,515	Collegium Pharmaceutical Inc	Goldman Sachs	(7,766)	(2,641)	Commercial Vehicle Group Inc	Barclays Bank	1,954				
				(10,141)	Commercial Vehicle Group Inc	HSBC	2,535				

ブラックロック・ストラテジック・ファンズ ブラックロック・アメリカズ・ダイバーシファイド・エクイティ・アブソルート・リターン・ファンド

保有高	銘柄	取引相手	未実現評価益/(損) (米ドル)	保有高	銘柄	取引相手	未実現評価益/(損) (米ドル)	保有高	銘柄	取引相手	未実現評価益/(損) (米ドル)
2,748	CompX International Inc	Goldman Sachs	(3,943)	(5,749)	Consensus Cloud Solutions Inc	Goldman Sachs	(5,232)	(2,603)	Copart Inc	HSBC	(22,282)
4,049	CompX International Inc	Morgan Stanley	668					20,873	Corcept Therapeutics Inc	Barclays Bank	(28,179)
80,216	comScore Inc	Barclays Bank	(8,022)	(14,253)	Consolidated Communications Holdings Inc	Barclays Bank	998	1,865	Corcept Therapeutics Inc	Goldman Sachs	(1,436)
(45,067)	Comstock Resources Inc	Bank of America	33,801	(36,069)	Consolidated Communications Holdings Inc	Goldman Sachs	1,082	10,765	Corcept Therapeutics Inc	HSBC	(5,060)
		Merrill Lynch						(10,945)	Core & Main Inc 'A'	Barclays Bank	3,611
(49,188)	Comstock Resources Inc	Barclays Bank	53,124	(2,721)	Consolidated Edison Inc	Bank of America	10,868	(4,032)	Core & Main Inc 'A'	Goldman Sachs	847
(49,862)	Comstock Resources Inc	Goldman Sachs	37,396					(7,584)	Core & Main Inc 'A'	HSBC	(379)
(11,144)	Comstock Resources Inc	HSBC	3,789	(2,600)	Consolidated Edison Inc	Barclays Bank	5,304	(6,320)	Core & Main Inc 'A'	Morgan Stanley	2,086
(22,521)	Comstock Resources Inc	Morgan Stanley	24,323	(2,537)	Consolidated Edison Inc	Goldman Sachs	8,240	(4,915)	Corebridge Financial Inc	Bank of America	(1,600)
9,753	Comtech	Bank of America	4,096	3,446	Consolidated Edison Inc	HSBC	(22,054)	(116,084)	Corebridge Financial Inc	Barclays Bank	37,147
	Telecommunications Corp	Merrill Lynch		(9,386)	Consolidated Edison Inc	HSBC	58,839	(5,280)	Corebridge Financial Inc	Goldman Sachs	1,660
17,732	Comtech	Barclays Bank	(2,837)	11,373	Consolidated Edison Inc	Morgan Stanley	(23,201)	(45,394)	Corebridge Financial Inc	HSBC	(9,015)
	Telecommunications Corp			(16,554)	Consolidated Edison Inc	Morgan Stanley	33,770	(48,168)	Corebridge Financial Inc	Morgan Stanley	15,414
5,751	Comtech	Morgan Stanley	(920)	(2,361)	Constellation Brands Inc 'A'	Barclays Bank	(5,761)	(2,149)	CoreCard Corp	Bank of America	408
	Telecommunications Corp									Merrill Lynch	
(35,387)	Conagra Brands Inc	Barclays Bank	30,787	(13,448)	Constellation Brands Inc 'A'	Goldman Sachs	(101,802)	(11,384)	CoreCard Corp	Barclays Bank	23,679
1,480	Conagra Brands Inc	Goldman Sachs	(2,990)	(12,407)	Constellation Brands Inc 'A'	HSBC	(120,348)	(2,195)	CoreCard Corp	Morgan Stanley	4,566
2,286	Concentrix Corp	Bank of America	(9,167)	(592)	Constellation Brands Inc 'A'	Morgan Stanley	(1,444)	10,072	CoreCivic Inc	Bank of America	(5,439)
		Merrill Lynch								Merrill Lynch	
(1,996)	Concentrix Corp	Barclays Bank	16,367	(11,602)	Constellation Energy Corp	Bank of America	(26,659)	19,620	CoreCivic Inc	Barclays Bank	(10,202)
2,949	Concentrix Corp	Barclays Bank	(24,182)	(5,855)	Constellation Energy Corp	Barclays Bank	117	9,911	CoreCivic Inc	HSBC	(9,515)
2,293	Concentrix Corp	Morgan Stanley	(18,803)	(12,264)	Constellation Energy Corp	Goldman Sachs	(39,735)	24,608	CoreCivic Inc	Morgan Stanley	(12,796)
(2,222)	Concert	Bank of America	1,400	(13,316)	Constellation Energy Corp	HSBC	(50,237)	(3,088)	CorMedix Inc	Bank of America	1,081
	Pharmaceuticals Inc*	Merrill Lynch		(15,524)	Constellation Energy Corp	Morgan Stanley	1,447	(30,061)	CorMedix Inc	Barclays Bank	9,920
(15,723)	Concert	Barclays Bank	(5,818)	19,190	Constellium SE	Barclays Bank	(13,049)	(8,405)	CorMedix Inc	HSBC	3,782
	Pharmaceuticals Inc*			1,209	Constellium SE	Goldman Sachs	(435)	(37,471)	Corning Inc	Barclays Bank	31,476
(2,530)	Concert	Goldman Sachs	—	(679)	Construction Partners Inc 'A'	Merrill Lynch	(244)	(20,137)	Corning Inc	Goldman Sachs	10,874
	Pharmaceuticals Inc*			(24,516)	Construction Partners Inc 'A'	Barclays Bank	24,761	(10,140)	Corning Inc	HSBC	8,213
(11,176)	Concert	HSBC	(4,135)	(20,513)	Consumer Portfolio Services Inc	Goldman Sachs	(34,257)	(21,907)	Corning Inc	Morgan Stanley	18,402
	Pharmaceuticals Inc*							11,456	Corporate Office	Bank of America	(7,808)
964	Concrete Pumping Holdings Inc	Bank of America	125	40,777	Container Store Group Inc	Bank of America	(15,903)	74,539	Corporate Office	Merrill Lynch	
27,430	Concrete Pumping Holdings Inc	Barclays Bank	(4,663)	61,383	Container Store Group Inc	Barclays Bank	14,118	8,964	Corporate Office	Barclays Bank	(13,609)
19,293	Concrete Pumping Holdings Inc	Goldman Sachs	2,508	47,994	Container Store Group Inc	Goldman Sachs	(18,718)		Properties Trust (REIT)	Goldman Sachs	(6,113)
23,156	Concrete Pumping Holdings Inc	HSBC	2,316	14,848	Container Store Group Inc	HSBC	(8,166)	18,523	Properties Trust (REIT)	HSBC	(26,282)
18,829	Concrete Pumping Holdings Inc	Morgan Stanley	(3,201)	16,581	Container Store Group Inc	Morgan Stanley	3,814	14,873	Properties Trust (REIT)	Morgan Stanley	(3,123)
18,380	Conduent Inc	Barclays Bank	(8,914)	(31,319)	ContextLogic Inc 'A'	Bank of America	18,165	(9,044)	Properties Trust (REIT)	Bank of America	(8,320)
20,229	Conduent Inc	Goldman Sachs	2,529	(7,155)	ContextLogic Inc 'A'	Morgan Stanley	5,223	(10,915)	Corsair Gaming Inc	Merrill Lynch	
(2,820)	Confluent Inc 'A'	Barclays Bank	(8,037)	(6,308)	Cooper Cos Inc	Barclays Bank	142,308	(2,051)	Corsair Gaming Inc	Barclays Bank	2,292
(1,794)	Confluent Inc 'A'	Morgan Stanley	(5,113)	(1,967)	Cooper Cos Inc	Goldman Sachs	42,822	(13,770)	Corsair Gaming Inc	HSBC	(4,547)
(8,397)	CONMED Corp	Barclays Bank	21,832	(1,094)	Cooper Cos Inc	HSBC	20,272	(13,770)	Corteva Inc	Morgan Stanley	2,892
(2,156)	CONMED Corp	Goldman Sachs	7,546	2,021	Cooper-Standard Holdings Inc	Bank of America	303	(17,777)	Corteva Inc	Barclays Bank	39,926
1,360	ConnectOne Bancorp Inc	Bank of America	(231)	(1,967)	Cooper-Standard Holdings Inc	Merrill Lynch		(3,305)	Corteva Inc	HSBC	12,427
		Merrill Lynch		(1,094)	Cooper-Standard Holdings Inc	Barclays Bank	(2,073)	(12,781)	Corteva Inc	Morgan Stanley	38,726
42,064	ConnectOne Bancorp Inc	Barclays Bank	(32,389)	11,428	Cooper-Standard Holdings Inc	Goldman Sachs	1,714	(113)	CorVel Corp	Bank of America	3,088
33,268	ConnectOne Bancorp Inc	Goldman Sachs	(5,656)	711	Copa Holdings SA 'A'	Bank of America	128	(534)	CorVel Corp	Merrill Lynch	
13,788	ConnectOne Bancorp Inc	HSBC	(9,100)					(1,327)	CorVel Corp	Goldman Sachs	5,516
1,097	ConnectOne Bancorp Inc	Morgan Stanley	(845)					(416)	CorVel Corp	Morgan Stanley	4,297
8,863	Conn's Inc	Bank of America	(266)					807	Corvus Pharmaceuticals Inc	Goldman Sachs	444
		Merrill Lynch									
10,715	Conn's Inc	Barclays Bank	321					(44,019)	Costamare Inc	Barclays Bank	27,732
26,427	Conn's Inc	Goldman Sachs	(793)					(42,021)	Costamare Inc	Goldman Sachs	29,835
3,809	Conn's Inc	HSBC	(1,676)					(10,772)	Costamare Inc	HSBC	7,110
11,759	Conn's Inc	Morgan Stanley	353					(4,062)	CoStar Group Inc	Barclays Bank	2,884
3,175	ConocoPhillips	Bank of America	127					(2,714)	CoStar Group Inc	Goldman Sachs	(8,576)
		Merrill Lynch						(11,876)	CoStar Group Inc	Morgan Stanley	8,432
10,880	ConocoPhillips	Barclays Bank	(36,992)					(1,792)	Costco Wholesale Corp	Bank of America	(1,614)
12,229	ConocoPhillips	Goldman Sachs	499							Merrill Lynch	
29,500	ConocoPhillips	HSBC	(16,815)								
32,728	ConocoPhillips	Morgan Stanley	(111,276)								

ブラックロック・ストラテジック・ファンズ ブラックロック・アメリカズ・ダイバーシファイド・エクイティ・アブソルート・リターン・ファンド

保有高	銘柄	取引相手	未実現評価損益/(額) (米ドル)	保有高	銘柄	取引相手	未実現評価損益/(額) (米ドル)	保有高	銘柄	取引相手	未実現評価損益/(額) (米ドル)
(1,725)	Costco Wholesale Corp	Barclays Bank	(1,776)	(3,413)	Crane NXT Co	Morgan Stanley	1,570	(5,249)	CSW Industrials Inc	Barclays Bank	(25,090)
(2,214)	Costco Wholesale Corp	Goldman Sachs	(8,723)	88,030	Crawford & Co 'A'	Barclays Bank	14,085	(1,221)	CSW Industrials Inc	Goldman Sachs	(11,355)
(604)	Costco Wholesale Corp	HSBC	(11,740)	3,449	Crawford & Co 'A'	HSBC	483	(31,948)	CSX Corp	Bank of America	40,574
(5,386)	Costco Wholesale Corp	Morgan Stanley	(41,833)	280	Credicorp Ltd	Barclays Bank	(1,106)	(5,621)	CSX Corp	Merrill Lynch	
(6,300)	Coterra Energy Inc	Bank of America	13,545	537	Credicorp Ltd	Goldman Sachs	(4,489)	(21,352)	CSX Corp	Goldman Sachs	7,139
		Merrill Lynch		951	Credicorp Ltd	HSBC	(13,520)	(43,474)	CSX Corp	HSBC	20,617
(46,373)	Coterra Energy Inc	Barclays Bank	115,005	2,156	Credicorp Ltd	Morgan Stanley	(8,516)	(21,560)	CSX Corp	Morgan Stanley	50,430
(74,019)	Coterra Energy Inc	Goldman Sachs	152,075	(737)	Credit Acceptance Corp	Bank of America	(12,057)	19,560	CTO Realty	Bank of America	(6,650)
(58,924)	Coterra Energy Inc	HSBC	82,618			Merrill Lynch			Growth Inc (REIT)	Merrill Lynch	
(21,956)	Coterra Energy Inc	Morgan Stanley	54,451	(543)	Credit Acceptance Corp	Morgan Stanley	(5,631)	9,636	CTO Realty	Barclays Bank	(3,565)
(148,404)	Coty Inc 'A'	Barclays Bank	60,103	(41,547)	Credo Technology	Goldman Sachs	(211,059)		Growth Inc (REIT)		
(27,085)	Coty Inc 'A'	Goldman Sachs	16,928		Group Holding Ltd			28,188	CTO Realty	Goldman Sachs	(9,584)
(32,441)	Coty Inc 'A'	HSBC	43,201	(28,932)	Credo Technology	Morgan Stanley	(84,481)		Growth Inc (REIT)		
(33,081)	Coty Inc 'A'	Morgan Stanley	12,163		Group Holding Ltd			20,496	CTO Realty	HSBC	(7,174)
5,763	Couchbase Inc	Goldman Sachs	22,591	7,296	Crescent Energy Co 'A'	Bank of America	(4,378)		Growth Inc (REIT)		
11,202	Coupang Inc	Bank of America	(12,210)			Merrill Lynch		28,242	CTO Realty	Morgan Stanley	(10,450)
		Merrill Lynch		8,988	Crescent Energy Co 'A'	Barclays Bank	(6,561)		Growth Inc (REIT)		
1,507	Coupang Inc	Barclays Bank	(844)	17,091	Crescent Energy Co 'A'	Goldman Sachs	(10,255)	(906)	CTS Corp	Bank of America	(1,243)
8,783	Coupang Inc	Goldman Sachs	(9,573)	12,656	Crescent Energy Co 'A'	HSBC	(17,339)			Merrill Lynch	
31,848	Coupang Inc	HSBC	(74,206)	15,118	Crescent Energy Co 'A'	Morgan Stanley	(11,036)	(16,568)	CTS Corp	Barclays Bank	(6,959)
7,021	Coupang Inc	Morgan Stanley	(3,932)	1,225	Crinetics	Bank of America	(7)	(3,826)	CTS Corp	Goldman Sachs	(10,254)
(1,787)	Coursera Inc	Bank of America	44	12,945	Crinetics	Merrill Lynch		(7,520)	CTS Corp	HSBC	(27,147)
		Merrill Lynch			Pharmaceuticals Inc	Barclays Bank	(9,709)	8,782	CubeSmart (REIT)	Goldman Sachs	(8,958)
(11,741)	Coursera Inc	Barclays Bank	(1,292)		Pharmaceuticals Inc			1,319	CubeSmart (REIT)	Morgan Stanley	(132)
(32,772)	Coursera Inc	Goldman Sachs	(13,109)	3,859	Crinetics	Goldman Sachs	(577)	6,029	Cue Biopharma Inc	Barclays Bank	1,025
(7,847)	Coursera Inc	HSBC	(9,103)		Pharmaceuticals Inc			13,266	Cue Biopharma Inc	Goldman Sachs	(5,572)
(20,834)	Cousins Properties Inc (REIT)	Bank of America	(3,958)	8,820	Crinetics	HSBC	(4,047)	2,746	Cue Biopharma Inc	HSBC	(2,416)
		Merrill Lynch		5,159	Cross Inc	Bank of America	(27,510)	9,079	Cue Biopharma Inc	Morgan Stanley	1,543
(22,615)	Cousins Properties Inc (REIT)	Barclays Bank	9,498			Merrill Lynch		1,434	Cullen/Frost Bankers Inc	Barclays Bank	(1,463)
		Goldman Sachs	(1,722)	2,039	Cross Inc	Barclays Bank	10,088	7,880	Cullinan Oncology Inc	Bank of America	2,443
(8,926)	Cousins Properties Inc (REIT)	HSBC	7,068	4,397	Cross Inc	Goldman Sachs	(18,834)	14,621	Cullinan Oncology Inc	Barclays Bank	16,229
(13,674)	Cousins Properties Inc (REIT)	Morgan Stanley	3,999	6,677	Cross Inc	HSBC	(31,359)	4,852	Cullinan Oncology Inc	Goldman Sachs	1,504
		Bank of America	(639)	4,291	Cross Inc	Morgan Stanley	18,645	14,919	Cullinan Oncology Inc	HSBC	11,040
(9,521)	Cousins Properties Inc (REIT)	Goldman Sachs	(26,649)	3,735	Cross Country Healthcare Inc	Goldman Sachs	2,913	6,701	Cullinan Oncology Inc	Morgan Stanley	7,438
1,998	Covenant Logistics Group Inc	Bank of America	(639)	3,748	Cross Country Healthcare Inc	Morgan Stanley	3,448	9,228	Culp Inc	Barclays Bank	(3,691)
17,532	Covenant Logistics Group Inc	Barclays Bank	(26,649)	3,212	CrossFirst Bankshares Inc	Bank of America	610	10,063	Culp Inc	Goldman Sachs	(7,245)
		HSBC	(2,592)	10,992	CrossFirst Bankshares Inc	Barclays Bank	(4,287)	15,310	Culp Inc	HSBC	(11,023)
2,178	Covenant Logistics Group Inc	Goldman Sachs	(1,317)	12,202	CrossFirst Bankshares Inc	Goldman Sachs	2,318	3,312	Culp Inc	Morgan Stanley	(1,325)
1,126	CPI Card Group Inc	Barclays Bank	(660)	(1,572)	Crowdstrike	Barclays Bank	(20,279)	3,500	Cummins Inc	Bank of America	(50,960)
579	CPI Card Group Inc	Goldman Sachs	2,262	(644)	Crowdstrike Holdings Inc 'A'	Goldman Sachs	(10,930)	23,813	Cummins Inc	Merrill Lynch	
(10,772)	CPS Technologies Corp	Barclays Bank	(38)	(904)	Crowdstrike Holdings Inc 'A'	HSBC	(13,218)	4,217	Cummins Inc	Barclays Bank	(287,832)
(1,891)	CPS Technologies Corp	Goldman Sachs	3,128	1,966	Crown Castle Inc (REIT)	Barclays Bank	(6,409)	4,827	Cummins Inc	Goldman Sachs	(46,947)
(683)	CRA International Inc	Bank of America	16,413	5,008	Crown Castle Inc (REIT)	Goldman Sachs	(10,517)	8,980	Cummins Inc	HSBC	(170,454)
		Merrill Lynch		2,868	Crown Castle Inc (REIT)	HSBC	(13,107)	4,827	Cummins Inc	Morgan Stanley	(66,806)
(3,974)	CRA International Inc	Barclays Bank	16,413	(2,644)	Crown Holdings Inc	Goldman Sachs	9,129	38,116	Cumulus Media Inc 'A'	Bank of America	381
(1,022)	CRA International Inc	HSBC	1,001	(1,246)	Crown Holdings Inc	HSBC	9,129	47,511	Cumulus Media Inc 'A'	Merrill Lynch	
(1,894)	CRA International Inc	Morgan Stanley	7,822	(2,711)	Crown Holdings Inc	Morgan Stanley	10,410	11,097	Cumulus Media Inc 'A'	Barclays Bank	(475)
(3,821)	Cracker Barrel Old Country Store Inc	Bank of America	30,835	(4,607)	CS Disco Inc	Goldman Sachs	(10,366)	32,741	Cumulus Media Inc 'A'	Goldman Sachs	111
		Merrill Lynch		8,203	CSG Systems International Inc	Bank of America	(16,460)	32,741	Cumulus Media Inc 'A'	HSBC	20,954
(921)	Cracker Barrel Old Country Store Inc	Barclays Bank	7,414	23,029	CSG Systems International Inc	Merrill Lynch		17,719	CureVac NV	Barclays Bank	(8,151)
		HSBC	7,018	2,287	CSG Systems International Inc	Barclays Bank	(48,368)	2,277	CureVac NV	Goldman Sachs	683
(2,609)	Cracker Barrel Old Country Store Inc	Goldman Sachs	5,810	4,260	CSG Systems International Inc	Goldman Sachs	(3,208)	2,712	Curo Group	Bank of America	(678)
		Barclays Bank	6,459		International Inc	Merrill Lynch			Holdings Corp	Merrill Lynch	
(2,062)	Crane Co	Bank of America	(17,572)		International Inc	Barclays Bank		4,339	Curo Group	Barclays Bank	347
		Merrill Lynch			International Inc	Goldman Sachs	(6,007)	3,789	Curo Group Holdings Corp	HSBC	(1,743)
(7,292)	Crane Co	Barclays Bank	23,636		International Inc	Barclays Bank		3,670	Curo Group Holdings Corp	Morgan Stanley	294
(7,775)	Crane Co	Goldman Sachs	4,218		International Inc	Goldman Sachs	(3,208)	5,999	Curtiss-Wright Corp	Bank of America	(40,494)
(3,353)	Crane Co	HSBC	8,869		International Inc	HSBC	(6,007)	10,009	Curtiss-Wright Corp	Merrill Lynch	
(10,676)	Crane Co	Morgan Stanley	2,487		International Inc	Morgan Stanley	(6,653)	27,354	Curtiss-Wright Corp	Barclays Bank	(67,661)
(5,407)	Crane NXT Co	Barclays Bank	(17,572)		International Inc	Barclays Bank		2,246	Curtiss-Wright Corp	Goldman Sachs	(184,640)
(7,775)	Crane NXT Co	Goldman Sachs			International Inc	Goldman Sachs			Curtiss-Wright Corp	HSBC	(9,838)

ブラックロック・ストラテジック・ファンズ ブラックロック・アメリカズ・ダイバーシファイド・エクイティ・アブソルート・リターン・ファンド

保有高	銘柄	取引相手	未実現評価増益/(損) (米ドル)	保有高	銘柄	取引相手	未実現評価増益/(損) (米ドル)	保有高	銘柄	取引相手	未実現評価増益/(損) (米ドル)
3,042	Curtiss-Wright Corp	Morgan Stanley	(20,564)	24,677	Dana Inc	Barclays Bank	(28,872)	(8,590)	Dell Technologies Inc 'C'	Barclays Bank	12,971
(62,177)	Cushman & Wakefield Plc	Barclays Bank	15,544	12,262	Dana Inc	Goldman Sachs	(10,569)	14,313	Dell Technologies Inc 'C'	HSBC	143
(42,081)	Cushman & Wakefield Plc	Goldman Sachs	(8,837)	16,817	Dana Inc	HSBC	(19,807)	(4,424)	Dell Technologies Inc 'C'	HSBC	(44)
(17,946)	Cushman & Wakefield Plc	HSBC	(6,461)	13,450	Dana Inc	Morgan Stanley	(15,684)	9,803	Dell Technologies Inc 'C'	Morgan Stanley	(14,803)
(56,651)	Cushman & Wakefield Plc	Morgan Stanley	14,163	8,649	Danaher Corp	Barclays Bank	(56,651)	(7,230)	Dell Technologies Inc 'C'	Morgan Stanley	10,917
7,848	Custom Truck	Morgan Stanley	(2,668)	462	Danaher Corp	Goldman Sachs	(1,021)	(9,390)	Delta Air Lines Inc	Bank of America	(24,602)
(1,177)	One Source Inc			2,174	Danaher Corp	HSBC	(31,545)	(10,126)	Delta Air Lines Inc	Merrill Lynch	
	Customers Bancorp Inc	Bank of America	(6,073)	1,419	Danaher Corp	Morgan Stanley	(9,294)	(40,288)	Delta Air Lines Inc	Barclays Bank	(8,911)
(4,075)	Customers Bancorp Inc	HSBC	(25,510)	5,555	Darden Restaurants Inc	Bank of America	41,496	(914)	Delta Air Lines Inc	Goldman Sachs	(105,555)
(11,129)	Customers Bancorp Inc	Morgan Stanley	2,003	25,588	Darden Restaurants Inc	Goldman Sachs	191,143	(12,601)	Delta Air Lines Inc	HSBC	(547)
(3,831)	Cutera Inc	Bank of America	(1,303)	8,470	Darden Restaurants Inc	HSBC	77,246	(7,914)	Delta Apparel Inc	Morgan Stanley	(11,089)
	Cutera Inc	Merrill Lynch		7,100	Darden Restaurants Inc	Morgan Stanley	(13,277)	(1,823)	Delta Apparel Inc	Goldman Sachs	346
(6,330)	Cutera Inc	Barclays Bank	5,191	(14,940)	DarioHealth Corp	Bank of America	(1,046)	(4,000)	Delta Apparel Inc	HSBC	4,240
(5,865)	Cutera Inc	Goldman Sachs	(1,994)		DarioHealth Corp	Merrill Lynch		(8,580)	Delta Apparel Inc	Morgan Stanley	(5,577)
(1,610)	Cutera Inc	HSBC	53	(9,003)	DarioHealth Corp	Barclays Bank	1,260	(2,696)	Deluxe Corp	Bank of America	(728)
(3,735)	Cutera Inc	Morgan Stanley	3,063	(970)	Darling Ingredients Inc	Bank of America	621		Deluxe Corp	Merrill Lynch	
(26,964)	CVB Financial Corp	Barclays Bank	(3,506)	(3,369)	Darling Ingredients Inc	Merrill Lynch		(1,179)	Deluxe Corp	Barclays Bank	106
(5,109)	CVB Financial Corp	HSBC	(2,197)	(9,975)	Darling Ingredients Inc	Barclays Bank	8,153	(12,076)	Deluxe Corp	Goldman Sachs	(3,261)
(6,838)	Cvent Holding Corp	Goldman Sachs	(205)	(4,582)	Darling Ingredients Inc	Goldman Sachs	6,384	(10,542)	Deluxe Corp	HSBC	(2,668)
(4,038)	Cvent Holding Corp	HSBC	(162)	(2,564)	Daseke Inc	HSBC	(21,215)	(3,564)	Deluxe Corp	Morgan Stanley	369
(33,277)	Cvent Holding Corp	Morgan Stanley	(998)	(28,171)	Daseke Inc	Barclays Bank	128	(10,398)	Denali Therapeutics Inc	Barclays Bank	(15,701)
2,760	CVR Energy Inc	Bank of America	(4,416)	(3,860)	Datadog Inc 'A'	Goldman Sachs	(2,535)	7,386	Denali Therapeutics Inc	HSBC	25,408
	CVR Energy Inc	Merrill Lynch			Datadog Inc 'A'	Bank of America	(24,801)	(13,371)	Denbury Inc	Bank of America	15,119
5,349	CVR Energy Inc	Barclays Bank	(11,714)	(6,184)	Datadog Inc 'A'	Merrill Lynch		(13,312)	Denbury Inc	Merrill Lynch	
8,629	CVR Energy Inc	HSBC	(12,857)	2,664	Dave & Buster's	Goldman Sachs	(39,732)	(2,255)	Denbury Inc	Barclays Bank	12,911
11,396	CVR Energy Inc	Morgan Stanley	(24,957)	8,608	Dave & Buster's	Bank of America	(5,168)	(23,881)	Denbury Inc	Goldman Sachs	1,601
(8,034)	CVRx Inc	Bank of America	(1,285)		Dave & Buster's	Merrill Lynch		(8,993)	Denbury Inc	HSBC	(16,154)
	CVRx Inc	Merrill Lynch		7,805	Dave & Buster's	Barclays Bank	(15,064)	(2,848)	Denny's Corp	Morgan Stanley	8,627
(4,352)	CVRx Inc	Barclays Bank	6,484		Dave & Buster's	Entertainment Inc		(19,529)	Denny's Corp	Bank of America	(854)
(2,552)	CVRx Inc	HSBC	(434)	2,359	Dave & Buster's	HSBC	(26,069)	(1,962)	Denny's Corp	Merrill Lynch	
18,389	CVS Health Corp	Barclays Bank	(44,869)		Dave & Buster's	Morgan Stanley	(4,128)	(3,049)	Denny's Corp	Barclays Bank	5,273
36,948	CVS Health Corp	Goldman Sachs	(69,093)	56	Dave Inc	HSBC	25	(1,548)	Denny's Corp	Goldman Sachs	(589)
38,174	CVS Health Corp	HSBC	(102,036)	(14,287)	DaVita Inc	Barclays Bank	86,151	(9,205)	DENTSPLY SIRONA Inc	HSBC	(1,281)
21,593	CVS Health Corp	Morgan Stanley	(52,687)	(2,987)	DaVita Inc	Goldman Sachs	9,230	(1,878)	DENTSPLY SIRONA Inc	Morgan Stanley	418
(554)	Cydenin Therapeutics Inc	HSBC	824	(7,945)	DaVita Inc	HSBC	(36,229)	5,049	DENTSPLY SIRONA Inc	Barclays Bank	31,941
(1,434)	Cydenin Therapeutics Inc	Morgan Stanley	860	(1,814)	DaVita Inc	Morgan Stanley	10,938	9,631	DENTSPLY SIRONA Inc	Goldman Sachs	9,390
(20,414)	Cymbaly Therapeutics Inc	Barclays Bank	(4,083)	14,721	Day One	Bank of America	(22,229)	8,110	Design Therapeutics Inc	Morgan Stanley	(4,933)
(13,620)	Cymbaly Therapeutics Inc	HSBC	16,753		Day One	Merrill Lynch		3,928	Design Therapeutics Inc	Bank of America	(6,934)
(17,353)	Cytek Biosciences Inc	Bank of America	(10,932)	12,401	Day One	Morgan Stanley	(11,161)	(39,968)	Designer Brands Inc 'A'	Merrill Lynch	
	Cytek Biosciences Inc	Merrill Lynch			Biopharmaceuticals Inc			(35,527)	Designer Brands Inc 'A'	Barclays Bank	39,568
(6,429)	Cytek Biosciences Inc	Barclays Bank	(257)	1,440	Deciphera	HSBC	893	(14,935)	Designer Brands Inc 'A'	Goldman Sachs	39,435
(17,223)	Cytek Biosciences Inc	HSBC	54,776	26,578	Deciphera	Barclays Bank	(22,591)	(9,714)	Desktop Metal Inc 'A'	Morgan Stanley	14,786
(23,795)	Cytek Biosciences Inc	Morgan Stanley	(952)	491	Deciphera	HSBC	(44)	(43,029)	Desktop Metal Inc 'A'	Barclays Bank	(748)
(4,315)	Cytokines Inc	Bank of America	2,296		Deciphera	Barclays Bank		(23,646)	Desktop Metal Inc 'A'	Goldman Sachs	(3,012)
	Cytokines Inc	Merrill Lynch		2,720	Deckers Outdoor Corp	HSBC	(31,807)	(38,099)	Destination XL Group Inc	Morgan Stanley	1,182
(829)	Cytokines Inc	Barclays Bank	2,346	1,577	Deckers Outdoor Corp	Barclays Bank	53,503	(1,078)	Devon Energy Corp	Barclays Bank	(1,908)
(14,712)	Cytokines Inc	Goldman Sachs	15,153	2,044	Deckers Outdoor Corp	Goldman Sachs	(24,680)	(1,078)	Devon Energy Corp	Goldman Sachs	12,192
(1,907)	Cytokines Inc	HSBC	934	86	Deere & Co	HSBC	(38,407)	97	Dexcom Inc	HSBC	5,023
(3,409)	Cytokines Inc	Morgan Stanley	9,647		Deere & Co	Bank of America	(1,877)	1,011	Dexcom Inc	Goldman Sachs	(504)
(5,451)	CytoSorbents Corp	Bank of America	2,780	1,417	Deere & Co	Merrill Lynch		2,877	Dexcom Inc	HSBC	(5,120)
	CytoSorbents Corp	Merrill Lynch		7,595	Deere & Co	Barclays Bank	(17,174)	8,589	DHI Group Inc	Morgan Stanley	(14,040)
(46,950)	CytoSorbents Corp	Barclays Bank	17,841	900	Deere & Co	HSBC	(242,053)	32,331	DHI Group Inc	Bank of America	4,380
(14,430)	CytoSorbents Corp	Goldman Sachs	7,359	14,448	Definitive Healthcare Corp	Morgan Stanley	(10,908)	16,718	DHI Group Inc	Merrill Lynch	
(3,901)	CytoSorbents Corp	Morgan Stanley	1,482		Definitive Healthcare Corp	Merrill Lynch		19,265	DHI Group Inc	Barclays Bank	1,940
(268)	Daily Journal Corp	Bank of America	(4,033)	5,626	Definitive Healthcare Corp	Goldman Sachs	1,463	16,799	DHI Group Inc	Goldman Sachs	8,526
	Daily Journal Corp	Merrill Lynch		9,104	Definitive Healthcare Corp	HSBC	(2,822)	16,266	DHT Holdings Inc	HSBC	6,357
(360)	Daily Journal Corp	Barclays Bank	2,048	48,661	Definitive Healthcare Corp	Morgan Stanley	7,786	4,375	DHT Holdings Inc	Morgan Stanley	1,008
(129)	Daily Journal Corp	HSBC	(2,602)	(10,703)	Delek US Holdings Inc	Bank of America	2,997	48,390	DHT Holdings Inc	Barclays Bank	(1,575)
(80)	Daily Journal Corp	Morgan Stanley	455		Dell Technologies Inc 'C'	Merrill Lynch		20,525	DHT Holdings Inc	Goldman Sachs	(21,292)
(4,580)	Dakota Gold Corp	Morgan Stanley	641		Dell Technologies Inc 'C'	Bank of America	(272)	311	DHT Holdings Inc	HSBC	(7,389)
(4,580)	Dakota Gold Corp	Morgan Stanley	641		Dell Technologies Inc 'C'	Merrill Lynch			DHT Holdings Inc	Morgan Stanley	(112)
(11,962)	Daktronics Inc	Barclays Bank	(3,469)								
(19,947)	Daktronics Inc	Morgan Stanley	(5,785)								
2,240	Dana Inc	Bank of America	(912)								
	Dana Inc	Merrill Lynch									

ブラックロック・ストラテジック・ファンズ ブラックロック・アメリカズ・ダイバーシファイド・エクイティ・アブソルート・リターン・ファンド

保有高	銘柄	取引相手	未実現評価増益/(損) (米ドル)	保有高	銘柄	取引相手	未実現評価増益/(損) (米ドル)	保有高	銘柄	取引相手	未実現評価増益/(損) (米ドル)
1,348	Diamond Hill Investment Group Inc	Bank of America Merrill Lynch	4,192	(1,856)	Digital Realty Trust Inc (REIT)	HSBC	(6,106)	4,884	DocuSign Inc	Goldman Sachs	23,932
183	Diamond Hill Investment Group Inc	Barclays Bank	243	(1,170)	Digital Realty Trust Inc (REIT)	Morgan Stanley	(10,706)	10,016	DocuSign Inc	HSBC	67,107
1,719	Diamond Hill Investment Group Inc	Goldman Sachs	5,346	(2,104)	Digital Turbine Inc	Bank of America Merrill Lynch	7,301	9,609	DocuSign Inc	Morgan Stanley	5,285
345	Diamond Hill Investment Group Inc	HSBC	900	(27,286)	Digital Turbine Inc	Barclays Bank	141,887	270	Dolby Laboratories Inc 'A'	Bank of America Merrill Lynch	(807)
98	Diamond Hill Investment Group Inc	Morgan Stanley	130	(19,483)	Digital Turbine Inc	Goldman Sachs	56,058	1,210	Dolby Laboratories Inc 'A'	Barclays Bank	(2,481)
(29,624)	Diamond Offshore Drilling Inc	Bank of America Merrill Lynch	17,478	(65,475)	Digital Turbine Inc	HSBC	53,773	7,270	Dolby Laboratories Inc 'A'	Goldman Sachs	(21,737)
(41,842)	Diamond Offshore Drilling Inc	Barclays Bank	55,650	(9,740)	DigitalBridge Group Inc	Bank of America Merrill Lynch	(112,288)	1,951	Dolby Laboratories Inc 'A'	HSBC	(5,053)
(40,137)	Diamond Offshore Drilling Inc	HSBC	25,688	(16,466)	DigitalBridge Group Inc	HSBC	(13,779)	594	Dolby Laboratories Inc 'A'	Morgan Stanley	(1,218)
(11,089)	Diamond Offshore Drilling Inc	Morgan Stanley	14,748	4,166	DigitalOcean Holdings Inc	Goldman Sachs	18,122	(8,186)	Dollar General Corp	Bank of America Merrill Lynch	123,336
1,854	Diamondback Energy Inc	Bank of America Merrill Lynch	(3,486)	7,713	DigitalOcean Holdings Inc	HSBC	32,472	(9,476)	Dollar General Corp	Barclays Bank	90,875
3,492	Diamondback Energy Inc	Barclays Bank	(18,752)	83	Dillard's Inc 'A'	Bank of America Merrill Lynch	(1,067)	(2,050)	Dollar General Corp	Goldman Sachs	30,134
5,016	Diamondback Energy Inc	Goldman Sachs	(9,430)	1,181	Dillard's Inc 'A'	Barclays Bank	(12,153)	(8,546)	Dollar General Corp	HSBC	147,155
2,028	Diamondback Energy Inc	Morgan Stanley	(10,890)	63	Dillard's Inc 'A'	Goldman Sachs	(810)	(3,684)	Dollar General Corp	Morgan Stanley	29,499
(35,869)	DiamondRock Hospitality Co (REIT)	Bank of America Merrill Lynch	12,195	1,041	Dillard's Inc 'A'	HSBC	(11,562)	(7,859)	Dollar Tree Inc	Barclays Bank	176,671
(2,459)	DiamondRock Hospitality Co (REIT)	Barclays Bank	443	(14,931)	Dime Community Bancshares Inc	Morgan Stanley	(4,767)	(178)	Dollar Tree Inc	Goldman Sachs	3,850
(31,806)	DiamondRock Hospitality Co (REIT)	HSBC	22,196	(20,921)	Dime Community Bancshares Inc	Barclays Bank	10,302	(3,478)	Dollar Tree Inc	HSBC	69,554
(15,470)	DiamondRock Hospitality Co (REIT)	Morgan Stanley	2,785	1,693	Dine Brands Global Inc	Goldman Sachs	(14,854)	(5,446)	Dollar Tree Inc	Morgan Stanley	122,426
(2,901)	DICE Therapeutics Inc	Bank of America Merrill Lynch	8,613	(6,564)	Dine Brands Global Inc	Bank of America Merrill Lynch	(4,133)	(374)	Dominion Energy Inc	Bank of America Merrill Lynch	1,956
(1,524)	DICE Therapeutics Inc	Goldman Sachs	4,740	(5,963)	Diodes Inc	Barclays Bank	24,549	(61,146)	Dominion Energy Inc	Barclays Bank	160,203
(566)	DICE Therapeutics Inc	HSBC	3,668	(1,476)	Diodes Inc	Goldman Sachs	(11,240)	(35,557)	Dominion Energy Inc	Goldman Sachs	185,963
(6,970)	DICE Therapeutics Inc	Morgan Stanley	20,631	(2,748)	Diodes Inc	HSBC	(3,263)	(17,526)	Dominion Energy Inc	HSBC	121,981
302	Dick's Sporting Goods Inc	Bank of America Merrill Lynch	(2,869)	1,648	Diodes Inc	Morgan Stanley	10,278	(23,465)	Domino's Pizza Inc	Morgan Stanley	61,479
6,457	Dick's Sporting Goods Inc	Barclays Bank	13,947	(3,331)	Disc Medicine Inc	Goldman Sachs	3,280	3,321	Domino's Pizza Inc	Bank of America Merrill Lynch	(54,978)
2,843	Dick's Sporting Goods Inc	Goldman Sachs	(27,009)	(4,564)	Discover Financial Services	Barclays Bank	(6,996)	2,120	Domino's Pizza Inc	Barclays Bank	(34,480)
5,300	Dick's Sporting Goods Inc	HSBC	(66,144)	22,022	DISH Network Corp 'A'	Morgan Stanley	(9,584)	521	Domino's Pizza Inc	Goldman Sachs	(7,746)
(8,188)	Diebold Nixdorf Inc	Bank of America Merrill Lynch	789	27,191	DISH Network Corp 'A'	Bank of America Merrill Lynch	771	1,619	Domino's Pizza Inc	HSBC	(27,697)
(33,648)	Diebold Nixdorf Inc	Goldman Sachs	3,244	(1,640)	Distribution Solutions Group Inc	Morgan Stanley	(4,758)	4,413	Domino's Pizza Inc	Morgan Stanley	(23,979)
(30,929)	Diebold Nixdorf Inc	HSBC	5,066	(1,640)	Distribution Solutions Group Inc	Bank of America Merrill Lynch	(46)	4,355	Domo Inc 'B'	Bank of America Merrill Lynch	(4,181)
2,305	Digi International Inc	Bank of America Merrill Lynch	9,128	(6,052)	Distribution Solutions Group Inc	Barclays Bank	(172)	10,519	Domo Inc 'B'	Barclays Bank	(18,934)
7,027	Digi International Inc	Barclays Bank	13,843	(55,623)	Diversey Holdings Ltd	Bank of America Merrill Lynch	286	4,333	Domo Inc 'B'	Goldman Sachs	(4,160)
16,110	Digi International Inc	Goldman Sachs	63,796	(3,492)	DLH Holdings Corp	Bank of America Merrill Lynch	2,794	2,660	Domo Inc 'B'	HSBC	(1,144)
2,491	Digi International Inc	HSBC	12,829	(3,081)	DMC Global Inc	Barclays Bank	2,342	33,653	Donaldson Co Inc	Barclays Bank	(149,419)
604	Digi International Inc	Morgan Stanley	1,190	(26,584)	DocGo Inc	Bank of America Merrill Lynch	4,401	19,283	Donaldson Co Inc	Goldman Sachs	(73,083)
(22,892)	Digimarc Corp	Barclays Bank	34,567	(10,539)	DocGo Inc	Goldman Sachs	(3,056)	40,003	Donaldson Co Inc	HSBC	(164,468)
(5,281)	Digital Realty Trust Inc (REIT)	Bank of America Merrill Lynch	(12,040)	(30,242)	DocGo Inc	HSBC	(17,518)	9,329	Donaldson Co Inc	Morgan Stanley	(41,421)
(4,853)	Digital Realty Trust Inc (REIT)	Barclays Bank	(44,405)	(6,052)	DocuSign Inc	Morgan Stanley	3,671	343	Donegal Group Inc 'A'	Bank of America Merrill Lynch	98
(17,972)	Digital Realty Trust Inc (REIT)	Goldman Sachs	(40,976)	(6,052)	DocuSign Inc	Bank of America Merrill Lynch	21,810	35,388	Donegal Group Inc 'A'	Barclays Bank	(4,777)
				(55,623)	DocuSign Inc	Barclays Bank	4,909	8,756	Donegal Group Inc 'A'	Goldman Sachs	2,495
				(3,492)	DocuSign Inc	HSBC		24,366	Donegal Group Inc 'A'	HSBC	9,868
				(3,081)	DocuSign Inc	Goldman Sachs		25,538	Donegal Group Inc 'A'	Morgan Stanley	(3,448)
				(26,584)	DocuSign Inc	Bank of America Merrill Lynch		(7,686)	Donnelley Financial Solutions Inc	Barclays Bank	10,530
				(10,539)	DocuSign Inc	Bank of America Merrill Lynch		(1,539)	Donnelley Financial Solutions Inc	Goldman Sachs	46
				(30,242)	DocuSign Inc	Bank of America Merrill Lynch		377	DoorDash Inc 'A'	Bank of America Merrill Lynch	(858)
				(21,848)	DocuSign Inc	Barclays Bank		(6,285)	DoorDash Inc 'A'	Barclays Bank	8,799
				4,451	DocuSign Inc	Goldman Sachs		2,378	DoorDash Inc 'A'	HSBC	(2,865)
				8,926	DocuSign Inc	HSBC		(3,598)	DoorDash Inc 'A'	HSBC	9,139
					DocuSign Inc	Bank of America Merrill Lynch		3,532	DoorDash Inc 'A'	Morgan Stanley	(4,945)
					DocuSign Inc	Barclays Bank		(16,361)	Dorian LPG Ltd	Barclays Bank	8,508
					DocuSign Inc	Bank of America Merrill Lynch		(3,476)	Dorian LPG Ltd	Goldman Sachs	(6,187)
					DocuSign Inc	Barclays Bank		(2,616)	Dorman Products Inc	Bank of America Merrill Lynch	2,806

ブラックロック・ストラテジック・ファンズ ブラックロック・アメリカズ・ダイバーシファイド・エクイティ・アブソルート・リターン・ファンド

保有高	銘柄	取引相手	未実現損益/額 (米ドル)	保有高	銘柄	取引相手	未実現損益/額 (米ドル)	保有高	銘柄	取引相手	未実現損益/額 (米ドル)
(1,535)	Dorman Products Inc	Barclays Bank	706	22,283	Duckhorn Portfolio Inc	Bank of America	(23,888)	15,560	Dyne Therapeutics Inc	Barclays Bank	(15,716)
(680)	Dorman Products Inc	Goldman Sachs	850			Merrill Lynch		4,375	Dyne Therapeutics Inc	HSBC	(3,150)
(1,957)	Dorman Products Inc	HSBC	3,459	12,617	Duckhorn Portfolio Inc	Barclays Bank	(5,930)	(88,325)	Dynex Capital Inc (REIT)	Barclays Bank	(23,848)
(2,268)	Dorman Products Inc	Morgan Stanley	1,560	17,048	Duckhorn Portfolio Inc	Goldman Sachs	(19,435)	(25,514)	Dynex Capital Inc (REIT)	Morgan Stanley	(6,889)
(1,618)	DoubleVerify Holdings Inc	Bank of America	(2,368)	18,219	Duckhorn Portfolio Inc	HSBC	(29,697)	(12,709)	DZS Inc	Barclays Bank	6,100
		Merrill Lynch		29,818	Duckhorn Portfolio Inc	Morgan Stanley	(14,014)	(9,781)	DZS Inc	Goldman Sachs	4,206
(25,403)	DoubleVerify Holdings Inc	Goldman Sachs	(149,878)	1,644	Ducommun Inc	Bank of America	(12,281)	(2,309)	DZS Inc	HSBC	716
(17,021)	DoubleVerify Holdings Inc	Morgan Stanley	(45,787)			Merrill Lynch		(5,163)	DZS Inc	Morgan Stanley	2,478
9,354	Douglas Dynamics Inc	Barclays Bank	(8,044)	19,328	Ducommun Inc	Barclays Bank	(25,126)	(19,317)	E2open Parent	Bank of America	(10,045)
7,599	Douglas Dynamics Inc	Goldman Sachs	7,371	11,278	Ducommun Inc	Goldman Sachs	(84,247)		Holdings Inc	Merrill Lynch	
1,010	Douglas Dynamics Inc	HSBC	1,545	7,144	Ducommun Inc	HSBC	(55,366)	(23,323)	E2open Parent	Barclays Bank	(8,630)
(39,744)	Douglas Elliman Inc	Bank of America	(2,385)	1,351	Ducommun Inc	Morgan Stanley	(1,756)		Holdings Inc		
		Merrill Lynch		(69,972)	Duke Energy Corp	Barclays Bank	269,392	(127,031)	E2open Parent	Goldman Sachs	(66,056)
(20,802)	Douglas Elliman Inc	Barclays Bank	3,536	(1,308)	Duke Energy Corp	Goldman Sachs	10,739		Holdings Inc		
(29,002)	Douglas Elliman Inc	Goldman Sachs	(1,740)	(43,827)	Duke Energy Corp	HSBC	472,455	(7,150)	E2open Parent	Morgan Stanley	(2,646)
(21,318)	Douglas Elliman Inc	HSBC	(5,543)	(50,215)	Duke Energy Corp	Morgan Stanley	193,328		Holdings Inc		
(28,650)	Douglas Elliman Inc	Morgan Stanley	4,871	22,841	Duluth Holdings Inc 'B'	Bank of America	2,284	(1,304)	Eagle Bancorp Inc	Bank of America	(3,169)
14,066	Douglas Emmett	Barclays Bank	(1,125)			Merrill Lynch				Merrill Lynch	
		Inc (REIT)		16,652	Duluth Holdings Inc 'B'	Barclays Bank	(333)	(1,327)	Eagle Bancorp Inc	Barclays Bank	173
9,564	Douglas Emmett	Goldman Sachs	8,416	14,906	Duluth Holdings Inc 'B'	Goldman Sachs	1,491	4,259	Eagle Bancorp	Bank of America	3,407
		Inc (REIT)		21,882	Duluth Holdings Inc 'B'	HSBC	1,532		Montana Inc	Merrill Lynch	
26,920	Douglas Emmett	HSBC	2,961	22,145	Duluth Holdings Inc 'B'	Morgan Stanley	(443)	8,402	Eagle Bancorp	Barclays Bank	(3,781)
		Inc (REIT)		8,822	Dun & Bradstreet	Bank of America	(6,264)		Montana Inc		
1,023	Dover Corp	Barclays Bank	(2,781)		Holdings Inc	Merrill Lynch		11,763	Eagle Bancorp	Goldman Sachs	9,410
556	Dover Corp	Morgan Stanley	(390)	62,219	Dun & Bradstreet	Barclays Bank	(37,331)		Montana Inc		
1,634	Dow Inc	Barclays Bank	(4,967)	(23,035)	Dun & Bradstreet	Goldman Sachs	16,355	5,909	Eagle Bancorp	HSBC	2,423
3,059	Dow Inc	HSBC	(14,847)		Holdings Inc				Montana Inc		
21,525	Dow Inc	Morgan Stanley	(65,436)	4,802	Dun & Bradstreet	Morgan Stanley	(2,881)	13,400	Eagle Bancorp	Morgan Stanley	(6,030)
(3,953)	Doximity Inc 'A'	Bank of America	13,282		Holdings Inc				Montana Inc		
		Merrill Lynch		840	Duolingo Inc	Barclays Bank	1,914	(12,214)	Eagle Bulk Shipping Inc	Barclays Bank	33,588
(14,968)	Doximity Inc 'A'	Barclays Bank	15,268	1,860	Duolingo Inc	Goldman Sachs	16,573	(1,530)	Eagle Bulk Shipping Inc	Goldman Sachs	3,228
(9,595)	Doximity Inc 'A'	HSBC	34,159	531	Duolingo Inc	HSBC	2,850	(1,969)	Eagle Bulk Shipping Inc	Morgan Stanley	5,415
(6,242)	Doximity Inc 'A'	Morgan Stanley	6,367	1,426	Duolingo Inc	Morgan Stanley	4,068	(43,248)	Eagle Materials Inc	Barclays Bank	156,558
(870)	DR Horton Inc	Bank of America	2,925	27,763	DuPont de Nemours Inc	Barclays Bank	16,658	(3,261)	Eagle Materials Inc	Goldman Sachs	(12,555)
		Merrill Lynch		8,401	DuPont de Nemours Inc	Goldman Sachs	17,306	(1,667)	Eagle Materials Inc	HSBC	(6,286)
(918)	DR Horton Inc	Goldman Sachs	1,149	(5,290)	Durect Corp	Bank of America	(6,613)	(1,667)	Eagle Materials Inc	Morgan Stanley	6,035
(25,263)	DR Horton Inc	HSBC	42,442		Durect Corp	Merrill Lynch		3,374	Eagle Pharmaceuticals Inc	Barclays Bank	(1,788)
10,727	DraftKings Inc 'A'	Barclays Bank	(15,997)	(3,331)	Durect Corp	Barclays Bank	(300)	3,607	Eagle Pharmaceuticals Inc	Goldman Sachs	(848)
8,029	DraftKings Inc 'A'	HSBC	1,321	(9,457)	Durect Corp	Goldman Sachs	(11,821)	2,702	Eagle Pharmaceuticals Inc	Morgan Stanley	(1,432)
3,781	DraftKings Inc 'A'	Morgan Stanley	(6,655)	(5,473)	DXC Technology Co	Bank of America	(9,632)	(7,416)	Earthstone Energy Inc 'A'	Bank of America	4,598
(7,301)	Dril-Quip Inc	Barclays Bank	12,850			Merrill Lynch				Merrill Lynch	
(16,604)	Dril-Quip Inc	Goldman Sachs	27,065	(4,544)	DXC Technology Co	Barclays Bank	(1,590)	(30,524)	Earthstone Energy Inc 'A'	Barclays Bank	39,376
(3,953)	Dril-Quip Inc	HSBC	6,265	(851)	DXC Technology Co	Goldman Sachs	(296)	(63,543)	Earthstone Energy Inc 'A'	Morgan Stanley	79,813
(8,966)	Dril-Quip Inc	Morgan Stanley	15,780	(7,497)	DXC Technology Co	HSBC	(19,342)	9,399	East West Bancorp Inc	Goldman Sachs	23,028
(8,183)	Driven Brands	Barclays Bank	8,265	(35,157)	DXC Technology Co	Morgan Stanley	(12,305)	2,288	East West Bancorp Inc	HSBC	10,136
		Holdings Inc		(11,791)	DXP Enterprises Inc	Barclays Bank	(590)	(49,581)	Easterly Government	Barclays Bank	(12,395)
(12,861)	Driven Brands	Goldman Sachs	44,885	(6,572)	DXP Enterprises Inc	Goldman Sachs	(10,121)	(43,491)	Easterly Government	Goldman Sachs	5,219
		Holdings Inc		(1,574)	DXP Enterprises Inc	HSBC	(11,962)		Properties Inc (REIT)		
(7,690)	Driven Brands	Morgan Stanley	7,767	72	Dyadic International Inc	Barclays Bank	9	(24,056)	Easterly Government	HSBC	10,585
		Holdings Inc			Dyadic International Inc				Properties Inc (REIT)		
45,569	Dropbox Inc 'A'	Bank of America	16,090	2,059	Dycom Industries Inc	Barclays Bank	6,012	(15,864)	Easterly Government	Morgan Stanley	(3,966)
		Merrill Lynch		3,301	Dycom Industries Inc	HSBC	31,723		Properties Inc (REIT)		
17,638	Dropbox Inc 'A'	Barclays Bank	7,055	(2,065)	Dynatrace Inc	Bank of America	(8,611)		Properties Inc (REIT)		
7,666	Dropbox Inc 'A'	Goldman Sachs	2,367			Merrill Lynch		(13,581)	Eastern Bankshares Inc	Barclays Bank	9,099
59,902	Dropbox Inc 'A'	HSBC	59,342	(14,418)	Dynatrace Inc	Barclays Bank	(22,925)	(2,944)	Eastern Bankshares Inc	Morgan Stanley	1,972
22,850	Dropbox Inc 'A'	Morgan Stanley	16,226	(1,695)	Dynatrace Inc	Morgan Stanley	(2,695)	(14,175)	Eastern Co	Bank of America	3,189
2,262	DTE Energy Co	Bank of America	(14,285)	(14,751)	Dynavax	Barclays Bank	(4,573)			Merrill Lynch	
		Merrill Lynch			Technologies Corp			(11,685)	Eastern Co	Barclays Bank	10,341
75,804	DTE Energy Co	Barclays Bank	(187,615)	(6,050)	Dynavax	Goldman Sachs	968	(14,491)	Eastern Co	Goldman Sachs	3,260
44,219	DTE Energy Co	Goldman Sachs	(279,243)		Technologies Corp			(2,590)	Eastern Co	HSBC	583
40,322	DTE Energy Co	HSBC	(264,714)	(13,872)	Dynavax	HSBC	(5,410)	(173)	Eastern Co	Morgan Stanley	153
(8,286)	DTE Midstream LLC	Barclays Bank	12,098		Technologies Corp			2,117	EastGroup Properties	Bank of America	12,010
(7,002)	DTE Midstream LLC	Goldman Sachs	16,805	(3,736)	Dynavax	Morgan Stanley	(1,158)		Inc (REIT)	Merrill Lynch	
1,991	DTE Midstream LLC	Goldman Sachs	(275)		Technologies Corp			7,551	EastGroup Properties	Barclays Bank	19,784
									Inc (REIT)		

ブラックロック・ストラテジック・ファンズ ブラックロック・アメリカズ・ダイバーシファイド・エクイティ・アブソルート・リターン・ファンド

保有高	銘柄	取引相手	未実現評価増益/(損) (米ドル)	保有高	銘柄	取引相手	未実現評価増益/(損) (米ドル)	保有高	銘柄	取引相手	未実現評価増益/(損) (米ドル)
4,321	EastGroup Properties Inc (REIT)	Goldman Sachs	(3,414)	(9,233)	Edison International	Bank of America Merrill Lynch	51,536	373	Electronic Arts Inc	Goldman Sachs	623
5,382	EastGroup Properties Inc (REIT)	HSBC	(678)	(27,517)	Edison International	Barclays Bank	34,947	1,001	Electronic Arts Inc	HSBC	1,094
1,372	EastGroup Properties Inc (REIT)	Morgan Stanley	4,354	(10,961)	Edison International	HSBC	76,629	3,322	Electronic Arts Inc	Morgan Stanley	4,618
512	Eastman Chemical Co	Bank of America Merrill Lynch	(1,060)	(10,970)	Edison International	Morgan Stanley	13,932	3,007	Element Solutions Inc	Bank of America Merrill Lynch	271
15,184	Eastman Chemical Co	Barclays Bank	(72,276)	22,868	Editas Medicine Inc	Barclays Bank	(13,721)	(38,376)	Element Solutions Inc	Barclays Bank	26,479
7,103	Eastman Chemical Co	Goldman Sachs	(14,703)	2,889	Editas Medicine Inc	Goldman Sachs	(2,802)	12,793	Element Solutions Inc	Barclays Bank	(8,827)
11,873	Eastman Chemical Co	HSBC	(32,278)	11,689	Editas Medicine Inc	HSBC	(6,780)	2,716	Element Solutions Inc	Goldman Sachs	244
1,173	Eastman Chemical Co	Morgan Stanley	(5,583)	8,262	Edwards Lifesciences Corp	Bank of America Merrill Lynch	(61,056)	2,340	Element Solutions Inc	HSBC	(655)
(141,520)	Eastman Kodak Co	Barclays Bank	(46,702)	4,762	Edwards Lifesciences Corp	Merrill Lynch	(61,056)	5,479	Element Solutions Inc	Morgan Stanley	(3,781)
(257,776)	Eastman Kodak Co	HSBC	(42,788)	8,101	Edwards Lifesciences Corp	Barclays Bank	(36,334)	4,660	Elevance Health Inc	Bank of America Merrill Lynch	(37,000)
(3,081)	Eaton Corp Plc	Bank of America Merrill Lynch	(27,698)	5,705	Edwards Lifesciences Corp	Goldman Sachs	(59,866)	10,429	Elevance Health Inc	Barclays Bank	(129,633)
17,620	Eaton Corp Plc	Barclays Bank	83,343	4,061	Edwards Lifesciences Corp	HSBC	(42,730)	7,434	Elevance Health Inc	Goldman Sachs	(59,026)
(222)	Eaton Corp Plc	Bank of America Merrill Lynch	(1,050)	3,271	eGain Corp	Morgan Stanley	(30,985)	4,334	Elevance Health Inc	HSBC	(89,193)
(2,572)	Eaton Corp Plc	Goldman Sachs	(23,122)	11,983	eGain Corp	Barclays Bank	1,678	6,692	Elevance Health Inc	Morgan Stanley	(83,181)
5,176	Eaton Corp Plc	HSBC	46,739	23,122	eGain Corp	Goldman Sachs	7,861	484	elf Beauty Inc	Bank of America Merrill Lynch	6,113
7,677	eBay Inc	Bank of America Merrill Lynch	(18,425)	5,960	eGain Corp	HSBC	(1,192)	19,791	elf Beauty Inc	Barclays Bank	360,988
11,001	eBay Inc	Barclays Bank	(15,292)	751	eHealth Inc	Bank of America Merrill Lynch	(511)	(2,731)	Eli Lilly & Co	Bank of America Merrill Lynch	27,243
57,139	eBay Inc	Goldman Sachs	(137,134)	8,411	eHealth Inc	Barclays Bank	(8,411)	(2,705)	Eli Lilly & Co	Barclays Bank	25,102
46,722	eBay Inc	HSBC	(162,593)	4,900	eHealth Inc	Goldman Sachs	(3,332)	(1,192)	Eli Lilly & Co	HSBC	22,452
7,219	eBay Inc	Morgan Stanley	(10,034)	3,309	eHealth Inc	HSBC	(629)	(4,940)	Eli Lilly & Co	Morgan Stanley	45,844
(12,312)	Ebix Inc	Bank of America Merrill Lynch	(52,818)	5,496	eHealth Inc	Morgan Stanley	(5,496)	(13,910)	Ellington Residential Mortgage (REIT)	Barclays Bank	3,338
(15,070)	Ebix Inc	Barclays Bank	(22,454)	(16,841)	Eiger BioPharmaceuticals Inc	Bank of America Merrill Lynch	2,695	(18,725)	Ellington Residential Mortgage (REIT)	Goldman Sachs	(936)
(3,004)	Ebix Inc	HSBC	(9,973)	(18,177)	Eiger BioPharmaceuticals Inc	Barclays Bank	1,999	(9,912)	Ellington Residential Mortgage (REIT)	HSBC	496
(3,496)	Ebix Inc	Morgan Stanley	(5,209)	(23,334)	Eiger BioPharmaceuticals Inc	Goldman Sachs	3,733	(8,968)	Ellington Residential Mortgage (REIT)	Morgan Stanley	2,152
10,531	EchoStar Corp 'A'	Bank of America Merrill Lynch	2,527	16,204	El Pollo Loco Holdings Inc	Bank of America Merrill Lynch	(6,644)	1,132	Elme Communities (REIT)	Bank of America Merrill Lynch	(1,257)
40,029	EchoStar Corp 'A'	Barclays Bank	4,803	53,395	El Pollo Loco Holdings Inc	Barclays Bank	(26,964)	51,231	Elme Communities (REIT)	Goldman Sachs	(56,866)
25,381	EchoStar Corp 'A'	Goldman Sachs	6,091	39,110	El Pollo Loco Holdings Inc	Goldman Sachs	(16,035)	6,887	Elme Communities (REIT)	HSBC	(9,022)
14,709	EchoStar Corp 'A'	HSBC	4,742	12,380	El Pollo Loco Holdings Inc	HSBC	-	23,236	Elme Communities (REIT)	Morgan Stanley	(16,265)
9,113	EchoStar Corp 'A'	Morgan Stanley	1,094	40,755	El Pollo Loco Holdings Inc	Morgan Stanley	(19,222)	6,510	Embeckta Corp	Barclays Bank	1,172
17,720	Ecoblab Inc	Barclays Bank	(153,632)	98	Elah Holdings Inc	Bank of America Merrill Lynch	(345)	1,199	Embeckta Corp	Goldman Sachs	(2,014)
5,860	Ecoblab Inc	Goldman Sachs	(55,260)	13,920	Elanco Animal Health Inc	Bank of America Merrill Lynch	(3,299)	(14,524)	Embeckta Corp	HSBC	33,405
38,997	Ecoblab Inc	HSBC	(331,865)	33,488	Elanco Animal Health Inc	Barclays Bank	(15,552)	10,340	EMCOR Group Inc	Barclays Bank	55,423
3,586	Ecoblab Inc	Morgan Stanley	(31,090)	9,737	Elanco Animal Health Inc	Goldman Sachs	(8,666)	11,133	EMCOR Group Inc	Goldman Sachs	51,991
(8,243)	Ecovyst Inc	Bank of America Merrill Lynch	2,576	86,333	Elanco Animal Health Inc	HSBC	(114,529)	(2,089)	EMCOR Group Inc	Goldman Sachs	(9,756)
(20,485)	Ecovyst Inc	Barclays Bank	18,142	66,677	Elanco Animal Health Inc	Morgan Stanley	(30,978)	8,263	EMCOR Group Inc	HSBC	31,399
(11,427)	Ecovyst Inc	HSBC	3,241	(1,315)	Elastic NV	Bank of America Merrill Lynch	(8,049)	2,662	EMCOR Group Inc	Morgan Stanley	14,269
(18,011)	Ecovyst Inc	Morgan Stanley	17,831	5,817	Elastic NV	Barclays Bank	(403)	(21,126)	EMCORE Corp	Bank of America Merrill Lynch	2,960
(5,976)	Edgewell Personal Care Co	Bank of America Merrill Lynch	25,637	(874)	Elastic NV	Barclays Bank	(403)	(9,946)	EMCORE Corp	Barclays Bank	1,251
(19,707)	Edgewell Personal Care Co	Barclays Bank	63,259	(528)	Elastic NV	HSBC	(1,954)	(31,130)	EMCORE Corp	Goldman Sachs	4,361
(11,503)	Edgewell Personal Care Co	Goldman Sachs	49,348	(573)	Elastic NV	Morgan Stanley	(3,513)	(7,503)	EMCORE Corp	HSBC	1,801
(2,443)	Edgewell Personal Care Co	HSBC	8,404	(11,484)	Electromed Inc	Goldman Sachs	2,584	35,290	Emerald Holding Inc	Bank of America Merrill Lynch	1,059
8,055	Edgewise Therapeutics Inc	Barclays Bank	3,222	(3,329)	Electromed Inc	HSBC	(2,647)	7,335	Emerald Holding Inc	HSBC	513
6,046	Edgewise Therapeutics Inc	Goldman Sachs	6,469	262	Electronic Arts Inc	Bank of America Merrill Lynch	438	9,885	Emergent BioSolutions Inc	Barclays Bank	(1,779)
2,197	Edgewise Therapeutics Inc	HSBC	461					645	Emergent BioSolutions Inc	Goldman Sachs	(581)
(12,717)	Edgio Inc	Barclays Bank	766					17,495	Emergent BioSolutions Inc	HSBC	(12,771)
(16,804)	Edgio Inc	Goldman Sachs	1,227					37,687	Emerson Electric Co	Barclays Bank	(173,737)
(30,939)	Edgio Inc	HSBC	3,010					1,838	Emerson Electric Co	Goldman Sachs	(11,065)
(5,238)	Edgio Inc	Morgan Stanley	315					5,006	Emerson Electric Co	HSBC	(33,590)
								(7,143)	Empire Petroleum Corp	Bank of America Merrill Lynch	11,357

ブラックロック・ストラテジック・ファンズ ブラックロック・アメリカズ・ダイバーシファイド・エクイティ・アブソルート・リターン・ファンド

保有高	銘柄	取引相手	未実現評価増益/(損) (米ドル)	保有高	銘柄	取引相手	未実現評価増益/(損) (米ドル)	保有高	銘柄	取引相手	未実現評価増益/(損) (米ドル)
(600)	Empire Petroleum Corp	Morgan Stanley	936	1,716	EnerSys	Morgan Stanley	20,918	5,088	Entergy Corp	Bank of America	(43,782)
108,514	Empire State Realty Trust Inc 'A' (REIT)	Barclays Bank	30,384	2,373	Eneti Inc	Bank of America	2,254			Merrill Lynch	
3,937	Empire State Realty Trust Inc 'A' (REIT)	Goldman Sachs	1,890	12,435	Eneti Inc	Barclays Bank	3,606	25,039	Entergy Corp	Barclays Bank	(89,765)
48,496	Empire State Realty Trust Inc 'A' (REIT)	HSBC	18,913	6,248	Eneti Inc	Goldman Sachs	5,936	11,366	Entergy Corp	Goldman Sachs	(97,804)
(16,499)	Enact Holdings Inc	Barclays Bank	(9,734)	11,452	Eneti Inc	Morgan Stanley	3,321	37,291	Entergy Corp	HSBC	(375,707)
820	Enanta	Bank of America	(1,689)	15,522	Enfusion Inc 'A'	Bank of America	(931)	4,294	Entergy Corp	Morgan Stanley	(15,394)
	Pharmaceuticals Inc	Merrill Lynch				Merrill Lynch		1,058	Enterprise Bancorp Inc	Bank of America	(8,920)
6,080	Enanta	Goldman Sachs	(12,525)	7,380	Enfusion Inc 'A'	Barclays Bank	(1,033)	4,254	Enterprise Bancorp Inc	Barclays Bank	(5,934)
1,478	Enanta	HSBC	(15,549)	8,161	Enfusion Inc 'A'	HSBC	(8,324)	12,551	Enterprise Bancorp Inc	Goldman Sachs	(9,727)
	Pharmaceuticals Inc			11,922	Enfusion Inc 'A'	Morgan Stanley	(1,669)	680	Enterprise Bancorp Inc	HSBC	(466)
2,421	Enanta	Morgan Stanley	(8,716)	8,212	EngageSmart Inc	Bank of America	10,429	16,791	Enterprise Bancorp Inc	Morgan Stanley	(23,423)
(2,382)	Enbridge Inc	Bank of America	7,718			Merrill Lynch		14,714	Enterprise Financial Services Corp	Bank of America	38,551
(8,380)	Encompass Health Corp	Merrill Lynch	(1,142)	33,288	EngageSmart Inc	Barclays Bank	(2,330)	22,887	Enterprise Financial Services Corp	Merrill Lynch	
(8,935)	Encompass Health Corp	Barclays Bank	7,070	28,826	EngageSmart Inc	Goldman Sachs	36,609			Barclays Bank	8,239
(2,937)	Encompass Health Corp	HSBC	3,419	43,742	EngageSmart Inc	HSBC	90,486	5,406	Enterprise Financial Services Corp	Goldman Sachs	14,164
(11,580)	Encompass Health Corp	Morgan Stanley	7,358	2,398	EngageSmart Inc	Morgan Stanley	(168)	14,501	Enterprise Financial Services Corp	HSBC	37,993
(4,372)	Encore Capital Group Inc	Barclays Bank	4,853	(20,511)	Enhabit Inc	Bank of America	28,627				
(11,032)	Encore Capital Group Inc	Goldman Sachs	9,377	(11,940)	Enhabit Inc	Merrill Lynch		3,412	Enterprise Financial Services Corp	Morgan Stanley	1,228
(7,031)	Encore Capital Group Inc	Morgan Stanley	7,804	(8,694)	Enhabit Inc	Morgan Stanley	12,954	10,698	EntraVISION Communications Corp 'A'	Bank of America	(4,707)
360	Encore Wire Corp	Bank of America	703	95,542	EnLink Midstream LLC (Unit)	Barclays Bank	(15,287)	30,379	EntraVISION Communications Corp 'A'	Merrill Lynch	(10,329)
		Merrill Lynch		21,416	EnLink Midstream LLC (Unit)	Goldman Sachs	9,638	14,393	EntraVISION Communications Corp 'A'	Barclays Bank	(6,333)
971	Encore Wire Corp	Barclays Bank	2,767	70,041	EnLink Midstream LLC (Unit)	HSBC	65,839	8,904	EntraVISION Communications Corp 'A'	Morgan Stanley	(3,027)
927	Encore Wire Corp	HSBC	2,673	25,880	EnLink Midstream LLC (Unit)	Morgan Stanley	(4,141)	(44,864)	Envela Corp	Bank of America	(5,384)
144	Encore Wire Corp	Morgan Stanley	723	15,525	Ennis Inc	Bank of America	(3,726)			Merrill Lynch	
7,462	Endeavor Group Holdings Inc 'A'	Bank of America	(963)	17,343	Ennis Inc	Barclays Bank	(8,325)	(15,392)	Envista Holdings Corp	Barclays Bank	(4,464)
10,425	Endeavor Group Holdings Inc 'A'	Merrill Lynch		13,230	Ennis Inc	Goldman Sachs	(3,175)	(14,311)	Envista Holdings Corp	Goldman Sachs	(1,717)
11,501	Endeavor Group Holdings Inc 'A'	Barclays Bank	(5,838)	27,236	Ennis Inc	HSBC	14,112	13,887	Envista Holdings Corp	Barclays Bank	(50,271)
10,365	Endeavor Group Holdings Inc 'A'	Goldman Sachs	(88)	11,496	Ennis Inc	Morgan Stanley	(5,245)	(14,336)	Envista Holdings Corp	HSBC	38,707
24,326	Endo International Plc	Barclays Bank	(766)	2,485	Enova International Inc	Bank of America	6,806	8,691	Envista Holdings Corp	HSBC	(23,466)
34,982	Endo International Plc	Goldman Sachs	(1,147)	13,920	Enova International Inc	Barclays Bank	24,360	(151)	Envista Holdings Corp	Morgan Stanley	547
(13,095)	Enerflex Ltd	Barclays Bank	7,202	16,716	Enova International Inc	Goldman Sachs	67,022	12,370	Envista Holdings Corp	Morgan Stanley	(44,779)
(11,288)	Enerflex Ltd	HSBC	8,579	769	Enova International Inc	HSBC	3,947	24,772	Enviva Inc	Bank of America	10,078
(3,688)	Energizer Holdings Inc	Bank of America	1,200	1,569	Enova International Inc	Morgan Stanley	2,743	9,814	Enviva Inc	Barclays Bank	1,374
(14,400)	Energizer Holdings Inc	Merrill Lynch		2,558	Enovis Corp	Bank of America	(1,164)	7,427	Enviva Inc	Goldman Sachs	3,862
(16,378)	Energizer Holdings Inc	Barclays Bank	26,640	53,105	Enovis Corp	Merrill Lynch		28,090	Enviva Inc	Morgan Stanley	3,933
(3,280)	Energizer Holdings Inc	Goldman Sachs	41,436	8,598	Enovis Corp	Goldman Sachs	(38,777)	(12,491)	Enzo Biochem Inc	Barclays Bank	1,874
(2,030)	Energizer Holdings Inc	HSBC	7,913	5,224	Enovis Corp	HSBC	(9,019)	7,485	Enzo Biochem Inc	HSBC	2,545
11,417	Energizer Holdings Inc	Morgan Stanley	2,832	4,987	Enovis Corp	Morgan Stanley	(3,866)	(3,222)	EOG Resources Inc	Barclays Bank	(194,317)
	Energy Fuels Inc	Bank of America	(5,794)	(22,275)	Enovix Corp	Bank of America	(3,119)	1,396	EOG Resources Inc	HSBC	(9,549)
21,739	Energy Fuels Inc	Barclays Bank	(13,913)			Merrill Lynch		11,580	EOG Resources Inc	Morgan Stanley	(69,827)
30,180	Energy Fuels Inc	HSBC	(15,326)	(8,572)	Enovix Corp	Barclays Bank	(7,115)	(237)	EPAM Systems Inc	Bank of America	(4,726)
7,121	Energy Recovery Inc	Merrill Lynch		(6,417)	Enovix Corp	Goldman Sachs	(898)			Merrill Lynch	
5,527	Enerpac Tool Group Corp	Barclays Bank	(7,691)	(15,523)	Enovix Corp	Morgan Stanley	(12,884)	489	EPAM Systems Inc	Bank of America	11,800
4,493	Enerpac Tool Group Corp	Goldman Sachs	6,335	2,915	EnPro Industries Inc	Barclays Bank	4,256	(709)	EPAM Systems Inc	Barclays Bank	4,984
6,915	Enerpac Tool Group Corp	HSBC	15,351	5,469	EnPro Industries Inc	Morgan Stanley	7,985	167	EPAM Systems Inc	Goldman Sachs	3,330
4,994	EnerSys	Bank of America	73,012	19,985	Ensign Group Inc	Bank of America	(81,972)	(92)	EPAM Systems Inc	HSBC	(2,283)
(4,333)	EnerSys	Merrill Lynch		21,353	Ensign Group Inc	Merrill Lynch		(318)	EPAM Systems Inc	Morgan Stanley	2,236
2,969	EnerSys	Barclays Bank	(52,819)	16,880	Ensign Group Inc	Goldman Sachs	(69,683)	6,296	ePlus Inc	Bank of America	40,861
(15,461)	EnerSys	Goldman Sachs	(226,040)	8,237	Ensign Group Inc	HSBC	(38,854)			Merrill Lynch	
7,431	EnerSys	Goldman Sachs	108,641	10,477	Ensign Group Inc	Morgan Stanley	(42,746)	16,707	ePlus Inc	Barclays Bank	61,148
(4,205)	EnerSys	HSBC	(60,552)	(149)	Enstar Group Ltd	Barclays Bank	3,177	2,637	ePlus Inc	Goldman Sachs	17,114
(6,564)	EnerSys	Morgan Stanley	(80,015)	(2,393)	Enstar Group Ltd	HSBC	15,339	1,816	ePlus Inc	HSBC	13,856
				(26,994)	Entegris Inc	Barclays Bank	(279,118)	2,874	ePlus Inc	Morgan Stanley	10,519
				(14,400)	Entegris Inc	Goldman Sachs	(222,192)	(7,491)	EPR Properties (REIT)	Bank of America	3,896
				(5,446)	Entegris Inc	Morgan Stanley	(56,312)			Merrill Lynch	

ブラックロック・ストラテジック・ファンズ ブラックロック・アメリカズ・ダイバーシファイド・エクイティ・アブソルート・リターン・ファンド

保有高	銘柄	取引相手	未実現損益/額 (米ドル)	保有高	銘柄	取引相手	未実現損益/額 (米ドル)	保有高	銘柄	取引相手	未実現損益/額 (米ドル)
(36,290)	EPR Properties (REIT)	Barclays Bank	29,983	17,043	Ermengildo Zegna NV	Barclays Bank	(15,850)	(236)	Essex Property Trust Inc (REIT)	Morgan Stanley	(1,218)
(18,978)	EPR Properties (REIT)	Goldman Sachs	9,869	31,943	Ermengildo Zegna NV	Goldman Sachs	(40,248)	(2,795)	Estee Lauder Cos Inc 'A'	Bank of America	22,578
(13,282)	EPR Properties (REIT)	HSBC	12,485	16,224	Ermengildo Zegna NV	HSBC	(19,307)	(3,515)	Estee Lauder Cos Inc 'A'	Merrill Lynch	
(5,230)	EPR Properties (REIT)	Morgan Stanley	4,393	13,697	Ermengildo Zegna NV	Morgan Stanley	(12,738)	(7,113)	Estee Lauder Cos Inc 'A'	Barclays Bank	33,309
(12,009)	EQRx Inc	Barclays Bank	2,522	8,279	Eros Media World Plc	Bank of America	—	(7,113)	Estee Lauder Cos Inc 'A'	Goldman Sachs	107,264
(28,332)	EQRx Inc	HSBC	3,177			Merrill Lynch	—	(3,948)	Estee Lauder Cos Inc 'A'	HSBC	58,932
(4,650)	EQRx Inc	Morgan Stanley	9,117	20,591	Eros Media World Plc	Barclays Bank	—	(5,668)	Estee Lauder Cos Inc 'A'	Morgan Stanley	57,402
(871)	EQT Corp	Bank of America	44	20,674	Eros Media World Plc	Goldman Sachs	—	(16,580)	Ethan Allen Interiors Inc	Barclays Bank	(26,694)
4,158	EQT Corp	Bank of America	(208)	2,838	Eros Media World Plc	HSBC	—	11,382	Ethan Allen Interiors Inc	Goldman Sachs	(22,309)
		Merrill Lynch		6,412	Eros Media World Plc	Morgan Stanley	—	6,854	Ethan Allen Interiors Inc	HSBC	(12,543)
(6,071)	EQT Corp	Goldman Sachs	304	(10,903)	Esab Corp	Barclays Bank	6,869	(17,433)	Eton Pharmaceuticals Inc	Barclays Bank	(6,799)
596	EQT Corp	Goldman Sachs	7	(19,859)	Esab Corp	Goldman Sachs	19,859	2,040	Etsy Inc	Bank of America	(31,253)
(1,691)	Equifax Inc	Barclays Bank	9,838	(6,055)	Esab Corp	HSBC	(1,332)			Merrill Lynch	
(12,853)	Equifax Inc	Goldman Sachs	(42,029)	(1,361)	Esab Corp	Morgan Stanley	857	2,930	Etsy Inc	Barclays Bank	(21,946)
(31)	Equinox Inc (REIT)	HSBC	(713)	25,192	Esc War Ind* _π	Barclays Bank	—	875	Etsy Inc	Goldman Sachs	(13,405)
(540)	Equinox Inc (REIT)	Morgan Stanley	(6,788)	63,725	Esc War Ind* _π	Goldman Sachs	(2,226)	9,327	Etsy Inc	HSBC	(95,602)
(12,079)	Equitable Holdings Inc	Bank of America	(6,262)	(13,745)	Escalade Inc	Morgan Stanley	—	6,175	Etsy Inc	Morgan Stanley	(46,251)
		Merrill Lynch		(5,486)	Escalade Inc	Bank of America	(962)	2,623	Euronet Worldwide Inc	Bank of America	(4,643)
(67,123)	Equitable Holdings Inc	Barclays Bank	27,023	(8,717)	Escalade Inc	Merrill Lynch				Merrill Lynch	
(8,672)	Equitable Holdings Inc	Goldman Sachs	(7,198)	(15,527)	Escalade Inc	Barclays Bank	1,481	246	Euronet Worldwide Inc	Barclays Bank	(2,534)
(11,812)	Equitable Holdings Inc	Morgan Stanley	4,961	(2,373)	ESCO Technologies Inc	Goldman Sachs	(610)	1,542	Euronet Worldwide Inc	Goldman Sachs	(2,730)
15,911	Equitrans Midstream Corp	Bank of America	44,710	(8,864)	ESCO Technologies Inc	Morgan Stanley	4,192	5,795	Euronet Worldwide Inc	HSBC	(14,140)
		Merrill Lynch		(939)	ESCO Technologies Inc	Bank of America	7,481	3,335	Euronet Worldwide Inc	Morgan Stanley	(34,351)
31,915	Equitrans Midstream Corp	Barclays Bank	78,830	(2,407)	ESCO Technologies Inc	Merrill Lynch		(7,175)	European Wax Center Inc 'A'	Bank of America	(1,721)
(14,339)	Equitrans Midstream Corp	Goldman Sachs	(40,293)	(3,874)	ESCO Technologies Inc	Barclays Bank	32,620			Merrill Lynch	
21,139	Equitrans Midstream Corp	HSBC	65,742	(40,015)	Escrow New York (REIT)*	Goldman Sachs	4,770	(4,809)	European Wax Center Inc 'A'	Barclays Bank	1,526
(41,936)	Equitrans Midstream Corp	HSBC	(130,421)	(39,940)	Escrow New York (REIT)*	HSBC	11,608			Merrill Lynch	
71,290	Equitrans Midstream Corp	Morgan Stanley	176,086	(21,172)	Escrow New York (REIT)*	Morgan Stanley	12,961	(8,500)	Evans Bancorp Inc	Barclays Bank	614
4,810	Equity Bancshares Inc 'A'	Bank of America	6,686	(59,220)	Esperion Therapeutics Inc	Bank of America	(749,081)	2,287	Evans Bancorp Inc	HSBC	(3,922)
		Merrill Lynch		(13,378)	Esquire Financial Holdings Inc	Merrill Lynch		4,196	Evans Bancorp Inc	Morgan Stanley	189
3,029	Equity Bancshares Inc 'A'	Barclays Bank	(454)	(4,085)	Esquire Financial Holdings Inc	Goldman Sachs	(11,806)	34,387	Eventbrite Inc 'A'	Barclays Bank	(6,534)
4,916	Equity Bancshares Inc 'A'	Goldman Sachs	6,833	(2,594)	Esquire Financial Holdings Inc	HSBC	(9,987)	26,027	Eventbrite Inc 'A'	Goldman Sachs	7,027
7,008	Equity Bancshares Inc 'A'	HSBC	12,054	(18,213)	ESS Tech Inc	HSBC	(1,093)	20,443	Eventbrite Inc 'A'	HSBC	17,990
3,896	Equity Bancshares Inc 'A'	Morgan Stanley	(584)	(17,136)	ESS Tech Inc	Morgan Stanley	857	6,672	Everbridge Inc	Bank of America	(10,141)
(3,838)	Equity Commonwealth (REIT)	Bank of America	(192)	2,693	ESSA Bancorp Inc	Barclays Bank	3,528	4,994	Everbridge Inc	Merrill Lynch	
(39,767)	Equity Commonwealth (REIT)	Merrill Lynch		5,380	ESSA Bancorp Inc	Goldman Sachs	8,823	9,413	Everbridge Inc	Barclays Bank	(4,994)
(31,380)	Equity Commonwealth (REIT)	Barclays Bank	28,082	15,627	ESSA Bancorp Inc	HSBC	12,502	6,869	Everbridge Inc	Goldman Sachs	(14,308)
(26,644)	Equity Commonwealth (REIT)	HSBC	1,031	7,575	ESSA Bancorp Inc	Morgan Stanley	9,923	(60,073)	EverCommerce Inc	HSBC	(5,579)
(35,146)	Equity Commonwealth (REIT)	Morgan Stanley	24,105	18,684	Essent Group Ltd	Morgan Stanley	9,923	2,911	Evercore Inc 'A'	Morgan Stanley	19,824
26,136	Equity LifeStyle Properties Inc (REIT)	Barclays Bank	(46,522)	11,095	Essent Group Ltd	Barclays Bank	3,550	8,078	Evercore Inc 'A'	Bank of America	3,639
43,184	Equity LifeStyle Properties Inc (REIT)	Goldman Sachs	(218,079)	2,418	Essential Properties Realty Trust Inc (REIT)	Goldman Sachs	5,437	5,427	Evercore Inc 'A'	Merrill Lynch	
7,196	Equity LifeStyle Properties Inc (REIT)	Morgan Stanley	(12,809)	29,620	Essential Properties Realty Trust Inc (REIT)	Bank of America	(1,223)	5,197	Evercore Inc 'A'	Barclays Bank	(11,148)
				40,551	Essential Properties Realty Trust Inc (REIT)	Merrill Lynch		9,955	Evercore Inc 'A'	Goldman Sachs	6,784
53,051	Equity Residential (REIT)	Barclays Bank	(31,830)	1,088	Essential Properties Realty Trust Inc (REIT)	Goldman Sachs	(28,731)	2,320	Evercore Inc 'A'	HSBC	7,743
66,146	Equity Residential (REIT)	Goldman Sachs	(79,938)	10,928	Essential Utilities Inc	HSBC	(49,067)	6,261	Everest Re Group Ltd	Morgan Stanley	(13,738)
10,039	Equity Residential (REIT)	HSBC	(17,869)	29,334	Essential Utilities Inc	Bank of America	(17,157)	3,130	Everest Re Group Ltd	Bank of America	(62,692)
7,999	Erasca Inc	Barclays Bank	(1,920)	8,951	Essential Utilities Inc	Merrill Lynch		1,069	Everest Re Group Ltd	Merrill Lynch	
6,393	Erasca Inc	Goldman Sachs	(1,790)	13,223	Essential Utilities Inc	Barclays Bank	(2,347)	2,311	Evergy Inc	Barclays Bank	(69,097)
7,312	Erasca Inc	HSBC	(1,316)	21,563	Essential Utilities Inc	Goldman Sachs	(14,053)	528	Evergy Inc	Goldman Sachs	(90,781)
(907)	Erie Indemnity Co 'A'	Bank of America	11,338	(966)	Essex Property Trust Inc (REIT)	HSBC	(31,735)	4,692	Evergy Inc	HSBC	(23,536)
		Merrill Lynch		29,334	Essential Utilities Inc	Morgan Stanley	(1,725)	29,948	Evergy Inc	Morgan Stanley	(25,514)
(5,842)	Erie Indemnity Co 'A'	Barclays Bank	58,887	8,951	Essential Utilities Inc	Barclays Bank	(2,347)	48,398	Evergy Inc	Bank of America	(2,387)
(1,652)	Erie Indemnity Co 'A'	Goldman Sachs	20,651	10,928	Essential Utilities Inc	Goldman Sachs	(17,157)	4,712	Evergy Inc	Merrill Lynch	
(2,480)	Erie Indemnity Co 'A'	HSBC	35,067	29,334	Essential Utilities Inc	HSBC	(2,347)			Barclays Bank	(8,821)
(696)	Erie Indemnity Co 'A'	Morgan Stanley	7,015	8,951	Essential Utilities Inc	Goldman Sachs	(14,053)			Goldman Sachs	(135,365)
2,782	Ermengildo Zegna NV	Bank of America	(3,505)	13,223	Essential Utilities Inc	HSBC	(31,735)			HSBC	(235,214)
		Merrill Lynch		21,563	Essential Utilities Inc	Morgan Stanley	(1,725)			Bank of America	(6,267)
				(966)	Essex Property Trust Inc (REIT)	Barclays Bank	(4,985)			Merrill Lynch	

ブラックロック・ストラテジック・ファンズ ブラックロック・アメリカズ・ダイバーシファイド・エクイティ・アブソルート・リターン・ファンド

保有高	銘柄	取引相手	未実現評価増益/(損) (米ドル)	保有高	銘柄	取引相手	未実現評価増益/(損) (米ドル)	保有高	銘柄	取引相手	未実現評価増益/(損) (米ドル)
17,577	Everi Holdings Inc	Barclays Bank	(21,092)	16,543	ExiService Holdings Inc	Morgan Stanley	(81,889)	4,046	F&G Annuities & Life Inc	HSBC	13,837
47,485	Everi Holdings Inc	Goldman Sachs	(62,984)	13,231	eXp World Holdings Inc	Goldman Sachs	27,520	3,677	F&G Annuities & Life Inc	Morgan Stanley	(809)
14,795	Everi Holdings Inc	HSBC	(18,276)	10,523	eXp World Holdings Inc	HSBC	25,150	(78,014)	F45 Training Holdings Inc	Goldman Sachs	(13,262)
9,451	Everi Holdings Inc	Morgan Stanley	(11,341)	(1,879)	Expedia Group Inc	Bank of America	3,417	(1,622)	F5 Inc	Barclays Bank	(5,693)
12,491	EverQuote Inc 'A'	Barclays Bank	3,123			Merrill Lynch		(4,989)	F5 Inc	Goldman Sachs	(41,508)
8,479	EverQuote Inc 'A'	Goldman Sachs	18,357	(2,150)	Expedia Group Inc	Barclays Bank	2,638	(4,586)	F5 Inc	HSBC	(60,627)
4,095	Eversource Energy	Bank of America	(34,848)	(1,355)	Expedia Group Inc	Goldman Sachs	(544)	983	F5 Inc	Morgan Stanley	3,450
		Merrill Lynch		4,082	Expedia Group Inc	HSBC	8,491	6,658	Fabrinet	HSBC	164,386
31,384	Eversource Energy	Barclays Bank	(138,717)	(689)	Expedia Group Inc	HSBC	1,683	582	FactSet Research	Bank of America	(4,324)
48,230	Eversource Energy	Goldman Sachs	(410,437)	7,684	Expedia Group Inc	Morgan Stanley	(17,366)		Systems Inc	Merrill Lynch	
36,379	Eversource Energy	HSBC	(306,311)	(2,532)	Expedia Group Inc	Morgan Stanley	(3,144)	3,004	FactSet Research	Barclays Bank	(28,989)
7,179	Eversource Energy	Morgan Stanley	(31,731)	(13,624)	Expeditors International	Bank of America	26,704	1,040	FactSet Research	HSBC	(14,633)
(3,118)	Everspin Technologies Inc	Barclays Bank	(2,900)		Expeditors International	Merrill Lynch			Systems Inc		
(7,448)	Everspin Technologies Inc	Goldman Sachs	(9,980)	(5,757)	Expeditors International	Barclays Bank	21,301	928	FactSet Research	Morgan Stanley	(8,955)
(9,295)	EVERTEC Inc	Goldman Sachs	10,596						Systems Inc		
(2,995)	EVI Industries Inc	Barclays Bank	2,516	(437)	Expeditors International	Goldman Sachs	655	131	Fair Isaac Corp	Bank of America	4,641
8,581	Evolent Health Inc 'A'	Barclays Bank	(31,406)	(6,037)	Expeditors International	HSBC	29,628	(303)	Fair Isaac Corp	Barclays Bank	(4,497)
(6,639)	Evolus Inc	Bank of America	8,232					136	Fair Isaac Corp	Barclays Bank	2,018
		Merrill Lynch		(10,740)	Expeditors International	Morgan Stanley	39,885	(227)	Fair Isaac Corp	Goldman Sachs	(8,043)
(7,090)	Evolus Inc	Goldman Sachs	8,792	23,854	Expensify Inc 'A'	Bank of America	18,845	57	Fair Isaac Corp	Goldman Sachs	1,502
(10,962)	Evolus Inc	HSBC	(1,644)	6,624	Expensify Inc 'A'	Barclays Bank	(596)	62	Fair Isaac Corp	HSBC	2,218
(14,706)	Evolution Petroleum Corp	Goldman Sachs	(7,500)	7,505	Expensify Inc 'A'	Goldman Sachs	5,929	245	Fair Isaac Corp	Morgan Stanley	3,636
(3,617)	Evolv Technologies Holdings Inc	Goldman Sachs	(1,266)	40,729	Expensify Inc 'A'	HSBC	(29,325)	(65,927)	Faraday Future	Morgan Stanley	(1,220)
(57,260)	Evolv Technologies Holdings Inc	HSBC	(92,761)	20,726	Expensify Inc 'A'	Morgan Stanley	(1,865)	(2,282)	Farmer Bros Co	Goldman Sachs	593
(30,621)	Evolv Technologies Holdings Inc	Morgan Stanley	10,411	4,546	Exponent Inc	Bank of America	27,321	(11,384)	Farmer Bros Co	Morgan Stanley	3,188
5,822	EW Scripps Co 'A'	Bank of America	58	3,410	Exponent Inc	Barclays Bank	8,355	(14,446)	Farmers & Merchants Bancorp Inc	Bank of America	(27,592)
		Merrill Lynch		11,094	Exponent Inc	HSBC	47,371	(17,515)	Farmers & Merchants Bancorp Inc	Merrill Lynch	
15,059	EW Scripps Co 'A'	Barclays Bank	(1,355)	10,667	Exponent Inc	Morgan Stanley	26,134	(18,083)	Farmers National Banc Corp	Bank of America	(13,743)
2,695	EW Scripps Co 'A'	Goldman Sachs	(261)	(13,914)	Express Inc	Bank of America	3,145	(15,842)	Farmers National Banc Corp	Merrill Lynch	(317)
2,107	Exact Sciences Corp	Bank of America	(1,854)	(68,444)	Express Inc	Goldman Sachs	15,468	(37,875)	Farmers National Banc Corp	Barclays Bank	(25,348)
(1,955)	Exact Sciences Corp	Barclays Bank	6,960	(28,132)	Express Inc	HSBC	8,285	(9,505)	Farmers National Banc Corp	Morgan Stanley	(190)
207	Exact Sciences Corp	Goldman Sachs	(182)	(2,896)	Expro Group Holdings NV	Barclays Bank	2,896		Farmers National Banc Corp	HSBC	(25,348)
6,019	Exagen Inc	Bank of America	1,204	(7,031)	Expro Group Holdings NV	Goldman Sachs	10,054		Farmers National Banc Corp	Morgan Stanley	(190)
		Merrill Lynch		(4,845)	Expro Group Holdings NV	HSBC	5,669		Farmers National Banc Corp		
5,145	Exagen Inc	Barclays Bank	(669)	(12,371)	Expro Group Holdings NV	Morgan Stanley	12,371	(21,503)	Farmland Partners Inc (REIT)	Bank of America	(12,619)
8,829	Exagen Inc	Goldman Sachs	1,766	2,312	Extra Space Storage Inc (REIT)	Barclays Bank	(8,655)	(38,187)	Farmland Partners Inc (REIT)	Merrill Lynch	(8,783)
4,780	Exagen Inc	HSBC	860					(43,365)	Farmland Partners Inc (REIT)	Goldman Sachs	(25,152)
(5,926)	Excelerate Energy Inc 'A'	Bank of America	12,376	1,256	Extra Space Storage Inc (REIT)	Morgan Stanley	(5,363)	(12,335)	Farmland Partners Inc (REIT)	HSBC	(8,157)
		Merrill Lynch		6,664	Extreme Networks Inc	Bank of America	22,524	(38,910)	Farmland Partners Inc (REIT)	Morgan Stanley	(8,949)
(6,810)	Excelerate Energy Inc 'A'	Barclays Bank	8,798					(4,875)	FARO Technologies Inc	Bank of America	(19,939)
(4,555)	Excelerate Energy Inc 'A'	HSBC	14,092	10,826	Extreme Networks Inc	Merrill Lynch	14,074	(8,272)	FARO Technologies Inc	Merrill Lynch	
(16,209)	Excelerate Energy Inc 'A'	Morgan Stanley	20,616	29,695	Extreme Networks Inc	Barclays Bank	14,074	(8,270)	FARO Technologies Inc	HSBC	(33,651)
932	Exelixis Inc	Bank of America	(373)	(5,041)	Exxon Mobil Corp	Morgan Stanley	38,603	(64,263)	FARO Technologies Inc	Morgan Stanley	(15,217)
		Merrill Lynch		6,764	Exxon Mobil Corp	Bank of America	12,451	(54,949)	Fastenal Co	Barclays Bank	82,257
42,599	Exelixis Inc	Barclays Bank	(28,542)	(1,491)	EyePoint Pharmaceuticals Inc	Merrill Lynch		(54,949)	Fastenal Co	HSBC	12,638
51,401	Exelixis Inc	HSBC	3,598						Fastly Inc 'A'	Barclays Bank	36,346
40,551	Exelixis Inc	Morgan Stanley	(27,169)	(15,121)	Exxon Mobil Corp	Barclays Bank	12,137	13,265	Fate Therapeutics Inc	Barclays Bank	(2,807)
8,046	Exelon Corp	Bank of America	(12,351)	(1,552)	Exxon Mobil Corp	HSBC	(137)	13,628	Fate Therapeutics Inc	Bank of America	(2,807)
		Merrill Lynch		(15,152)	Exxon Mobil Corp	Morgan Stanley	35,910	19,576	Fate Therapeutics Inc	Merrill Lynch	(4,502)
3,954	Exelon Corp	Barclays Bank	(3,539)	6,764	Eyenovia Inc	HSBC	1,457	7,561	Fate Therapeutics Inc	Barclays Bank	(2,495)
(16,221)	Exelon Corp	Barclays Bank	14,518	(1,491)	EyePoint Pharmaceuticals Inc	Bank of America	60	21,768	Fate Therapeutics Inc	HSBC	(9,796)
(6,940)	Exelon Corp	Goldman Sachs	775	(133)	EyePoint Pharmaceuticals Inc	Merrill Lynch	124	19,807	Fate Therapeutics Inc	Morgan Stanley	(4,556)
8,893	Exelon Corp	HSBC	(6,625)								
(505)	Exelon Corp	HSBC	143	10,689	EZCORP Inc 'A'	Bank of America	(2,248)				
13,295	Exelon Corp	Morgan Stanley	(11,899)								
912	ExService Holdings Inc	Bank of America	(1,067)	50,892	EZCORP Inc 'A'	Barclays Bank	(11,451)				
		Merrill Lynch		40,698	EZCORP Inc 'A'	Goldman Sachs	(7,538)				
10,926	ExService Holdings Inc	Barclays Bank	(54,084)	15,378	EZCORP Inc 'A'	Morgan Stanley	269				
4,306	ExService Holdings Inc	Goldman Sachs	(5,038)	13,160	F&G Annuities & Life Inc	Bank of America	28,689				
3,439	ExService Holdings Inc	HSBC	2,555								

ブラックロック・ストラテジック・ファンズ ブラックロック・アメリカズ・ダイバーシファイド・エクイティ・アブソルート・リターン・ファンド

保有高	銘柄	取引相手	未実現損益(額) (米ドル)	保有高	銘柄	取引相手	未実現損益(額) (米ドル)	保有高	銘柄	取引相手	未実現損益(額) (米ドル)
72	Fathom Holdings Inc	Barclays Bank	(12)	6,307	Fidelity National	Bank of America	(7,089)	4,997	First Bank	Morgan Stanley	(999)
59	Fathom Holdings Inc	Goldman Sachs	11		Information Services Inc	Merrill Lynch		9,129	First Busey Corp	Bank of America	12,095
820	FB Financial Corp	Bank of America	1,287	18,942	Fidelity National	Barclays Bank	(71,979)			Merrill Lynch	
		Merrill Lynch			Information Services Inc			49,201	First Busey Corp	Barclays Bank	12,230
28,830	FB Financial Corp	Barclays Bank	(25,082)	16,425	Fidelity National	Goldman Sachs	(30,918)	31,103	First Busey Corp	Goldman Sachs	46,032
17	Federal Agricultural Mortgage Corp 'C'	Bank of America	(31)		Information Services Inc			28,919	First Busey Corp	HSBC	41,395
		Merrill Lynch		12,802	Fidelity National	HSBC	(25,000)	22,628	First Busey Corp	Morgan Stanley	5,883
7,124	Federal Agricultural Mortgage Corp 'C'	Barclays Bank	(35,264)		Information Services Inc			1,116	First Business	Bank of America	2,020
				16,573	Fidelity National	Morgan Stanley	(62,978)		Financial Services Inc	Merrill Lynch	
329	Federal Agricultural Mortgage Corp 'C'	HSBC	1,995		Information Services Inc			18,013	First Business	Barclays Bank	(721)
				10,770	Fiesta Restaurant Group Inc	Barclays Bank	(539)		Financial Services Inc		
148	Federal Agricultural Mortgage Corp 'C'	Morgan Stanley	(219)	2,988	Fiesta Restaurant Group Inc	Goldman Sachs	269	22,046	First Business	Goldman Sachs	39,903
				7,108	Fiesta Restaurant Group Inc	HSBC	1,102		Financial Services Inc		
5,038	Federal Realty Investment Trust(REIT)	Bank of America	(7,297)	16,274	Fiesta Restaurant Group Inc	Morgan Stanley	(814)	14,181	First Business	HSBC	26,660
		Merrill Lynch		(28,327)	Fifth Third Bancorp	Bank of America	(14,660)		Financial Services Inc		
12,412	Federal Realty Investment Trust(REIT)	Barclays Bank	(16,111)			Merrill Lynch		726	First Capital Inc	Bank of America	577
				(36,569)	Fifth Third Bancorp	Barclays Bank	17,672			Merrill Lynch	
10,181	Federal Realty Investment Trust(REIT)	Goldman Sachs	(21,329)	(19,931)	Fifth Third Bancorp	HSBC	(10,763)	218	First Capital Inc	Barclays Bank	73
				(39,738)	Fifth Third Bancorp	Morgan Stanley	20,789	186	First Capital Inc	Morgan Stanley	62
2,973	Federal Realty Investment Trust(REIT)	HSBC	(12,248)	(11,153)	Figs Inc 'A'	HSBC	(6,357)	(1,017)	First Citizens	Barclays Bank	45,531
				(12,491)	Figs Inc 'A'	Morgan Stanley	(4,497)		BancShares Inc 'A'		
3,729	Federal Realty Investment Trust(REIT)	Morgan Stanley	(11,034)	(15,926)	Finance Of America Cos Inc 'A'	HSBC	637	(166)	First Citizens	HSBC	(28,537)
				(57,847)	Finance Of America Cos Inc 'A'	Morgan Stanley	(1,735)	(99)	First Citizens	Morgan Stanley	4,432
1,977	Federal Signal Corp	Bank of America	(731)						BancShares Inc 'A'		
		Merrill Lynch		23,544	Financial Institutions Inc	Bank of America	2,825	(24,711)	First Commonwealth Financial Corp	Bank of America	(9,989)
20,194	Federal Signal Corp	Barclays Bank	(39,984)			Merrill Lynch			Financial Corp	Merrill Lynch	
14,051	Federal Signal Corp	Goldman Sachs	(5,199)	31,296	Financial Institutions Inc	Barclays Bank	(6,572)	(12,837)	First Commonwealth Financial Corp	Barclays Bank	2,576
854	Federal Signal Corp	HSBC	(272)	24,479	Financial Institutions Inc	Goldman Sachs	2,937		Financial Corp		
929	Federal Signal Corp	Morgan Stanley	(1,839)	6,088	Financial Institutions Inc	HSBC	3,348	(5,922)	First Commonwealth Financial Corp	HSBC	(5,056)
8,734	Federated Hermes Inc	Bank of America	(24,979)	8,306	Financial Institutions Inc	Morgan Stanley	(1,744)	(9,983)	First Commonwealth Financial Corp	Morgan Stanley	1,997
		Merrill Lynch		2,170	Finwise Bancorp	Goldman Sachs	(195)		Financial Corp		
2,965	Federated Hermes Inc	Barclays Bank	(5,752)	2,429	Finwise Bancorp	HSBC	(874)		First Community Bankshares Inc	Barclays Bank	10,878
(1,891)	Federated Hermes Inc	Goldman Sachs	5,408	(17,968)	First Advantage Corp	Bank of America	(3,234)	11,100	First Community Bankshares Inc		
11,394	Federated Hermes Inc	Goldman Sachs	(32,587)			Merrill Lynch			First Community Bankshares Inc	Goldman Sachs	33,954
(8,920)	Federated Hermes Inc	HSBC	39,783	(37,451)	First Advantage Corp	HSBC	(24,718)	11,024	First Community Bankshares Inc		
2,450	Federated Hermes Inc	HSBC	(8,644)	(3,010)	First Advantage Corp	Morgan Stanley	211		Bankshares Inc		
(1,149)	Federated Hermes Inc	Morgan Stanley	2,229	(10,731)	First American Financial Corp	Bank of America	12,341	36,486	First Community Bankshares Inc	HSBC	133,174
32,463	Federated Hermes Inc	Morgan Stanley	(62,978)			Merrill Lynch			First Community Bankshares Inc		
685	FedEx Corp	Bank of America	(1,802)	(4,233)	First American Financial Corp	Barclays Bank	(1,947)	3,137	First Community Corp	Barclays Bank	643
		Merrill Lynch		(75,974)	First American Financial Corp	HSBC	225,643	(1,320)	First Community Corp	Morgan Stanley	2,631
2,344	FedEx Corp	Barclays Bank	(18,566)	(13,185)	First Bancorp	Bank of America	(37,314)	(52,236)	First Financial Bancorp	Barclays Bank	581
976	FedEx Corp	Morgan Stanley	(4,256)			Merrill Lynch		(10,464)	First Financial Bancorp	Goldman Sachs	(31,342)
8,678	Fenbec Pharmaceuticals Inc	Goldman Sachs	(1,866)	(28,835)	First Bancorp	Barclays Bank	4,902		Bankshares Inc	Barclays Bank	12,024
				(19,772)	First Bancorp	Goldman Sachs	(55,955)	(30,260)	First Financial Bankshares Inc	Goldman Sachs	(13,012)
23,394	Fenbec Pharmaceuticals Inc	Morgan Stanley	1,287	(15,908)	First Bancorp	HSBC	(39,611)	(11,509)	First Financial Bankshares Inc	HSBC	2,417
				(72,888)	First Bancorp	Morgan Stanley	1,760	18,084	First Financial Corp	Bank of America	7,853
(13,507)	Ferguson Plc	Barclays Bank	61,592	(7,216)	First BanCorp	Bank of America	(433)		First Financial Corp	Merrill Lynch	
(20,829)	Ferguson Plc	Goldman Sachs	31,243	(2,587)	First BanCorp	Barclays Bank	448	14,756	First Financial Corp	Barclays Bank	(10,939)
(14,236)	Ferguson Plc	HSBC	(72,888)	(1,852)	First BanCorp	HSBC	228	8,819	First Financial Corp	Goldman Sachs	3,969
(3,409)	Ferguson Plc	Morgan Stanley	15,545	9,170	First Bancorp Inc	Barclays Bank	(6,144)	6,417	First Financial Corp	HSBC	5,641
3,605	FibroGen Inc	Bank of America	(1,911)	6,410	First Bancorp Inc	Goldman Sachs	5,256	4,064	First Financial Corp	Morgan Stanley	(2,967)
		Merrill Lynch		834	First Bancorp Inc	HSBC	676	10,580	First Financial	Bank of America	4,126
20,620	FibroGen Inc	Goldman Sachs	(10,929)	9,026	First Bancorp Inc	Morgan Stanley	(6,047)		Northwest Inc	Merrill Lynch	
491	Fidelity D&D Bancorp Inc	Barclays Bank	(489)	24,143	First Bancshares Inc	Barclays Bank	4,587	33,075	First Financial Northwest Inc	Goldman Sachs	12,899
220	Fidelity D&D Bancorp Inc	Goldman Sachs	(193)	5,165	First Bancshares Inc	Goldman Sachs	9,194		First Foundaion Inc	Barclays Bank	(16,216)
264	Fidelity D&D Bancorp Inc	HSBC	(912)	19,544	First Bancshares Inc	HSBC	27,166	(2,362)	First Guaranty Bancshares Inc	Bank of America	(1,925)
140	Fidelity D&D Bancorp Inc	Morgan Stanley	(139)	44,526	First Bank	Bank of America	14,694		Bancshares Inc	Merrill Lynch	
(3,187)	Fidelity National Financial Inc	Barclays Bank	1,020			Merrill Lynch		(2,425)	First Guaranty Bancshares Inc	Morgan Stanley	(497)
				28,892	First Bank	Barclays Bank	(5,778)				
(13,680)	Fidelity National Financial Inc	Goldman Sachs	(958)	16,391	First Bank	Goldman Sachs	5,409				
				13,808	First Bank	HSBC	16,155				
(13,383)	Fidelity National Financial Inc	HSBC	(3,295)								
(28,137)	Fidelity National Financial Inc	Morgan Stanley	9,004								

ブラックロック・ストラテジック・ファンズ ブラックロック・アメリカズ・ダイバーシファイド・エクイティ・アブソルート・リターン・ファンド

保有高	銘柄	取引相手	未実現評価増益/(減) (米ドル)	保有高	銘柄	取引相手	未実現評価増益/(減) (米ドル)	保有高	銘柄	取引相手	未実現評価増益/(減) (米ドル)
1,625	First Hawaiian Inc	Bank of America Merrill Lynch	569	14,272	First Watch Restaurant Group Inc	Barclays Bank	(7,850)	(1,366)	Floor & Decor Holdings Inc 'A'	Morgan Stanley	(2,541)
(34,656)	First Hawaiian Inc	Barclays Bank	25,299	6,188	First Watch Restaurant Group Inc	Goldman Sachs	2,413	(76,369)	Flotek Industries Inc	Bank of America Merrill Lynch	(2,062)
4,917	First Hawaiian Inc	Barclays Bank	(3,589)	6,317	First Watch Restaurant Group Inc	Morgan Stanley	(3,474)	(11,910)	Flotek Industries Inc	Goldman Sachs	(322)
(12,859)	First Hawaiian Inc	Goldman Sachs	(4,501)		First Western Financial Inc	Barclays Bank	(78)	(38,629)	Flotek Industries Inc	HSBC	(1,468)
8,114	First Hawaiian Inc	HSBC	(3,651)	1,556	First Western Financial Inc	Goldman Sachs	6,856	(72,024)	Flotek Industries Inc	Morgan Stanley	1,952
11,074	First Hawaiian Inc	Morgan Stanley	(8,084)	4,033	First Western Financial Inc	HSBC	9,909	(31,780)	Flowers Foods Inc	Barclays Bank	13,348
(17,047)	First Horizon Corp	Bank of America Merrill Lynch	(6,989)	6,352	First Western Financial Inc	Barclays Bank	(13,541)	19,336	Flowers Foods Inc	Barclays Bank	(8,121)
(1,508)	First Industrial Realty Trust Inc (REIT)	Bank of America Merrill Lynch	694	5,913	FirstCash Holdings Inc	Morgan Stanley	(1,885)	(39,812)	Flowers Foods Inc	Goldman Sachs	134,166
10,314	First Industrial Realty Trust Inc (REIT)	Barclays Bank	2,785	823	FirstCash Holdings Inc	Bank of America Merrill Lynch	33,257	(34,879)	Flowers Foods Inc	Morgan Stanley	19,730
51,594	First Industrial Realty Trust Inc (REIT)	Goldman Sachs	(23,733)	(18,789)	FirstEnergy Corp	Barclays Bank	20,445	19,404	Flowers Foods Inc	Morgan Stanley	(8,150)
(1,778)	First Industrial Realty Trust Inc (REIT)	Goldman Sachs	818	(24,053)	FirstEnergy Corp	Goldman Sachs	84,273	1,322	Flowserve Corp	Barclays Bank	(426)
(22,587)	First Industrial Realty Trust Inc (REIT)	HSBC	34,106	(47,612)	FirstEnergy Corp	HSBC	199,121	(3,778)	Flowserve Corp	Goldman Sachs	7,254
5,616	First Internet Bancorp	Bank of America Merrill Lynch	5,223	(97,132)	FirstEnergy Corp	Morgan Stanley	34,926	(3,850)	Fluence Energy Inc	Bank of America Merrill Lynch	1,463
9,363	First Internet Bancorp	Barclays Bank	3,839	(41,090)	FirstEnergy Corp	Barclays Bank	212,907		Fluence Energy Inc	Barclays Bank	(34,268)
8,440	First Internet Bancorp	Goldman Sachs	7,849	(25,048)	Fiserv Inc	Goldman Sachs	88,128	(2,188)	Fluence Energy Inc	Morgan Stanley	(1,996)
2,066	First Internet Bancorp	HSBC	3,568	(10,153)	Fiserv Inc	HSBC	40,219	1,895	Fluor Corp	Bank of America Merrill Lynch	577
13,441	First Internet Bancorp	Morgan Stanley	5,511	(4,754)	Fiserv Inc	Morgan Stanley	43,239		Fluor Corp	Barclays Bank	(15,883)
6,429	First Interstate BancSystem Inc 'A'	Bank of America Merrill Lynch	2,957	(5,087)	Fiserv Inc	Bank of America Merrill Lynch	(114,404)	18,701	Fluor Corp	Goldman Sachs	170
19,990	First Interstate BancSystem Inc 'A'	Barclays Bank	(16,192)	4,309	Five Below Inc	Bank of America Merrill Lynch		8,582	Fluor Corp	Goldman Sachs	(1,381)
54,384	First Interstate BancSystem Inc 'A'	Goldman Sachs	19,969	(5,776)	Five Below Inc	Barclays Bank	(83,429)	8,836	Fluor Corp	HSBC	(33,881)
16,877	First Interstate BancSystem Inc 'A'	HSBC	9,669	(6,296)	Five Star Bancorp	HSBC	378	(5,483)	Flushing Financial Corp	Bank of America Merrill Lynch	(11,185)
4,540	First Interstate BancSystem Inc 'A'	Morgan Stanley	(3,677)	8,529	Five Star Bancorp	Barclays Bank	2,047	(14,341)	Flushing Financial Corp	Barclays Bank	(3,585)
(9,972)	First Merchants Corp	Barclays Bank	1,596	1,287	Five9 Inc	Goldman Sachs	10,298	(15,040)	Flushing Financial Corp	HSBC	(24,816)
(24,191)	First Mid Bancshares Inc	Bank of America Merrill Lynch	(35,803)	4,645	Five9 Inc	HSBC	39,853	(2,696)	Flushing Financial Corp	Morgan Stanley	(6,74)
(29,242)	First Mid Bancshares Inc	Goldman Sachs	(43,278)	3,451	Five9 Inc	Morgan Stanley	829	(5,836)	Flywire Corp	Bank of America Merrill Lynch	11,030
(12,827)	First Mid Bancshares Inc	Morgan Stanley	(4,233)	(2,708)	FleetCor Technologies Inc	Bank of America Merrill Lynch	9,749		Flywire Corp	Barclays Bank	13,490
51,778	First Northwest Bancorp	Bank of America Merrill Lynch	50,484	(4,298)	FleetCor Technologies Inc	Barclays Bank	47,923	(223)	FMC Corp	Goldman Sachs	1,474
4,939	First Northwest Bancorp	Barclays Bank	3,680	(10,383)	FleetCor Technologies Inc	Goldman Sachs	38,166	7,198	FMC Corp	HSBC	(60,535)
9,608	First Northwest Bancorp	Goldman Sachs	9,368	(250)	FleetCor Technologies Inc	HSBC	2,075	(1,910)	FMC Corp	HSBC	16,063
10,821	First of Long Island Corp	Barclays Bank	(1,731)	(2,125)	FleetCor Technologies Inc	Morgan Stanley	23,694	(1,076)	FMC Corp	Morgan Stanley	(25,676)
10,236	First of Long Island Corp	Goldman Sachs	6,449	2,523	FLEX LNG Ltd	Bank of America Merrill Lynch	(4,594)	18,832	FNB Corp	Bank of America Merrill Lynch	12,052
13,843	First of Long Island Corp	HSBC	6,229		FLEX LNG Ltd	Barclays Bank	(4,880)	33,425	FNB Corp	Barclays Bank	(3,009)
17,845	First of Long Island Corp	Morgan Stanley	(2,855)	3,743	FLEX LNG Ltd	Goldman Sachs	(4,980)	10,306	FNB Corp	Goldman Sachs	6,596
16,901	First Savings Financial Group Inc	Bank of America Merrill Lynch	15,718	2,075	FLEX LNG Ltd	HSBC	(9,054)	16,344	FNB Corp	HSBC	10,950
1,916	First Savings Financial Group Inc	Barclays Bank	(594)	4,307	FLEX LNG Ltd	Morgan Stanley	(3,664)	22,268	FNB Corp	Morgan Stanley	(2,004)
6,417	First Savings Financial Group Inc	Goldman Sachs	5,968	2,797	FLEX LNG Ltd	Barclays Bank	131,498	(14,416)	Focus Financial Partners Inc 'A'	Bank of America Merrill Lynch	(1,730)
776	First Savings Financial Group Inc	HSBC	31	127,668	Flex Ltd	Barclays Bank	59,619	(4,200)	Focus Financial Partners Inc 'A'	Barclays Bank	(126)
(519)	First Solar Inc	Barclays Bank	93	12,658	Flex Ltd	HSBC	59,619	(887)	Focus Financial Partners Inc 'A'	Goldman Sachs	(106)
(2,257)	First Solar Inc	Goldman Sachs	45,321	9,636	Flexion Therapeutics*	Morgan Stanley	8,094	(2,610)	Focus Financial Partners Inc 'A'	HSBC	(355)
(867)	First Solar Inc	Morgan Stanley	156	(6,217)	Flextel Industries Inc	Bank of America Merrill Lynch	(12,123)		Focus Financial Partners Inc 'A'	Morgan Stanley	(90)
3,579	First United Corp	Barclays Bank	895	(11,802)	Flextel Industries Inc	Barclays Bank	(11,566)	(2,995)	Focus Financial Partners Inc 'A'		
20,001	First United Corp	Goldman Sachs	16,001	(1,067)	Flextel Industries Inc	Goldman Sachs	(2,081)		Focus Universal Inc	HSBC	1,056
13,494	First United Corp	Morgan Stanley	3,374	(1,163)	Flextel Industries Inc	HSBC	(2,675)		Foghorn Therapeutics Inc	Goldman Sachs	124
7,394	First Watch Restaurant Group Inc	Bank of America Merrill Lynch	2,884	(4,464)	Flextel Industries Inc	Morgan Stanley	(4,375)		Foghorn Therapeutics Inc	HSBC	14,251
				(535)	Floor & Decor Holdings Inc 'A'	Bank of America Merrill Lynch	(568)		FONAR Corp	Goldman Sachs	1,990
				(22,865)	Floor & Decor Holdings Inc 'A'	Barclays Bank	(42,789)		FONAR Corp	Morgan Stanley	(228)
				(6,844)	Floor & Decor Holdings Inc 'A'	Goldman Sachs	(3,505)		Foot Locker Inc	Bank of America Merrill Lynch	(6,548)
				(7,033)	Floor & Decor Holdings Inc 'A'	HSBC	(2,673)		Foot Locker Inc	Barclays Bank	(6,272)
									Foot Locker Inc	Goldman Sachs	(8,498)

ブラックロック・ストラテジック・ファンズ ブラックロック・アメリカズ・ダイバーシファイド・エクイティ・アブソルート・リターン・ファンド

保有高	銘柄	取引相手	未実現評価増益/(損) (米ドル)	保有高	銘柄	取引相手	未実現評価増益/(損) (米ドル)	保有高	銘柄	取引相手	未実現評価増益/(損) (米ドル)
17,797	Foot Locker Inc	HSBC	(251,215)	129,981	Fox Corp 'A'	Goldman Sachs	45,493	17,538	Frontdoor Inc	Barclays Bank	351
24,293	Ford Motor Co	Bank of America Merrill Lynch	14,809	1,108	Fox Corp 'A'	HSBC	(897)	6,582	Frontdoor Inc	Goldman Sachs	(5,964)
48,381	Ford Motor Co	Barclays Bank	32,746	48,493	Fox Corp 'A'	Morgan Stanley	2,424	24,606	Frontdoor Inc	HSBC	11,565
20,000	Ford Motor Co	Goldman Sachs	14,995	(4,331)	Fox Factory Holding Corp	Barclays Bank	36,640	3,320	Frontdoor Inc	Morgan Stanley	66
32,276	Ford Motor Co	HSBC	17,552	(9,766)	Fox Factory Holding Corp	HSBC	67,581	(2,149)	Frontier Communications Parent Inc	Bank of America Merrill Lynch	922
9,352	Ford Motor Co	Morgan Stanley	5,892	(5,411)	Fox Factory Holding Corp	Morgan Stanley	45,777	(32,345)	Frontier Communications Parent Inc	Barclays Bank	22,642
(19,521)	Forestar Group Inc	Barclays Bank	6,247	(22,152)	Franklin BSP Realty Trust Inc (REIT)	Bank of America Merrill Lynch	(12,848)	(54,211)	Frontier Communications Parent Inc	Goldman Sachs	158,296
(18,254)	Forestar Group Inc	Goldman Sachs	(730)	(31,809)	Franklin BSP Realty Trust Inc (REIT)	Barclays Bank	1,272	(24,346)	Frontier Communications Parent Inc	Morgan Stanley	17,042
3,304	FormFactor Inc	Bank of America Merrill Lynch	7,930	(5,890)	Franklin BSP Realty Trust Inc (REIT)	Goldman Sachs	(3,416)	(3,007)	Frontier Group Holdings Inc	Barclays Bank	(1,113)
13,210	FormFactor Inc	Goldman Sachs	31,704	(13,588)	Franklin BSP Realty Trust Inc (REIT)	HSBC	(10,327)	(5,348)	Frontier Group Holdings Inc	HSBC	(1,016)
9,181	FormFactor Inc	HSBC	30,756	(1,484)	Franklin BSP Realty Trust Inc (REIT)	Morgan Stanley	59	(29,952)	Frontier Group Holdings Inc	Morgan Stanley	(11,082)
6,875	Forrester Research Inc	Barclays Bank	4,950	6,363	Franklin Covey Co	Bank of America Merrill Lynch	1,336	(7,928)	Frontline Plc	Barclays Bank	3,647
20,042	Forte Biosciences Inc	Goldman Sachs	(1,302)	1,194	Franklin Covey Co	Barclays Bank	(752)	(1,154)	Frontline Plc	Goldman Sachs	866
10,729	Forte Biosciences Inc	HSBC	(482)	17,853	Franklin Covey Co	Goldman Sachs	3,749	(1,447)	Frontline Plc	HSBC	10,457
1,964	Fortinet Inc	Bank of America Merrill Lynch	750	5,631	Franklin Covey Co	HSBC	7,095	(22,732)	Frontline Plc	Morgan Stanley	10,457
333	Fortinet Inc	Barclays Bank	(290)	2,791	Franklin Covey Co	Morgan Stanley	(1,758)	2,194	FRP Holdings Inc	Goldman Sachs	(220)
23,094	Fortinet Inc	Goldman Sachs	2,235	4,814	Franklin Electric Co Inc	Bank of America Merrill Lynch	913	7,554	FS Bancorp Inc	Bank of America Merrill Lynch	906
3,683	Fortinet Inc	HSBC	2,341	29,435	Franklin Electric Co Inc	Barclays Bank	(42,092)	28,414	FS Bancorp Inc	Barclays Bank	(3,126)
4,191	Fortinet Inc	Morgan Stanley	(3,646)	2,823	Franklin Electric Co Inc	Goldman Sachs	508	2,855	FS Bancorp Inc	Goldman Sachs	343
8,597	Fortitude Gold Corp	Barclays Bank	(1,706)	2,784	Franklin Electric Co Inc	HSBC	(2,812)	16,202	FS Bancorp Inc	HSBC	(12,152)
19,016	Fortitude Gold Corp	Morgan Stanley	(3,775)	5,590	Franklin Electric Co Inc	Morgan Stanley	(7,994)	17,285	FS Bancorp Inc	Morgan Stanley	(1,901)
(57,171)	Fortive Corp	Goldman Sachs	(21,725)	6,567	Franklin Resources Inc	Bank of America Merrill Lynch	(2,824)	532	F-star Therapeutics Inc*	Goldman Sachs	213
8,792	Fortive Corp	HSBC	10,990	8,842	Franklin Resources Inc	Barclays Bank	(4,686)	(6,059)	FTC Solar Inc	Bank of America Merrill Lynch	3,423
(3,443)	Fortive Corp	Morgan Stanley	1,274	44,956	Franklin Resources Inc	HSBC	(57,544)	(74,822)	FTC Solar Inc	Barclays Bank	40,778
6,142	Fortive Corp	Morgan Stanley	(2,273)	8,765	Franklin Resources Inc	Morgan Stanley	(4,645)	(13,195)	FTC Solar Inc	Morgan Stanley	7,191
(83,042)	Fortress Biotech Inc	Barclays Bank	(8)	(50,087)	Franklin Resources Inc Properties Corp (REIT)	Bank of America Merrill Lynch	(250)	(663)	FTI Consulting Inc	Bank of America Merrill Lynch	(9,236)
(4,679)	Fortune Brands Innovations Inc	Bank of America Merrill Lynch	23,208	(42,859)	Franklin Street Properties Corp (REIT)	Barclays Bank	3,643	(2,112)	FTI Consulting Inc	Barclays Bank	(10,771)
(63,478)	Fortune Brands Innovations Inc	Barclays Bank	243,121	(82,517)	Franklin Street Properties Corp (REIT)	Goldman Sachs	(214)	(2,844)	FTI Consulting Inc	Goldman Sachs	(27,240)
(21,170)	Fortune Brands Innovations Inc	Goldman Sachs	105,003	(31,785)	Freepoint-McMoRan Inc	Bank of America Merrill Lynch	(250)	(308)	FTI Consulting Inc	HSBC	554
(23,213)	Fortune Brands Innovations Inc	HSBC	119,315	6,351	Freepoint-McMoRan Inc	Goldman Sachs	(14,807)	(464)	FTI Consulting Inc	Morgan Stanley	(2,366)
4,488	Forum Energy Technologies Inc	Bank of America Merrill Lynch	(718)	2,285	Freepoint-McMoRan Inc	HSBC	(5,101)	30,796	fuboTV Inc	Barclays Bank	(7,545)
1,465	Forum Energy Technologies Inc	Barclays Bank	(3,531)	(11,542)	FreightCar America Inc	Bank of America Merrill Lynch	1,847	12,998	fuboTV Inc	Morgan Stanley	(3,185)
3,123	Forum Energy Technologies Inc	Goldman Sachs	(500)	10,595	Fresh Del Monte Produce Inc	Barclays Bank	(2,330)	(94,246)	FuelCell Energy Inc	Bank of America Merrill Lynch	26,860
2,467	Forum Energy Technologies Inc	Morgan Stanley	(5,945)	3,887	Fresh Del Monte Produce Inc	Goldman Sachs	(844)	(169,657)	FuelCell Energy Inc	HSBC	44,959
(6,389)	Forward Air Corp	Barclays Bank	12,970	19,508	Fresh Del Monte Produce Inc	HSBC	(22,434)	(19,546)	Fulcrum Therapeutics Inc	Bank of America Merrill Lynch	16,028
(2,126)	Forward Air Corp	Goldman Sachs	617	824	Fresh Del Monte Produce Inc	Morgan Stanley	(179)	(9,336)	Fulcrum Therapeutics Inc	Barclays Bank	2,334
(6,502)	Forward Air Corp	HSBC	2,601	(4,051)	Freshpet Inc	Bank of America Merrill Lynch	31,558	(19,049)	Fulcrum Therapeutics Inc	HSBC	4,953
(1,765)	Forward Air Corp	Morgan Stanley	3,583	(4,668)	Freshpet Inc	Barclays Bank	20,446	10,420	Fulgent Genetics Inc	Bank of America Merrill Lynch	29,280
15,470	Fossil Group Inc	Bank of America Merrill Lynch	(851)	(3,937)	Freshpet Inc	Goldman Sachs	30,669	1,877	Fulgent Genetics Inc	Barclays Bank	(1,558)
4,038	Fossil Group Inc	Barclays Bank	(20)	(1,702)	Freshpet Inc	HSBC	10,076	831	Fulgent Genetics Inc	HSBC	5,127
26,538	Fossil Group Inc	Goldman Sachs	(1,460)	(544)	Freshpet Inc	Morgan Stanley	2,383	(12,242)	Full House Resorts Inc	Bank of America Merrill Lynch	(4,530)
13,964	Fossil Group Inc	Morgan Stanley	(70)	(23,392)	Freshworks Inc 'A'	Bank of America Merrill Lynch	(8,535)	(11,834)	Full House Resorts Inc	Barclays Bank	7,100
(2,242)	Four Corners Property Trust Inc (REIT)	Bank of America Merrill Lynch	807	(1,702)	Freshworks Inc 'A'	HSBC	10,076	(43,504)	Full House Resorts Inc	Goldman Sachs	(16,096)
(44,182)	Four Corners Property Trust Inc (REIT)	Barclays Bank	11,046	(544)	Freshworks Inc 'A'	Morgan Stanley	2,383	(15,575)	Full House Resorts Inc	HSBC	(14,173)
(21,594)	Four Corners Property Trust Inc (REIT)	Goldman Sachs	7,774	(29,952)	Freshworks Inc 'A'	Bank of America Merrill Lynch	(8,535)	(2,622)	Full House Resorts Inc	Morgan Stanley	1,573
(14,991)	Four Corners Property Trust Inc (REIT)	Morgan Stanley	3,748	(27,461)	Freshworks Inc 'A'	Barclays Bank	1,537	72,281	Fulton Financial Corp	HSBC	76,618
9,101	Fox Corp 'A'	Bank of America Merrill Lynch	3,185	(28,892)	Freshworks Inc 'A'	HSBC	(15,859)	(15,356)	Funko Inc 'A'	Barclays Bank	4,300
60,890	Fox Corp 'A'	Barclays Bank	3,045		Freshworks Inc 'A'	Morgan Stanley	13,823	(24,506)	Funko Inc 'A'	Goldman Sachs	(18,134)

ブラックロック・ストラテジック・ファンズ ブラックロック・アメリカズ・ダイバーシファイド・エクイティ・アブソルート・リターン・ファンド

保有高	銘柄	取引相手	未実現評価増益/(損) (米ドル)	保有高	銘柄	取引相手	未実現評価増益/(損) (米ドル)	保有高	銘柄	取引相手	未実現評価増益/(損) (米ドル)
(1,816)	FutureFuel Corp	Bank of America Merrill Lynch	662	6,780	GATX Corp	Morgan Stanley	43,577	12,583	Genpact Ltd	Barclays Bank	(16,861)
(32,625)	FutureFuel Corp	Barclays Bank	17,617	60,936	GCM Grosvenor Inc 'A'	Morgan Stanley	(16,453)	9,077	Genpact Ltd	Goldman Sachs	(2,814)
(5,626)	FutureFuel Corp	Goldman Sachs	1,407	39,501	GCM Grosvenor Inc 'A'	Goldman Sachs	(790)	3,434	Genpact Ltd	HSBC	(8,708)
(11,408)	FVCBankcorp Inc	Bank of America Merrill Lynch	(16,142)	42,901	GCM Grosvenor Inc 'A'	HSBC	(35,608)	10,338	Genpact Ltd	Morgan Stanley	(13,853)
(20,151)	FVCBankcorp Inc	Barclays Bank	(4,534)	5,700	GCM Grosvenor Inc 'A'	Morgan Stanley	(1,539)	(28,117)	Gentex Corp	Barclays Bank	46,393
(2,003)	FVCBankcorp Inc	Goldman Sachs	(2,834)	(35,506)	GE Healthcare Inc	Barclays Bank	2,486	(28,877)	Gentex Corp	Goldman Sachs	63,818
(35,818)	FVCBankcorp Inc	HSBC	(59,279)	(6,522)	GE Healthcare Inc	Goldman Sachs	(26,610)	(45,716)	Gentex Corp	HSBC	122,519
6,302	G1 Therapeutics Inc	Barclays Bank	(1,512)	(571)	GE Healthcare Inc	HSBC	234	348	Gentherm Inc	Bank of America Merrill Lynch	(856)
2,368	Gaia Inc	Bank of America Merrill Lynch	(995)	1,670	Gen Digital Inc	Bank of America Merrill Lynch	3,285	6,533	Gentherm Inc	Barclays Bank	(26,001)
18,639	Gaia Inc	Goldman Sachs	(7,828)	12,895	Gen Digital Inc	Barclays Bank	4,836	500	Gentherm Inc	Goldman Sachs	(1,259)
712	Gaia Inc	HSBC	(342)	3,696	Gen Digital Inc	HSBC	4,475	406	Gentherm Inc	HSBC	(1,270)
1,444	Gaia Inc	Morgan Stanley	(202)	5,745	Gen Digital Inc	Morgan Stanley	2,154	4,008	Gentherm Inc	Morgan Stanley	(15,952)
5,836	Gambling.com Group Ltd	Bank of America Merrill Lynch	1,459	(60,317)	Genasys Inc	Bank of America Merrill Lynch	(6,635)	(16,756)	Genworth	HSBC	(4,357)
11,609	Gambling.com Group Ltd	Barclays Bank	—	(16,015)	Genasys Inc	Barclays Bank	5,605	(4,195)	Genworth	Morgan Stanley	—
6,987	Gambling.com Group Ltd	Goldman Sachs	1,747	(6,728)	Genasys Inc	Goldman Sachs	(740)	(7,591)	Genworth	Financial Inc 'A'	—
11,928	Gambling.com Group Ltd	HSBC	1,670	(18,950)	Genasys Inc	HSBC	3,601	(7,107)	GEO Group Inc	Barclays Bank	7,136
7,770	Gambling.com Group Ltd	Morgan Stanley	—	(5,637)	Genasys Inc	Morgan Stanley	1,973	(10,773)	Geospace	Bank of America	284
(1,311)	GameStop Corp 'A'	Bank of America Merrill Lynch	(3,972)	(13,807)	Genco Shipping & Trading Ltd	Goldman Sachs	18,225	(16,314)	Technologies Corp	Merrill Lynch	431
(16,109)	GameStop Corp 'A'	Barclays Bank	(7,088)	(13,665)	Genco Shipping & Trading Ltd	HSBC	18,721	(16,314)	Technologies Corp	Barclays Bank	653
(4,463)	Gaming and Leisure Properties Inc (REIT)	Bank of America Merrill Lynch	5,735	8,103	Gencor Industries Inc	Barclays Bank	(2,147)	(7,864)	Technologies Corp	Goldman Sachs	315
(25,953)	Gaming and Leisure Properties Inc (REIT)	Barclays Bank	26,862	15,818	Gencor Industries Inc	Goldman Sachs	(14,790)	(19,395)	Technologies Corp	Morgan Stanley	—
(31,819)	Gaming and Leisure Properties Inc (REIT)	Goldman Sachs	40,887	4,148	Gencor Industries Inc	HSBC	62	(15,485)	German American Bancorp Inc	Barclays Bank	(4,655)
(11,726)	Gaming and Leisure Properties Inc (REIT)	HSBC	46,259	(844)	Generac Holdings Inc	Bank of America Merrill Lynch	821	(17,807)	German American Bancorp Inc	Goldman Sachs	(20,905)
(11,575)	Gaming and Leisure Properties Inc (REIT)	Morgan Stanley	11,980	(2,061)	Generac Holdings Inc	Barclays Bank	14,262	(171,005)	German American Bancorp Inc	HSBC	(13,889)
(6,059)	GAN Ltd	Barclays Bank	848	(461)	Generac Holdings Inc	Goldman Sachs	2,286	(6,419)	Gevo Inc	Barclays Bank	(33,346)
(22,888)	GAN Ltd	Goldman Sachs	458	(5,357)	Generac Holdings Inc	HSBC	(4,768)	(11,220)	Gevo Inc	Goldman Sachs	(2,311)
(37,494)	Gannett Co Inc	Goldman Sachs	(7,124)	(3,015)	Generac Holdings Inc	Morgan Stanley	20,864	(22,352)	Gevo Inc	HSBC	2,969
(45,214)	Gannett Co Inc	HSBC	(12,660)	650	Generac Holdings Inc	Morgan Stanley	(4,498)	(28,120)	Gevo Inc	HSBC	(2,390)
92,712	Gap Inc	Bank of America Merrill Lynch	22,095	(4,238)	General Electric Co	Barclays Bank	16,232	(67,099)	Gevo Inc	Morgan Stanley	(3,690)
94,900	Gap Inc	Barclays Bank	18,980	(843)	General Electric Co	Goldman Sachs	1,079	9,964	Gibraltar Industries Inc	Bank of America Merrill Lynch	(14,547)
13,113	Gap Inc	Goldman Sachs	2,885	(2,003)	General Electric Co	HSBC	401	13,943	Gibraltar Industries Inc	Barclays Bank	(45,315)
24,906	Gap Inc	HSBC	(7,472)	(1,787)	General Electric Co	Morgan Stanley	6,844	6,358	Gibraltar Industries Inc	Goldman Sachs	(9,283)
37,886	Gap Inc	Morgan Stanley	7,577	9,752	General Mills Inc	Bank of America Merrill Lynch	(56,831)	6,506	Gibraltar Industries Inc	HSBC	1,822
3,339	Garmin Ltd	Bank of America Merrill Lynch	4,541	19,578	General Mills Inc	Barclays Bank	(43,532)	7,673	Gibraltar Industries Inc	Morgan Stanley	(24,937)
22,818	Garmin Ltd	Goldman Sachs	31,032	14,933	General Mills Inc	HSBC	(96,339)	(14,655)	G-III Apparel Group Ltd	Barclays Bank	7,621
3,655	Garmin Ltd	HSBC	5,921	23,187	General Mills Inc	Morgan Stanley	(53,099)	(7,662)	G-III Apparel Group Ltd	Goldman Sachs	3,295
12,070	Garmin Ltd	Morgan Stanley	4,345	16,743	General Motors Co	Bank of America Merrill Lynch	4,018	(14,217)	G-III Apparel Group Ltd	HSBC	(427)
3,991	Gartner Inc	Barclays Bank	51,723	28,505	General Motors Co	Barclays Bank	(7,126)	6,442	Gilead Sciences Inc	Bank of America	(11,724)
4,344	Gartner Inc	HSBC	174,541	(7,658)	General Motors Co	Barclays Bank	1,915	(2,348)	Gilead Sciences Inc	Bank of America Merrill Lynch	4,273
3,148	Gates Industrial Corp Plc	Bank of America Merrill Lynch	532	35,069	General Motors Co	Goldman Sachs	8,417	1,689	Gilead Sciences Inc	Barclays Bank	(3,479)
(60,437)	Gates Industrial Corp Plc	Barclays Bank	8,461	25,318	General Motors Co	HSBC	(26,584)	1,235	Gilead Sciences Inc	Goldman Sachs	(2,248)
(53,568)	Gates Industrial Corp Plc	Goldman Sachs	104,458	17,037	General Motors Co	Morgan Stanley	(4,259)	2,174	Gilead Sciences Inc	HSBC	(4,413)
2,766	Gates Industrial Corp Plc	Goldman Sachs	799	(2,004)	General Motors Co	Morgan Stanley	501	6,237	Gilead Sciences Inc	Morgan Stanley	(12,848)
(23,361)	Gates Industrial Corp Plc	HSBC	53,497	5,718	Generation Bio Co	Barclays Bank	(2,402)	111,103	Ginkgo Bioworks Holdings Inc	Bank of America	37,775
3,423	Gates Industrial Corp Plc	Morgan Stanley	578	8,880	Generation Bio Co	Goldman Sachs	(8,170)	96,403	Ginkgo Bioworks Holdings Inc	Barclays Bank	14,460
(22,498)	Gatos Silver Inc	Barclays Bank	12,374	8,911	Generation Bio Co	Morgan Stanley	(3,743)	142,827	Ginkgo Bioworks Holdings Inc	Goldman Sachs	48,561
(23,955)	Gatos Silver Inc	HSBC	38,807	464	Genesco Inc	Bank of America Merrill Lynch	(4,881)	149,308	Ginkgo Bioworks Holdings Inc	HSBC	43,299
1,242	GATX Corp	Bank of America Merrill Lynch	10,368	2,430	Genesco Inc	Barclays Bank	(23,425)	—	—	—	—
13,800	GATX Corp	Barclays Bank	91,908	1,961	Genesco Inc	Goldman Sachs	(20,630)	—	—	—	—
7,365	GATX Corp	Goldman Sachs	71,239	2,807	Genesco Inc	HSBC	(32,028)	—	—	—	—
7,233	GATX Corp	HSBC	58,555	566	Genesco Inc	Morgan Stanley	(5,456)	—	—	—	—
				(2,562)	Genie Energy Ltd 'B'	Bank of America Merrill Lynch	5,098	—	—	—	—
				(18,827)	Genie Energy Ltd 'B'	Goldman Sachs	37,466	—	—	—	—
					Genpact Ltd	Bank of America Merrill Lynch	(5,364)	—	—	—	—

ブラックロック・ストラテジック・ファンズ ブラックロック・アメリカズ・ダイバーシファイド・エクイティ・アブソルート・リターン・ファンド

保有高	銘柄	取引相手	未実現評価増益/(損) (米ドル)	保有高	銘柄	取引相手	未実現評価増益/(損) (米ドル)	保有高	銘柄	取引相手	未実現評価増益/(損) (米ドル)
91,722	Ginkgo Bioworks Holdings Inc	Morgan Stanley	13,758	(41,975)	GlycoMimetics Inc	HSBC	(11,753)	41,679	Graco Inc	Morgan Stanley	(117,118)
(2,177)	Gitlab Inc 'A'	Bank of America	(11,625)	(7,286)	GMS Inc	Barclays Bank	(1,967)	(10,915)	GrafTech International Ltd	Bank of America	—
(4,000)	Gitlab Inc 'A'	Barclays Bank	(5,760)	(8,287)	GMS Inc	Morgan Stanley	(2,237)	(40,129)	GrafTech International Ltd	Barclays Bank	8,428
(3,581)	Gitlab Inc 'A'	HSBC	(20,949)	3,580	GoDaddy Inc 'A'	Bank of America	3,141	(37,582)	GrafTech International Ltd	Goldman Sachs	—
(19,516)	Glacier Bancorp Inc	Barclays Bank	20,492	5,854	GoDaddy Inc 'A'	Barclays Bank	1,862	(104,688)	GrafTech International Ltd	HSBC	(13,304)
(83,578)	Gladstone Commercial Corp (REIT)	Barclays Bank	7,522	4,643	GoDaddy Inc 'A'	Goldman Sachs	5,313	(53,184)	GrafTech International Ltd	Morgan Stanley	8,836
(57,793)	Gladstone Commercial Corp (REIT)	Goldman Sachs	(17,338)	17,011	GoDaddy Inc 'A'	HSBC	48,215	(5,986)	Graham Corp	Bank of America	120
(13,475)	Gladstone Commercial Corp (REIT)	HSBC	(674)	7,964	GoDaddy Inc 'A'	Morgan Stanley	2,150	(7,047)	Graham Corp	Merrill Lynch	—
19,764	Gladstone Land Corp (REIT)	Bank of America	6,917	(1,942)	Gogo Inc	Bank of America	(150)	(137)	Graham Holdings Co 'B'	Barclays Bank	3,664
12,516	Gladstone Land Corp (REIT)	Merrill Lynch	4,130	(7,847)	Gogo Inc	Barclays Bank	(2,647)	(450)	Graham Holdings Co 'B'	Bank of America	2,716
7,268	Gladstone Land Corp (REIT)	Goldman Sachs	2,544	(13,563)	Gogo Inc	HSBC	(39,333)	(998)	Graham Holdings Co 'B'	Merrill Lynch	—
5,424	Gladstone Land Corp (REIT)	HSBC	(271)	(14,901)	Gogo Inc	Morgan Stanley	(5,513)	(2,356)	Graham Holdings Co 'B'	Barclays Bank	10,586
2,640	Gladstone Land Corp (REIT)	Morgan Stanley	871	3,646	GoHealth Inc 'A'	Barclays Bank	(6,800)	(2,356)	Graham Holdings Co 'B'	Goldman Sachs	11,262
(43,574)	Glatfelter Corp	Barclays Bank	32,245	4,394	GoHealth Inc 'A'	Goldman Sachs	15,752	(293)	Graham Holdings Co 'B'	Morgan Stanley	37,711
(19,440)	Glatfelter Corp	Goldman Sachs	11,275	4,261	GoHealth Inc 'A'	HSBC	21,284	(24,978)	Grand Canyon Education Inc	Barclays Bank	6,893
(1,310)	Glaukos Corp	HSBC	(9,183)	1,935	GoHealth Inc 'A'	Morgan Stanley	(3,609)	(12,570)	Granite Construction Inc	Bank of America	11,942
8,210	Global Industrial Co	Bank of America	10,837	(13,082)	Golar LNG Ltd	Bank of America	20,539	(10,148)	Granite Construction Inc	Merrill Lynch	5,886
1,504	Global Industrial Co	Merrill Lynch	(75)	(11,936)	Golar LNG Ltd	Barclays Bank	14,323	(20,537)	Granite Construction Inc	Barclays Bank	5,886
2,088	Global Industrial Co	Barclays Bank	(75)	(1,054)	Golar LNG Ltd	Goldman Sachs	1,655	(11,238)	Granite Construction Inc	Goldman Sachs	19,510
23,862	Global Industrial Co	Goldman Sachs	2,756	(19,999)	Golar LNG Ltd	HSBC	15,399	(4,898)	Granite Construction Inc	HSBC	(8,878)
16,767	Global Industrial Co	HSBC	40,327	(2,762)	Golar LNG Ltd	Morgan Stanley	3,314	(4,898)	Granite Construction Inc	Morgan Stanley	2,841
(15,125)	Global Medical Inc (REIT)	Morgan Stanley	(838)	25,768	Gold Resource Corp	Barclays Bank	(2,061)	(25,713)	Granite Point Mortgage Trust Inc (REIT)	Goldman Sachs	(12,085)
(43,081)	Global Medical Inc (REIT)	Bank of America	2,996	43,646	Gold Resource Corp	Goldman Sachs	(3,928)	(5,194)	Granite Ridge Resources Inc	Barclays Bank	1,411
(56,600)	Global Medical Inc (REIT)	Merrill Lynch	13,018	21,223	Gold Resource Corp	HSBC	(3,820)	2,202	Graphic Packaging Holding Co	Bank of America	(3,898)
(59,852)	Global Medical Inc (REIT)	HSBC	17,956	64,232	Gold Resource Corp	Morgan Stanley	(5,139)	(8,433)	Graphic Packaging Holding Co	Merrill Lynch	13,408
(34,665)	Global Medical Inc (REIT)	Morgan Stanley	347	6,082	Golden Entertainment Inc	Barclays Bank	(2,372)	1,012	Graphic Packaging Holding Co	Barclays Bank	—
1,530	Global Payments Inc	Bank of America	(3,534)	2,328	Golden Ocean Group Ltd	Bank of America	(3,422)	(11,322)	Graphic Packaging Holding Co	Goldman Sachs	(1,791)
3,192	Global Payments Inc	Merrill Lynch	2,996	22,881	Golden Ocean Group Ltd	HSBC	(35,694)	40,667	Graphic Packaging Holding Co	HSBC	(76,047)
2,272	Global Payments Inc	Barclays Bank	(20,429)	10,105	Golden Ocean Group Ltd	Morgan Stanley	(6,269)	(1,041)	Graphic Packaging Holding Co	HSBC	1,947
4,626	Global Payments Inc	HSBC	(10,177)	(1,030)	Golden Sachs Group Inc	Bank of America	(2,441)	3,716	Gray Television Inc	Bank of America	(1,375)
12,798	Global Water Resources Inc	Barclays Bank	(4,479)	(2,304)	Goldman Sachs Group Inc	Barclays Bank	733	17,969	Gray Television Inc	Merrill Lynch	—
25,004	Global Water Resources Inc	Morgan Stanley	(4,979)	(4,023)	Goldman Sachs Group Inc	HSBC	12,564	34,620	Gray Television Inc	Barclays Bank	(12,399)
14,225	Global Water Resources Inc	Barclays Bank	(6,573)	(2,384)	Goldman Sachs Group Inc	Morgan Stanley	1,144	2,861	Gray Television Inc	Goldman Sachs	(12,809)
(3,015)	GLOBALFOUNDRIES Inc	Morgan Stanley	(2,184)	(12,167)	Goodyear Tire & Rubber Co	Barclays Bank	3,042	38,208	Gray Television Inc	HSBC	9
(1,002)	GLOBALFOUNDRIES Inc	Barclays Bank	(6,573)	(19,018)	Goodyear Tire & Rubber Co	Goldman Sachs	20,730	(43,738)	Great Lakes Dredge & Dock Corp	Morgan Stanley	(26,364)
(62,626)	Globalstar Inc	Barclays Bank	1,879	3,862	Goodyear Tire & Rubber Co	Goldman Sachs	(4,210)	(5,300)	Great Lakes Dredge & Dock Corp	Barclays Bank	37,177
(119,380)	Globalstar Inc	Goldman Sachs	(13,132)	(8,670)	Goodyear Tire & Rubber Co	HSBC	(20,895)	(5,300)	Green Brick Partners Inc	Goldman Sachs	(3,551)
122	Globant SA	Barclays Bank	1,324	(4,058)	Goosehead Insurance Inc 'A'	Barclays Bank	10,348	(4,895)	Green Brick Partners Inc	Barclays Bank	17,132
2,034	Globant SA	Morgan Stanley	22,069	2,582	Goosehead Insurance Inc 'A'	Barclays Bank	(6,584)	(4,315)	Green Brick Partners Inc	Goldman Sachs	9,666
3,611	Globe Life Inc	Bank of America	(12,068)	(617)	Goosehead Insurance Inc 'A'	Goldman Sachs	1,530	(1,522)	Green Plains Inc	Morgan Stanley	2,104
(5,242)	Globe Life Inc	Merrill Lynch	—	13,125	GoPro Inc 'A'	Bank of America	2,231	(8,127)	Greenbrier Cos Inc	Barclays Bank	4,728
357	Globe Life Inc	Barclays Bank	21,859	56,901	GoPro Inc 'A'	Merrill Lynch	2,231	(7,441)	Greenbrier Cos Inc	Goldman Sachs	(5,506)
(7,062)	Globe Life Inc	Barclays Bank	(1,489)	45,525	GoPro Inc 'A'	Barclays Bank	(569)	(3,582)	Greenbrier Cos Inc	HSBC	(1,053)
3,104	Globe Life Inc	Goldman Sachs	23,799	13,656	GoPro Inc 'A'	Goldman Sachs	7,739	(3,291)	Greenbrier Cos Inc	Morgan Stanley	1,964
3,625	Globe Life Inc	HSBC	(12,664)	6,714	GoPro Inc 'A'	HSBC	(1,639)	(4,794)	Greene County Bancorp Inc	Bank of America	(38,448)
(894)	Globus Medical Inc 'A'	Morgan Stanley	(15,116)	(7,884)	Gorman-Rupp Co	Morgan Stanley	(67)	(1,856)	Greene County Bancorp Inc	Merrill Lynch	—
(2,291)	Globus Medical Inc 'A'	Bank of America	2,345	(9,758)	Gorman-Rupp Co	Goldman Sachs	4,684	(350)	Greene County Bancorp Inc	Barclays Bank	(8,500)
10,414	Globus Medical Inc 'A'	Merrill Lynch	—	(26)	Gorman-Rupp Co	Morgan Stanley	44	(176)	Greene County Bancorp Inc	HSBC	(1,570)
(8,222)	GlycoMimetics Inc	Morgan Stanley	10,951	(26,234)	Gossamer Bio Inc	Goldman Sachs	(1,574)	(350)	Greene County Bancorp Inc	Goldman Sachs	(2,807)
		Morgan Stanley	(49,779)	(131,095)	Gossamer Bio Inc	Morgan Stanley	27,530				
		Bank of America	2,631	14,181	Graco Inc	Bank of America	(14,039)				
		Merrill Lynch	—	21,978	Graco Inc	Merrill Lynch	—				
			—	21,370	Graco Inc	Barclays Bank	(61,278)				
			—		Graco Inc	HSBC	(46,159)				

ブラックロック・ストラテジック・ファンズ ブラックロック・アメリカズ・ダイバーシファイド・エクイティ・アブソルート・リターン・ファンド

保有高	銘柄	取引相手	未実現評価増/減 (米ドル)	保有高	銘柄	取引相手	未実現評価増/減 (米ドル)	保有高	銘柄	取引相手	未実現評価増/減 (米ドル)
11,008	Greenhill & Co Inc	Bank of America Merrill Lynch	84,101	26,954	Guardant Health Inc	HSBC	149,325	150	Hallmark Financial Services Inc	Goldman Sachs	87
2,168	Greenhill & Co Inc	Barclays Bank	(347)	15,919	Guardant Health Inc	Morgan Stanley	(27,540)	2,360	Hallmark Financial Services Inc	Morgan Stanley	(142)
5,518	Greenhill & Co Inc	Goldman Sachs	42,158	(20,277)	Guess? Inc	Morgan Stanley	(29,807)	5,249	Halozyme Therapeutics Inc	Bank of America	(6,784)
3,375	Greenhill & Co Inc	Morgan Stanley	(540)	2,169	Guidewire Software Inc	Bank of America Merrill Lynch	5,249	21,546	Halozyme Therapeutics Inc	Bank of America Merrill Lynch	(6,784)
(108,315)	Greenlight Capital Re Ltd 'A'	Barclays Bank	30,328	6,602	Guidewire Software Inc	Goldman Sachs	15,977	31,506	Halozyme Therapeutics Inc	Barclays Bank	(75,300)
(58,246)	Greenlight Capital Re Ltd 'A'	HSBC	30,870	8,880	Guidewire Software Inc	HSBC	43,778	7,227	Halozyme Therapeutics Inc	Goldman Sachs	(9,323)
7,904	Greif Inc 'A'	Barclays Bank	(24,740)	16,346	Guidewire Software Inc	Morgan Stanley	14,875	7,589	Halozyme Therapeutics Inc	HSBC	17,682
3,266	Greif Inc 'A'	Goldman Sachs	(11,594)	(32,922)	Gulf Island Fabrication Inc	Goldman Sachs	11,852	8,274	Halozyme Therapeutics Inc	Morgan Stanley	(19,775)
2,551	Greif Inc 'A'	HSBC	(8,848)	(16,100)	Gulf Island Fabrication Inc	Morgan Stanley	2,093	2,280	Hamilton Beach Brands Holding Co 'A'	Bank of America	(2,599)
839	Greif Inc 'A'	Morgan Stanley	(2,270)	(2,154)	Gulfport Energy Corp	Barclays Bank	2,434	5,551	Hamilton Beach Brands Holding Co 'A'	Barclays Bank	(2,831)
(2,455)	Greif Inc 'B'	Bank of America Merrill Lynch	13,723	(591)	Gulfport Energy Corp	Goldman Sachs	(1,017)	2,733	Hamilton Beach Brands Holding Co 'A'	Goldman Sachs	(3,116)
(8,851)	Greif Inc 'B'	Barclays Bank	27,792	1,195	GXO Logistics Inc	Barclays Bank	(3,985)	3,408	Hamilton Beach Brands Holding Co 'A'	HSBC	(2,863)
(1,817)	Greif Inc 'B'	Goldman Sachs	10,157	6,429	GXO Logistics Inc	HSBC	18,162	8,420	Hamilton Beach Brands Holding Co 'A'	Morgan Stanley	(4,294)
(3,909)	Greif Inc 'B'	HSBC	27,754	4,774	GXO Logistics Inc	Morgan Stanley	(15,921)	4,199	Hamilton Lane Inc 'A'	Barclays Bank	(9,658)
(2,042)	Greif Inc 'B'	Morgan Stanley	6,412	2,817	H&E Equipment Services Inc	Bank of America Merrill Lynch	1,146	3,830	Hamilton Lane Inc 'A'	Goldman Sachs	3,294
7,002	Grid Dynamics Holdings Inc	Bank of America Merrill Lynch	5,742	9,900	H&E Equipment Services Inc	Barclays Bank	(14,895)	14,932	Hamilton Lane Inc 'A'	HSBC	1,045
7,598	Grid Dynamics Holdings Inc	Barclays Bank	2,431	8,377	H&E Equipment Services Inc	Goldman Sachs	8,042	2,973	Hamilton Lane Inc 'A'	Morgan Stanley	(6,838)
10,518	Grid Dynamics Holdings Inc	Morgan Stanley	3,366	4,037	H&E Equipment Services Inc	HSBC	8,922	35,218	Hancock Whitney Corp	Barclays Bank	8,805
(1,704)	Griffon Corp	Barclays Bank	733	3,967	H&E Equipment Services Inc	Morgan Stanley	(4,938)	5,790	Hancock Whitney Corp	Goldman Sachs	21,076
(7,496)	Griffon Corp	Goldman Sachs	(4,797)	(16,734)	H&R Block Inc	Barclays Bank	(17,236)	22,998	Hancock Whitney Corp	HSBC	80,953
(4,318)	Griffon Corp	HSBC	(8,031)	(7,483)	H&R Block Inc	Goldman Sachs	7,109	10,362	Hancock Whitney Corp	Morgan Stanley	2,591
(2,692)	Griffon Corp	Morgan Stanley	733	(5,206)	H&R Block Inc	HSBC	8,379	(56,716)	Hanesbrands Inc	Bank of America Merrill Lynch	(1,701)
21,161	Griststone bio Inc	Barclays Bank	(2,539)	(2,064)	H&R Block Inc	Morgan Stanley	(2,126)	23,399	Hanesbrands Inc	Bank of America Merrill Lynch	702
10,418	Griststone bio Inc	Goldman Sachs	(2,344)	14,413	Hackett Group Inc	Goldman Sachs	8,215	(60,664)	Hanesbrands Inc	Barclays Bank	5,460
1,803	Griststone bio Inc	HSBC	(1,082)	17,212	Hackett Group Inc	HSBC	14,974	32,698	Hanesbrands Inc	Barclays Bank	(2,943)
(342)	Grocery Outlet Holding Corp	Bank of America Merrill Lynch	694	315	Haemonetics Corp	Bank of America Merrill Lynch	(1,783)	(63,648)	Hanesbrands Inc	Goldman Sachs	(1,909)
(14,866)	Grocery Outlet Holding Corp	Barclays Bank	20,069	3,878	Haemonetics Corp	Barclays Bank	116	7,843	Hanesbrands Inc	Goldman Sachs	235
(14,674)	Grocery Outlet Holding Corp	Goldman Sachs	29,788	(2,697)	Haemonetics Corp	HSBC	(4,531)	(91,003)	Hanesbrands Inc	HSBC	22,751
(6,402)	Grocery Outlet Holding Corp	Morgan Stanley	8,643	1,722	Haemonetics Corp	Morgan Stanley	52	20,260	Hanesbrands Inc	HSBC	(5,065)
1,248	Group 1 Automotive Inc	Bank of America Merrill Lynch	4,930	3,391	Hagerty Inc 'A'	Bank of America Merrill Lynch	(1,628)	(15,215)	Hanesbrands Inc	Morgan Stanley	1,369
2,947	Group 1 Automotive Inc	Barclays Bank	11,641	1,980	Hagerty Inc 'A'	Barclays Bank	(356)	12,525	Hanesbrands Inc	Morgan Stanley	(1,127)
1,986	Group 1 Automotive Inc	Goldman Sachs	7,845	9,733	Hagerty Inc 'A'	Goldman Sachs	(4,684)	(5,050)	Hannon Armstrong Sustainable Infrastructure Capital Inc (REIT)	Barclays Bank	18,584
1,355	Group 1 Automotive Inc	HSBC	5,732	6,719	Hagerty Inc 'A'	HSBC	(3,227)	(3,633)	Hannon Armstrong Sustainable Infrastructure Capital Inc (REIT)	Goldman Sachs	10,899
806	Group 1 Automotive Inc	Morgan Stanley	3,184	(5,267)	Hain Celestial Group Inc	Barclays Bank	6,373	750	Hannover Insurance Group Inc	Bank of America Merrill Lynch	(3,954)
(31,876)	Groupon Inc	Barclays Bank	(17,851)	10,504	Hain Celestial Group Inc	HSBC	42,524	9,606	Hannover Insurance Group Inc	Barclays Bank	(51,968)
(8,315)	Groupon Inc	Morgan Stanley	(4,656)	(8,162)	Hain Celestial Group Inc	HSBC	42,524	20,532	Hannover Insurance Group Inc	Goldman Sachs	(150,895)
(48,468)	GrowthGeneration Corp	Barclays Bank	3,877	(567)	Hall of Fame Resort & Entertainment Co	Goldman Sachs	164	6,892	Hannover Insurance Group Inc	HSBC	(50,587)
(1,419)	GSI Technology Inc	Barclays Bank	284	(1,341)	Hall of Fame Resort & Entertainment Co	HSBC	523	1,731	Hannover Insurance Group Inc	Morgan Stanley	(9,364)
(36,279)	GSI Technology Inc	Goldman Sachs	(10,884)	(7,354)	Hallador Energy Co	Bank of America Merrill Lynch	11,546	25,902	HarborOne Bancorp Inc	Barclays Bank	(3,108)
27,917	GTX Inc*	Bank of America Merrill Lynch	28,615	(8,109)	Hallador Energy Co	Barclays Bank	6,812	20,389	HarborOne Bancorp Inc	Goldman Sachs	8,767
7,571	GTX Inc*	Goldman Sachs	7,753	(4,826)	Hallador Energy Co	Goldman Sachs	7,577	13,423	HarborOne Bancorp Inc	HSBC	1,745
59	GTX Inc*	Morgan Stanley	60	(11,290)	Hallador Energy Co	HSBC	-	737	Harley-Davidson Inc	Bank of America Merrill Lynch	(701)
129	Guaranty Bancshares Inc	Bank of America Merrill Lynch	197	(9,371)	Hallador Energy Co	Morgan Stanley	7,872	(6,241)	Harley-Davidson Inc	Barclays Bank	5,991
11,094	Guaranty Bancshares Inc	Barclays Bank	1,109	2,994	Halliburton Co	Bank of America Merrill Lynch	(4,620)	1,453	Harley-Davidson Inc	Barclays Bank	(1,395)
6,549	Guaranty Bancshares Inc	Goldman Sachs	10,020	86,931	Halliburton Co	Barclays Bank	(103,623)	(24,409)	Harley-Davidson Inc	Goldman Sachs	36,125
3,863	Guaranty Bancshares Inc	Morgan Stanley	386	36,417	Halliburton Co	Goldman Sachs	(14,773)				
3,836	Guardant Health Inc	Bank of America Merrill Lynch	4,526	28,149	Halliburton Co	HSBC	(25,980)				
				690	Halliburton Co	Morgan Stanley	(814)				

ブラックロック・ストラテジック・ファンズ ブラックロック・アメリカズ・ダイバーシファイド・エクイティ・アプソルード・リターン・ファンド

保有高	銘柄	取引相手	未実現利益/損(額) (米ドル)	保有高	銘柄	取引相手	未実現利益/損(額) (米ドル)	保有高	銘柄	取引相手	未実現利益/損(額) (米ドル)
1,100	Harley-Davidson Inc	Goldman Sachs	(1,390)	3,232	Hawkins Inc	Bank of America	11,538	113,112	Healthpeak Properties Inc (REIT)	Barclays Bank	(20,360)
(5,653)	Harley-Davidson Inc	HSBC	23,234			Merrill Lynch					
3,081	Harley-Davidson Inc	HSBC	(3,522)	6,263	Hawkins Inc	Barclays Bank	(814)	2,080	Healthpeak Properties Inc (REIT)	Goldman Sachs	(2,122)
(14,053)	Harley-Davidson Inc	Morgan Stanley	13,491	1,041	Hawkins Inc	Goldman Sachs	3,716	23,329	Healthpeak Properties Inc (REIT)	HSBC	(30,328)
1,655	Harley-Davidson Inc	Morgan Stanley	(1,589)	1,949	Hawkins Inc	HSBC	11,187	25,811	Healthpeak Properties Inc (REIT)	Morgan Stanley	(4,646)
(11,163)	Harmonic Inc	Barclays Bank	(12,391)	2,399	Hawkins Inc	Morgan Stanley	(312)	1,722	HealthStream Inc	Bank of America	(2,127)
4,965	Harmony Biosciences Holdings Inc	Bank of America	(6,022)	(1,629)	Hawthorn Bancshares Inc	Bank of America	(16)	16,426	HealthStream Inc	Merrill Lynch	(21,682)
8,732	Harmony Biosciences Holdings Inc	Merrill Lynch	(3,580)	(529)	Hawthorn Bancshares Inc	Barclays Bank	95	2,502	HealthStream Inc	Goldman Sachs	(2,442)
9,020	Harmony Biosciences Holdings Inc	Barclays Bank	(3,580)	(393)	Hawthorn Bancshares Inc	Goldman Sachs	(4)	22,952	HealthStream Inc	HSBC	(20,257)
756	Harmony Biosciences Holdings Inc	HSBC	(274)	(4,138)	Hawthorn Bancshares Inc	Morgan Stanley	745	8,234	HealthStream Inc	Morgan Stanley	(10,869)
1,412	Harmony Biosciences Holdings Inc	Goldman Sachs	(11,816)	(373)	Haynes International Inc	Bank of America	444	(57,180)	Heartland Express Inc	Barclays Bank	572
(3,519)	Harrow Health Inc	Merrill Lynch	(7,579)	(2,158)	Haynes International Inc	Barclays Bank	4,812	(35,722)	Heartland Express Inc	Goldman Sachs	(12,145)
(3,609)	Harrow Health Inc	Morgan Stanley	11,928	(11,753)	Haynes International Inc	Goldman Sachs	13,986	(6,922)	Heartland Express Inc	HSBC	(1,523)
(22,545)	Harsco Corp	Barclays Bank	14,654	(7,272)	Haynes International Inc	HSBC	21,533	32,009	Heartland Express Inc	Bank of America	44,218
(11,910)	Harsco Corp	Goldman Sachs	8,218	(7,039)	Haynes International Inc	Morgan Stanley	15,331	47,046	Heartland Express Inc	Merrill Lynch	
(7,313)	Harsco Corp	HSBC	5,777	(29,227)	Hayward Holdings Inc	Bank of America	13,152	27,273	Heartland Express Inc	Barclays Bank	(14,690)
12,323	Hartford Financial Services Group Inc	Merrill Lynch	(25,632)	(86,118)	Hayward Holdings Inc	Barclays Bank	53,393	21,955	Heartland Express Inc	Goldman Sachs	39,000
20,658	Hartford Financial Services Group Inc	Barclays Bank	(57,635)	(68,222)	Hayward Holdings Inc	Goldman Sachs	30,700	4,557	Heartland Express Inc	HSBC	4,234
19,669	Hartford Financial Services Group Inc	Goldman Sachs	(40,912)	(69,046)	Hayward Holdings Inc	HSBC	32,452	(17,736)	Heartland Express Inc	Financial USA Inc	(1,223)
42,909	Hartford Financial Services Group Inc	HSBC	(99,151)	(20,564)	HB Fuller Co	Bank of America	18,279	4,380	Heartland Express Inc	Barclays Bank	1,774
19,744	Hartford Financial Services Group Inc	Morgan Stanley	(55,086)	(831)	HB Fuller Co	Barclays Bank	988	4,380	Heartland Express Inc	Barclays Bank	(93,820)
(11,835)	Harvard Bioscience Inc	Barclays Bank	4,261	(9,093)	HB Fuller Co	Goldman Sachs	12,083	984	Heartland Express Inc	Goldman Sachs	(21,038)
(21,059)	Harvard Bioscience Inc	Goldman Sachs	(3,580)	(3,759)	HB Fuller Co	HSBC	4,801	7,097	Heartland Express Inc	HSBC	(81,474)
(4,421)	Hasbro Inc	Bank of America	11,097	(12,099)	HB Fuller Co	Morgan Stanley	7,342	5,925	Heartland Express Inc	Bank of America	(88,698)
(10,107)	Hasbro Inc	Barclays Bank	7,176	36,794	HBT Financial Inc	Barclays Bank	(736)	11,980	Heartland Express Inc	Merrill Lynch	(196,592)
(9,045)	Hasbro Inc	Goldman Sachs	23,388	20,006	HBT Financial Inc	Goldman Sachs	12,604	10,008	Heartland Express Inc	Barclays Bank	(149,819)
(9,190)	Hasbro Inc	HSBC	(463)	13,473	HBT Financial Inc	HSBC	13,473	3,318	Heartland Express Inc	HSBC	(28,104)
(5,079)	Hasbro Inc	Morgan Stanley	3,606	15,269	HBT Financial Inc	Morgan Stanley	(305)	1,470	Heartland Express Inc	Morgan Stanley	(24,123)
(4,077)	HashiCorp Inc 'A'	Bank of America	(11,110)	1,103	HCA Healthcare Inc	Bank of America	(8,263)	(8,434)	Heartland Express Inc	Barclays Bank	1,330
(7,365)	HashiCorp Inc 'A'	Barclays Bank	(10,605)	3,017	HCA Healthcare Inc	Merrill Lynch		(8,889)	Heidrick & Struggles International Inc	Morgan Stanley	3,632
(2,558)	HashiCorp Inc 'A'	HSBC	(9,952)	1,127	HCA Healthcare Inc	Barclays Bank	(39,356)	(1,830)	Heidrick & Struggles International Inc	Barclays Bank	5,307
(1,763)	HashiCorp Inc 'A'	Morgan Stanley	(2,539)	1,127	HCA Healthcare Inc	Goldman Sachs	(8,838)	(4,707)	Heidrick & Struggles International Inc	Goldman Sachs	753
2,021	Haverty Furniture Cos Inc	Bank of America	(473)	973	HCI Group Inc	Goldman Sachs	(3,298)	(3,683)	Heidrick & Struggles International Inc	HSBC	(2,909)
3,957	Haverty Furniture Cos Inc	Barclays Bank	(1,979)	22,779	Health Catalyst Inc	Goldman Sachs	(456)	(1,923)	Helios Technologies Inc	Bank of America	9,807
9,379	Haverty Furniture Cos Inc	Goldman Sachs	(749)	1,607	Health Catalyst Inc	HSBC	535	(16,013)	Helios Technologies Inc	Merrill Lynch	
699	Haverty Furniture Cos Inc	Morgan Stanley	114	(3,733)	Healthcare Realty Trust Inc (REIT)	Bank of America	5,898	(4,527)	Helios Technologies Inc	Barclays Bank	52,523
(2,547)	Hawaiian Electric Industries Inc	Barclays Bank	1,605	(157,747)	Healthcare Realty Trust Inc (REIT)	Merrill Lynch	108,846	(4,989)	Helios Technologies Inc	Goldman Sachs	23,088
(530)	Hawaiian Electric Industries Inc	Goldman Sachs	652	(157,747)	Healthcare Realty Trust Inc (REIT)	Barclays Bank	108,846	(4,807)	Helios Technologies Inc	HSBC	(62,213)
(916)	Hawaiian Electric Industries Inc	HSBC	1,724	(157,747)	Healthcare Realty Trust Inc (REIT)	Goldman Sachs	322,519	(8,525)	Helios Technologies Inc	Morgan Stanley	15,767
(1,177)	Hawaiian Electric Industries Inc	Morgan Stanley	742	(157,747)	Healthcare Realty Trust Inc (REIT)	Merrill Lynch	108,846	8,252	Helix Energy Solutions Group Inc	Bank of America	(2,987)
4,594	Hawaiian Holdings Inc	Bank of America	3,446	(157,747)	Healthcare Realty Trust Inc (REIT)	Barclays Bank	108,846	23,029	Helix Energy Solutions Group Inc	Merrill Lynch	(7,449)
48,149	Hawaiian Holdings Inc	Barclays Bank	11,074	(157,747)	Healthcare Realty Trust Inc (REIT)	Goldman Sachs	322,519	12,587	Helix Energy Solutions Group Inc	Goldman Sachs	(3,776)
42,079	Hawaiian Holdings Inc	Goldman Sachs	30,444	(157,747)	Healthcare Realty Trust Inc (REIT)	Merrill Lynch	108,846	5,066	Helix Energy Solutions Group Inc	HSBC	(2,584)
28,885	Hawaiian Holdings Inc	HSBC	8,972	(157,747)	Healthcare Realty Trust Inc (REIT)	Goldman Sachs	322,519	24,625	Helix Energy Solutions Group Inc	Morgan Stanley	(7,743)
3,618	Hawaiian Holdings Inc	Morgan Stanley	832	(157,747)	Healthcare Realty Trust Inc (REIT)	Merrill Lynch	108,846	35,571	Helmerich & Payne Inc	Bank of America	9,604
				(157,747)	Healthcare Realty Trust Inc (REIT)	Barclays Bank	108,846	35,778	Helmerich & Payne Inc	Merrill Lynch	
				(157,747)	Healthcare Realty Trust Inc (REIT)	Goldman Sachs	108,846	33,853	Helmerich & Payne Inc	Barclays Bank	(34,347)
				(157,747)	Healthcare Realty Trust Inc (REIT)	HSBC	108,846	30,422	Helmerich & Payne Inc	Goldman Sachs	9,140
				(157,747)	Healthcare Realty Trust Inc (REIT)	Merrill Lynch	108,846		Helmerich & Payne Inc	HSBC	6,866

ブラックロック・ストラテジック・ファンズ ブラックロック・アメリカズ・ダイバーシファイド・エクイティ・アブソルート・リターン・ファンド

保有高	銘柄	取引相手	未実現評価増/減 (米ドル)	保有高	銘柄	取引相手	未実現評価増/減 (米ドル)	保有高	銘柄	取引相手	未実現評価増/減 (米ドル)
37,551	Helmerich & Payne Inc	Morgan Stanley	(36,049)	270	Hess Corp	HSBC	(1,140)	11,740	Hilton Grand Vacations Inc	HSBC	9,466
10,497	Hennessy Advisors Inc	Bank of America	3,412	(1,408)	Hess Corp	Morgan Stanley	(11,532)	584	Hilton Grand Vacations Inc	Morgan Stanley	(992)
(958)	Henry Schein Inc	Merrill Lynch	4,665	73,073	Hewlett Packard	Bank of America	14,980	(27,908)	Hilton Worldwide	Bank of America	203,043
3,833	Henry Schein Inc	Bank of America	(18,667)	339,403	Enterprise Co	Merrill Lynch		(12,157)	Holdings Inc	Merrill Lynch	
(7,733)	Henry Schein Inc	Merrill Lynch		108,776	Hewlett Packard	Barclays Bank	15,273	(8,556)	Hilton Worldwide	Barclays Bank	71,712
2,782	Henry Schein Inc	Barclays Bank	31,860	59,206	Enterprise Co	Goldman Sachs	22,299	(11,857)	Holdings Inc	Goldman Sachs	60,412
(3,076)	Henry Schein Inc	Merrill Lynch	(11,462)	173,199	Hewlett Packard	HSBC	18,058	(7,569)	Hilton Worldwide	HSBC	116,310
2,310	Henry Schein Inc	Barclays Bank	(11,462)	(6,655)	Enterprise Co	HSBC		19,784	Holdings Inc	HSBC	
(168)	Henry Schein Inc	Goldman Sachs	14,980	(1,811)	Hewlett Packard	HSBC	6,628	2,186	Hims & Hers Health Inc	HSBC	(1,327)
443	Henry Schein Inc	HSBC	1,085	(1,931)	Enterprise Co	HSBC	6,546	2,094	Hims & Hers Health Inc	Morgan Stanley	(371)
(387)	Henry Schein Inc	HSBC	(661)	(17,550)	Hexcel Corp	Morgan Stanley		(795)	Hingham Institution	Bank of America	(6,299)
(3,817)	Herbalife Ltd	Morgan Stanley	1,594	(40,450)	Hexcel Corp	HSBC	6,628	(1,537)	For Savings The	Merrill Lynch	
(1,364)	Herbalife Ltd	Bank of America	10,878	(15,773)	HF Foods Group Inc	Morgan Stanley	2,839	(811)	Hingham Institution	Barclays Bank	10,598
(9,645)	Herbalife Ltd	Merrill Lynch		(1,385)	HF Sinclair Corp	Bank of America	778	(473)	For Savings The	Goldman Sachs	(7,928)
12,628	Herc Holdings Inc	Barclays Bank	(24,103)	(2,034)	HF Sinclair Corp	Merrill Lynch		1,488	For Savings The	HSBC	(17,695)
8,547	Herc Holdings Inc	Goldman Sachs	418	(1,789)	HF Sinclair Corp	Barclays Bank	2,369	8,426	Hippo Holdings Inc	HSBC	(20,054)
435	Herc Holdings Inc	HSBC	13,630	(2,960)	HF Sinclair Corp	Goldman Sachs	3,827	(1,798)	Hippo Holdings Inc	HSBC	
8,539	Herc Holdings Inc	Morgan Stanley	(31,719)	(2,233)	Hibbett Inc	Morgan Stanley	4,107	(473)	HireQuest Inc	Bank of America	845
11,248	Herc Holdings Inc	Bank of America	578	(8,201)	Hibbett Inc	Bank of America	27,600	(2,556)	HireQuest Inc	Merrill Lynch	
2,627	Heritage Commerce Corp	Merrill Lynch		(4,483)	Hibbett Inc	Merrill Lynch		(2,556)	HireQuest Inc	Barclays Bank	2,607
128,906	Heritage Commerce Corp	Barclays Bank	(28,359)	(2,948)	Hibbett Inc	Barclays Bank	64,460	(2,432)	HireQuest Inc	HSBC	(9,777)
22,655	Heritage Commerce Corp	Goldman Sachs	4,984	(12,237)	HighPeak Energy Inc	Barclays Bank	29,736	(1,523)	HireQuest Inc	Morgan Stanley	1,553
35,186	Heritage Commerce Corp	HSBC	18,297	(862)	HighPeak Energy Inc	Morgan Stanley	2,095	(8,618)	HireRight Holdings Corp	Bank of America	(3,533)
6,871	Heritage Commerce Corp	Morgan Stanley	(1,512)	27,890	Highwoods Properties Inc (REIT)	Barclays Bank	(8,367)	(46,663)	HireRight Holdings Corp	Barclays Bank	(1,400)
38,930	Heritage Insurance Holdings Inc	Barclays Bank	(14,015)	(12,361)	Highwoods Properties Inc (REIT)	Goldman Sachs	1,112	(1,593)	HireRight Holdings Corp	Goldman Sachs	(653)
15,062	Heritage Insurance Holdings Inc	Goldman Sachs	(8,585)	6,095	Highwoods Properties Inc (REIT)	HSBC	(7,497)	(4,375)	HireRight Holdings Corp	HSBC	(1,400)
(15,409)	Heritage-Crystal Clean Inc	Barclays Bank	10,478	(7,078)	Highwoods Properties Inc (REIT)	HSBC	8,706	(3,081)	HireRight Holdings Corp	Morgan Stanley	(92)
(28,157)	Heritage-Crystal Clean Inc	Goldman Sachs	(2,534)	(1,854)	Hillenbrand Inc	Bank of America	(1,835)	13,535	HNI Corp	Barclays Bank	(7,986)
(1,576)	Heritage-Crystal Clean Inc	HSBC	(756)	(25,828)	Hillenbrand Inc	Merrill Lynch		2,018	HNI Corp	HSBC	(2,179)
36,605	Heron Therapeutics Inc	Barclays Bank	(10,432)	(15,164)	Hillenbrand Inc	Barclays Bank	16,788	6,250	HNI Corp	Morgan Stanley	(3,688)
3,702	Heron Therapeutics Inc	Goldman Sachs	(611)	(8,872)	Hillenbrand Inc	Goldman Sachs	(15,012)	(4,224)	Holley Inc	HSBC	(2,915)
12,586	Hersha Hospitality Trust 'A' (REIT)	Bank of America	(3,021)	(2,435)	Hillenbrand Inc	Goldman Sachs	(15,004)	(61,620)	Holley Inc	Morgan Stanley	19,102
19,209	Hersha Hospitality Trust 'A' (REIT)	Merrill Lynch		(5,832)	HilleVax Inc	HSBC	1,583	3,466	Hologic Inc	Bank of America	(13,344)
74,869	Hersha Hospitality Trust 'A' (REIT)	Barclays Bank	(2,113)	(11,560)	Hillman Solutions Corp	Bank of America	(1,040)	(980)	Hologic Inc	Merrill Lynch	3,773
47,476	Hersha Hospitality Trust 'A' (REIT)	HSBC	(15,667)	(13,632)	Hillman Solutions Corp	Merrill Lynch		11,914	Hologic Inc	Barclays Bank	(37,053)
13,901	Hersha Hospitality Trust 'A' (REIT)	Morgan Stanley	(1,529)	(27,999)	Hillman Solutions Corp	Barclays Bank	409	(1,058)	Hologic Inc	Barclays Bank	3,290
6,357	Hershey Co	Bank of America	(82,514)	(40,028)	Hillman Solutions Corp	Goldman Sachs	(2,520)	(1,891)	Hologic Inc	Goldman Sachs	7,280
18,797	Hershey Co	Merrill Lynch		(35,666)	Hillman Solutions Corp	HSBC	400	(2,107)	Hologic Inc	HSBC	9,650
9,079	Hershey Co	Barclays Bank	(101,504)	(6,862)	Hilltop Holdings Inc	Morgan Stanley	1,070	11,672	Hologic Inc	Morgan Stanley	(36,300)
1,402	Hershey Co	Goldman Sachs	(117,845)	(22,342)	Hilltop Holdings Inc	Bank of America	5,901	(354)	Hologic Inc	Morgan Stanley	1,101
2,124	Hershey Co	HSBC	(10,814)	(9,976)	Hilltop Holdings Inc	Merrill Lynch		(4,247)	Home Bancorp Inc	Goldman Sachs	(5,118)
(12,527)	Hertz Global Holdings Inc	Morgan Stanley	(11,470)	(16,234)	Hilltop Holdings Inc	Barclays Bank	32,843	(648)	Home Bancorp Inc	HSBC	(1,416)
(17,290)	Hertz Global Holdings Inc	Bank of America	5,205	(3,352)	Hilltop Holdings Inc	Goldman Sachs	8,579	(66,571)	Home BancShares Inc	Barclays Bank	666
(46,270)	Hertz Global Holdings Inc	Merrill Lynch		(1,453)	Hilton Grand Vacations Inc	HSBC	13,474	(109,476)	Home BancShares Inc	Goldman Sachs	(110,571)
(101,534)	Hertz Global Holdings Inc	Goldman Sachs	2,594	(10,505)	Hilton Grand Vacations Inc	Morgan Stanley	4,927	(4,829)	Home BancShares Inc	HSBC	(5,505)
468	Hess Corp	HSBC	31,926	(22,481)	Hilton Grand Vacations Inc	Bank of America	(2,761)	(2,386)	Home Depot Inc	Barclays Bank	12,391
1,363	Hess Corp	Morgan Stanley	82,243	(10,505)	Hilton Grand Vacations Inc	Merrill Lynch		(1,464)	Home Depot Inc	HSBC	5,214
1,553	Hess Corp	Bank of America	(2,489)	22,481	Hilton Grand Vacations Inc	Barclays Bank	19,854	(4,320)	HomeStreet Inc	Bank of America	4,147
		Merrill Lynch		2,880	Hilton Grand Vacations Inc	Barclays Bank	(42,489)	(26,209)	HomeStreet Inc	Merrill Lynch	
		Barclays Bank	(11,163)	(6,570)	Hilton Grand Vacations Inc	Goldman Sachs	5,472	(11,994)	HomeStreet Inc	Barclays Bank	32,761
		Goldman Sachs	(11,403)			Goldman Sachs	(12,483)		HomeStreet Inc	Goldman Sachs	11,514

ブラックロック・ストラテジック・ファンズ ブラックロック・アメリカズ・ダイバーシファイド・エクイティ・アブソルート・リターン・ファンド

保有高	銘柄	取引相手	未実現評価増益/(損) (米ドル)	保有高	銘柄	取引相手	未実現評価増益/(損) (米ドル)	保有高	銘柄	取引相手	未実現評価増益/(損) (米ドル)
(9,524)	HomeStreet Inc	HSBC	7,905	(4,747)	Host Hotels & Resorts Inc (REIT)	Morgan Stanley	3,916	5,717	Humacyte Inc	Morgan Stanley	(4,116)
(3,881)	HomeStreet Inc	Morgan Stanley	4,851					(1,804)	Humana Inc	Barclays Bank	26,257
6,130	HomeTrust	Bank of America	5,946	40,520	Hostess Brands Inc	Barclays Bank	(30,390)	(5,167)	Humana Inc	Goldman Sachs	119,229
	Baneshares Inc	Merrill Lynch		16,691	Hostess Brands Inc	Goldman Sachs	(19,528)	(681)	Humana Inc	HSBC	24,880
43,170	HomeTrust	Barclays Bank	(21,585)	13,030	Hostess Brands Inc	HSBC	(17,591)	(647)	Humana Inc	Morgan Stanley	9,417
	Baneshares Inc			5,082	Hostess Brands Inc	Morgan Stanley	(3,812)	(69,167)	Huntington Banshares Inc	Barclays Bank	3,458
12,256	HomeTrust	Goldman Sachs	11,888	4,646	Houlihan Lokey Inc	Bank of America	(2,973)	(15,496)	Huntington Banshares Inc	HSBC	(11,313)
	Baneshares Inc					Merrill Lynch		(58,324)	Huntington Banshares Inc	Morgan Stanley	2,916
10,635	HomeTrust	HSBC	8,508	6,179	Houlihan Lokey Inc	Barclays Bank	2,039	(3,077)	Huntington Ingalls Industries Inc	Bank of America	(11,487)
	Baneshares Inc			15,475	Houlihan Lokey Inc	Goldman Sachs	(9,410)			Merrill Lynch	
25,157	Homology Medicines Inc	Bank of America	(1,459)	5,739	Houlihan Lokey Inc	HSBC	11,602	(1,041)	Huntington Ingalls Industries Inc	Barclays Bank	1,936
		Merrill Lynch		2,348	Houlihan Lokey Inc	Morgan Stanley	640				
53,700	Homology Medicines Inc	Barclays Bank	(4,189)	(309)	Hovnanian Enterprises Inc 'A'	Bank of America	(2,256)	(395)	Huntington Ingalls Industries Inc	HSBC	(58)
				(8,096)	Hovnanian Enterprises Inc 'A'	Merrill Lynch		(4,888)	Huntington Ingalls Industries Inc	Morgan Stanley	8,141
24,543	Homology Medicines Inc	Goldman Sachs	(1,423)	(1,379)	Hovnanian Enterprises Inc 'A'	Barclays Bank	4,696				
				(1,379)	Hovnanian Enterprises Inc 'A'	Goldman Sachs	(10,067)	16,865	Huntsman Corp	Bank of America	(21,925)
15,531	Homology Medicines Inc	HSBC	(745)	(2,798)	Hovnanian Enterprises Inc 'A'	HSBC	(36,514)	50,126	Huntsman Corp	Merrill Lynch	
				(2,798)	Hovnanian Enterprises Inc 'A'	HSBC	(36,514)	50,702	Huntsman Corp	Barclays Bank	(80,655)
5,738	Homology Medicines Inc	Morgan Stanley	(448)	5,072	Howard Hughes Corp	Bank of America	(4,217)	30,172	Huntsman Corp	Goldman Sachs	(39,133)
						Merrill Lynch		30,424	Huntsman Corp	HSBC	(62,674)
(18,270)	Honest Co Inc	Bank of America	8,404	1,096	Howard Hughes Corp	Barclays Bank	(406)	10,839	Huntsman Corp	Morgan Stanley	(17,234)
		Merrill Lynch		7,683	Howard Hughes Corp	HSBC	(16,749)	5,498	Hurco Cos Inc	Bank of America	(2,914)
(11,227)	Honest Co Inc	Barclays Bank	1,684	2,978	Howard Hughes Corp	Morgan Stanley	(1,102)	5,577	Hurco Cos Inc	Barclays Bank	(1,506)
(53,270)	Honest Co Inc	HSBC	8,523	(15,436)	Howmet Aerospace Inc	Bank of America	27,899	6,095	Hurco Cos Inc	Goldman Sachs	(3,230)
(55,527)	Honest Co Inc	Morgan Stanley	8,329	(89,784)	Howmet Aerospace Inc	Merrill Lynch		4,059	Hurco Cos Inc	HSBC	-
9,765	Honeywell International Inc	Bank of America	(25,487)	(53,010)	Howmet Aerospace Inc	Barclays Bank	171,753	8,633	Hurco Cos Inc	Morgan Stanley	(2,331)
		Merrill Lynch		(25,186)	Howmet Aerospace Inc	Goldman Sachs	92,313	(372)	Huron Consulting Group Inc	Bank of America	(108)
23,475	Honeywell International Inc	Barclays Bank	(122,774)	(16,831)	Howmet Aerospace Inc	HSBC	27,265	(1,248)	Huron Consulting Group Inc	Merrill Lynch	
				4,771	HP Inc	Morgan Stanley	33,310		Huron Consulting Group Inc	Barclays Bank	2,434
2,288	Honeywell International Inc	Goldman Sachs	(6,167)			Bank of America	859	4,126	Hyatt Hotels Corp 'A'	Bank of America	(21,393)
10,218	Honeywell International Inc	HSBC	(53,645)	2,143	HP Inc	Merrill Lynch				Merrill Lynch	
				41,016	HP Inc	Barclays Bank	(2,057)	2,801	Hyatt Hotels Corp 'A'	Merrill Lynch	
8,507	Honeywell International Inc	Morgan Stanley	(44,492)	52,276	HP Inc	Goldman Sachs	7,383	5,749	Hyatt Hotels Corp 'A'	Barclays Bank	(7,367)
				35,314	HP Inc	HSBC	(23,001)	1,997	Hyatt Hotels Corp 'A'	Goldman Sachs	(31,045)
(3,344)	Hooker Furnishings Corp	Bank of America	936	7,907	Hub Group Inc 'A'	Morgan Stanley	(33,902)	1,997	Hyatt Hotels Corp 'A'	HSBC	(12,557)
		Merrill Lynch		14,309	Hub Group Inc 'A'	Barclays Bank	(13,837)	(5,161)	Hyatt Hotels Corp 'A'	Morgan Stanley	13,573
(2,891)	Hooker Furnishings Corp	Barclays Bank	867	278	Hub Group Inc 'A'	Barclays Bank	429	(19,599)	Hyatt Hotels Corp 'A'	Morgan Stanley	(4,247)
(10,854)	Hooker Furnishings Corp	Goldman Sachs	3,039	(2,212)	Hubbell Inc	Morgan Stanley	(447)		Hydrofarm Holdings Group Inc	Bank of America	2,932
(4,475)	Hooker Furnishings Corp	HSBC	(2,372)	(3,229)	Hubbell Inc	Bank of America	(27,185)	(29,257)	Hydrofarm Holdings Group Inc	Merrill Lynch	
(1,556)	Hooker Furnishings Corp	Morgan Stanley	467	319	HubSpot Inc	Merrill Lynch				Goldman Sachs	4,377
(6,457)	Horace Mann Educators Corp	Barclays Bank	7,296	(653)	HubSpot Inc	Morgan Stanley	(10,914)	(81,123)	Hyliion Holdings Corp	Bank of America	4,462
				(252)	HubSpot Inc	Barclays Bank	6,562			Merrill Lynch	
12,331	Horizon Bancorp Inc	Bank of America	12,701	136,141	Hudson Pacific Properties Inc (REIT)	Barclays Bank	(13,432)	(101,017)	Hyliion Holdings Corp	Barclays Bank	10,607
		Merrill Lynch		58,030	Hudson Pacific Properties Inc (REIT)	Morgan Stanley	(5,184)	(9,810)	Hyliion Holdings Corp	Goldman Sachs	540
50,003	Horizon Bancorp Inc	Barclays Bank	6,250	45	Hudson Pacific Properties Inc (REIT)	Bank of America	28,849	(51,398)	Hyliion Holdings Corp	Morgan Stanley	5,397
101,124	Horizon Bancorp Inc	Goldman Sachs	104,158	28,308	Hudson Pacific Properties Inc (REIT)	Barclays Bank	(4,352)	(1,244)	Hyster-Yale Materials Handling Inc	Bank of America	4,205
43,298	Horizon Bancorp Inc	HSBC	40,700	108,674	Hudson Pacific Properties Inc (REIT)	Goldman Sachs	13	(5,711)	Hyster-Yale Materials Handling Inc	Merrill Lynch	
31,563	Horizon Bancorp Inc	Morgan Stanley	3,945	(25,793)	Hudson Technologies Inc	Morgan Stanley	(8,151)	(1,030)	Hyster-Yale Materials Handling Inc	Barclays Bank	28,898
(12,065)	Hormel Foods Corp	Bank of America	18,701			Bank of America	(2,579)	(1,051)	Hyster-Yale Materials Handling Inc	HSBC	4,289
		Merrill Lynch				Merrill Lynch		(889)	I3 Verticals Inc 'A'	Bank of America	(1,085)
662	Hormel Foods Corp	Bank of America	(1,026)	(8,112)	Hudson Technologies Inc	Barclays Bank	1,930	(10,295)	I3 Verticals Inc 'A'	Merrill Lynch	
		Merrill Lynch		(11,373)	Hudson Technologies Inc	Goldman Sachs	(811)	(3,242)	I3 Verticals Inc 'A'	Barclays Bank	3,294
(41,050)	Hormel Foods Corp	Barclays Bank	33,661	(10,367)	Hudson Technologies Inc	HSBC	(7,233)	657	IAC Inc	Bank of America	(255)
2,616	Hormel Foods Corp	Barclays Bank	(2,145)	13,205	Humacyte Inc	Morgan Stanley	5,495	731	IAC Inc	Merrill Lynch	
(59,967)	Hormel Foods Corp	Goldman Sachs	92,949	896	Humacyte Inc	Barclays Bank	(9,508)	(2,313)	IAC Inc	Goldman Sachs	(2,675)
(22,244)	Hormel Foods Corp	HSBC	57,167			Goldman Sachs	(381)			Goldman Sachs	8,466
(9,268)	Hormel Foods Corp	Morgan Stanley	7,600								
(1,317)	Host Hotels & Resorts Inc (REIT)	Bank of America	823								
(16,381)	Host Hotels & Resorts Inc (REIT)	Merrill Lynch									
		Barclays Bank	13,515								
(11,145)	Host Hotels & Resorts Inc (REIT)	HSBC	12,538								

ブラックロック・ストラテジック・ファンズ ブラックロック・アメリカズ・ダイバーシファイド・エクイティ・アブソルート・リターン・ファンド

保有高	銘柄	取引相手	未実現評価増益/(損) (米ドル)	保有高	銘柄	取引相手	未実現評価増益/(損) (米ドル)	保有高	銘柄	取引相手	未実現評価増益/(損) (米ドル)
4,819	IBEX Holdings Ltd	Bank of America Merrill Lynch	5,979	2,759	IGM Biosciences Inc	Barclays Bank	(1,380)	16,559	Independent Bank Corp	Morgan Stanley	(9,107)
				1,334	IGM Biosciences Inc	HSBC	(1,281)	(7,693)	Independent Bank Group Inc	Barclays Bank	7,385
5,989	IBEX Holdings Ltd	Barclays Bank	(8,205)	18,820	iHeartMedia Inc 'A'	Bank of America	(4,046)	(33,644)	indie Semiconductor Inc 'A'	Barclays Bank	(8,579)
8,710	IBEX Holdings Ltd	Goldman Sachs	13,239					(6,404)	indie Semiconductor Inc 'A'	HSBC	(8,357)
860	IBEX Holdings Ltd	HSBC	1,324	21,385	iHeartMedia Inc 'A'	Barclays Bank	(6,095)	(62,280)	indie Semiconductor Inc 'A'	Morgan Stanley	(15,881)
7,759	IBEX Holdings Ltd	Morgan Stanley	(9,676)	17,275	iHeartMedia Inc 'A'	HSBC	(12,179)	(3,769)	Indus Realty Trust Inc (REIT)	Bank of America	(415)
(1,279)	ICF International Inc	Bank of America Merrill Lynch	4,540	26,771	iHeartMedia Inc 'A'	Morgan Stanley	(7,630)	(3,468)	Indus Realty Trust Inc (REIT)	Barclays Bank	35
				768	Illinois Tool Works Inc	Bank of America Merrill Lynch	(7,519)	(5,547)	Indus Realty Trust Inc (REIT)	Goldman Sachs	(610)
(2,577)	ICF International Inc	Barclays Bank	7,267					(3,737)	Indus Realty Trust Inc (REIT)	HSBC	(523)
(5,773)	ICF International Inc	Goldman Sachs	20,494	2,005	Illinois Tool Works Inc	Barclays Bank	(15,739)	34,459	Industrial Logistics Properties Trust (REIT)	Bank of America	(1,378)
(1,851)	ICF International Inc	HSBC	2,502	11,403	Illinois Tool Works Inc	Goldman Sachs	(111,636)	39,372	Industrial Logistics Properties Trust (REIT)	Merrill Lynch	
(2,144)	ICF International Inc	Morgan Stanley	6,046	13,262	Illinois Tool Works Inc	HSBC	(121,348)	82,245	Industrial Logistics Properties Trust (REIT)	Barclays Bank	(3,150)
(2,935)	Ichor Holdings Ltd	Barclays Bank	59	1,742	Illinois Tool Works Inc	Morgan Stanley	(13,675)	5,345	Industrial Logistics Properties Trust (REIT)	Goldman Sachs	(3,290)
(9,409)	Ichor Holdings Ltd	Goldman Sachs	(29,638)	(3,392)	illumina Inc	Bank of America Merrill Lynch	22,958	32,205	Industrial Logistics Properties Trust (REIT)	Morgan Stanley	(2,576)
(3,889)	Ichor Holdings Ltd	HSBC	(10,189)	(4,342)	illumina Inc	Barclays Bank	64,001	(7,240)	Infinera Corp	Bank of America	(941)
(16,447)	Ichor Holdings Ltd	Morgan Stanley	329	(6,303)	illumina Inc	HSBC	22,050	(3,912)	Infinera Corp	Merrill Lynch	
(298)	ICON Plc	Bank of America Merrill Lynch	(405)	(781)	illumina Inc	Morgan Stanley	6,195	(46,739)	Infinera Corp	Barclays Bank	(430)
(8,108)	ICON Plc	Barclays Bank	70,540	(9,281)	IMAX Corp	Barclays Bank	15,314	31,749	Informatica Inc 'A'	HSBC	6,543
(2,161)	ICON Plc	Goldman Sachs	(2,939)	(67,601)	Immersion Corp	Barclays Bank	8,112	10,417	Informatica Inc 'A'	Goldman Sachs	21,772
(3,946)	ICON Plc	HSBC	(68,660)	4,085	Immuneering Corp 'A'	Barclays Bank	(4,534)	20,725	Informatica Inc 'A'	HSBC	50,569
(1,939)	ICON Plc	Morgan Stanley	16,870	2,351	Immuneering Corp 'A'	Goldman Sachs	(2,092)	5,208	Informatica Inc 'A'	Morgan Stanley	2,396
2,727	Icosavax Inc	Bank of America Merrill Lynch	3,218	628	Immuneering Corp 'A'	HSBC	(94)	56,821	Information Services Group Inc	Bank of America	(4,546)
2,130	Icosavax Inc	HSBC	6,497	2,268	Immuneering Corp 'A'	Morgan Stanley	(2,517)	23,730	Information Services Group Inc	Merrill Lynch	
(87)	ICU Medical Inc	Bank of America Merrill Lynch	2,633	(22,416)	Immunic Inc	Bank of America Merrill Lynch	897	40,469	Information Services Group Inc	Barclays Bank	(6,170)
				(1,232)	Immunic Inc	Barclays Bank	308	12,226	Information Services Group Inc	Goldman Sachs	(3,238)
(9,921)	ICU Medical Inc	Barclays Bank	226,694	(4,227)	Immunic Inc	Goldman Sachs	169	45,080	InfoSystem Holdings Inc	HSBC	1,345
(2,398)	ICU Medical Inc	Goldman Sachs	72,587	3,703	ImmunoGen Inc	Bank of America Merrill Lynch	1,000	(8,616)	InfoSystem Holdings Inc	Goldman Sachs	3,881
(6,350)	ICU Medical Inc	HSBC	96,012	(10,795)	Immunovant Inc	Barclays Bank	30,010	(22,828)	InfoSystem Holdings Inc	HSBC	(1,061)
(5,669)	ICU Medical Inc	Morgan Stanley	129,537	(1,403)	Impinj Inc	Barclays Bank	(505)	(37,754)	Ingersoll Rand Inc	Barclays Bank	89,701
11,006	IDACORP Inc	Bank of America Merrill Lynch	(55,690)	(1,181)	Impinj Inc	Goldman Sachs	(5,043)	(17,158)	Ingersoll Rand Inc	Goldman Sachs	28,139
				(3,511)	Impinj Inc	HSBC	(15,413)	(17,989)	Ingersoll Rand Inc	HSBC	28,929
58,366	IDACORP Inc	Barclays Bank	(198,444)	(759)	Impinj Inc	Morgan Stanley	(273)	(19,465)	Ingersoll Rand Inc	Morgan Stanley	24,770
12,064	IDACORP Inc	Goldman Sachs	(61,044)	2,005	Inari Medical Inc	Bank of America Merrill Lynch	(16,599)	5,606	Ingevity Corp	Barclays Bank	(20,182)
12,454	IDACORP Inc	HSBC	(84,687)	1,177	Inari Medical Inc	Barclays Bank	(76)	1,228	Ingevity Corp	Goldman Sachs	(7,257)
13,258	IDACORP Inc	Morgan Stanley	(45,077)	(4,302)	Inari Medical Inc	Goldman Sachs	46,548	2,194	Ingevity Corp	Morgan Stanley	(7,898)
10,642	Ideaya Biosciences Inc	HSBC	31,926	2,443	Inari Medical Inc	HSBC	(5,187)	(9,756)	Ingles Markets Inc 'A'	Barclays Bank	1,756
6,941	Ideaya Biosciences Inc	Morgan Stanley	1,180	1,323	Inari Medical Inc	Morgan Stanley	(4,353)	(1,427)	Ingles Markets Inc 'A'	Goldman Sachs	(885)
(12,958)	Identiv Inc	Bank of America Merrill Lynch	(3,240)	7,851	Incyte Corp	Bank of America Merrill Lynch	(33,524)	(1,542)	Ingles Markets Inc 'A'	HSBC	(894)
				30,736	Incyte Corp	Barclays Bank	(75,610)	(2,302)	Ingredion Inc	Bank of America	13,098
(20,311)	Identiv Inc	Barclays Bank	203	10,607	Incyte Corp	Goldman Sachs	(45,292)			Merrill Lynch	
(16,843)	Identiv Inc	Goldman Sachs	(4,211)	20,669	Incyte Corp	HSBC	(79,179)			Barclays Bank	
(573)	IDEX Corp	Bank of America Merrill Lynch	4,154	16,783	Incyte Corp	Morgan Stanley	(41,286)			Goldman Sachs	
(2,173)	IDEX Corp	Barclays Bank	17,471	11,569	Independence Realty Trust Inc (REIT)	Bank of America Merrill Lynch	1,504			Barclays Bank	1,034
(1,198)	IDEX Corp	Goldman Sachs	6,905	24,114	Independence Realty Trust Inc (REIT)	Barclays Bank	8,439			Goldman Sachs	3,881
(15,295)	IDEX Corp	HSBC	152,272							HSBC	(1,061)
115	IDEXX Laboratories Inc	Bank of America Merrill Lynch	(3,426)	46,304	Independence Realty Trust Inc (REIT)	Goldman Sachs	6,020			Barclays Bank	89,701
				112,985	Independence Realty Trust Inc (REIT)	HSBC	15,871			Goldman Sachs	28,139
5,178	IDEXX Laboratories Inc	Barclays Bank	(135,456)							HSBC	28,929
956	IDEXX Laboratories Inc	HSBC	(24,320)							Morgan Stanley	24,770
922	IDEXX Laboratories Inc	Morgan Stanley	(24,120)							Barclays Bank	(20,182)
6,423	IDT Corp 'B'	Bank of America Merrill Lynch	(13,360)							Goldman Sachs	(7,257)
										Morgan Stanley	(7,898)
4,410	IDT Corp 'B'	Goldman Sachs	(9,173)							Barclays Bank	1,756
7,454	IDT Corp 'B'	HSBC	(16,339)							Goldman Sachs	(885)
6,667	IDT Corp 'B'	Morgan Stanley	(21,201)							HSBC	(894)
(3,504)	IES Holdings Inc	Bank of America Merrill Lynch	3,539							Bank of America	13,098
										Merrill Lynch	
(2,384)	IES Holdings Inc	Barclays Bank	6,532							Barclays Bank	
(2,091)	IES Holdings Inc	Goldman Sachs	2,112							Goldman Sachs	
(1,732)	IES Holdings Inc	HSBC	(5,750)							HSBC	
(5,190)	IES Holdings Inc	Morgan Stanley	14,221							Barclays Bank	16,743
										Morgan Stanley	15,290

ブラックロック・ストラテジック・ファンズ ブラックロック・アメリカズ・ダイバーシファイド・エクイティ・アブソルート・リターン・ファンド

保有高	銘柄	取引相手	未実現評価増益/(損) (米ドル)	保有高	銘柄	取引相手	未実現評価増益/(損) (米ドル)	保有高	銘柄	取引相手	未実現評価増益/(損) (米ドル)
(6,997)	Inhibrx Inc	Bank of America Merrill Lynch	10,705	472	Inspire Medical Systems Inc	HSBC	4,731	(56,390)	Intellicheck Inc	Barclays Bank	(15,225)
(2,257)	Inhibrx Inc	Barclays Bank	2,392	(2,639)	Inspired Entertainment Inc	Bank of America	1,108	851	Inter Parfums Inc	Bank of America Merrill Lynch	(7,565)
(2,217)	Inhibrx Inc	HSBC	6,274	(21,340)	Inspired Entertainment Inc	Bank of America	11,737	226	Inter Parfums Inc	Goldman Sachs	(969)
(3,355)	Inhibrx Inc	Morgan Stanley	3,556	(3,804)	Inspired Entertainment Inc	Goldman Sachs	1,598	4,345	Inter Parfums Inc	Morgan Stanley	(25,071)
(13,344)	Innodata Inc	Bank of America Merrill Lynch	(22,418)	(5,801)	Inspired Entertainment Inc	HSBC	(6,961)	8,312	Interactive Brokers Group Inc 'A'	Bank of America Merrill Lynch	11,637
(20,349)	Innodata Inc	Barclays Bank	(27,471)	(451)	Inspired Entertainment Inc	Morgan Stanley	248	5,000	Interactive Brokers Group Inc 'A'	Barclays Bank	11,550
(3,851)	Innodata Inc	Goldman Sachs	(6,470)	3,997	Installed Building Products Inc	Bank of America	(34,854)	553	Interactive Brokers Group Inc 'A'	Goldman Sachs	774
1,010	Innospec Inc	Bank of America Merrill Lynch	(4,050)	3,538	Installed Building Products Inc	Barclays Bank	(14,117)	781	Interactive Brokers Group Inc 'A'	HSBC	(78)
8,333	Innospec Inc	Goldman Sachs	(33,415)	7,954	Installed Building Products Inc	HSBC	(64,825)	4,286	Interactive Brokers Group Inc 'A'	Morgan Stanley	9,901
5,725	Innospec Inc	HSBC	(28,167)	1,149	Installed Building Products Inc	Morgan Stanley	(4,585)	19,782	Intercept	Barclays Bank	21,958
(2,140)	Innovage Holding Corp	Bank of America Merrill Lynch	342	(753)	Insteel Industries Inc	Bank of America	(489)	3,685	Intercept	Goldman Sachs	(16,585)
(2,836)	Innovage Holding Corp	Barclays Bank	2,581	(5,983)	Insteel Industries Inc	Barclays Bank	(239)	1,827	Intercept	Goldman Sachs	(16,585)
(15,897)	Innovage Holding Corp	Goldman Sachs	2,544	(9,084)	Insteel Industries Inc	Goldman Sachs	(5,905)	1,827	Intercontinental Exchange Inc	Bank of America Merrill Lynch	(9,610)
(9,044)	Innovage Holding Corp	HSBC	2,261	(13,726)	Insteel Industries Inc	HSBC	(24,127)	618	Intercontinental Exchange Inc	Barclays Bank	(2,830)
(16,514)	INNOVATE Corp	Bank of America Merrill Lynch	5,780	(7,949)	Insteel Industries Inc	Morgan Stanley	(46)	(1,947)	Intercontinental Exchange Inc	Barclays Bank	8,917
(48,441)	INNOVATE Corp	Barclays Bank	9,204	(7,868)	Instructure Holdings Inc	Barclays Bank	(1,962)	9,151	Intercontinental Exchange Inc	Goldman Sachs	(48,134)
(10,836)	INNOVATE Corp	Goldman Sachs	3,793	(18,514)	Instructure Holdings Inc	Goldman Sachs	(10,553)	5,676	Intercontinental Exchange Inc	HSBC	(14,871)
(50,317)	Innovid Corp	Barclays Bank	(12,655)	(2,327)	Instructure Holdings Inc	HSBC	2,676	(234)	InterDigital Inc	Bank of America Merrill Lynch	(91)
(10,885)	Innoviva Inc	Bank of America Merrill Lynch	(3,919)	(2,285)	Instructure Holdings Inc	Morgan Stanley	(614)	(5,287)	InterDigital Inc	Barclays Bank	8,724
(60,728)	Innoviva Inc	Barclays Bank	22,469	218	Instructure Holdings Inc	Morgan Stanley	(614)	(2,001)	InterDigital Inc	Morgan Stanley	3,302
(9,182)	Innoviva Inc	HSBC	(14,599)	857	Insulet Corp	Bank of America	(10,152)	18,544	Interface Inc	Bank of America Merrill Lynch	(1,113)
(1,677)	Innoviva Inc	Morgan Stanley	620	1,357	Insulet Corp	Barclays Bank	(27,707)	32,874	Interface Inc	Barclays Bank	(7,890)
1,226	Inogen Inc	Bank of America Merrill Lynch	270	1,261	Insulet Corp	HSBC	(60,739)	22,119	Interface Inc	Goldman Sachs	(1,327)
1,728	Inogen Inc	Barclays Bank	(484)	1,393	Intapp Inc	Morgan Stanley	(40,768)	15,123	Interface Inc	HSBC	(3,327)
13,130	Inogen Inc	Goldman Sachs	2,889	4,416	Intapp Inc	Barclays Bank	(4,328)	43,387	Interface Inc	Morgan Stanley	(10,413)
5,541	Inogen Inc	HSBC	(4,544)	1,292	Intapp Inc	Goldman Sachs	(4,328)	(694)	International Bancshares Corp	Bank of America	880
2,919	Inogen Inc	Morgan Stanley	(817)	3,800	Intapp Inc	HSBC	6,202	(3,962)	International Bancshares Corp	Merrill Lynch	880
(197)	Inotiv Inc	Bank of America Merrill Lynch	4	(1,909)	Integer Holdings Corp	Morgan Stanley	9,956	(6,906)	International Bancshares Corp	Barclays Bank	3,843
(7,907)	Inotiv Inc	Goldman Sachs	158	(7,254)	Integer Holdings Corp	Bank of America	(4,216)	(6,656)	International Bancshares Corp	Goldman Sachs	(8,633)
(26,917)	Inovio Pharmaceuticals Inc	Barclays Bank	2,705	(3,696)	Integer Holdings Corp	Barclays Bank	2,104	(5,632)	International Business Machines Corp	HSBC	(12,609)
(10,634)	Inovio Pharmaceuticals Inc	HSBC	2,757	(1,369)	Integer Holdings Corp	Goldman Sachs	(8,723)	(1,851)	International Business Machines Corp	Merrill Lynch	(10,033)
3,456	Inozyme Pharma Inc	Barclays Bank	(3,007)	(3,840)	Integer Holdings Corp	HSBC	(2,567)	(14,591)	International Business Machines Corp	Barclays Bank	(18,676)
5,796	Inozyme Pharma Inc	Goldman Sachs	(3,594)	(1,034)	Integra LifeSciences Holdings Corp	Morgan Stanley	354	(24,310)	International Business Machines Corp	Goldman Sachs	(131,760)
5,251	Inozyme Pharma Inc	Morgan Stanley	(4,568)	7,332	Integra LifeSciences Holdings Corp	Bank of America	665	(13,067)	International Business Machines Corp	HSBC	(70,300)
24,078	Inseego Corp	Bank of America Merrill Lynch	1,445	14,165	Integra LifeSciences Holdings Corp	Merrill Lynch	(94,509)	(1,764)	International Business Machines Corp	Morgan Stanley	(2,258)
23,656	Inseego Corp	Barclays Bank	1,892	5,810	Integra LifeSciences Holdings Corp	Barclays Bank	(163,889)	(8,436)	International Business Machines Corp	Barclays Bank	52,050
9,601	Inseego Corp	Goldman Sachs	576	10,010	Integral Ad Science Holding Corp	Goldman Sachs	(163,889)	1,847	International Business Machines Corp	Barclays Bank	(11,396)
5,733	Inseego Corp	HSBC	(459)	17,585	Integral Ad Science Holding Corp	Goldman Sachs	48,865	781	International Business Machines Corp	Goldman Sachs	(2,740)
3,774	Inseego Corp	Morgan Stanley	302	32,748	Intel Corp	Bank of America	16,914	(24,310)	International Business Machines Corp	Goldman Sachs	(131,760)
7,420	Insight Enterprises Inc	Barclays Bank	23,225	15,520	Intel Corp	Merrill Lynch	16,914	(13,067)	International Business Machines Corp	HSBC	(70,300)
628	Insight Enterprises Inc	HSBC	6,074	21,012	Intel Corp	Barclays Bank	33,106	(1,764)	International Business Machines Corp	Morgan Stanley	(2,258)
8,676	Insight Enterprises Inc	Morgan Stanley	27,156	38,861	Intel Corp	Goldman Sachs	12,022	(1,764)	International Business Machines Corp	Barclays Bank	52,050
(3,646)	Insmed Inc	Bank of America Merrill Lynch	1,787	10,315	Intel Corp	HSBC	(13,811)	(1,764)	International Business Machines Corp	Barclays Bank	52,050
(10,545)	Insmed Inc	Barclays Bank	16,134	11,005	Intellia Therapeutics Inc	Morgan Stanley	516	(8,436)	International Business Machines Corp	Barclays Bank	52,050
(6,894)	Insmed Inc	Morgan Stanley	10,548	(1,448)	Intellia Therapeutics Inc	Barclays Bank	(74,944)	(1,764)	International Business Machines Corp	Barclays Bank	52,050
29,323	Insperty Inc	Bank of America Merrill Lynch	(46,624)	(4,088)	Intellia Therapeutics Inc	HSBC	11,918	(1,764)	International Business Machines Corp	Barclays Bank	52,050
39,196	Insperty Inc	Barclays Bank	(154,040)	(1,023)	Intellia Therapeutics Inc	HSBC	(22,934)	(1,764)	International Business Machines Corp	Barclays Bank	52,050
14,094	Insperty Inc	Goldman Sachs	(22,410)	(8,246)	Intellicheck Inc	Morgan Stanley	6,967	(1,764)	International Business Machines Corp	Barclays Bank	52,050
3,399	Insperty Inc	HSBC	(20,462)								
10,356	Insperty Inc	Morgan Stanley	(40,699)								
2,227	Inspire Medical Systems Inc	Barclays Bank	(38,861)								
(233)	Inspire Medical Systems Inc	Goldman Sachs	1,266								

ブラックロック・ストラテジック・ファンズ ブラックロック・アメリカズ・ダイバーシファイド・エクイティ・アブソルート・リターン・ファンド

保有高	銘柄	取引相手	未実現評価増益/(損) (米ドル)	保有高	銘柄	取引相手	未実現評価増益/(損) (米ドル)	保有高	銘柄	取引相手	未実現評価増益/(損) (米ドル)
(5,136)	International Flavors & Fragrances Inc	HSBC	102,258	(133)	Intuit Inc	Morgan Stanley	804	5,551	iRadimed Corp	Barclays Bank	167
3,342	International Flavors & Fragrances Inc	HSBC	(16,870)	687	Intuitive Surgical Inc	HSBC	(584)	3,874	iRadimed Corp	Goldman Sachs	232
1,069	International Flavors & Fragrances Inc	Morgan Stanley	(6,596)	9,051	InvenTrust Properties Corp (REIT)	Barclays Bank	(4,611)	1,798	iRadimed Corp	HSBC	(2,967)
1,749	International Game Technology Plc	Bank of America	(1,803)	46,281	InvenTrust Properties Corp (REIT)	HSBC	(63,868)	680	iRadimed Corp	Morgan Stanley	20
19,194	International Game Technology Plc	Barclays Bank	(33,013)	10,318	InvenTrust Properties Corp (REIT)	Morgan Stanley	(5,675)	(1,527)	iRhythm Technologies Inc	Bank of America	24,898
4,707	International Game Technology Plc	Goldman Sachs	(8,284)	27,392	Invesco Ltd	Bank of America	(19,448)	(1,861)	iRhythm Technologies Inc	Barclays Bank	31,377
13,192	International Game Technology Plc	HSBC	(39,181)	71,777	Invesco Ltd	Barclays Bank	(41,672)	(5,904)	iRhythm Technologies Inc	Goldman Sachs	104,914
(24,326)	International Game Technology Plc	HSBC	72,248	56,989	Invesco Ltd	HSBC	(43,847)	(6,472)	iRhythm Technologies Inc	HSBC	101,044
4,937	International Game Technology Plc	Morgan Stanley	(8,491)	48,611	Invesco Ltd	Morgan Stanley	(28,867)	(2,157)	iRhythm Technologies Inc	Morgan Stanley	36,367
(10,048)	International Money Express Inc	Goldman Sachs	—	(17,543)	Invesco Mortgage Capital Inc (REIT)	Bank of America	3,684	(1,742)	Iridium	Bank of America	3,258
(1,305)	International Money Express Inc	Morgan Stanley	900	(20,710)	Invesco Mortgage Capital Inc (REIT)	Barclays Bank	(1,243)	(1,405)	Iridium	Merrill Lynch	2,711
(4,728)	International Paper Co	Barclays Bank	9,787	(13,049)	Invesco Mortgage Capital Inc (REIT)	HSBC	(5,089)	2,761	Iridium	Barclays Bank	(5,329)
9,893	International Paper Co	Goldman Sachs	(21,369)	(34,209)	Invesco Mortgage Capital Inc (REIT)	Morgan Stanley	(2,053)	(5,569)	Iron Mountain Inc (REIT)	Barclays Bank	8,576
(762)	International Paper Co	HSBC	725	10,705	Investar Holding Corp	Barclays Bank	(3,104)	(6,437)	Iron Mountain Inc (REIT)	HSBC	16,028
14,336	International Paper Co	Morgan Stanley	(29,676)	10,254	Investar Holding Corp	Goldman Sachs	(615)	67,898	Ironwood	Barclays Bank	(3,734)
4,275	International Seaways Inc	Bank of America	(11,756)	29,512	Investar Holding Corp	HSBC	(33,053)	25,383	Ironwood	Goldman Sachs	6,727
419	International Seaways Inc	Goldman Sachs	(1,152)	5,910	Investar Holding Corp	Morgan Stanley	(1,714)	17,191	Ironwood	HSBC	4,899
1,364	International Seaways Inc	HSBC	(2,264)	569	Investors Title Co	Barclays Bank	(1,280)	21,912	Ironwood	Morgan Stanley	(1,205)
3,976	International Seaways Inc	Morgan Stanley	(9,741)	4,811	Investors Title Co	Goldman Sachs	(25,498)	2,657	Ispire Technology Inc	Barclays Bank	(279)
(13,702)	Interpublic Group of Cos Inc	Bank of America	(469)	861	Investors Title Co	HSBC	(5,510)	5,597	Ispire Technology Inc	Goldman Sachs	(5,439)
(29,057)	Interpublic Group of Cos Inc	Merrill Lynch	—	19,377	Invitae Corp	Barclays Bank	(1,647)	2,436	Ispire Technology Inc	HSBC	(4,291)
(15,650)	Interpublic Group of Cos Inc	Barclays Bank	(2,232)	13,579	Invitae Corp	Goldman Sachs	(2,919)	2,801	Ispire Technology Inc	Morgan Stanley	(294)
(11,517)	Interpublic Group of Cos Inc	HSBC	(18,129)	23,605	Invitae Corp	HSBC	(13,809)	12,739	iTeos Therapeutics Inc	Barclays Bank	10,956
(36,174)	Interpublic Group of Cos Inc	Morgan Stanley	(2,104)	5,053	Invitae Corp	Morgan Stanley	(430)	9,158	iTeos Therapeutics Inc	Goldman Sachs	11,905
3,806	inTEST Corp	Bank of America	(1,170)	14,805	Invitation Homes Inc (REIT)	Bank of America	9,422	11,193	iTeos Therapeutics Inc	Morgan Stanley	9,626
3,797	inTEST Corp	Goldman Sachs	304	25,112	Invitation Homes Inc (REIT)	Barclays Bank	4,378	(44,244)	Iteris Inc	Bank of America	2,655
5,677	inTEST Corp	HSBC	(1,043)	1,936	Invitation Homes Inc (REIT)	Goldman Sachs	1,611	(9,336)	Iteris Inc	Goldman Sachs	560
9,847	inTEST Corp	Morgan Stanley	(3,828)	14,575	Ionis Pharmaceuticals Inc	Bank of America	62,381	(17,355)	Iteris Inc	Merrill Lynch	(3,297)
(4,936)	Intevac Inc	Bank of America	49	(898)	Ionis Pharmaceuticals Inc	Merrill Lynch	26	(2,689)	Itron Inc	Morgan Stanley	(3,603)
(782)	Intevac Inc	Barclays Bank	211	(1,961)	Ionis Pharmaceuticals Inc	Goldman Sachs	417	37,904	ITT Inc	Barclays Bank	(217,190)
(30,794)	Intevac Inc	Goldman Sachs	308	9,017	Ionis Pharmaceuticals Inc	HSBC	(1,713)	9,787	ITT Inc	Goldman Sachs	(51,186)
(900)	Intevac Inc	HSBC	90	(10,297)	IonQ Inc	HSBC	(46,131)	7,636	ITT Inc	HSBC	(52,765)
1,742	Intra-Cellular Therapies Inc	Barclays Bank	(4,059)	(49,223)	IonQ Inc	Morgan Stanley	11,321	3,475	ITT Inc	Morgan Stanley	(19,912)
4,412	Intra-Cellular Therapies Inc	Goldman Sachs	(20,295)	16,790	ioavance	Morgan Stanley	17,042	(1,344)	Ivanhoe Electric Inc	Goldman Sachs	2,419
661	Intra-Cellular Therapies Inc	HSBC	(2,472)	(8,729)	ioavance	Bank of America	(8,860)	(30,150)	Ivanhoe Electric Inc	Morgan Stanley	28,944
(789)	Intra-Cellular Therapies Inc	Morgan Stanley	1,838	(6,598)	ioavance	Bank of America	(8,860)	(623)	J & J Snack Foods Corp	Bank of America	4,056
(1,626)	Intrepid Potash Inc	Bank of America	2,797	3,655	ioavance	Goldman Sachs	(6,697)	(3,031)	J & J Snack Foods Corp	Barclays Bank	8,426
(5,405)	Intrepid Potash Inc	Barclays Bank	10,270	(6,447)	ioavance	HSBC	6,488	(2,643)	J & J Snack Foods Corp	Goldman Sachs	1,999
(770)	Intrepid Potash Inc	Goldman Sachs	1,324	(8,797)	ioavance	HSBC	(11,443)	3,527	J Jill Inc	HSBC	29,020
(4,156)	Intrepid Potash Inc	HSBC	8,693	(8,797)	IPG Photonics Corp	Barclays Bank	6,598	6,259	J Jill Inc	Bank of America	(2,232)
(2,632)	Intrepid Potash Inc	Morgan Stanley	5,001	(3,176)	IPG Photonics Corp	Goldman Sachs	(2,223)	6,529	J Jill Inc	Merrill Lynch	2,873
				(11,040)	IPG Photonics Corp	HSBC	37,536	(307)	J & J Snack Foods Corp	Barclays Bank	(1,067)
				(16,706)	IPG Photonics Corp	Morgan Stanley	12,529	7,972	J Jill Inc	Morgan Stanley	1,736
				916	IQVIA Holdings Inc	Barclays Bank	(5,056)	6,531	J M Smucker Co	Bank of America	(66,094)
				121	IQVIA Holdings Inc	HSBC	609	8,111	J M Smucker Co	Merrill Lynch	—
				233	IQVIA Holdings Inc	Morgan Stanley	(1,286)	7,637	J M Smucker Co	Barclays Bank	(34,715)
				892	iRadimed Corp	Bank of America	54	13,901	J M Smucker Co	Goldman Sachs	(77,286)
								6,517	J M Smucker Co	HSBC	(162,920)
										Morgan Stanley	(27,893)

ブラックロック・ストラテジック・ファンズ ブラックロック・アメリカズ・ダイバーシファイド・エクイティ・アブソルート・リターン・ファンド

保有高	銘柄	取引相手	未実現評価増益/(損) (米ドル)	保有高	銘柄	取引相手	未実現評価増益/(損) (米ドル)	保有高	銘柄	取引相手	未実現評価増益/(損) (米ドル)
693	Jabil Inc	Bank of America Merrill Lynch	7,089	(5,042)	JB Hunt Transport Services Inc	Morgan Stanley	8,143	(2,890)	Johnson Outdoors Inc 'A'	Goldman Sachs	6,792
7,938	Jabil Inc	Goldman Sachs	81,206	(13,107)	JBG SMITH Properties (REIT)	Bank of America Merrill Lynch	10,445	(2,456)	Johnson Outdoors Inc 'A'	HSBC	884
13,537	Jabil Inc	HSBC	161,091	(44,245)	JBG SMITH Properties (REIT)	Barclays Bank	51,767	(4,604)	Johnson Outdoors Inc 'A'	Morgan Stanley	5,893
11,434	Jabil Inc	Morgan Stanley	65,174	(51,659)	JBG SMITH Properties (REIT)	Goldman Sachs	26,862	1,655	Joint Corp	Bank of America Merrill Lynch	(66)
1,545	Jack Henry & Associates Inc	Bank of America Merrill Lynch	(589)	(44,507)	JBG SMITH Properties (REIT)	HSBC	9,347	4,375	Joint Corp	Barclays Bank	(1,050)
1,636	Jack Henry & Associates Inc	Barclays Bank	(3,059)	(17,062)	JBG SMITH Properties (REIT)	Morgan Stanley	19,963	9,305	Joint Corp	Goldman Sachs	(372)
(4,460)	Jack Henry & Associates Inc	Goldman Sachs	27,830	17,323	Jefferies Financial Group Inc	Bank of America Merrill Lynch	866	2,666	Joint Corp	HSBC	(1,186)
(9,630)	Jack Henry & Associates Inc	HSBC	54,795	24,984	Jefferies Financial Group Inc	Barclays Bank	(13,741)	2,487	Joint Corp	Morgan Stanley	(597)
2,238	Jack Henry & Associates Inc	HSBC	(11,203)	32,387	Jefferies Financial Group Inc	HSBC	(972)	(6,860)	Jones Lang LaSalle Inc	Bank of America Merrill Lynch	(707)
771	Jack Henry & Associates Inc	Morgan Stanley	1,803	22,136	JELD-WEN Holding Inc	Barclays Bank	(29,583)	(4,168)	Jones Lang LaSalle Inc	Barclays Bank	16,988
(6,481)	Jack in the Box Inc	Barclays Bank	46,339	11,763	JELD-WEN Holding Inc	Goldman Sachs	(12,822)	(1,518)	Jones Lang LaSalle Inc	Goldman Sachs	(2,766)
(8,118)	Jackson Financial Inc 'A'	Barclays Bank	14,775	4,962	JELD-WEN Holding Inc	HSBC	(5,394)	(4,514)	Jones Lang LaSalle Inc	HSBC	(8,941)
(4,872)	Jackson Financial Inc 'A'	Morgan Stanley	8,867	4,251	JELD-WEN Holding Inc	Morgan Stanley	(5,135)	(1,609)	Jones Lang LaSalle Inc	Morgan Stanley	6,059
(16,753)	Jacobs Solutions Inc	Bank of America Merrill Lynch	60,734	13,312	JetBlue Airways Corp	Barclays Bank	(1,664)	(10,380)	JPMorgan Chase & Co	Barclays Bank	28,649
(2,001)	Jacobs Solutions Inc	Barclays Bank	9,768	132,159	JetBlue Airways Corp	Goldman Sachs	(15,198)	(27,908)	JPMorgan Chase & Co	Morgan Stanley	77,026
(3,987)	Jacobs Solutions Inc	Goldman Sachs	14,513	150,632	JetBlue Airways Corp	HSBC	(38,411)	(4,034)	Juniper Networks Inc	Bank of America Merrill Lynch	(2,254)
(3,651)	Jacobs Solutions Inc	HSBC	27,344	22,273	JetBlue Airways Corp	Morgan Stanley	(2,784)	70,306	Juniper Networks Inc	Barclays Bank	46,402
(3,861)	Jacobs Solutions Inc	Morgan Stanley	25,435	(25,404)	Joby Aviation Inc	Goldman Sachs	(19,307)	(2,556)	Juniper Networks Inc	Barclays Bank	(1,687)
973	JAKKS Pacific Inc	Barclays Bank	(3,298)	(31,511)	Joby Aviation Inc	HSBC	(40,964)	75,062	Juniper Networks Inc	Goldman Sachs	84,820
3,594	JAKKS Pacific Inc	HSBC	(9,812)	(67,267)	Joby Aviation Inc	Morgan Stanley	(14,799)	(20,344)	Juniper Networks Inc	Goldman Sachs	(20,454)
1,250	JAKKS Pacific Inc	Morgan Stanley	(4,238)	(290)	John B Sanfilippo & Son Inc	Bank of America Merrill Lynch	(925)	11,036	Juniper Networks Inc	HSBC	16,775
13,439	Jamf Holding Corp	Bank of America Merrill Lynch	9,676	(3,441)	John B Sanfilippo & Son Inc	Barclays Bank	(7,467)	(5,885)	Juniper Networks Inc	HSBC	(8,871)
5,408	Jamf Holding Corp	Barclays Bank	(1,839)	(4,213)	John B Sanfilippo & Son Inc	Morgan Stanley	(9,142)	(21,356)	Juniper Networks Inc	Morgan Stanley	(14,392)
14,826	Jamf Holding Corp	Goldman Sachs	10,675	6,631	John Bean Technologies Corp	Goldman Sachs	26,922	3,000	Kadant Inc	Barclays Bank	(32,670)
3,985	Jamf Holding Corp	HSBC	(598)	8,479	John Marshall Bancorp Inc	Barclays Bank	(8,394)	3,033	Kadant Inc	Goldman Sachs	(25,538)
6,059	Jamf Holding Corp	Morgan Stanley	(2,060)	(8,312)	John Marshall Bancorp Inc	HSBC	(33,830)	1,901	Kadant Inc	HSBC	(13,155)
(7,768)	Janus Henderson Group Plc	Bank of America Merrill Lynch	(888)	(4,788)	John Marshall Bancorp Inc	Morgan Stanley	(4,740)	2,796	Kadant Inc	Morgan Stanley	(30,448)
(35,269)	Janus Henderson Group Plc	Barclays Bank	22,572	(12,451)	John Wiley & Sons Inc 'A'	Bank of America Merrill Lynch	(6,226)	8,249	Kaiser Aluminum Corp	Bank of America Merrill Lynch	4,619
(31,020)	Janus Henderson Group Plc	Goldman Sachs	(1,241)	(18,538)	John Wiley & Sons Inc 'A'	Goldman Sachs	(3,381)	1,083	Kaiser Aluminum Corp	Goldman Sachs	606
(11,223)	Janus Henderson Group Plc	HSBC	5,499	(6,762)	John Wiley & Sons Inc 'A'	HSBC	(5,721)	2,152	Kaiser Aluminum Corp	HSBC	(2,604)
(7,162)	Janus Henderson Group Plc	Morgan Stanley	4,584	(9,863)	John Wiley & Sons Inc 'A'	Morgan Stanley	8,075	2,279	Kaiser Aluminum Corp	Morgan Stanley	(7,931)
24,898	Janus International Group Inc	Bank of America Merrill Lynch	(10,473)	(10,094)	John Wiley & Sons Inc 'A'	Morgan Stanley	8,075	4,816	Kaleyra Inc	Barclays Bank	3,660
17,201	Janus International Group Inc	Barclays Bank	(7,468)	4,462	Johnson & Johnson International Plc	Barclays Bank	(12,538)	(5,362)	KalVista Pharmaceuticals Inc	Goldman Sachs	3,700
36,846	Janus International Group Inc	Goldman Sachs	(10,742)	5,770	Johnson Controls International Plc	Barclays Bank	(13,675)	(4,261)	Kaman Corp	Bank of America Merrill Lynch	3,579
34,110	Janus International Group Inc	HSBC	(13,964)	8,521	Johnson Controls International Plc	Goldman Sachs	(15,253)	(12,957)	Kaman Corp	Barclays Bank	18,399
48,641	Janus International Group Inc	Morgan Stanley	(22,375)	3,548	Johnson Controls International Plc	HSBC	(8,728)	(12,136)	Kaman Corp	Goldman Sachs	10,194
1,698	Janux Therapeutics Inc	Bank of America Merrill Lynch	684	10,938	Johnson Controls International Plc	Morgan Stanley	(25,923)	(3,683)	Kaman Corp	HSBC	2,283
2,272	Jazz Pharmaceuticals Plc	Barclays Bank	(15,245)	(2,290)	Johnson Outdoors Inc 'A'	Bank of America Merrill Lynch	5,382	(6,062)	Kaman Corp	Morgan Stanley	8,608
(1,709)	Jazz Pharmaceuticals Plc	Barclays Bank	11,467	(2,278)	Johnson Outdoors Inc 'A'	Barclays Bank	2,916	34,705	Karat Packaging Inc	Barclays Bank	(4,512)
1,997	Jazz Pharmaceuticals Plc	HSBC	(13,860)	(2,278)	Johnson Outdoors Inc 'A'	Barclays Bank	2,916	5,240	Karat Packaging Inc	Goldman Sachs	(838)
(10,204)	JB Hunt Transport Services Inc	Bank of America Merrill Lynch	82,745	(2,278)	Johnson Outdoors Inc 'A'	Barclays Bank	2,916	8,602	Karat Packaging Inc	Morgan Stanley	(1,118)
(2,544)	JB Hunt Transport Services Inc	Barclays Bank	4,108	(2,278)	Johnson Outdoors Inc 'A'	Barclays Bank	2,916	(3,668)	Karuna Therapeutics Inc	Barclays Bank	13,829
(314)	JB Hunt Transport Services Inc	Goldman Sachs	2,608	(2,278)	Johnson Outdoors Inc 'A'	Barclays Bank	2,916	(6,238)	Karuna Therapeutics Inc	Goldman Sachs	53,273
(3,043)	JB Hunt Transport Services Inc	HSBC	31,979	(2,278)	Johnson Outdoors Inc 'A'	Barclays Bank	2,916	(8,630)	Karuna Therapeutics Inc	HSBC	(51,847)
								(288)	Karuna Therapeutics Inc	Morgan Stanley	1,086
								40,055	Karyopharm Therapeutics Inc	Barclays Bank	(11,215)
								10,518	Karyopharm Therapeutics Inc	Goldman Sachs	(2,419)
								7,649	Karyopharm Therapeutics Inc	HSBC	(1,912)
								(40,710)	KB Home	Barclays Bank	13,028
								(5,516)	KB Home	Goldman Sachs	10,094
								(27,580)	KB Home	HSBC	26,201
								(1,537)	KBR Inc	Bank of America Merrill Lynch	1,122

ブラックロック・ストラテジック・ファンズ ブラックロック・アメリカズ・ダイバーシファイド・エクイティ・アブソルート・リターン・ファンド

保有高	銘柄	取引相手	未実現評価益/(損) (米ドル)	保有高	銘柄	取引相手	未実現評価益/(損) (米ドル)	保有高	銘柄	取引相手	未実現評価益/(損) (米ドル)
(2,090)	KBR Inc	Barclays Bank	961	(4,292)	Kezar Life Sciences Inc	HSBC	(1,052)	29,975	Kite Realty Group Trust (REIT)	Bank of America	(45,562)
4,686	KBR Inc	Barclays Bank	(2,156)	6,926	KForce Inc	Barclays Bank	(11,082)			Merrill Lynch	
6,075	KBR Inc	Goldman Sachs	(4,435)	7,011	KForce Inc	Goldman Sachs	9,535	(55,789)	Kite Realty Group Trust (REIT)	Barclays Bank	66,947
(1,848)	KBR Inc	Goldman Sachs	1,349	4,262	KForce Inc	Morgan Stanley	(6,819)				
(13,950)	KBR Inc	HSBC	1,705	759	Kilroy Realty Corp (REIT)	Bank of America	(68)	29,650	Kite Realty Group Trust (REIT)	Barclays Bank	(35,580)
26,971	KBR Inc	HSBC	3,506			Merrill Lynch					
(487)	KBR Inc	Morgan Stanley	224	39,229	Kilroy Realty Corp (REIT)	Barclays Bank	(7,845)	(58,425)	Kite Realty Group Trust (REIT)	Goldman Sachs	88,806
(8,539)	Kearny Financial Corp	Bank of America	(1,195)	23,799	Kilroy Realty Corp (REIT)	Goldman Sachs	(2,142)				
		Merrill Lynch		33,575	Kilroy Realty Corp (REIT)	Morgan Stanley	(6,715)	18,568	Kite Realty Group Trust (REIT)	Goldman Sachs	(28,223)
(161,657)	Kearny Financial Corp	Barclays Bank	19,399	(6,749)	Kimball Electronics Inc	Goldman Sachs	(18,897)				
(86,444)	Kearny Financial Corp	Goldman Sachs	(12,102)	(17,288)	Kimball International Inc 'B'	Bank of America	2,939	(3,632)	Kite Realty Group Trust (REIT)	HSBC	5,230
(2,313)	Kearny Financial Corp	HSBC	486	(26,048)	Kimball International Inc 'B'	Merrill Lynch					
(14,630)	Kearny Financial Corp	Morgan Stanley	1,756			Barclays Bank	2,344	38,933	Kite Realty Group Trust (REIT)	HSBC	(56,064)
18,276	Kellogg Co	Bank of America	(76,759)	(11,197)	Kimball International Inc 'B'	HSBC	1,120	(6,959)	Kite Realty Group Trust (REIT)	Morgan Stanley	6,558
		Merrill Lynch		(45,057)	Kimball International Inc 'B'	Morgan Stanley	4,055	(25,613)	KKR Real Estate Finance Trust Inc (REIT)	Barclays Bank	(4,354)
53,661	Kellogg Co	Barclays Bank	(129,859)	12,513	Kimberly-Clark Corp	Bank of America	(123,331)	(38,994)	KKR Real Estate Finance Trust Inc (REIT)	Goldman Sachs	(30,415)
18,274	Kellogg Co	HSBC	(95,208)	36,599	Kimberly-Clark Corp	Barclays Bank	(286,937)	(20,688)	KKR Real Estate Finance Trust Inc (REIT)	HSBC	(21,102)
8,396	Kelly Services Inc 'A'	Bank of America	(5,373)	1,831	Kimberly-Clark Corp	Goldman Sachs	(20,123)				
		Merrill Lynch		6,373	Kimberly-Clark Corp	HSBC	(75,711)	1,833	KLA Corp	Barclays Bank	55,247
547	Kelly Services Inc 'A'	Barclays Bank	(678)	14,869	Kimberly-Clark Corp	Morgan Stanley	(99,518)	(877)	KLA Corp	HSBC	(52,871)
24,735	Kelly Services Inc 'A'	HSBC	43,039	14,187	Kimco Realty Corp (REIT)	Bank of America	(8,938)	675	KLA Corp	Morgan Stanley	20,344
2,200	Kemper Corp	Bank of America	(2,530)	171,178	Kimco Realty Corp (REIT)	Barclays Bank	(123,248)	(321)	KLA Corp	Morgan Stanley	(9,675)
		Merrill Lynch		103,664	Kimco Realty Corp (REIT)	Goldman Sachs	(65,308)	(20,979)	KLX Energy Services Holdings Inc	Bank of America	53,287
992	Kemper Corp	Goldman Sachs	(1,141)	77,597	Kimco Realty Corp (REIT)	HSBC	(34,143)	(14,261)	KLX Energy Services Holdings Inc	Barclays Bank	30,233
1,715	Kemper Corp	HSBC	(5,488)	85,533	Kimco Realty Corp (REIT)	Morgan Stanley	(61,584)	(1,242)	KLX Energy Services Holdings Inc	Goldman Sachs	3,155
2,705	Kemper Corp	Morgan Stanley	(4,139)	(72,876)	Kinder Morgan Inc	Merrill Lynch	42,997				
1,390	Kennametal Inc	Bank of America	(1,321)	(46,738)	Kinder Morgan Inc	Barclays Bank	19,630	(2,035)	KLX Energy Services Holdings Inc	Morgan Stanley	4,314
		Merrill Lynch		(39,135)	Kinder Morgan Inc	Goldman Sachs	23,090				
36,186	Kennametal Inc	Barclays Bank	(58,983)	(160,398)	Kinder Morgan Inc	HSBC	126,714	3,209	Knight-Swift Transportation Holdings Inc	Bank of America	(4,236)
2,208	Kennametal Inc	Goldman Sachs	(2,998)	(21,871)	Kinder Morgan Inc	Morgan Stanley	9,186				
4,339	Kennametal Inc	HSBC	(8,895)	(15,776)	Kinetik Holdings Inc	Bank of America	(8,408)	2,241	Knight-Swift Transportation Holdings Inc	Barclays Bank	(579)
5,277	Kennametal Inc	Morgan Stanley	(8,602)	(17,031)	Kinetik Holdings Inc	Barclays Bank	(341)	14,796	Knight-Swift Transportation Holdings Inc	HSBC	(22,027)
(9,371)	Kennedy-Wilson Holdings Inc	Bank of America	(9,184)	(5,366)	Kinetik Holdings Inc	Goldman Sachs	(3,381)				
		Merrill Lynch		(29,278)	Kinetik Holdings Inc	Morgan Stanley	(830)	(4,352)	Knowles Corp	Bank of America	(7,311)
(37,730)	Kennedy-Wilson Holdings Inc	Barclays Bank	1,887	15,440	Kimtek Pharmaceuticals Ltd 'A'	Goldman Sachs	(2,934)	(16,975)	Knowles Corp	Barclays Bank	(2,784)
(5,619)	Kennedy-Wilson Holdings Inc	HSBC	(3,225)	14,185	Kinnate Biopharma Inc	Barclays Bank	(3,830)	(25,309)	Knowles Corp	HSBC	(58,717)
		Morgan Stanley	1,305	6,656	Kinnate Biopharma Inc	Goldman Sachs	(3,328)	(1,265)	Knowles Corp	Morgan Stanley	(1,847)
(29,359)	Kennedy-Wilson Holdings Inc	Bank of America	(525)	5,764	Kinnate Biopharma Inc	HSBC	3,862	27,245	Kodiak Sciences Inc	Barclays Bank	(31,332)
		Merrill Lynch		949	Kinsale Capital Group Inc	Bank of America	(14,824)	3,740	Kodiak Sciences Inc	Goldman Sachs	1,459
(398)	Keros Therapeutics Inc	Barclays Bank	622	3,027	Kinsale Capital Group Inc	Merrill Lynch		21,825	Kodiak Sciences Inc	HSBC	17,242
(949)	Keros Therapeutics Inc	Goldman Sachs	(5,870)	(599)	Kinsale Capital Group Inc	Barclays Bank	(32,843)	7,322	Kodiak Sciences Inc	Morgan Stanley	(8,420)
(4,447)	Keros Therapeutics Inc	HSBC	(5,496)	1,140	Kinsale Capital Group Inc	Goldman Sachs	(22,846)	(12,498)	Kohl's Corp	Bank of America	21,871
(1,064)	Keros Therapeutics Inc	Morgan Stanley	536	640	Kinsale Capital Group Inc	HSBC	(1,746)	(11,467)	Kohl's Corp	Barclays Bank	9,747
(819)	Keros Therapeutics Inc	Bank of America	(16,007)	(109)	Kinsale Capital Group Inc	HSBC	2,223	(23,420)	Kohl's Corp	HSBC	42,156
10,743	Keurig Dr Pepper Inc	Merrill Lynch		993	Kinsale Capital Group Inc	Morgan Stanley	(9,402)	(3,896)	Kohl's Corp	Morgan Stanley	3,312
		Barclays Bank	(36,595)	(3,452)	Kirby Corp	Barclays Bank	3,789	6,989	Kontoor Brands Inc	Barclays Bank	(6,500)
35,188	Keurig Dr Pepper Inc	HSBC	(70,868)	(2,904)	Kirby Corp	Goldman Sachs	1,016	(6,584)	Koppers Holdings Inc	Barclays Bank	17,908
35,792	Keurig Dr Pepper Inc	Morgan Stanley	(38,912)	(1,971)	Kirby Corp	HSBC	2,364	(20,635)	Koppers Holdings Inc	Goldman Sachs	47,873
37,415	Keurig Dr Pepper Inc	Bank of America	(2,601)	1,176	Kirby Corp	Morgan Stanley	(1,705)	(663)	Koppers Holdings Inc	HSBC	2,071
7,430	Key Tronic Corp	Merrill Lynch		(8,597)	Kirkland's Inc	Bank of America	860	(1,030)	Koppers Holdings Inc	Morgan Stanley	2,802
		Bank of America	4,452	(18,592)	Kirkland's Inc	Merrill Lynch		5,280	KORE Group Holdings Inc	Barclays Bank	(211)
55,656	KeyCorp	Barclays Bank	(124,322)	(917)	Kirkland's Inc	Goldman Sachs	92	14,530	KORE Group Holdings Inc	Goldman Sachs	3,051
203,807	KeyCorp	Goldman Sachs	13,149	(7,332)	Kirkland's Inc	HSBC	587	15,656	KORE Group Holdings Inc	HSBC	7,358
165,821	KeyCorp	HSBC	(1,658)	(16,697)	Kite Realty Group Trust (REIT)	Bank of America	25,379	4,626	KORE Group Holdings Inc	Morgan Stanley	(185)
147,256	KeyCorp	Morgan Stanley	(89,826)			Merrill Lynch		(2,322)	Korn Ferry	Barclays Bank	4,296
3,662	Keysight Technologies Inc	Bank of America	51,305					(15,264)	Korn Ferry	Goldman Sachs	2,290
		Merrill Lynch									
6,162	Keysight Technologies Inc	Barclays Bank	25,203								
9,816	Keysight Technologies Inc	Goldman Sachs	137,522								
2,144	Keysight Technologies Inc	Morgan Stanley	8,769								
(18,478)	Kezar Life Sciences Inc	Goldman Sachs	2,310								

ブラックロック・ストラテジック・ファンズ ブラックロック・アメリカズ・ダイバーシファイド・エクイティ・アブソルート・リターン・ファンド

保有高	銘柄	取引相手	未実現損益/(損) (米ドル)	保有高	銘柄	取引相手	未実現損益/(損) (米ドル)	保有高	銘柄	取引相手	未実現損益/(損) (米ドル)
(7,024)	Korn Ferry	HSBC	(3,933)	630	Kymera Therapeutics Inc	Barclays Bank	(365)	(13,954)	Lamb Weston Holdings Inc	Barclays Bank	26,791
(49,825)	KORU Medical Systems Inc	Bank of America Merrill Lynch	16,442	1,541	Kymera Therapeutics Inc	Goldman Sachs	(1,294)	(684)	Lamb Weston Holdings Inc	Goldman Sachs	2,777
(3,548)	KORU Medical Systems Inc	Morgan Stanley	674	1,374	Kymera Therapeutics Inc	HSBC	1,814	(14,310)	Lamb Weston Holdings Inc	HSBC	34,409
(3,582)	Kosmos Energy Ltd	Bank of America Merrill Lynch	1,995	1,454	Kymera Therapeutics Inc	Morgan Stanley	(843)	(12,520)	Lamb Weston Holdings Inc	Morgan Stanley	24,038
(54,827)	Kosmos Energy Ltd	Barclays Bank	27,452	(901)	Kyndryl Holdings Inc	Bank of America Merrill Lynch	1,685	1,787	Lancaster Colony Corp	Bank of America Merrill Lynch	(25,322)
(5,430)	Kosmos Energy Ltd	Goldman Sachs	570	2,900	Kyndryl Holdings Inc	Barclays Bank	(49)	(4,399)	Lancaster Colony Corp	Barclays Bank	27,406
(23,430)	Kosmos Energy Ltd	HSBC	2,737	6,789	Kyndryl Holdings Inc	Goldman Sachs	3,415	4,740	Lancaster Colony Corp	Barclays Bank	(29,530)
(22,410)	Kosmos Energy Ltd	Morgan Stanley	9,665	25,746	Kyndryl Holdings Inc	HSBC	9,861	966	Lancaster Colony Corp	Goldman Sachs	(13,688)
(12,893)	Kraft Heinz Co	Bank of America Merrill Lynch	30,299	(7,798)	Kyndryl Holdings Inc	HSBC	12,945	1,115	Lancaster Colony Corp	HSBC	(21,252)
(11,795)	Kraft Heinz Co	Barclays Bank	10,851	(6,049)	Kyndryl Holdings Inc	Morgan Stanley	(3,085)	1,059	Lancaster Colony Corp	Morgan Stanley	(6,598)
(29,333)	Kraft Heinz Co	Barclays Bank	8,237	19,929	L B Foster Co 'A'	Bank of America Merrill Lynch	49,424	(7,574)	Landmark Bancorp Inc	Bank of America Merrill Lynch	(3,257)
(29,333)	Kraft Heinz Co	Goldman Sachs	68,933	8,345	L B Foster Co 'A'	Barclays Bank	3,338	(13,309)	Landmark Bancorp Inc	Goldman Sachs	(5,723)
1,997	Kraft Heinz Co	Goldman Sachs	(4,693)	14,201	L B Foster Co 'A'	Goldman Sachs	35,218	(10,256)	Lands' End Inc	Bank of America Merrill Lynch	14,153
(74,173)	Kraft Heinz Co	HSBC	241,804	10,894	L B Foster Co 'A'	Morgan Stanley	4,358	(8,755)	Lands' End Inc	Goldman Sachs	12,082
(16,142)	Kraft Heinz Co	Morgan Stanley	14,851	335	Laboratory Corp of America Holdings	Bank of America Merrill Lynch	(4,459)	(2,066)	Lands' End Inc	Morgan Stanley	3,430
46,883	Kratos Defense & Security Solutions Inc	HSBC	(1,875)	(2,142)	Laboratory Corp of America Holdings	Barclays Bank	17,986	16,919	Landsea Homes Corp	Barclays Bank	2,707
(13,148)	Krispy Kreme Inc	Bank of America Merrill Lynch	1,306	729	Laboratory Corp of America Holdings	Barclays Bank	(6,583)	4,886	Landsea Homes Corp	Goldman Sachs	3,371
(47,600)	Krispy Kreme Inc	HSBC	(2,042)	(4,061)	Laboratory Corp of America Holdings	Goldman Sachs	54,052	10,651	Landsea Homes Corp	HSBC	12,781
(55,325)	Krispy Kreme Inc	Morgan Stanley	30,118	78	Laboratory Corp of America Holdings	Goldman Sachs	(1,038)	2,510	Landsea Homes Corp	Morgan Stanley	402
(2,783)	Kroger Co	Bank of America Merrill Lynch	9,796	(2,537)	Laboratory Corp of America Holdings	HSBC	32,930	1,054	Landstar System Inc	Bank of America Merrill Lynch	(2,793)
14,115	Kroger Co	Barclays Bank	(62,529)	2,153	Laboratory Corp of America Holdings	HSBC	(27,946)	6,288	Landstar System Inc	Barclays Bank	(88)
(4,085)	Kroger Co	Barclays Bank	16,317	(3,077)	Laboratory Corp of America Holdings	Morgan Stanley	27,785	9,038	Landstar System Inc	Goldman Sachs	(23,950)
(9,776)	Kroger Co	Goldman Sachs	34,931	2,217	Laboratory Corp of America Holdings	Morgan Stanley	(20,020)	1,534	Landstar System Inc	HSBC	(6,378)
(3,443)	Kroger Co	HSBC	12,402	90,362	Ladder Capital Corp (REIT)	Barclays Bank	(10,843)	1,539	Landstar System Inc	Morgan Stanley	(249)
1,183	Kroger Co	Morgan Stanley	(5,241)	101,380	Ladder Capital Corp (REIT)	Goldman Sachs	29,400	(700)	Lantheus Holdings Inc	Bank of America Merrill Lynch	8,056
2,872	Kronos Bio Inc	Bank of America Merrill Lynch	(919)	95,763	Ladder Capital Corp (REIT)	HSBC	37,348	(4,607)	Lantheus Holdings Inc	Barclays Bank	55,192
16,128	Kronos Bio Inc	Barclays Bank	(4,838)	5,225	Ladder Capital Corp (REIT)	Morgan Stanley	(627)	(1,675)	Lantheus Holdings Inc	Goldman Sachs	21,557
14,669	Kronos Bio Inc	Goldman Sachs	(4,694)	3,479	Lakeland Bancorp Inc	Merrill Lynch	2,679	4,370	Lantronix Inc	HSBC	3,278
35,744	Kronos Bio Inc	HSBC	(13,225)	53,752	Lakeland Bancorp Inc	Barclays Bank	(12,900)	649	Las Vegas Sands Corp	Bank of America Merrill Lynch	(3,466)
37,219	Kronos Bio Inc	Morgan Stanley	(11,166)	4,279	Lakeland Bancorp Inc	Goldman Sachs	3,295	(24,578)	Las Vegas Sands Corp	Barclays Bank	119,941
(26,342)	Kronos Worldwide Inc	Bank of America Merrill Lynch	(10,537)	40,930	Lakeland Bancorp Inc	HSBC	31,516	1,383	Las Vegas Sands Corp	Barclays Bank	(6,749)
(30,835)	Kronos Worldwide Inc	Barclays Bank	10,176	9,913	Lakeland Bancorp Inc	Morgan Stanley	(2,379)	(31,572)	Latch Inc	Barclays Bank	947
(10,285)	Kronos Worldwide Inc	Goldman Sachs	(4,114)	(349)	Lakeland Financial Corp	Bank of America Merrill Lynch	(2,673)	(8,106)	Latch Inc	HSBC	(1,626)
(8,108)	Kronos Worldwide Inc	HSBC	162	(10,852)	Lakeland Financial Corp	Barclays Bank	(10,309)	(5,644)	Latham Group Inc	Bank of America Merrill Lynch	(508)
(6,939)	Kronos Worldwide Inc	Morgan Stanley	2,290	(2,099)	Lakeland Financial Corp	Morgan Stanley	(1,994)	(9,345)	Latham Group Inc	Barclays Bank	(2,523)
(905)	Krystal Biotech Inc	Barclays Bank	1,647	(29,422)	Lakeland Industries Inc	Barclays Bank	(736)	(24,347)	Latham Group Inc	Goldman Sachs	(2,191)
(5,319)	Krystal Biotech Inc	HSBC	(135,425)	383	Lam Research Corp	Barclays Bank	15,737	(10,083)	Latham Group Inc	HSBC	(12,402)
(3,662)	Kulicke & Soffia Industries Inc	Barclays Bank	(6,592)	40	Lam Research Corp	Goldman Sachs	(152)	6,264	Lattice Semiconductor Corp	Bank of America Merrill Lynch	(6,640)
(5,300)	Kulicke & Soffia Industries Inc	Goldman Sachs	(25,122)	96	Lam Research Corp	HSBC	9,540	31,350	Lattice Semiconductor Corp	Barclays Bank	(31,760)
12,691	Kura Oncology Inc	Bank of America Merrill Lynch	9,391	627	Lam Research Corp	Morgan Stanley	25,763	27,808	Lattice Semiconductor Corp	Goldman Sachs	(26,850)
12,561	Kura Oncology Inc	Barclays Bank	126	313	Lamar Advertising Co 'A' (REIT)	Bank of America Merrill Lynch	(1,653)	12,473	Lattice Semiconductor Corp	HSBC	(19,539)
16,620	Kura Oncology Inc	Goldman Sachs	12,299	40	Lam Research Corp	Goldman Sachs	(152)	5,584	Lattice Semiconductor Corp	Morgan Stanley	(6,087)
6,994	Kura Oncology Inc	HSBC	15,457	96	Lam Research Corp	HSBC	9,540	12,588	Laureate Education Inc	Bank of America Merrill Lynch	2,077
(138)	Kura Sushi USA Inc 'A'	Bank of America Merrill Lynch	(2,343)	627	Lam Research Corp	Morgan Stanley	25,763	13,714	Laureate Education Inc	Barclays Bank	(1,440)
(3,316)	Kura Sushi USA Inc 'A'	Barclays Bank	(40,157)	313	Lamar Advertising Co 'A' (REIT)	Bank of America Merrill Lynch	(1,653)	88,520	Laureate Education Inc	Goldman Sachs	14,606
(2,309)	Kura Sushi USA Inc 'A'	HSBC	(44,056)	2,763	Lamar Advertising Co 'A' (REIT)	Barclays Bank	(11,660)	27,478	Laureate Education Inc	HSBC	5,633
3,795	KVH Industries Inc	Bank of America Merrill Lynch	(1,746)	2,636	Lamar Advertising Co 'A' (REIT)	Goldman Sachs	(13,918)	8,781	La-Z-Boy Inc	Bank of America Merrill Lynch	(11,415)
30,118	KVH Industries Inc	Barclays Bank	(14,457)	(1,608)	Lamb Weston Holdings Inc	Bank of America Merrill Lynch	6,799	26,481	La-Z-Boy Inc	Barclays Bank	(9,004)
13,245	KVH Industries Inc	Morgan Stanley	(6,358)					18,575	La-Z-Boy Inc	Goldman Sachs	(24,148)
2,476	Kymera Therapeutics Inc	Bank of America Merrill Lynch	(2,080)								

ブラックロック・ストラテジック・ファンズ ブラックロック・アメリカズ・ダイバーシファイド・エクイティ・アブソルート・リターン・ファンド

保有高	銘柄	取引相手	未実現評価増益/(損) (米ドル)	保有高	銘柄	取引相手	未実現評価増益/(損) (米ドル)	保有高	銘柄	取引相手	未実現評価増益/(損) (米ドル)
9,276	La-Z-Boy Inc	HSBC	(12,615)	(2,750)	Lennar Corp 'A'	Morgan Stanley	9,240	14,528	Liberty Latin America Ltd 'A'	Morgan Stanley	(10,315)
14,147	La-Z-Boy Inc	Morgan Stanley	(4,810)	2,462	Lennox International Inc	Bank of America	(19,844)	10,399	Liberty Latin America Ltd 'C'	Bank of America	(9,307)
(14,698)	Lazadays Holdings Inc	Goldman Sachs	(8,084)	3,143	Lennox International Inc	Merrill Lynch	(7,826)	8,318	Liberty Latin America Ltd 'C'	Merrill Lynch	(6,031)
(1,580)	Lazadays Holdings Inc	Morgan Stanley	(600)	(487)	Lennox International Inc	Barclays Bank	(7,826)	8,367	Liberty Latin America Ltd 'C'	Barclays Bank	(4,006)
(1,008)	LCI Industries	Bank of America	2,789	828	Lennox International Inc	Goldman Sachs	(6,674)	36,078	Liberty Latin America Ltd 'C'	Goldman Sachs	(26,157)
(2,054)	LCI Industries	Merrill Lynch	8,148	(107)	Lennox International Inc	HSBC	378	(14)	Liberty Media Corp-Liberty Braves 'A'	Merrill Lynch	24
(2,852)	LCI Industries	Barclays Bank	8,043	(22,250)	LENSAR Inc	Bank of America	(20,470)	(24,102)	Liberty Media Corp-Liberty Braves 'A'	Goldman Sachs	41,937
(6,056)	LCI Industries	Goldman Sachs	8,043	(586)	LENSAR Inc	Merrill Lynch	(234)	(12,056)	Liberty Media Corp-Liberty Braves 'A'	HSBC	18,687
(3,481)	LCI Industries	HSBC	29,838	(1,462)	LENSAR Inc	Barclays Bank	(234)	(13,383)	Liberty Media Corp-Liberty Braves 'C'	Barclays Bank	11,911
3,107	LCNB Corp	Morgan Stanley	9,473	(7,457)	LENSAR Inc	Goldman Sachs	(1,345)	(22,999)	Liberty Media Corp-Liberty Braves 'C'	Goldman Sachs	39,328
11,046	LCNB Corp	Bank of America	(4,101)	(10,755)	LENSAR Inc	HSBC	(3,654)	(9,721)	Liberty Media Corp-Liberty Formula One 'A'	Merrill Lynch	40,051
4,185	LCNB Corp	Merrill Lynch	(6,186)	(13,046)	Leslie's Inc	Morgan Stanley	(4,302)	(2,338)	Liberty Media Corp-Liberty Formula One 'A'	Bank of America	40,051
4,094	LCNB Corp	Barclays Bank	(6,186)	(12,696)	Leslie's Inc	Bank of America	17,155	(9,006)	Liberty Media Corp-Liberty Formula One 'A'	Merrill Lynch	(1,397)
7,441	LCNB Corp	Goldman Sachs	(4,167)	(46,569)	Leslie's Inc	Merrill Lynch	17,155	(379)	Liberty Media Corp-Liberty Formula One 'A'	Bank of America	4,325
5,872	Lear Corp	HSBC	(2,866)	(38,566)	Leslie's Inc	Barclays Bank	11,998	(5,705)	Liberty Media Corp-Liberty Formula One 'A'	Barclays Bank	4,325
4,207	Lear Corp	Morgan Stanley	(16,676)	(32,342)	Leslie's Inc	Goldman Sachs	61,238	(493)	Liberty Media Corp-Liberty Formula One 'A'	Goldman Sachs	(1,561)
12,822	Lear Corp	Goldman Sachs	2,356	(7,915)	Leslie's Inc	HSBC	68,840	(21,615)	Liberty Media Corp-Liberty Formula One 'A'	HSBC	17,457
(634)	Lear Corp	HSBC	(52,955)	(2,184)	Levi Strauss & Co 'A'	Morgan Stanley	30,563	493	Liberty Media Corp-Liberty Formula One 'A'	HSBC	(1,509)
8,480	Lear Corp	HSBC	2,819	(13,007)	Levi Strauss & Co 'A'	Morgan Stanley	(706)	(17,595)	Liberty Media Corp-Liberty Formula One 'C'	Goldman Sachs	81,817
1,942	Lear Corp	Morgan Stanley	(24,083)	(7,500)	Levi Strauss & Co 'A'	Goldman Sachs	939	8,081	Liberty Media Corp-Liberty SiriusXM 'C'	Goldman Sachs	812
1,942	Lee Enterprises Inc	Barclays Bank	1,602	(3,374)	Lexicon Pharmaceuticals Inc	HSBC	8,443	1,371	Liberty Media Corp-Liberty SiriusXM 'C'	Bank of America	(452)
2,167	Lee Enterprises Inc	Goldman Sachs	3,001	(2,606)	Lexicon Pharmaceuticals Inc	Merrill Lynch	8,443	2,156	Liberty Media Corp-Liberty SiriusXM 'C'	Merrill Lynch	(108)
1,696	Lee Enterprises Inc	HSBC	4,622	(22,877)	Lexicon Pharmaceuticals Inc	Goldman Sachs	915	30,815	Li-Cycle Holdings Corp	Bank of America	9,553
950	Lee Enterprises Inc	Morgan Stanley	784	(16,282)	Lexicon Pharmaceuticals Inc	HSBC	5,210	28,619	Li-Cycle Holdings Corp	Merrill Lynch	(3,148)
(3,116)	Legacy Housing Corp	Bank of America	7,131	(6,000)	Lexicon Pharmaceuticals Inc	Morgan Stanley	1,620	14,118	Li-Cycle Holdings Corp	Goldman Sachs	2,505
(5,967)	Legacy Housing Corp	Merrill Lynch	12,232	(4,237)	LGI Homes Inc	Bank of America	14,088	18,275	Li-Cycle Holdings Corp	HSBC	(3,812)
(4,267)	Legacy Housing Corp	Barclays Bank	12,232	(8,856)	LGI Homes Inc	Merrill Lynch	14,088	18,275	Li-Cycle Holdings Corp	Merrill Lynch	(1,622)
(8,619)	Legacy Housing Corp	Goldman Sachs	13,868	(6,654)	LGI Homes Inc	Barclays Bank	30,553	18,275	Life Time Group Holdings Inc	Barclays Bank	7,384
(894)	Legacy Housing Corp	HSBC	24,433	(8,810)	LGI Homes Inc	Goldman Sachs	22,124	12,689	LifeTime Brands Inc	Goldman Sachs	325
(14,655)	Legalzoom.com Inc	Morgan Stanley	1,833	4,126	LGI Homes Inc	HSBC	5,991	(6,212)	LifeMD Inc	Bank of America	(2,112)
(1,699)	Leggett & Platt Inc	Bank of America	3,347	1,082	Liberty Broadband Corp 'A'	Morgan Stanley	1,620	(13,528)	LifeMD Inc	Merrill Lynch	812
(26,136)	Leggett & Platt Inc	Merrill Lynch	52,795	1,536	Liberty Broadband Corp 'C'	Bank of America	(3,419)	10,666	LifeStance Health Group Inc	Barclays Bank	(4,586)
(30,187)	Leggett & Platt Inc	Barclays Bank	59,469	490	Liberty Broadband Corp 'C'	Merrill Lynch	(3,419)	6,463	LifeStance Health Group Inc	HSBC	(3,102)
(58,376)	Leggett & Platt Inc	Goldman Sachs	59,469	26,185	Liberty Energy Inc	Bank of America	(7,376)	(1,475)	Lifetime Brands Inc	Morgan Stanley	325
(8,627)	Leggett & Platt Inc	HSBC	132,514	34,635	Liberty Energy Inc	Merrill Lynch	(7,376)				
1,409	Leidos Holdings Inc	Morgan Stanley	17,427	20,547	Liberty Energy Inc	Barclays Bank	(39,138)				
1,874	Leidos Holdings Inc	Bank of America	902	63,864	Liberty Energy Inc	Goldman Sachs	(4,931)				
(1,737)	Leidos Holdings Inc	Merrill Lynch	902	50,994	Liberty Global Plc 'A'	HSBC	(15,827)				
(1,737)	Leidos Holdings Inc	Barclays Bank	(1,968)	51,007	Liberty Global Plc 'A'	Bank of America	(60,683)				
(1,737)	Leidos Holdings Inc	Goldman Sachs	(1,112)	1,357	Liberty Global Plc 'A'	Merrill Lynch	(34,685)				
2,347	Leidos Holdings Inc	HSBC	960	144,340	Liberty Global Plc 'A'	Barclays Bank	(1,615)				
1,198	Leidos Holdings Inc	Morgan Stanley	2,434	18,664	Liberty Latin America Ltd 'A'	Goldman Sachs	(126,035)				
1,392	Leidos Holdings Inc	Barclays Bank	(1,462)	5,113	Liberty Latin America Ltd 'A'	Merrill Lynch	(98,151)				
(7,341)	LeMaitre Vascular Inc	Goldman Sachs	(1,909)	52,190	Liberty Latin America Ltd 'A'	Bank of America	(16,051)				
(9,398)	LeMaitre Vascular Inc	HSBC	(1,948)	10,095	Liberty Latin America Ltd 'A'	Barclays Bank	(3,630)				
(779)	LeMaitre Vascular Inc	Bank of America	3,443		Liberty Latin America Ltd 'A'	Goldman Sachs	(44,883)				
1,967	Lemonade Inc	Merrill Lynch	5,055		Liberty Latin America Ltd 'A'	Merrill Lynch	(44,883)				
4,117	Lemonade Inc	Barclays Bank	10,581		Liberty Latin America Ltd 'A'	Bank of America	(44,883)				
9,427	LendingClub Corp	Goldman Sachs	10,581		Liberty Latin America Ltd 'A'	Merrill Lynch	(44,883)				
50,425	LendingClub Corp	Bank of America	7,353		Liberty Latin America Ltd 'A'	Barclays Bank	(44,883)				
8,525	LendingClub Corp	Merrill Lynch	5,043		Liberty Latin America Ltd 'A'	Goldman Sachs	(44,883)				
1,410	LendingTree Inc	Barclays Bank	5,043		Liberty Latin America Ltd 'A'	HSBC	(44,883)				
9,356	LendingTree Inc	Goldman Sachs	6,650		Liberty Latin America Ltd 'A'	Bank of America	(44,883)				
8,094	LendingTree Inc	HSBC	(1,217)		Liberty Latin America Ltd 'A'	Merrill Lynch	(44,883)				
897	LendingTree Inc	Morgan Stanley	14		Liberty Latin America Ltd 'A'	Barclays Bank	(44,883)				
1,158	LendingTree Inc	Bank of America	5,452		Liberty Latin America Ltd 'A'	Goldman Sachs	(44,883)				
(885)	Lennar Corp 'A'	Merrill Lynch	5,452		Liberty Latin America Ltd 'A'	HSBC	(44,883)				
(9,160)	Lennar Corp 'A'	Barclays Bank	30,778		Liberty Latin America Ltd 'A'	Bank of America	(44,883)				
(2,591)	Lennar Corp 'A'	HSBC	18,918		Liberty Latin America Ltd 'A'	Merrill Lynch	(44,883)				

ブラックロック・ストラテジック・ファンズ ブラックロック・アメリカズ・ダイバーシファイド・エクイティ・アブソルート・リターン・ファンド

保有高	銘柄	取引相手	未実現損益/額 (米ドル)	保有高	銘柄	取引相手	未実現損益/額 (米ドル)	保有高	銘柄	取引相手	未実現損益/額 (米ドル)
30,358	Lifevantage Corp	Barclays Bank	(304)	(35,893)	Lineage Cell	HSBC	7,179	6,985	LL Flooring Holdings Inc	Bank of America	10,610
10,953	Lifevantage Corp	Morgan Stanley	(110)		Therapeutics Inc				Merrill Lynch		
321	Ligand	Bank of America	(2,420)	20,715	Lions Gate	Barclays Bank	(1,243)	24,140	LL Flooring Holdings Inc	Barclays Bank	28,702
	Pharmaceuticals Inc	Merrill Lynch			Entertainment Corp 'A'			9,223	LL Flooring Holdings Inc	Morgan Stanley	10,966
5,233	Ligand	Barclays Bank	(27,683)	4,347	Lions Gate	HSBC	(2,130)	(363)	Loews Corp	Bank of America	741
	Pharmaceuticals Inc				Entertainment Corp 'A'				Merrill Lynch		
829	Ligand	Goldman Sachs	(6,251)	13,239	Lions Gate	Barclays Bank	(1,192)	(107,524)	Loews Corp	Barclays Bank	220,424
	Pharmaceuticals Inc				Entertainment Corp 'B'			(88,659)	Loews Corp	Goldman Sachs	155,153
1,005	Ligand	HSBC	(7,437)	8,224	Lions Gate	Goldman Sachs	(82)	(45,163)	Loews Corp	HSBC	98,456
	Pharmaceuticals Inc				Entertainment Corp 'B'			(26,066)	Loews Corp	Morgan Stanley	51,222
440	Ligand	Morgan Stanley	(2,328)	6,093	Lions Gate	HSBC	(2,681)	(1,622)	Lordstown	Bank of America	3,006
	Pharmaceuticals Inc				Entertainment Corp 'B'				Motors Corp 'A'	Merrill Lynch	
(6,798)	Light & Wonder Inc	Bank of America	36,812	9,784	Lions Gate	Morgan Stanley	(881)	(12,533)	Lordstown	Barclays Bank	14,539
	Merrill Lynch				Entertainment Corp 'B'				Motors Corp 'A'		
(59,707)	Light & Wonder Inc	Barclays Bank	308,468	(25,156)	Liquidia Corp	Barclays Bank	9,559	(328)	Lordstown	Goldman Sachs	609
(15,973)	Light & Wonder Inc	HSBC	37,367	(11,704)	Liquidia Corp	Goldman Sachs	(8,310)		Motors Corp 'A'		
(13,007)	Lightwave Logic Inc	Barclays Bank	(23,543)	(3,848)	Liquidia Corp	Morgan Stanley	1,462	(210)	Lordstown	Morgan Stanley	245
(67,916)	Lightwave Logic Inc	HSBC	(163,678)	(9,837)	Liquidity Services Inc	Bank of America	2,656		Motors Corp 'A'		
1,419	Limbach Holdings Inc	Bank of America	(957)		Liquidity Services Inc	Merrill Lynch		2,921	Louisiana-Pacific Corp	Bank of America	(7,031)
	Merrill Lynch			(3,666)	Liquidity Services Inc	Barclays Bank	1,283		Merrill Lynch		
3,808	Limbach Holdings Inc	Barclays Bank	(3,389)	(4,601)	Liquidity Services Inc	HSBC	(4,141)	(806)	Louisiana-Pacific Corp	Barclays Bank	1,934
5,283	Limbach Holdings Inc	Goldman Sachs	(906)	(8,072)	Liquidity Services Inc	Morgan Stanley	2,825	329	Louisiana-Pacific Corp	Goldman Sachs	(117)
2,588	Limbach Holdings Inc	HSBC	(1,690)	90	Lithia Motors Inc	HSBC	2,489	805	Louisiana-Pacific Corp	HSBC	389
2,512	Limbach Holdings Inc	Morgan Stanley	(518)	(982)	Lithia Motors Inc	HSBC	(16,504)	2,160	Louisiana-Pacific Corp	Morgan Stanley	(1,843)
(13,503)	Limoneira Co	Barclays Bank	12,153	(1,673)	Littelfuse Inc	Barclays Bank	15,693	(2,367)	Lovesac Co	Bank of America	10,652
(24,868)	Limoneira Co	Goldman Sachs	9,947	(194)	Littelfuse Inc	Goldman Sachs	93		Merrill Lynch		
(3,408)	Limoneira Co	HSBC	3,033	(178)	Littelfuse Inc	HSBC	(1,018)	(2,805)	Lovesac Co	HSBC	14,642
17,702	Lincoln Educational Services Corp	Bank of America	(354)	(115)	Littelfuse Inc	Morgan Stanley	1,079	1,118	Lowe's Cos Inc	HSBC	(2,057)
	Merrill Lynch			1,372	LiveNation Plc	Bank of America	(4,747)	312	LPL Financial Holdings Inc	Bank of America	1,438
10,070	Lincoln Educational Services Corp	Goldman Sachs	(201)		LiveNation Plc	Merrill Lynch		681	LPL Financial Holdings Inc	Merrill Lynch	
	Services Corp			10,118	LiveNation Plc	Barclays Bank	(18,921)		HSBC		2,044
31,287	Lincoln Educational Services Corp	HSBC	12,515	837	LiveNation Plc	Goldman Sachs	(1,512)	981	LPL Financial Holdings Inc	Morgan Stanley	(2,285)
	Services Corp			9,211	LiveNation Plc	HSBC	(29,936)	7,181	LSB Industries Inc	Barclays Bank	2,011
13,660	Lincoln Educational Services Corp	Morgan Stanley	(2,322)	1,030	LiveNation Plc	Morgan Stanley	(1,926)	18,377	LSI Industries Inc	Barclays Bank	(16,539)
	Services Corp			(577)	Live Nation	Barclays Bank	2,620	5,432	LSI Industries Inc	Goldman Sachs	(2,553)
(885)	Lincoln Electric Holdings Inc	Bank of America	(2,812)	(410)	Live Nation	Goldman Sachs	1,758	4,313	LSI Industries Inc	HSBC	(2,631)
	Merrill Lynch				Entertainment Inc			(63,772)	LTC Properties Inc (REIT)	Barclays Bank	26,147
(1,644)	Lincoln Electric Holdings Inc	Barclays Bank	(2,334)	4,707	Live Nation	HSBC	11,250	(42)	LTC Properties Inc (REIT)	Morgan Stanley	17
	Goldman Sachs				Entertainment Inc			(186,034)	Lucid Group Inc	Barclays Bank	(5,581)
(8,819)	Lincoln Electric Holdings Inc	Goldman Sachs	(26,193)	(980)	Live Nation	Morgan Stanley	4,449	(31,645)	Lucid Group Inc	HSBC	950
	HSBC				Entertainment Inc			(11,453)	Lucid Group Inc	Morgan Stanley	(344)
(12,653)	Lincoln Electric Holdings Inc	HSBC	(39,638)	(4,649)	Live Oak Bancshares Inc	Bank of America	(2,046)	4,888	Lululemon Athletica Inc	Bank of America	(216,489)
	Merrill Lynch				Merrill Lynch				Merrill Lynch		
(1,929)	Lincoln Electric Holdings Inc	Morgan Stanley	(5,546)	(26,746)	Live Oak Bancshares Inc	Barclays Bank	21,129	2,557	Lululemon Athletica Inc	Barclays Bank	(81,057)
	Barclays Bank			(24,105)	Live Oak Bancshares Inc	HSBC	(31,196)	416	Lululemon Athletica Inc	Morgan Stanley	(13,187)
4,222	Lincoln National Corp	Barclays Bank	(3,631)	(5,344)	Live Oak Bancshares Inc	Morgan Stanley	4,222	(4,042)	Lulu's Fashion	Barclays Bank	970
(7,272)	Lindblad Expeditions Holdings Inc	Bank of America	6,181	(11,850)	Live Oak Bancshares Inc	Morgan Stanley	4,222		Lounge Holdings Inc		
	Merrill Lynch				Livent Corp	Bank of America	25,833	(8,764)	Lulu's Fashion	HSBC	964
(10,517)	Lindblad Expeditions Holdings Inc	Barclays Bank	7,730	(8,100)	Livent Corp	Merrill Lynch		(3,567)	Lounge Holdings Inc		
	HSBC				Livent Corp	Barclays Bank	8,910		Lulu's Fashion	Morgan Stanley	856
(2,353)	Lindblad Expeditions Holdings Inc	HSBC	5,035	1,308	Livent Corp	Barclays Bank	(1,439)		Lounge Holdings Inc		
	Morgan Stanley			5,757	Livent Corp	Goldman Sachs	(7,507)	53,312	Lumen Technologies Inc	Barclays Bank	(9,596)
(2,647)	Lindblad Expeditions Holdings Inc	Morgan Stanley	1,946	(4,939)	Livent Corp	HSBC	3,655	37,389	Lumen Technologies Inc	HSBC	(11,217)
	Barclays Bank			4,590	Livent Corp	HSBC	(5,999)	54,180	Lumen Technologies Inc	Morgan Stanley	(9,752)
(10,979)	Linde Plc	Barclays Bank	130,101	(11,610)	Livent Corp	Morgan Stanley	12,771	(4,519)	Lumentum Holdings Inc	Bank of America	(37,772)
	Goldman Sachs			4,739	Livent Corp	Morgan Stanley	(2,390)		Merrill Lynch		
(5,814)	Linde Plc	HSBC	64,710	68,974	LivePerson Inc	Barclays Bank	(58,628)	(5,156)	Lumentum Holdings Inc	Barclays Bank	(29,286)
(6,876)	Linde Plc	Morgan Stanley	81,480	3,986	LivePerson Inc	Goldman Sachs	(2,551)	(1,805)	Lumentum Holdings Inc	Goldman Sachs	(12,356)
1,753	Lindsay Corp	Bank of America	(2,805)	1,037	LivePerson Inc	HSBC	(591)	(2,753)	Lumentum Holdings Inc	HSBC	(16,683)
	Merrill Lynch			11,301	LiveRamp Holdings Inc	Barclays Bank	(33,677)	(5,768)	Lumentum Holdings Inc	Morgan Stanley	(32,762)
956	Lindsay Corp	Barclays Bank	679	9,854	LiveRamp Holdings Inc	Goldman Sachs	(6,307)	(10,262)	Luminar Technologies Inc	Barclays Bank	616
2,027	Lindsay Corp	HSBC	(3,243)	2,764	LiveRamp Holdings Inc	HSBC	1,050	(1,100)	Luminar Technologies Inc	Morgan Stanley	66
5,132	Lindsay Corp	Morgan Stanley	3,644	10,880	LKQ Corp	Bank of America	(57,120)	(1,800)	Lumos Pharma Inc	Bank of America	(1,368)
(63,597)	Lineage Cell	Bank of America	6,360	(3,944)	LKQ Corp	Merrill Lynch			Merrill Lynch		
	Therapeutics Inc	Merrill Lynch			LKQ Corp	Morgan Stanley	13,804	(9,318)	Lumos Pharma Inc	Barclays Bank	(2,330)

ブラックロック・ストラテジック・ファンズ ブラックロック・アメリカズ・ダイバーシファイド・エクイティ・アブソルート・リターン・ファンド

保有高	銘柄	取引相手	未実現評価増益/(損) (米ドル)	保有高	銘柄	取引相手	未実現評価増益/(損) (米ドル)	保有高	銘柄	取引相手	未実現評価増益/(損) (米ドル)
(10)	Lumos Pharma Inc	Goldman Sachs	(8)	(9,861)	MACOM Technology Solutions Holdings Inc	Goldman Sachs	(26,526)	(11,513)	Mammoth Energy Services Inc	Morgan Stanley	5,526
(27,778)	Luna Innovations Inc	Barclays Bank	(21,667)								
(399)	Luna Innovations Inc	Goldman Sachs	(539)	(16,879)	MACOM Technology Solutions Holdings Inc	HSBC	(73,501)	2,531	Manhattan Associates Inc	Bank of America	19,876
38,448	Luther Burbank Corp	Bank of America	11,534	(30,629)	MACOM Technology Solutions Holdings Inc	Morgan Stanley	(4,594)	8,600	Manhattan Associates Inc	Merrill Lynch	
		Merrill Lynch						6,941	Manhattan Associates Inc	Barclays Bank	28,896
10,292	Luther Burbank Corp	Barclays Bank	(3,602)	22,309	MacroGenics Inc	Barclays Bank	(23,648)	9,949	Manhattan Associates Inc	Goldman Sachs	55,142
21,960	Luther Burbank Corp	Goldman Sachs	6,588	(32,448)	Macy's Inc	Bank of America	23,858	23,472	Manhattan Associates Inc	HSBC	107,077
7,686	Luther Burbank Corp	HSBC	3,151	(2,549)	Macy's Inc	Bank of America		23,472	Manitowoc Co Inc	Morgan Stanley	85,241
4,924	Luther Burbank Corp	Morgan Stanley	(1,723)	7,945	Macy's Inc	Merrill Lynch		23,436	MannKind Corp	Barclays Bank	(24,139)
4,056	Luxfer Holdings Plc	Bank of America	243	13,313	Macy's Inc	Barclays Bank	3,033	(10,525)	MannKind Corp	Bank of America	(105)
		Merrill Lynch		(19,341)	Macy's Inc	Barclays Bank	(9,455)	(32,214)	MannKind Corp	Merrill Lynch	
8,529	Luxfer Holdings Plc	Barclays Bank	(5,288)	(12,058)	Macy's Inc	Goldman Sachs	(20,502)	(72,687)	MannKind Corp	Barclays Bank	8,054
9,274	Luxfer Holdings Plc	Goldman Sachs	556	(7,125)	Macy's Inc	HSBC	(15,917)	(15,287)	MannKind Corp	Goldman Sachs	(727)
6,313	Luxfer Holdings Plc	HSBC	(3,472)	(1,192)	Madison Square Garden Entertainment Corp	HSBC	(1,894)	683	ManpowerGroup Inc	HSBC	(10,089)
7,707	Luxfer Holdings Plc	Morgan Stanley	(4,778)	(6,026)	Madison Square Garden Entertainment Corp	Morgan Stanley	9,289	7,419	ManpowerGroup Inc	Bank of America	(1,223)
50,589	LXP Industrial Trust (REIT)	Bank of America	12,458	(2,380)	Madison Square Garden Entertainment Corp	Bank of America	(52,415)	408	ManpowerGroup Inc	Merrill Lynch	(33,089)
		Merrill Lynch		(1,704)	Madison Square Garden Entertainment Corp	Merrill Lynch	15,969	12,234	ManpowerGroup Inc	Barclays Bank	(730)
30,554	LXP Industrial Trust (REIT)	Barclays Bank	(917)	(4,017)	Madison Square Garden Entertainment Corp	Barclays Bank	(9,100)	585	ManpowerGroup Inc	Goldman Sachs	(12,723)
				4,049	Madison Square Garden Sports Corp	Bank of America	(9,100)	48,334	Marathon Oil Corp	Morgan Stanley	(2,609)
42,143	LXP Industrial Trust (REIT)	Goldman Sachs	10,114	1,482	Madison Square Garden Sports Corp	Merrill Lynch		119,993	Marathon Oil Corp	Barclays Bank	(52,684)
29,151	LXP Industrial Trust (REIT)	HSBC	15,742	(1,163)	Madrigal Pharmaceuticals Inc	Bank of America	11,840	29,222	Marathon Oil Corp	Goldman Sachs	(40,018)
30,875	LXP Industrial Trust (REIT)	Morgan Stanley	(926)	(1,681)	Madrigal Pharmaceuticals Inc	Merrill Lynch	9,044	39,419	Marathon Oil Corp	HSBC	(14,027)
(21,566)	Lyell Immunopharma Inc	HSBC	(13,587)	(728)	Madrigal Pharmaceuticals Inc	Goldman Sachs	7,411	356	Marathon Petroleum Corp	Morgan Stanley	(42,966)
				(817)	Madrigal Pharmaceuticals Inc	Goldman Sachs	7,411	2,698	Marathon Petroleum Corp	Bank of America	(1,894)
(12,422)	Lyell Immunopharma Inc	Morgan Stanley	(497)	(4,259)	Magnite Inc	Bank of America	(8,097)	716	Marathon Petroleum Corp	Merrill Lynch	(14,353)
				(31,293)	Magnite Inc	Bank of America	(11,457)	2,229	Marathon Petroleum Corp	Barclays Bank	(8,484)
24,410	Lyft Inc 'A'	Bank of America	11,229	20,066	Magnolia Oil & Gas Corp 'A'	Merrill Lynch	(120,141)	5,901	Marathon Petroleum Corp	Goldman Sachs	(3,809)
		Merrill Lynch		(1,163)	Madrigal Pharmaceuticals Inc	Barclays Bank	9,044	(2,609)	Maravai LifeSciences Holdings Inc 'A'	HSBC	(8,484)
11,596	Lyft Inc 'A'	HSBC	5,334	(1,083)	Madrigal Pharmaceuticals Inc	Goldman Sachs	7,411	(6,151)	Maravai LifeSciences Holdings Inc 'A'	Morgan Stanley	(31,393)
50,492	Lyft Inc 'A'	Morgan Stanley	45,443	(817)	Madrigal Pharmaceuticals Inc	Goldman Sachs	7,411	(17,046)	Maravai LifeSciences Holdings Inc 'A'	Bank of America	7,840
6,751	LyondellBasell Industries NV 'A'	Bank of America	(31,527)	(4,259)	Magnite Inc	Bank of America	(9,030)	(2,880)	Maravai LifeSciences Holdings Inc 'A'	Merrill Lynch	9,872
		Merrill Lynch		(31,293)	Magnite Inc	Bank of America	(9,030)	48,952	Marchex Inc 'B'	Barclays Bank	9,872
25,621	LyondellBasell Industries NV 'A'	Barclays Bank	(134,510)	20,066	Magnolia Oil & Gas Corp 'A'	Merrill Lynch	(120,141)	35,474	Marchex Inc 'B'	Barclays Bank	(1,774)
				(1,163)	Madrigal Pharmaceuticals Inc	Bank of America	11,840	22,343	Marcus & Millichap Inc	Morgan Stanley	(1,774)
(9,473)	LyondellBasell Industries NV 'A'	Barclays Bank	49,733	(1,083)	Madrigal Pharmaceuticals Inc	Goldman Sachs	7,411	54,312	Marcus Corp	HSBC	(142,841)
				(1,083)	Madrigal Pharmaceuticals Inc	Goldman Sachs	7,411	(15,891)	Marine Products Corp	Barclays Bank	(6,992)
(3,380)	LyondellBasell Industries NV 'A'	Goldman Sachs	15,785	(817)	Madrigal Pharmaceuticals Inc	Goldman Sachs	7,411	(2,010)	Marine Products Corp	Goldman Sachs	(2,010)
				(817)	Madrigal Pharmaceuticals Inc	Goldman Sachs	7,411	(1,389)	Marine Products Corp	HSBC	(1,250)
837	LyondellBasell Industries NV 'A'	HSBC	(5,290)	(4,259)	Magnite Inc	Bank of America	(9,030)	(3,759)	MarineMax Inc	Bank of America	(1,316)
				(31,293)	Magnite Inc	Bank of America	(9,030)	(5,328)	MarineMax Inc	Merrill Lynch	
7,134	LyondellBasell Industries NV 'A'	Morgan Stanley	(37,454)	20,066	Magnolia Oil & Gas Corp 'A'	Merrill Lynch	(120,141)	(2,178)	MarineMax Inc	Barclays Bank	(799)
				(1,163)	Madrigal Pharmaceuticals Inc	Bank of America	11,840	(26,623)	MarineMax Inc	HSBC	128
(843)	LyondellBasell Industries NV 'A'	Morgan Stanley	4,426	(1,083)	Madrigal Pharmaceuticals Inc	Goldman Sachs	7,411	7,207	Marinus Pharmaceuticals Inc	Morgan Stanley	(1,772)
				(817)	Madrigal Pharmaceuticals Inc	Goldman Sachs	7,411	(3,759)	Marinus Pharmaceuticals Inc	Goldman Sachs	(10,018)
(3,633)	M&T Bank Corp	Bank of America	(27,420)	(4,259)	Magnite Inc	Bank of America	(9,030)	5,356	Marinus Pharmaceuticals Inc	HSBC	(10,337)
		Merrill Lynch		(31,293)	Magnite Inc	Bank of America	(9,030)	(2,178)	Marinus Pharmaceuticals Inc	HSBC	
(7,639)	M&T Bank Corp	Barclays Bank	4,874	(1,151)	Maiden Holdings Ltd	Barclays Bank	3,052	(213)	Market Group Inc	Bank of America	8,912
(3,002)	M&T Bank Corp	Goldman Sachs	(20,413)	(27,121)	Maiden Holdings Ltd	HSBC	4,611	(2,752)	Market Group Inc	Merrill Lynch	
(6,447)	M&T Bank Corp	HSBC	(15,089)	6,405	Malibu Boats Inc 'A'	Barclays Bank	(10,056)	(959)	Market Group Inc	Barclays Bank	82,835
(18,504)	M&T Bank Corp	Morgan Stanley	13,549	114	Malibu Boats Inc 'A'	HSBC	(660)	(345)	Market Group Inc	Goldman Sachs	40,125
(9,753)	M/I Homes Inc	Barclays Bank	(5,657)	(2,387)	Malvern Bancorp Inc	Barclays Bank	895	(853)	Market Group Inc	HSBC	13,049
(8,971)	M/I Homes Inc	Goldman Sachs	(15,071)	(1,994)	Malvern Bancorp Inc	Goldman Sachs	70	(381)	MarketGroup Inc	Morgan Stanley	24,017
(14,025)	M/I Homes Inc	HSBC	(47,124)	(10,216)	Malvern Bancorp Inc	HSBC	(6,487)	(611)	MarketAssess Holdings Inc	Bank of America	6,690
36,333	Macatawa Bank Corp	Barclays Bank	4,178	(13,310)	Mammoth Energy Services Inc	Goldman Sachs	1,863			Merrill Lynch	
34,668	Macatawa Bank Corp	Goldman Sachs	8,494							Goldman Sachs	10,729
37,103	Macerich Co (REIT)	Goldman Sachs	(2,968)								
7,332	Macerich Co (REIT)	HSBC	(3,006)								
635	Macerich Co (REIT)	Morgan Stanley	(375)								
(19,972)	MACOM Technology Solutions Holdings Inc	Bank of America	(52,768)								
(24,911)	MACOM Technology Solutions Holdings Inc	Merrill Lynch									
		Barclays Bank	(5,708)								

ブラックロック・ストラテジック・ファンズ ブラックロック・アメリカズ・ダイバーシファイド・エクイティ・アブソルート・リターン・ファンド

保有高	銘柄	取引相手	未実現評価増益/(損) (米ドル)	保有高	銘柄	取引相手	未実現評価増益/(損) (米ドル)	保有高	銘柄	取引相手	未実現評価増益/(損) (米ドル)
(405)	MarketAxess Holdings Inc	HSBC	9,509	(2,596)	Masonite	Goldman Sachs	3,816	8,408	Matterport Inc	Morgan Stanley	1,177
(884)	MarketAxess Holdings Inc	Morgan Stanley	9,362		International Corp			(747)	Mathews	Bank of America	465
(43,078)	Markforged Holding Corp	Barclays Bank	2,141	(9,408)	Masonite	HSBC	29,165		International Corp 'A'	Merrill Lynch	
(42,200)	Markforged Holding Corp	HSBC	(4,887)		International Corp			(12,445)	Mathews	Goldman Sachs	(18,170)
13,676	Marqeta Inc 'A'	Bank of America	618	(3,421)	Masonite	Morgan Stanley	13,889	(25,156)	Mathews	HSBC	(50,451)
		Merrill Lynch			International Corp			(3,281)	Mathews	Morgan Stanley	(475)
91,273	Marqeta Inc 'A'	Barclays Bank	(6,389)	(3,022)	MasTec Inc	Bank of America	(10,885)		International Corp 'A'		
36,402	Marqeta Inc 'A'	Goldman Sachs	(364)		MasTec Inc	Merrill Lynch			International Corp 'A'		
36,881	Marqeta Inc 'A'	HSBC	7,745	(3,360)	MasTec Inc	Barclays Bank	(7,237)		International Corp 'A'		
15,180	Marqeta Inc 'A'	Morgan Stanley	(1,062)	(571)	MasTec Inc	Goldman Sachs	(3,453)	13,932	Maui Land &	Barclays Bank	(19,226)
(9,593)	Marriott	Bank of America	80,958	(2,000)	MasTec Inc	HSBC	(12,096)		Pineapple Co Inc		
	International Inc 'A'	Merrill Lynch		(2,880)	MasTec Inc	Morgan Stanley	(6,857)	103	MaxCyte Inc	Barclays Bank	(8)
(14,687)	Marriott	Barclays Bank	113,971	2,084	Mastech Digital Inc	Bank of America	2,230	15,089	MaxCyte Inc	Morgan Stanley	(1,207)
	International Inc 'A'				Mastech Digital Inc	Merrill Lynch		(24,708)	Maximus Inc	Barclays Bank	36,321
(11,150)	Marriott	Goldman Sachs	95,224	3,135	Mastech Digital Inc	Barclays Bank	2,633	(14,857)	Maximus Inc	Goldman Sachs	(10,399)
	International Inc 'A'			3,484	Mastech Digital Inc	HSBC	3,589	(11,103)	Maximus Inc	HSBC	(9,005)
(5,383)	Marriott	HSBC	55,577	2,074	Mastech Digital Inc	Morgan Stanley	1,742	(7,521)	Maximus Inc	Morgan Stanley	11,055
	International Inc 'A'			(28,043)	Masterbrand Inc	Bank of America	10,937	24,233	MaxLinear Inc	Bank of America	109,775
(3,114)	Marriott	Morgan Stanley	24,165	(90,887)	Masterbrand Inc	Merrill Lynch			Merrill Lynch		
	International Inc 'A'			(28,038)	Masterbrand Inc	Barclays Bank	51,805	38,624	MaxLinear Inc	Barclays Bank	17,768
1,871	Marriott Vacations	Bank of America	(2,301)	(20,201)	Masterbrand Inc	Goldman Sachs	10,935	3,456	MaxLinear Inc	Goldman Sachs	15,656
	Worldwide Corp	Merrill Lynch		(12,160)	Masterbrand Inc	HSBC	(39,594)	39,902	MaxLinear Inc	HSBC	226,643
3,071	Marriott Vacations	Barclays Bank	(7,708)	3,138	Masterbrand Inc	Morgan Stanley	6,931	34,915	MaxLinear Inc	Morgan Stanley	16,061
	Worldwide Corp			3,114	Mastercard Inc 'A'	Barclays Bank	(77,069)	23,897	Mayville	Barclays Bank	(23,180)
8,949	Marriott Vacations	Goldman Sachs	(11,007)	3,114	Mastercard Inc 'A'	Goldman Sachs	(72,992)		Engineering Co Inc		
	Worldwide Corp			1,356	Mastercard Inc 'A'	Morgan Stanley	(33,303)	413	Mayville	Goldman Sachs	128
17,670	Marriott Vacations	HSBC	(104,783)	13,600	MasterCraft Boat	Bank of America	(22,036)		Engineering Co Inc		
	Worldwide Corp				Holdings Inc	Merrill Lynch		7,587	MBIA Inc	Bank of America	835
374	Marsh &	Bank of America	(3,445)	9,301	MasterCraft Boat	Barclays Bank	(17,672)		Merrill Lynch		
	McLennan Cos Inc	Merrill Lynch		19,918	MasterCraft Boat	Goldman Sachs	(33,908)	17,622	MBIA Inc	Barclays Bank	4,053
17,944	Marsh &	Barclays Bank	(131,709)	8,936	MasterCraft Boat	HSBC	(22,792)	(3,957)	McCormick & Co Inc	Bank of America	23,861
	McLennan Cos Inc			8,936	MasterCraft Boat	HSBC	(22,792)	(3,418)	McCormick & Co Inc	Goldman Sachs	20,611
21,586	Marsh &	Goldman Sachs	(198,807)	6,362	MasterCraft Boat	Holdings Inc		(15,593)	McCormick & Co Inc	HSBC	54,108
	McLennan Cos Inc				MasterCraft Boat	Morgan Stanley	(9,176)	(2,121)	McDonald's Corp	Bank of America	24,985
832	Marsh &	HSBC	(6,397)	3,919	MasterCraft Boat	Holdings Inc		(2,889)	McDonald's Corp	Merrill Lynch	
	McLennan Cos Inc				Matador Resources Co	Bank of America	(1,528)	(865)	McDonald's Corp	Barclays Bank	15,109
43,870	Marten Transport Ltd	Barclays Bank	(10,529)	(2,171)	Matador Resources Co	Merrill Lynch		(2,703)	McDonald's Corp	Goldman Sachs	10,190
4,966	Marten Transport Ltd	Morgan Stanley	(1,192)	24,553	Matador Resources Co	Barclays Bank	6,556	2,017	McDonald's Corp	HSBC	33,977
(1,656)	Martin Marietta	Morgan Stanley	18,878	1,239	Matador Resources Co	Goldman Sachs	(483)		McGrath RentCorp	Bank of America	(2,945)
	Materials Inc			8,222	Matador Resources Co	HSBC	(4,285)	5,063	McGrath RentCorp	Merrill Lynch	
(31,908)	Marvell Technology Inc	Bank of America	(560,642)	7,035	Matador Resources Co	Morgan Stanley	(21,246)	7,026	McGrath RentCorp	Barclays Bank	(8,050)
		Merrill Lynch		(8,616)	Matador Resources Co	Morgan Stanley	26,020	17,041	McGrath RentCorp	Goldman Sachs	(10,258)
(4,012)	Marvell Technology Inc	Barclays Bank	(62,226)	4,457	Match Group Inc	Bank of America	8,736	1,086	McGrath RentCorp	HSBC	(15,166)
(24,306)	Marvell Technology Inc	HSBC	(476,050)	18,114	Match Group Inc	Merrill Lynch		1,659	McGrath RentCorp	Morgan Stanley	(1,727)
(44,536)	Marvell Technology Inc	Morgan Stanley	(678,983)	18,758	Match Group Inc	Barclays Bank	7,608	2,956	McKesson Corp	Bank of America	(10,883)
(6,178)	Masco Corp	Bank of America	18,040	14,303	Match Group Inc	Barclays Bank	7,608	291	McKesson Corp	Merrill Lynch	
		Merrill Lynch		21,640	Match Group Inc	Goldman Sachs	36,766	296	McKesson Corp	Barclays Bank	(3,505)
(59,121)	Masco Corp	Barclays Bank	153,715	(2,478)	Match Group Inc	HSBC	27,462	511	McKesson Corp	Goldman Sachs	(3,615)
(33,883)	Masco Corp	Goldman Sachs	98,939	(1,061)	Materion Corp	Morgan Stanley	9,089	2,295	McKesson Corp	HSBC	36,789
(3,040)	Masco Corp	HSBC	13,217	(15,809)	Mativ Holdings Inc	Morgan Stanley	7,161	858	McKesson Corp	Morgan Stanley	(10,159)
(6,977)	Masco Corp	Morgan Stanley	18,140	(1,371)	Mativ Holdings Inc	Bank of America	2,592	11,508	MDC Holdings Inc	Barclays Bank	(7,020)
(717)	Masimo Corp	Bank of America	9,995	6,420	Mativ Holdings Inc	Merrill Lynch		(5,471)	MDU Resources Group Inc	Barclays Bank	5,416
		Merrill Lynch		38,225	Mativ Holdings Inc	Barclays Bank	38,732	(4,293)	MDU Resources Group Inc	Goldman Sachs	1,889
(446)	Masimo Corp	Barclays Bank	1,565	10,512	Mattel Inc	Morgan Stanley	3,359	(33,189)	MDU Resources Group Inc	HSBC	1,659
673	Masimo Corp	Barclays Bank	(2,362)	6,799	Mattel Inc	Barclays Bank	(2,953)	(47,094)	MDU Resources Group Inc	Morgan Stanley	46,623
(1,245)	Masimo Corp	Goldman Sachs	17,355	38,225	Matrix Service Co	Goldman Sachs	(35,549)	(15,200)	Medallion Financial Corp	Barclays Bank	2,594
(217)	Masimo Corp	HSBC	6,148	10,512	Matrix Service Co	Barclays Bank	(2,313)	(18,888)	Medallion Financial Corp	Goldman Sachs	2,078
935	Masimo Corp	HSBC	(26,489)	6,799	Matson Inc	HSBC	26,856	5,985	MediaAlpha Inc 'A'	Bank of America	17,656
(3,186)	Masimo Corp	Morgan Stanley	11,183	(32,930)	Mattel Inc	Barclays Bank	20,087		MediaAlpha Inc 'A'	Merrill Lynch	
(3,353)	Masonite	Bank of America	4,929	(39,497)	Mattel Inc	Goldman Sachs	55,691	3,263	MediaAlpha Inc 'A'	Goldman Sachs	9,626
	International Corp	Merrill Lynch		(33,946)	Mattel Inc	HSBC	15,384	1,434	MediaAlpha Inc 'A'	HSBC	3,757
(9,683)	Masonite	Barclays Bank	39,313	(24,610)	Mattel Inc	Morgan Stanley	15,012	1,238	MediaAlpha Inc 'A'	Morgan Stanley	1,387
	International Corp			39,278	Matterport Inc	Bank of America	1,571	(31,129)	Medical Properties	Bank of America	(19,923)
					Matterport Inc	Merrill Lynch			Trust Inc (REIT)	Merrill Lynch	

ブラックロック・ストラテジック・ファンズ ブラックロック・アメリカズ・ダイバーシファイド・エクイティ・アブソルート・リターン・ファンド

保有高	銘柄	取引相手	未実現評価増益/(損) (米ドル)	保有高	銘柄	取引相手	未実現評価増益/(損) (米ドル)	保有高	銘柄	取引相手	未実現評価増益/(損) (米ドル)
(76,578)	Medical Properties Trust Inc (REIT)	Barclays Bank	(16,081)	(8,106)	MeridianLink Inc	HSBC	(26,426)	(12,647)	MGIC Investment Corp	Barclays Bank	(3,541)
9,869	Medical Properties Trust Inc (REIT)	Goldman Sachs	6,316	(16,220)	MeridianLink Inc	Morgan Stanley	(649)	(8,863)	MGIC Investment Corp	HSBC	(5,229)
14,060	Medical Properties Trust Inc (REIT)	HSBC	(7,592)	10,953	Merit Medical Systems Inc	Bank of America	(30,887)	(6,444)	MGIC Investment Corp	Morgan Stanley	(1,804)
(9,535)	Medical Properties Trust Inc (REIT)	Morgan Stanley	(2,002)	26,498	Merit Medical Systems Inc	Barclays Bank	(82,674)	19,558	MGM Resorts International	Bank of America	(68,648)
(1,573)	Medifast Inc	Bank of America Merrill Lynch	10,536	10,175	Merit Medical Systems Inc	Goldman Sachs	(28,694)	26,097	MGM Resorts International	Barclays Bank	(82,206)
(943)	Medifast Inc	Barclays Bank	2,993	9,895	Merit Medical Systems Inc	HSBC	(34,830)	60,546	MGM Resorts International	Goldman Sachs	(208,114)
(295)	Medifast Inc	HSBC	196	12,981	Merit Medical Systems Inc	Morgan Stanley	(40,501)	31,143	MGM Resorts International	HSBC	(132,669)
(3,649)	Medifast Inc	Morgan Stanley	34,775	(2,604)	Meritage Homes Corp	Bank of America Merrill Lynch	18,749	14,850	MGM Resorts International	Morgan Stanley	(46,778)
(1,366)	Medpace Holdings Inc	Barclays Bank	5,314	(32,233)	Meritage Homes Corp	Barclays Bank	101,534	2,400	MGP Ingredients Inc	Bank of America	(14,064)
(448)	Medpace Holdings Inc	HSBC	1,725	(23,167)	Meritage Homes Corp	Goldman Sachs	166,802	3,893	MGP Ingredients Inc	Merrill Lynch	
581	Medpace Holdings Inc	HSBC	(2,237)	(9,099)	Meritage Homes Corp	HSBC	87,897	817	MGP Ingredients Inc	Barclays Bank	(39,319)
(4,697)	Medpace Holdings Inc	Morgan Stanley	18,271	(11,898)	Meritage Homes Corp	Morgan Stanley	5,979	6,024	MGP Ingredients Inc	Goldman Sachs	(4,788)
(7,193)	Medtronic Plc	Barclays Bank	52,653	11,763	Mersana Therapeutics Inc	Goldman Sachs	(10,940)	8,061	MGP Ingredients Inc	HSBC	(36,987)
6,212	Medtronic Plc	Goldman Sachs	(44,292)	(89)	Mesa Air Group Inc	Bank of America	2,403	7,969	MGP Ingredients Inc	Morgan Stanley	(81,416)
(1,762)	Medtronic Plc	Goldman Sachs	12,563	(2,862)	Mesa Air Group Inc	Barclays Bank	458		Microchip Technology Inc	Bank of America	(7,590)
(576)	Medtronic Plc	HSBC	4,614	(3,502)	Mesa Air Group Inc	HSBC	1,331	11,749	Microchip Technology Inc	Merrill Lynch	
16,897	MeiraGTx Holdings Plc	Goldman Sachs	14,616	(23,696)	Mesa Air Group Inc	Morgan Stanley	3,791	3,629	Microchip Technology Inc	Barclays Bank	(35,599)
8,289	MeiraGTx Holdings Plc	HSBC	9,408	(89)	Mesa Laboratories Inc	Bank of America	2,403	2,642	Microchip Technology Inc	Goldman Sachs	2,831
28,427	MeiraGTx Holdings Plc	Morgan Stanley	(3,838)	(3,250)	Mesa Laboratories Inc	Barclays Bank	84,630	2,642	Microchip Technology Inc	HSBC	7,934
43	MercadoLibre Inc	Bank of America Merrill Lynch	(1,862)	(3,283)	Mesa Laboratories Inc	HSBC	99,508	3,817	Microchip Technology Inc	Morgan Stanley	7,684
199	MercadoLibre Inc	Barclays Bank	(17,113)	212	Meta Platforms Inc 'A'	Bank of America	4,952	2,910	MicroCloud Hologram Inc	Barclays Bank	698
180	MercadoLibre Inc	Goldman Sachs	(10,392)	718	Meta Platforms Inc 'A'	Goldman Sachs	16,773	2,682	Micron Technology Inc	Barclays Bank	(2,220)
68	MercadoLibre Inc	HSBC	(3,474)	810	Meta Platforms Inc 'A'	HSBC	21,156	(1,306)	Micron Technology Inc	Barclays Bank	(5,250)
103	MercadoLibre Inc	Morgan Stanley	(10,175)	514	Meta Platforms Inc 'A'	Morgan Stanley	6,996	1,191	Micron Technology Inc	HSBC	(6,286)
21,890	Mercantile Bank Corp	Bank of America Merrill Lynch	33,492	(9,447)	Method Electronics Inc	Barclays Bank	(9,919)	1,369	Microsoft Corp	Bank of America	21,779
4,312	Mercantile Bank Corp	Barclays Bank	(2,070)	(22,368)	Method Electronics Inc	Goldman Sachs	(55,249)	6,968	Microsoft Corp	Merrill Lynch	
8,473	Mercantile Bank Corp	Goldman Sachs	12,964	(15,861)	Method Electronics Inc	HSBC	(39,970)	172	Microsoft Corp	Barclays Bank	94,100
7,268	Mercantile Bank Corp	HSBC	11,701	5,024	MetLife Inc	Bank of America	(804)	2,814	Microsoft Corp	Goldman Sachs	4,358
3,457	Mercantile Bank Corp	Morgan Stanley	(1,659)	177,834	MetLife Inc	Barclays Bank	(362,391)	5,855	Microsoft Corp	HSBC	61,964
(4,172)	Merchants Bancorp	Bank of America Merrill Lynch	(1,210)	12,897	MetLife Inc	Goldman Sachs	(2,063)	129	Microsoft Corp	Morgan Stanley	71,123
(5,439)	Merchants Bancorp	Barclays Bank	2,230	40,175	MetLife Inc	HSBC	(134,209)	(248)	MicroStrategy Inc 'A'	Barclays Bank	(293)
(9,514)	Merchants Bancorp	HSBC	(1,047)	63,397	MetLife Inc	Morgan Stanley	(129,964)	(328)	MicroStrategy Inc 'A'	Morgan Stanley	(717)
(5,197)	Merchants Bancorp	Morgan Stanley	2,131	(6,432)	MetLife Inc	Bank of America	(7,075)	(50,321)	MicroStrategy Inc 'A'	Morgan Stanley	46,044
(4,291)	Merck & Co Inc	Bank of America Merrill Lynch	30,853	(28,233)	MetLife Inc	Merrill Lynch		3,645	Mid Penn Bancorp Inc	Bank of America	8,839
(9,388)	Merck & Co Inc	Barclays Bank	49,850	(26,645)	MetLife Inc	Barclays Bank	(13,552)	12,933	Mid Penn Bancorp Inc	Barclays Bank	6,790
(10,644)	Merck & Co Inc	Goldman Sachs	76,531	(11,001)	MetLife Inc	Goldman Sachs	(29,310)	850	Mid Penn Bancorp Inc	Goldman Sachs	2,427
(1,559)	Merck & Co Inc	HSBC	11,201	(4,956)	MetLife Inc	HSBC	(21,672)	6,129	Mid Penn Bancorp Inc	HSBC	20,408
(2,409)	Merck & Co Inc	Morgan Stanley	12,792	(17,726)	Metropolitan Bank Holding Corp	Morgan Stanley	(46,974)	6,403	Mid Penn Bancorp Inc	Morgan Stanley	3,362
3,040	Mercury General Corp	Bank of America Merrill Lynch	669	56	Mettler-Toledo International Inc	Barclays Bank	(5,420)	441	Mid-America Apartment Communities Inc (REIT)	Bank of America	(2,104)
3,124	Mercury General Corp	Barclays Bank	(2,655)	467	Mettler-Toledo International Inc	Goldman Sachs	(39,270)	19,959	Mid-America Apartment Communities Inc (REIT)	Merrill Lynch	
2,824	Mercury General Corp	Goldman Sachs	621	(11,003)	MFA Financial Inc (REIT)	Bank of America	(4,731)	643	Mid-America Apartment Communities Inc (REIT)	Barclays Bank	5,788
35,866	Mercury General Corp	HSBC	25,465	(17,188)	MFA Financial Inc (REIT)	Merrill Lynch		1,990	Mid-America Apartment Communities Inc (REIT)	HSBC	(8,836)
(7,446)	Mercury Systems Inc	Bank of America Merrill Lynch	12,658	(15,446)	MFA Financial Inc (REIT)	Barclays Bank	4,985	4,154	Mid-America Apartment Communities Inc (REIT)	Morgan Stanley	1,205
(3,900)	Mercury Systems Inc	Barclays Bank	5,421	(7,349)	MFA Financial Inc (REIT)	Morgan Stanley	2,131	(4,459)	Middleby Corp	Barclays Bank	38,035
(11,005)	Mercury Systems Inc	Goldman Sachs	18,709	(1,961)	MGE Energy Inc	Bank of America	9,588	(414)	Middleby Corp	HSBC	5,212
(16,247)	Mercury Systems Inc	HSBC	(12,023)	(3,462)	MGE Energy Inc	Merrill Lynch		(1,400)	Middleby Corp	Morgan Stanley	11,942
(12,618)	Mercury Systems Inc	Morgan Stanley	17,539	(29,731)	MGE Energy Inc	Barclays Bank	11,667	4,444	Middlefield Banc Corp	Bank of America	11,110
10,539	Meridian Corp	Bank of America Merrill Lynch	4,953	(6,810)	MGE Energy Inc	HSBC	150,810	7,376	Middlefield Banc Corp	Merrill Lynch	
36,538	Meridian Corp	Barclays Bank	1,096	(51,260)	MGIC Investment Corp	Bank of America	(23,580)	6,981	Middlefield Banc Corp	Barclays Bank	17,407
28,814	Meridian Corp	HSBC	22,475					3,864	Middlefield Banc Corp	Goldman Sachs	17,452
14,890	Meridian Corp	Morgan Stanley	447					1,923	Middlefield Banc Corp	HSBC	1,971
(1,152)	MeridianLink Inc	Barclays Bank	(46)					(1,338)	Middlesex Water Co	Morgan Stanley	4,538
(23,918)	MeridianLink Inc	Goldman Sachs	(54,055)							Bank of America	(6,686)
										Merrill Lynch	

ブラックロック・ストラテジック・ファンズ ブラックロック・アメリカズ・ダイバーシファイド・エクイティ・アブソルート・リターン・ファンド

保有高	銘柄	取引相手	未実現評価益/(損) (米ドル)	保有高	銘柄	取引相手	未実現評価益/(損) (米ドル)	保有高	銘柄	取引相手	未実現評価益/(損) (米ドル)
(835)	Middlesex Water Co	Barclays Bank	(2,797)	18,537	Mistras Group Inc	Barclays Bank	2,595	(1,444)	Mondelez	Bank of America	6,144
(3,244)	Middlesex Water Co	HSBC	(11,807)	12,864	Mistras Group Inc	Goldman Sachs	6,175		International Inc 'A'	Merrill Lynch	
(6,006)	Middlesex Water Co	Morgan Stanley	(5,673)	241	Mistras Group Inc	HSBC	116	(23,549)	Mondelez	Barclays Bank	74,886
26,311	Midland States Bancorp Inc	Bank of America	26,311	43,472	Mistras Group Inc	Morgan Stanley	6,086		International Inc 'A'		
		Merrill Lynch	(916)	(32,060)	Mitek Systems Inc	Barclays Bank	(11,978)	(2,377)	Mondelez	Goldman Sachs	10,602
33,191	Midland States Bancorp Inc	Barclays Bank	(396)	(27,840)	Mitek Systems Inc	HSBC	(30,857)		International Inc 'A'		
10,362	Midland States Bancorp Inc	Goldman Sachs	10,362	(4,411)	MKS Instruments Inc	Bank of America	(56,284)	(31,443)	Mondelez	HSBC	170,421
27,711	Midland States Bancorp Inc	HSBC	23,554	(16,522)	MKS Instruments Inc	Merrill Lynch			International Inc 'A'		
13,555	Midland States Bancorp Inc	Morgan Stanley	(407)	(4,101)	MKS Instruments Inc	Barclays Bank	(130,028)	(52,762)	Mondelez	Morgan Stanley	164,500
997	MidWestOne	Bank of America	668	(13,447)	MKS Instruments Inc	Goldman Sachs	(52,329)		International Inc 'A'		
	Financial Group Inc	Merrill Lynch		(13,061)	MKS Instruments Inc	HSBC	(207,218)	386	Moneylion Inc	Barclays Bank	347
41,744	MidWestOne	Barclays Bank	(9,601)	(13,061)	MKS Instruments Inc	Morgan Stanley	(102,790)	856	Moneylion Inc	Goldman Sachs	(1,532)
	Financial Group Inc			6,934	Model N Inc	Barclays Bank	12,828	436	Moneylion Inc	HSBC	(3,719)
27,590	MidWestOne	Goldman Sachs	18,485	15,191	Model N Inc	Goldman Sachs	39,649	(1,275)	MongoDB Inc	Bank of America	(27,085)
	Financial Group Inc			(2,931)	Moderna Inc	Barclays Bank	(4,543)		MongoDB Inc	Merrill Lynch	
8,709	MidWestOne	HSBC	(1,916)	(410)	Moderna Inc	Goldman Sachs	(113)	(910)	MongoDB Inc	Barclays Bank	(12,649)
	Financial Group Inc			(660)	Moderna Inc	HSBC	2,284	(79)	MongoDB Inc	Goldman Sachs	(1,661)
6,473	MidWestOne	Morgan Stanley	(1,489)	(1,271)	Moderna Inc	Morgan Stanley	(1,970)	(805)	MongoDB Inc	HSBC	(40,459)
	Financial Group Inc			10,381	Modine	Bank of America	66,750	(1,037)	MongoDB Inc	Morgan Stanley	(14,414)
(101,369)	Milestone Scientific Inc	Barclays Bank	—		Manufacturing Co	Merrill Lynch		471	Monolithic Power	Bank of America	46,737
(20,990)	Milestone Scientific Inc	Goldman Sachs	(2,729)	7,884	Modine	Barclays Bank	46,516	341	Monolithic Power	Systems Inc	
4,625	Miller Industries Inc	Barclays Bank	(4,509)		Manufacturing Co				Systems Inc	Merrill Lynch	
(27,640)	MillerKnoll Inc	Barclays Bank	45,882	25,407	Modine	Goldman Sachs	163,367	1,202	Monolithic Power	Barclays Bank	21,688
(5,711)	MillerKnoll Inc	HSBC	16,105		Manufacturing Co				Systems Inc		
45,604	MiMedx Group Inc	Bank of America	(12,313)	(764)	ModivCare Inc	Barclays Bank	4,477		Systems Inc	Morgan Stanley	76,447
		Merrill Lynch		(1,344)	ModivCare Inc	Goldman Sachs	14,220	(19,648)	Monro Inc	Barclays Bank	22,357
21,739	MiMedx Group Inc	Goldman Sachs	(5,870)	15,173	Moelis & Co 'A'	Barclays Bank	11,531	(1,123)	Monro Inc	Goldman Sachs	7,401
2,648	Mind Medicine	Bank of America	1,192	2,395	Moelis & Co 'A'	Goldman Sachs	7,904	(13,619)	Monro Inc	HSBC	52,892
	MindMed Inc	Merrill Lynch		2,561	Moelis & Co 'A'	HSBC	9,890	(3,104)	Monro Inc	Morgan Stanley	3,420
9,147	Mind Medicine	Barclays Bank	274	2,293	Moelis & Co 'A'	Morgan Stanley	1,743	(35,494)	Monster Beverage Corp	Barclays Bank	42,593
	MindMed Inc			5,253	Mohawk Industries Inc	Bank of America	(13,448)	(11,292)	Monster Beverage Corp	HSBC	12,647
2,771	Mind Medicine	HSBC	610	13,589	Mohawk Industries Inc	Merrill Lynch		(60,354)	Monster Beverage Corp	Morgan Stanley	72,425
	MindMed Inc			1,526	Mohawk Industries Inc	Barclays Bank	(39,000)	(3,101)	Montauk Renewables Inc	Bank of America	(1,271)
(15,882)	Minerals Technologies Inc	Barclays Bank	69,563	1,660	Mohawk Industries Inc	Goldman Sachs	(2,289)		Montauk Renewables Inc	Merrill Lynch	
(17,488)	Minerals Technologies Inc	Goldman Sachs	63,656	4,081	Mohawk Industries Inc	HSBC	(2,203)	(41,760)	Montauk Renewables Inc	Barclays Bank	(21,298)
(2,869)	Minerals Technologies Inc	HSBC	16,239	1,704	Molecular Templates Inc	Morgan Stanley	(11,712)	(24,995)	Montauk Renewables Inc	HSBC	(17,996)
(4,399)	Minerals Technologies Inc	Morgan Stanley	19,268		Molecular Templates Inc	Bank of America	68	(16,567)	Montauk Renewables Inc	Morgan Stanley	(7,964)
(10,632)	Minerals Therapeutics Inc	Barclays Bank	21,370	5,631	Molecular Templates Inc	Merrill Lynch		(7,208)	Monte Rosa	Morgan Stanley	(4,325)
(3,016)	Minerals Therapeutics Inc	Morgan Stanley	6,062	38,904	Molecular Templates Inc	Barclays Bank	(58)		Therapeutics Inc		
51,209	Miragen	Goldman Sachs	(51)	8,305	Molecular Templates Inc	Goldman Sachs	1,544	(10,533)	Montrose Environmental Group Inc	Barclays Bank	19,802
	Therapeutics Inc*			13,598	Molecular Templates Inc	HSBC	(61)		Montrose Environmental Group Inc		
1,884	Miragen	Morgan Stanley	—	(376)	Molina Healthcare Inc	Morgan Stanley	(140)	(10,458)	Montrose Environmental Group Inc	Goldman Sachs	11,504
	Therapeutics Inc*, π				Molina Healthcare Inc	Bank of America	8,501	(5,787)	Montrose Environmental Group Inc	HSBC	(29,572)
(1,424)	Mirati Therapeutics Inc	Barclays Bank	13,678	(2,803)	Molina Healthcare Inc	Merrill Lynch			Moody's Corp		
(974)	Mirati Therapeutics Inc	Morgan Stanley	9,355	(4,831)	Molina Healthcare Inc	Barclays Bank	49,473	895	Moody's Corp	Bank of America	1,119
(599)	Mirion Technologies Inc	Barclays Bank	96	(4,769)	Molina Healthcare Inc	Goldman Sachs	109,229		Moody's Corp	Merrill Lynch	
(24,585)	Mirion Technologies Inc	Morgan Stanley	3,934	(1,524)	Molina Healthcare Inc	HSBC	117,508	10,505	Moody's Corp	Barclays Bank	(93,935)
5,476	Mirum	Barclays Bank	(9,200)	5,827	Molson Coors Beverage Co 'B'	Morgan Stanley	26,899	510	Moody's Corp	Goldman Sachs	638
	Pharmaceuticals Inc				Molson Coors Beverage Co 'B'	HSBC	(18,413)	2,819	Moody's Corp	HSBC	18,014
2,991	Mirum	Goldman Sachs	658		Momentive Global Inc	Morgan Stanley	(2,500)	3,023	Moody's Corp	Morgan Stanley	(25,272)
	Pharmaceuticals Inc			(12,831)	Momentive Global Inc	Bank of America	(907)	20,117	Moog Inc 'A'	Barclays Bank	(42,648)
244	Mirum	HSBC	(27)	(10,016)	Momentive Global Inc	Merrill Lynch		2,187	Moog Inc 'A'	HSBC	14,522
	Pharmaceuticals Inc			(18,646)	Momentive Global Inc	Barclays Bank	(651)	(171)	Morgan Group Holding Co	Bank of America	(83)
(4,931)	Mission Produce Inc	Bank of America	(1,627)	(15,405)	Momentive Global Inc	HSBC	(1,585)		Morgan Group Holding Co	Merrill Lynch	
		Merrill Lynch		(14,920)	Momentus Inc	Morgan Stanley	(1,001)	(47)	Morgan Group Holding Co	Barclays Bank	10
(2,245)	Mission Produce Inc	Barclays Bank	112	(98,054)	Momentus Inc	Goldman Sachs	366	(69)	Morgan Group Holding Co	Goldman Sachs	(4)
(3,389)	Mission Produce Inc	Goldman Sachs	(1,118)	16,529	Monarch Casino & Resort Inc	Morgan Stanley	2,902	(50)	Morgan Group Holding Co	HSBC	(33)
(5,381)	Mission Produce Inc	HSBC	(477)	8,298	Monarch Casino & Resort Inc	Barclays Bank	(45,785)	(16,995)	Morgan Stanley	Morgan Stanley	10
(4,417)	Mission Produce Inc	Morgan Stanley	1,249		Monarch Casino & Resort Inc	HSBC	(18,588)	(14,355)	Morgan Stanley	Bank of America	6,189
24,310	Mister Car Wash Inc	Barclays Bank	729		Monarch Casino & Resort Inc			(74,667)	Morgan Stanley	Merrill Lynch	
57,252	Mister Car Wash Inc	Goldman Sachs	(37,214)	5,619	Monarch Casino & Resort Inc	Morgan Stanley	(15,565)	(14,820)	Morgan Stanley	Barclays Bank	(3,431)
48,144	Mister Car Wash Inc	HSBC	(30,330)						Morgan Stanley	Goldman Sachs	31,608
13,757	Mister Car Wash Inc	Morgan Stanley	413						Morgan Stanley	HSBC	27,713
37,502	Mistras Group Inc	Bank of America	18,001						Morningstar Inc	Barclays Bank	504
		Merrill Lynch									

ブラックロック・ストラテジック・ファンズ ブラックロック・アメリカズ・ダイバーシファイド・エクイティ・アブソルート・リターン・ファンド

保有高	銘柄	取引相手	未実現評価増(減) (米ドル)	保有高	銘柄	取引相手	未実現評価増(減) (米ドル)	保有高	銘柄	取引相手	未実現評価増(減) (米ドル)
(139)	Morningstar Inc	Barclays Bank	(666)	25,162	Multipan Corp	Goldman Sachs	6,291	(860)	Natera Inc	Morgan Stanley	4,545
334	Morningstar Inc	Goldman Sachs	4,466	24,077	Multipan Corp	HSBC	13,664	(898)	Nathan's Famous Inc	Bank of America	575
(153)	Morningstar Inc	Goldman Sachs	(1,380)	30,522	Murphy Oil Corp	Bank of America	28,080	(8,841)	Nathan's Famous Inc	Barclays Bank	(11,228)
551	Morningstar Inc	HSBC	10,135			Merrill Lynch		(272)	Nathan's Famous Inc	Goldman Sachs	174
(926)	Morningstar Inc	HSBC	(10,254)	36,205	Murphy Oil Corp	Barclays Bank	(54,657)	(1,188)	Nathan's Famous Inc	Morgan Stanley	(1,509)
1,438	Morningstar Inc	Morgan Stanley	7,104	45,788	Murphy Oil Corp	Goldman Sachs	32,579	14,485	National Bank	Barclays Bank	(14,050)
(5,131)	Morphic Holding Inc	Barclays Bank	2,360	67,896	Murphy Oil Corp	HSBC	15,410		Holdings Corp 'A'		
(2,186)	Morphic Holding Inc	Morgan Stanley	1,006	33,101	Murphy Oil Corp	Morgan Stanley	(45,445)	19,893	National Bank	HSBC	49,534
(25,332)	Mosaic Co	Bank of America	91,836	1,984	Murphy USA Inc	Bank of America	(7,781)		Holdings Corp 'A'		
		Merrill Lynch				Merrill Lynch		5,718	National Bank	Morgan Stanley	(5,546)
(13,283)	Mosaic Co	Barclays Bank	45,826	4,164	Murphy USA Inc	Barclays Bank	10,912	(8,946)	National Bankshares Inc	Bank of America	6,844
(9,612)	Mosaic Co	Goldman Sachs	39,121	4,204	Murphy USA Inc	Goldman Sachs	(16,176)	(7,244)	National Bankshares Inc	Barclays Bank	(398)
(14,375)	Mosaic Co	HSBC	56,252	244	Murphy USA Inc	HSBC	(1,367)	(8,732)	National Bankshares Inc	Morgan Stanley	(480)
(8,136)	Mosaic Co	Morgan Stanley	28,069	2,154	Murphy USA Inc	Morgan Stanley	6,073	(952)	National Beverage Corp	Bank of America	2,361
(7,844)	Motorcar Parts of America Inc	Bank of America	(2,432)	4,135	Mustang Bio Inc	Barclays Bank	8,601	(1,456)	National Beverage Corp	Barclays Bank	2,461
(12,695)	Motorcar Parts of America Inc	Merrill Lynch		4,128	Mustang Bio Inc	Goldman Sachs	8,380	(2,823)	National Beverage Corp	Goldman Sachs	7,001
		Goldman Sachs	(3,935)	7,268	Mustang Bio Inc	HSBC	15,735	(1,921)	National Beverage Corp	HSBC	4,764
(5,434)	Motorcar Parts of America Inc	HSBC	(6,195)	2,501	MVB Financial Corp	Bank of America	2,057	(22,753)	National Energy	Barclays Bank	(1,593)
(3,547)	Motorola Solutions Inc	Barclays Bank	32,100	8,436	MVB Financial Corp	Merrill Lynch		(4,144)	National Energy	Morgan Stanley	(290)
122	Motorola Solutions Inc	Goldman Sachs	16	5,925	MVB Financial Corp	Barclays Bank	9,195	(8,027)	National Fuel Gas Co	Bank of America	7,692
641	Motorola Solutions Inc	Morgan Stanley	(207)	1,049	MVB Financial Corp	Goldman Sachs	4,187	(48,676)	National Fuel Gas Co	Merrill Lynch	
(4,540)	Movado Group Inc	Bank of America	(2,406)	4,027	MVB Financial Corp	Morgan Stanley	804	(13,525)	National Fuel Gas Co	Barclays Bank	40,623
		Merrill Lynch		5,131	Myers Industries Inc	Barclays Bank	(4,515)	(4,337)	National Fuel Gas Co	Goldman Sachs	11,767
(3,799)	Movado Group Inc	Barclays Bank	1,748	7,355	Myers Industries Inc	Goldman Sachs	(736)	(26,073)	National Fuel Gas Co	HSBC	5,320
(1,155)	Movado Group Inc	Goldman Sachs	(612)	16,644	Myers Industries Inc	HSBC	(999)	(15,155)	National Health	Bank of America	20,156
(15,230)	Movado Group Inc	HSBC	(11,400)	1,548	Myers Industries Inc	Morgan Stanley	(1,362)	(5,919)	Investors Inc (REIT)	Merrill Lynch	
(3,129)	Movado Group Inc	Morgan Stanley	1,439	7,056	MYR Group Inc	Barclays Bank	(30,623)	(5,921)	National Health	Barclays Bank	237
(18,718)	MP Materials Corp	Barclays Bank	19,466	5,387	MYR Group Inc	Goldman Sachs	(25,265)	(20,791)	National Health	Goldman Sachs	27,652
(16,435)	MP Materials Corp	Goldman Sachs	16,932	4,783	Myriad Genetics Inc	Barclays Bank	11,862	(6,096)	National Health	HSBC	(14,265)
(5,155)	MP Materials Corp	Goldman Sachs	16,932	10,215	Myriad Genetics Inc	Goldman Sachs	38,102		Investors Inc (REIT)	HSBC	
(13,231)	Mr Cooper Group Inc	Morgan Stanley	5,361	(49,605)	N-able Inc	Goldman Sachs	(22,819)		Investors Inc (REIT)	Morgan Stanley	21,902
(10,573)	Mr Cooper Group Inc	Goldman Sachs	(16,671)	(3,252)	N-able Inc	HSBC	(5,919)		National HealthCare Corp	Bank of America	7,535
14,495	MRC Global Inc	HSBC	(37,640)	2,063	Nabors Industries Ltd	Barclays Bank	(16,298)	6,496	National HealthCare Corp	Merrill Lynch	
15,267	MRC Global Inc	Barclays Bank	(6,378)	1,869	Nabors Industries Ltd	Goldman Sachs	(9,083)	5,663	National HealthCare Corp	Barclays Bank	(170)
16,922	MRC Global Inc	Goldman Sachs	(1,679)	893	Nabors Industries Ltd	HSBC	(9,037)	54	National HealthCare Corp	Goldman Sachs	63
(6,321)	MSA Safety Inc	HSBC	(5,077)	769	Nabors Industries Ltd	Morgan Stanley	(6,075)	6,791	National HealthCare Corp	HSBC	18,064
(1,663)	MSA Safety Inc	Barclays Bank	24,273	(2,509)	NACCO Industries Inc 'A'	Bank of America	(1,255)	3,143	National HealthCare Corp	Morgan Stanley	(94)
356	MSC Industrial	HSBC	(9,313)	(4,328)	NACCO Industries Inc 'A'	Merrill Lynch		(3,934)	National Presto	Bank of America	(8,773)
	Direct Co Inc 'A'	Bank of America	128	(562)	NACCO Industries Inc 'A'	Barclays Bank	3,289	(6,555)	National Presto	Merrill Lynch	
24,082	MSC Industrial	Merrill Lynch		7,451	NanoString Technologies Inc	Barclays Bank	(281)	(6,555)	National Presto	Barclays Bank	(66)
	Direct Co Inc 'A'	Barclays Bank	(70,560)	2,754	NanoString Technologies Inc	HSBC	(36,049)	(6,351)	National Presto	HSBC	(39,884)
16,645	MSC Industrial	Goldman Sachs	5,992	4,397	Nano-X Imaging Ltd	Barclays Bank	(264)		Industries Inc	HSBC	
	Direct Co Inc 'A'	HSBC		2,233	Nano-X Imaging Ltd	HSBC	31,016		National Research Corp	Barclays Bank	(616)
2,459	MSC Industrial	Barclays Bank	(6,378)	3,246	Napco Security Technologies Inc	Bank of America	9,348	(30,932)	National Storage	Barclays Bank	21,287
	Direct Co Inc 'A'	Goldman Sachs	8,315	7,738	Napco Security Technologies Inc	Merrill Lynch	28,089	6,252	Affiliates Trust (REIT)	Barclays Bank	(5,002)
2,292	MSC Industrial	HSBC	1,612	32,778	Nasdaq Inc	Bank of America	(21,634)		National Storage	Goldman Sachs	6,437
	Direct Co Inc 'A'	Morgan Stanley	(6,716)	45,550	Nasdaq Inc	Merrill Lynch			Affiliates Trust (REIT)	Goldman Sachs	6,437
1,740	MSCI Inc	Bank of America	(10,457)	24,148	Nasdaq Inc	Barclays Bank	(43,272)		National Storage	HSBC	6,171
601	MSCI Inc	Merrill Lynch		11,922	Nasdaq Inc	Goldman Sachs	(15,938)		Affiliates Trust (REIT)	HSBC	
349	MSCI Inc	Barclays Bank	5,928	36,927	Nasdaq Inc	HSBC	(4,888)	12,402	National Vision	HSBC	37,826
(2,166)	Mueller Industries Inc	Morgan Stanley	(974)	2,046	Natera Inc	Morgan Stanley	(35,081)		Holdings Inc		
		Bank of America	851			Bank of America	(7,358)	(1,788)	National Western	Barclays Bank	15,654
(4,283)	Mueller Industries Inc	Merrill Lynch	10,708			Merrill Lynch			Life Group Inc 'A'		
(2,055)	Mueller Industries Inc	Barclays Bank	10,708			Goldman Sachs	(759)				
(3,326)	Mueller Industries Inc	HSBC	3,027			HSBC	4,355				
(49,794)	Mueller Water Products Inc 'A'	Morgan Stanley	8,315								
		Bank of America	(10,457)								
(98,801)	Mueller Water Products Inc 'A'	Merrill Lynch									
		Barclays Bank	5,928								
(13,176)	Mueller Water Products Inc 'A'	Goldman Sachs	(2,767)								
		HSBC	21,328								
(26,997)	Mueller Water Products Inc 'A'	HSBC	21,328								

ブラックロック・ストラテジック・ファンズ ブラックロック・アメリカズ・ダイバーシファイド・エクイティ・アブソルート・リターン・ファンド

保有高	銘柄	取引相手	未実現評価増益/(損) (米ドル)	保有高	銘柄	取引相手	未実現評価増益/(損) (米ドル)	保有高	銘柄	取引相手	未実現評価増益/(損) (米ドル)
(1,883)	National Western Life Group Inc 'A'	Goldman Sachs	(213,109)	(10,032)	Neogen Corp	Morgan Stanley	(8,828)	(4,899)	New York Mortgage Trust Inc (REIT)	Barclays Bank	1,176
23,191	Natural Gas Services Group Inc	Morgan Stanley	(9,972)	2,101	NeoGenomics Inc	Barclays Bank	(2,962)	(2,695)	New York Times Co 'A'	Barclays Bank	2,439
9,244	Natural Grocers by Vitamin Cottage Inc	Barclays Bank	(1,479)	(6,425)	NerdWallet Inc 'A'	Morgan Stanley	1,856	(844)	New York Times Co 'A'	Goldman Sachs	781
5,281	Natural Grocers by Vitamin Cottage Inc	Goldman Sachs	1,003	(60,813)	Nerdy Inc	Barclays Bank	3,020	(8,937)	New York Times Co 'A'	HSBC	37,401
3,802	Natural Grocers by Vitamin Cottage Inc	HSBC	1,597	(3,328)	NetApp Inc	Morgan Stanley	4,526	(2,664)	New York Times Co 'A'	Morgan Stanley	2,411
19,911	Nature's Sunshine Products Inc	Bank of America	4,679	(1,477)	Netflix Inc	Bank of America	(84,391)	6,203	Newegg Commerce Inc	Barclays Bank	(930)
20,720	Nature's Sunshine Products Inc	Barclays Bank	(4,662)	(607)	Netflix Inc	Barclays Bank	(18,824)	16,945	Newegg Commerce Inc	HSBC	(847)
11,746	Nature's Sunshine Products Inc	Goldman Sachs	2,760	(172)	Netflix Inc	Goldman Sachs	(10,029)	(67,431)	Newell Brands Inc	Barclays Bank	31,018
18,267	Nature's Sunshine Products Inc	Morgan Stanley	(4,110)	(1,359)	Netflix Inc	HSBC	(62,110)	(97,293)	Newell Brands Inc	Goldman Sachs	78,807
41,516	Nautilus Biotechnology Inc	Barclays Bank	23,249	(174)	Netflix Inc	Morgan Stanley	(5,427)	(15,989)	Newell Brands Inc	HSBC	26,702
25,890	Nautilus Biotechnology Inc	Goldman Sachs	11,651	(2,994)	NETGEAR Inc	Bank of America	165	(69,506)	Newell Brands Inc	Morgan Stanley	31,973
18,464	Nautilus Biotechnology Inc	HSBC	11,448	(4,639)	NETGEAR Inc	Barclays Bank	(302)	(61,983)	Newmark Group Inc 'A'	Bank of America	10,969
11,654	Nautilus Biotechnology Inc	Morgan Stanley	6,526	(8,843)	NETGEAR Inc	Morgan Stanley	(575)	(13,903)	Newmark Group Inc 'A'	HSBC	3,498
(31,675)	Navigent Corp	Barclays Bank	(3,168)	(4,474)	NetScot Systems Inc	Bank of America	(4,832)	(48,567)	Newmark Group Inc 'A'	Morgan Stanley	11,020
(29,955)	Navigent Corp	Goldman Sachs	(5,392)	(1,713)	NetScot Systems Inc	Barclays Bank	942	(4,076)	NewMarket Corp	Barclays Bank	7,594
6,809	Navigator Holdings Ltd	Bank of America	(272)	(5,301)	NetScot Systems Inc	Goldman Sachs	(5,725)	(2,563)	NewMarket Corp	Goldman Sachs	(2,973)
22,352	Navigator Holdings Ltd	Barclays Bank	(1,118)	(3,463)	NetScot Systems Inc	HSBC	(5,430)	(2,374)	NewMarket Corp	HSBC	(42,984)
16,605	Navigator Holdings Ltd	Goldman Sachs	(664)	(2,121)	NetScot Systems Inc	Morgan Stanley	1,167	(1,357)	NewMarket Corp	Morgan Stanley	2,633
7,143	Navigator Holdings Ltd	HSBC	1,500	(9,676)	NETSTREIT Corp (REIT)	Bank of America	1,888	20,617	Newpark Resources Inc	Bank of America	(1,891)
5,358	Navigator Holdings Ltd	Morgan Stanley	(268)	(66,938)	NETSTREIT Corp (REIT)	Barclays Bank	42,171	53,960	Newpark Resources Inc	Barclays Bank	(21,584)
(45,073)	Navitas Semiconductor Corp	Morgan Stanley	37,636	(49,307)	NETSTREIT Corp (REIT)	Goldman Sachs	30,570	61,750	Newpark Resources Inc	HSBC	(22,230)
(1,581)	NBT Bancorp Inc	Bank of America	(1,075)	(20,718)	NETSTREIT Corp (REIT)	HSBC	11,001	8,494	Newpark Resources Inc	Morgan Stanley	(3,398)
(4,262)	NBT Bancorp Inc	Barclays Bank	5,839	(8,245)	NETSTREIT Corp (REIT)	Morgan Stanley	5,194	(135,223)	News Corp 'A'	Barclays Bank	(12,846)
(594)	NBT Bancorp Inc	HSBC	(1,224)	(8,245)	NETSTREIT Corp (REIT)	Morgan Stanley	5,194	(42,207)	News Corp 'A'	Goldman Sachs	6,120
(3,533)	NBT Bancorp Inc	Morgan Stanley	4,507	3,112	Neurocrine Biosciences Inc	Bank of America	(22,998)	(84,179)	News Corp 'A'	HSBC	(125,006)
(14,821)	nCino Inc	Bank of America	(62,100)	8,695	Neurocrine Biosciences Inc	Barclays Bank	(23,825)	(105,910)	News Corp 'A'	Morgan Stanley	(10,737)
(12,983)	nCino Inc	Barclays Bank	(6,622)	1,559	Neurocrine Biosciences Inc	Goldman Sachs	(10,494)	1,096	News Corp 'B'	Goldman Sachs	(132)
(13,809)	nCino Inc	Goldman Sachs	(57,860)	5,723	Neurocrine Biosciences Inc	HSBC	(39,525)	30,481	News Corp 'B'	HSBC	45,112
(24,165)	nCino Inc	HSBC	(131,458)	10,541	Neurocrine Biosciences Inc	Morgan Stanley	(28,882)	10,484	NexPoint Residential Trust Inc (REIT)	Bank of America	(3,460)
(8,246)	nCino Inc	Morgan Stanley	(4,205)	118	NeuroPace Inc	Barclays Bank	(30)	7,866	NexPoint Residential Trust Inc (REIT)	Merrill Lynch	(4,090)
1,857	NCR Corp	Bank of America	(93)	1,961	Nevro Corp	Bank of America	(1,252)	5,333	NexPoint Residential Trust Inc (REIT)	Barclays Bank	(1,760)
2,751	NCR Corp	Barclays Bank	(1,596)	818	Nevro Corp	Barclays Bank	(425)	6,700	NexPoint Residential Trust Inc (REIT)	Goldman Sachs	(6,499)
10,707	NCR Corp	HSBC	12,848	3,063	Nevro Corp	HSBC	(1,838)	4,321	NexPoint Residential Trust Inc (REIT)	Morgan Stanley	(2,247)
41,325	Nektar Therapeutics	Bank of America	(5,724)	4,310	Nevro Corp	Morgan Stanley	(2,241)	5,279	Nexstar Media Group Inc	Barclays Bank	(52,157)
47,630	Nektar Therapeutics	Merrill Lynch	(4,920)	(5,034)	New Fortress Energy Inc	Bank of America	5,913	(5,111)	Nexstar Media Group Inc	HSBC	77,994
109,831	Nektar Therapeutics	Barclays Bank	(4,920)	(5,089)	New Fortress Energy Inc	Barclays Bank	11,545	(5,111)	Nexstar Media Group Inc	HSBC	(17,091)
74,443	Nektar Therapeutics	Goldman Sachs	(15,212)	(4,732)	New Fortress Energy Inc	Goldman Sachs	15,758	1,120	NextCure Inc	HSBC	(7,420)
120,549	Nektar Therapeutics	HSBC	(10,801)	(4,732)	New Fortress Energy Inc	HSBC	7,765	9,126	NextCure Inc	Goldman Sachs	365
453	Nelnet Inc 'A'	Morgan Stanley	(12,453)	(10,354)	New Fortress Energy Inc	Morgan Stanley	24,125	17,352	NextCure Inc	Barclays Bank	2,082
8,289	Nelnet Inc 'A'	Bank of America	(711)	10,759	New Jersey Resources Corp	Bank of America	(11,117)	(33,509)	NextDecade Corp	HSBC	16,754
2,449	Nelnet Inc 'A'	Merrill Lynch	(1,596)	42,600	New Jersey Resources Corp	Barclays Bank	(33,654)	(33,509)	NextDecade Corp	Barclays Bank	16,754
624	Nelnet Inc 'A'	Barclays Bank	(4,920)	83,674	New Jersey Resources Corp	Goldman Sachs	(85,879)	(54,063)	NextDecade Corp	Morgan Stanley	27,031
2,642	Neogen Corp	Goldman Sachs	(3,101)	54,201	New Jersey Resources Corp	HSBC	(77,132)	(8,738)	NextEra Energy Inc	Bank of America	43,132
(1,066)	Neogen Corp	HSBC	(10,801)	82,027	New Jersey Resources Corp	Morgan Stanley	(61,657)	(8,738)	NextEra Energy Inc	Merrill Lynch	(732)
(67,234)	Neogen Corp	Morgan Stanley	(12,453)	(3,021)	New Jersey Resources Corp	Morgan Stanley	2,387	(50,984)	NextEra Energy Inc	Barclays Bank	121,852
(6,705)	Neogen Corp	Bank of America	(711)	(385)	New Relic Inc	Barclays Bank	3,280	(13,282)	NextEra Energy Inc	Goldman Sachs	71,059
		Merrill Lynch	(711)	(785)	New Relic Inc	Morgan Stanley	9,616	(14,773)	NextEra Energy Inc	HSBC	57,172
		Barclays Bank	(18,650)	(14,366)	New York Community Bancorp Inc	Bank of America	(1,293)	(5,209)	NextEra Energy Inc	Morgan Stanley	12,450
		Goldman Sachs	(3,101)	(26,763)	New York Community Bancorp Inc	Merrill Lynch		(3,615)	NextEra Energy	Bank of America	(3,893)
		Morgan Stanley	(404)	(53,114)	New York Community Bancorp Inc	Barclays Bank	13,382	(2,367)	NextEra Energy	Merrill Lynch	
		Bank of America	2,319	20,019	New York Community Bancorp Inc	Goldman Sachs	(4,780)	642	NextEra Energy	HSBC	(838)
		Merrill Lynch	(18)	(50,856)	New York Community Bancorp Inc	Morgan Stanley	25,428	15,427	NextGen Healthcare Inc	Bank of America	(19,901)
		Barclays Bank	(59,166)								
		Goldman Sachs	(3,285)								

ブラックロック・ストラテジック・ファンズ ブラックロック・アメリカズ・ダイバーシファイド・エクイティ・アブソルート・リターン・ファンド

保有高	銘柄	取引相手	未実現評価増益/(損) (米ドル)	保有高	銘柄	取引相手	未実現評価増益/(損) (米ドル)	保有高	銘柄	取引相手	未実現評価増益/(損) (米ドル)
12,999	NextGen Healthcare Inc	Barclays Bank	(1,820)	(16,396)	nLight Inc	Goldman Sachs	(25,086)	3,716	Northern Trust Corp	HSBC	(3,865)
46,618	NextGen Healthcare Inc	Goldman Sachs	(60,137)	(11,697)	nLight Inc	HSBC	(20,236)	(4,076)	Northern Trust Corp	Morgan Stanley	4,280
6,545	NextGen Healthcare Inc	Morgan Stanley	(916)	(4,295)	nLight Inc	Morgan Stanley	(1,589)	1,539	Northern Trust Corp	Morgan Stanley	(1,616)
(5,433)	NexTier Oilfield Solutions Inc	Bank of America	(163)	22,721	NMI Holdings Inc 'A'	Barclays Bank	12,269	(90,105)	Northfield Bancorp Inc	Bank of America	(67,579)
(41,710)	NexTier Oilfield Solutions Inc	Merrill Lynch		10,207	NMI Holdings Inc 'A'	Goldman Sachs	16,739			Merrill Lynch	
(13,131)	NexTier Oilfield Solutions Inc	Barclays Bank	24,192	7,397	NMI Holdings Inc 'A'	HSBC	11,835	(32,496)	Northfield Bancorp Inc	Barclays Bank	(1,300)
(36,586)	NexTier Oilfield Solutions Inc	HSBC	2,561	(3,594)	NNN Inc (REIT)	Bank of America	6,865	(40,622)	Northfield Bancorp Inc	Goldman Sachs	(30,467)
(20,424)	NexTier Oilfield Solutions Inc	Morgan Stanley	11,846	(12,998)	NNN Inc (REIT)	Merrill Lynch		(9,795)	Northfield Bancorp Inc	HSBC	(6,857)
(45,499)	NextNav Inc	HSBC	(20,020)	(8,087)	NNN Inc (REIT)	Barclays Bank	8,839	(11,044)	Northfield Bancorp Inc	Morgan Stanley	(442)
(10,179)	NEXTracker Inc 'A'	Bank of America	15,370	(13,013)	NNN Inc (REIT)	Goldman Sachs	15,446	(23,971)	Northrim BancCorp Inc	Barclays Bank	3,116
(2,817)	NEXTracker Inc 'A'	Merrill Lynch		(7,216)	NNN Inc (REIT)	HSBC	31,464	(51,985)	Northrim BancCorp Inc	Goldman Sachs	25,763
8,000	NEXTracker Inc 'A'	Goldman Sachs	4,254	(7,241)	Noble Corp Plc	Morgan Stanley	4,907	(10,519)	Northwest Natural	HSBC	7,483
(17,657)	NEXTracker Inc 'A'	HSBC	52,640	37,871	Noodles & Co	Bank of America	(6,082)	(4,650)	Northwest Natural	Barclays Bank	8,318
22,391	NGM	Morgan Stanley	20,658	24,330	Noodles & Co	Merrill Lynch		(11,787)	Northwest Natural	HSBC	44,422
	Biopharmaceuticals Inc	Barclays Bank	(7,613)	16,703	Noodles & Co	Barclays Bank	—	(1,497)	Northwest Natural	Morgan Stanley	2,754
9,938	NGM	Morgan Stanley	(3,379)	5,872	Noodles & Co	Goldman Sachs	(12,895)	(13,722)	Northwest Pipe Co	Barclays Bank	11,801
10,927	NI Holdings Inc	Bank of America	164	80,003	Nordic American Tankers Ltd	HSBC	(23,802)	(2,541)	Northwest Pipe Co	Goldman Sachs	(1,601)
12,084	NI Holdings Inc	Merrill Lynch		2,846	Nordic American Tankers Ltd	Morgan Stanley	(2,400)	(757)	Northwest Pipe Co	Morgan Stanley	651
25,910	NI Holdings Inc	Barclays Bank	4,411	(2,512)	Nordson Corp	Bank of America	(4,044)	(35,588)	North Western Corp	Barclays Bank	44,822
19,239	NI Holdings Inc	Goldman Sachs	389	(10,933)	Nordson Corp	Merrill Lynch		(29,499)	North Western Corp	HSBC	83,187
6,375	NI Holdings Inc	HSBC	2,597	2,213	Nordson Corp	Barclays Bank	(23,615)	(27,453)	North Western Corp	Morgan Stanley	34,316
(1,114)	Nicolet Bankshares Inc	Morgan Stanley	2,327	(7,723)	Nordson Corp	Goldman Sachs	(12,434)	(3,152)	Norwegian Cruise Line Holdings Ltd	HSBC	(1,544)
(15,647)	Nicolet Bankshares Inc	Bank of America	(10,394)	(2,738)	Nordson Corp	Bank of America	(4,044)	(2,074)	Norwood Financial Corp	Barclays Bank	1,867
(8,125)	Nicolet Bankshares Inc	Merrill Lynch		2,697	Nordson Corp	Merrill Lynch		(214)	Norwood Financial Corp	HSBC	345
(15,449)	Nicolet Bankshares Inc	Barclays Bank	(30,512)	(735)	Nordson Corp	Barclays Bank	4,780	(860)	Norwood Financial Corp	Morgan Stanley	774
(1,426)	Nicolet Bankshares Inc	Goldman Sachs	(75,806)	(8,092)	Nordstrom Inc	Goldman Sachs	4,263	8,587	NOV Inc	Bank of America	(7,127)
2,552	NIKE Inc 'B'	HSBC	(128,999)	9,415	Norfolk Southern Corp	Merrill Lynch			NOV Inc	Merrill Lynch	
17,975	Nikola Corp	Morgan Stanley	(2,781)	15,361	Norfolk Southern Corp	Barclays Bank	(159,294)	53,097	NOV Inc	Barclays Bank	(53,945)
4,603	Nikola Corp	Goldman Sachs	(11,254)	30	Norfolk Southern Corp	Goldman Sachs	(152)	14,403	NOV Inc	Goldman Sachs	(11,954)
(30,670)	Nine Energy Service Inc	HSBC	1,281	2,260	Norfolk Southern Corp	HSBC	1,785	19,319	NOV Inc	HSBC	(27,851)
(25,562)	Nine Energy Service Inc	Morgan Stanley	13,778	9,223	Norfolk Southern Corp	Morgan Stanley	(95,643)	8,163	NOV Inc	Morgan Stanley	(9,301)
(1,392)	Nine Energy Service Inc	Bank of America	(63,524)	(3,597)	Northeast Bank	Bank of America	432	121,140	Novagold Resources Inc	Barclays Bank	(48,456)
(33,604)	Nine Energy Service Inc	Merrill Lynch		(927)	Northeast Bank	Merrill Lynch		126,423	Novagold Resources Inc	Goldman Sachs	(56,890)
41,930	NiSource Inc	Barclays Bank	10,480	(3,033)	Northeast Bank	Barclays Bank	658	39,585	Novagold Resources Inc	HSBC	(18,605)
(12,219)	NiSource Inc	Goldman Sachs	18,512	(5,236)	Northeast Bank	Goldman Sachs	364	4,521	Novagold Resources Inc	Morgan Stanley	(1,808)
121,219	NiSource Inc	HSBC	2,004	(913)	Northeast Bank	Morgan Stanley	648	(8,789)	Novanta Inc	Bank of America	(24,082)
(2,799)	NiSource Inc	Morgan Stanley	(36,416)	(49,012)	Northeast Community Bancorp Inc	Goldman Sachs	(16,174)	(9,582)	Novanta Inc	Merrill Lynch	
(1,041)	NiSource Inc	Bank of America	18,512	(29,798)	Northern Oil and Gas Inc	Bank of America	47,379	(4,344)	Novanta Inc	Goldman Sachs	(11,902)
42,099	NiSource Inc	Merrill Lynch		(33,010)	Northern Oil and Gas Inc	Merrill Lynch		(5,703)	Novanta Inc	HSBC	(32,963)
(3,362)	NiSource Inc	Barclays Bank	(104,854)	594	Northern Technologies International Corp	Barclays Bank	658	(882)	Novanta Inc	Morgan Stanley	820
12,433	Nkarta Inc	Goldman Sachs	626	4,645	Northern Technologies International Corp	Goldman Sachs	(16,174)	(511)	Novocure Ltd	Bank of America	134
36,702	Nkarta Inc	HSBC	2,004	(29,798)	Northern Oil and Gas Inc	Morgan Stanley	1,370	(3,451)	Novocure Ltd	Merrill Lynch	
20,875	Nkarta Inc	Morgan Stanley	(36,416)	(33,010)	Northern Technologies International Corp	Bank of America	432	(1,503)	Novocure Ltd	Barclays Bank	23,867
21,722	Nkarta Inc	Bank of America	(63,524)	29,798	Northern Oil and Gas Inc	HSBC	55,787	(4,402)	Novocure Ltd	Goldman Sachs	6,809
(35,339)	NL Industries Inc	Merrill Lynch		(33,010)	Northern Technologies International Corp	Goldman Sachs	(16,174)	(6,859)	Novocure Ltd	HSBC	(12,191)
(2,310)	NL Industries Inc	Barclays Bank	208	594	Northern Technologies International Corp	Barclays Bank	140	6,025	Novocure Ltd	Morgan Stanley	49,986
(21,055)	NL Industries Inc	Goldman Sachs	3,158	594	Northern Technologies International Corp	Goldman Sachs	140	6,025	NOW Inc	Bank of America	(1,506)
(527)	nLight Inc	Bank of America	(806)	(10,597)	Northern Trust Corp	Bank of America	(12,081)	4,783	NOW Inc	Merrill Lynch	
(7,732)	nLight Inc	Merrill Lynch		(10,597)	Northern Trust Corp	Merrill Lynch		9,030	NOW Inc	Barclays Bank	(2,200)
		Barclays Bank	(2,861)	(10,597)	Northern Trust Corp	Goldman Sachs	364	41,253	NOW Inc	Goldman Sachs	(2,258)
		HSBC		(10,597)	Northern Trust Corp	HSBC	(7,697)	4,064	NOW Inc	HSBC	(16,914)
		Morgan Stanley		(10,597)	Northern Trust Corp	Morgan Stanley	648	1,392	NRG Energy Inc	Morgan Stanley	(1,869)
		Bank of America		(10,597)	Northern Trust Corp	Bank of America	3,755		NRG Energy Inc	Bank of America	(529)
		Merrill Lynch		(10,597)	Northern Trust Corp	Merrill Lynch			NRG Energy Inc	Merrill Lynch	
		Barclays Bank		(10,597)	Northern Trust Corp	Barclays Bank	9,494	2,415	NRG Energy Inc	Barclays Bank	(1,521)
		HSBC		(10,597)	Northern Trust Corp	HSBC	5,225	4,881	NRG Energy Inc	Morgan Stanley	(3,075)

ブラックロック・ストラテジック・ファンズ ブラックロック・アメリカズ・ダイバーシファイド・エクイティ・アブソルート・リターン・ファンド

保有高	銘柄	取引相手	未実現評価増益/(損) (米ドル)	保有高	銘柄	取引相手	未実現評価増益/(損) (米ドル)	保有高	銘柄	取引相手	未実現評価増益/(損) (米ドル)
(16,375)	Nu Skin Enterprises Inc 'A'	Bank of America Merrill Lynch	61,734	6,280	Oak Valley Bancorp	Barclays Bank	(1,821)	(4,799)	Old Dominion Freight Line Inc	Goldman Sachs	(8,292)
(5,591)	Nu Skin Enterprises Inc 'A'	Barclays Bank	11,238	8,952	Oak Valley Bancorp	Goldman Sachs	1,880	(3,796)	Old Dominion Freight Line Inc	HSBC	12,261
(5,252)	Nu Skin Enterprises Inc 'A'	HSBC	23,844	5,011	Oak Valley Bancorp	HSBC	(3,458)	161,598	Old National Bancorp	Barclays Bank	(54,943)
(11,764)	Nu Skin Enterprises Inc 'A'	Morgan Stanley	23,646	(8,187)	Occidental Petroleum Corp	Bank of America Merrill Lynch	5,331	(3,064)	Old National Bancorp	Barclays Bank	896
(5,670)	Nucor Corp	Barclays Bank	54,752	(13,760)	Occidental Petroleum Corp	Barclays Bank	16,321	(3,064)	Old National Bancorp	Barclays Bank	896
(9,024)	Nucor Corp	HSBC	103,866	(10,931)	Occidental Petroleum Corp	Goldman Sachs	6,559	(6,480)	Old National Bancorp	Goldman Sachs	230
(1,095)	Nucor Corp	Morgan Stanley	10,786	(24,852)	Occidental Petroleum Corp	HSBC	25,444	(6,480)	Old National Bancorp	Goldman Sachs	2,219
4,670	Nurix Therapeutics Inc	Barclays Bank	(887)	(19,395)	Occidental Petroleum Corp	Morgan Stanley	21,846	(27,182)	Old National Bancorp	HSBC	355
28,167	Nurix Therapeutics Inc	HSBC	13,520	(13,891)	Oceaneering International Inc	HSBC	22,781	(75,130)	Old Republic International Corp	Bank of America Merrill Lynch	26,095
7,822	Nurix Therapeutics Inc	Morgan Stanley	(1,486)	2,112	OceanFirst Financial Corp	Bank of America Merrill Lynch	2,492	(41,652)	Old Republic International Corp	Goldman Sachs	37,885
(7,703)	NuScale Power Corp	Barclays Bank	5,546	134,539	OceanFirst Financial Corp	Barclays Bank	(32,289)	(16,293)	Old Republic International Corp	HSBC	10,802
15,479	Nutanix Inc 'A'	Bank of America Merrill Lynch	53,093	1,826	OceanFirst Financial Corp	Goldman Sachs	2,155	(53,693)	Old Republic International Corp	Morgan Stanley	25,236
11,340	Nutanix Inc 'A'	Barclays Bank	42,979	35,307	OceanFirst Financial Corp	Morgan Stanley	(1,006)	31,191	Old Second Bancorp Inc	Barclays Bank	(6,862)
(6,585)	Nutanix Inc 'A'	HSBC	(22,828)	(662)	Oceoneer Federal Financial Corp	Barclays Bank	1,109	4,290	Old Second Bancorp Inc	Morgan Stanley	(944)
(7,105)	Nutanix Inc 'A'	Morgan Stanley	(26,928)	(12,789)	Ocular Therapeutics Inc	Barclays Bank	1,790	2,216	Olema Pharmaceuticals Inc	Bank of America Merrill Lynch	(2,925)
(743)	Nuvalent Inc 'A'	Bank of America Merrill Lynch	(119)	(7,197)	Ocular Therapeutics Inc	HSBC	216	3,827	Olema Pharmaceuticals Inc	Barclays Bank	(3,329)
(3,787)	Nuvalent Inc 'A'	HSBC	(11,891)	(1,337)	Ocwen Financial Corp	Bank of America Merrill Lynch	2,126	22,059	Olema Pharmaceuticals Inc	Goldman Sachs	(29,118)
(6,926)	Nuvalent Inc 'A'	Morgan Stanley	(970)	(1,470)	Ocwen Financial Corp	Barclays Bank	1,220	10,150	Olema Pharmaceuticals Inc	HSBC	(12,180)
49,573	Nuvation Bio Inc	Bank of America Merrill Lynch	(3,470)	(747)	Ocwen Financial Corp	Goldman Sachs	1,188	26,186	Olema Pharmaceuticals Inc	Morgan Stanley	(22,782)
52,011	Nuvation Bio Inc	Barclays Bank	(6,761)	(2,041)	Ocwen Financial Corp	Morgan Stanley	1,694	(5,550)	Olin Corp	Bank of America Merrill Lynch	28,196
66,090	Nuvation Bio Inc	Goldman Sachs	(4,626)	(982)	ODP Corp	Bank of America Merrill Lynch	1,306	(20,242)	Olin Corp	Barclays Bank	122,262
109,629	Nuvation Bio Inc	HSBC	(5,481)	(21,880)	Office Properties Income Trust (REIT)	Bank of America	(26,475)	(12,942)	Olin Corp	HSBC	68,508
29,223	Nuvation Bio Inc	Morgan Stanley	(3,799)	(23,890)	Office Properties Income Trust (REIT)	Merrill Lynch	(9,556)	(8,475)	Olin Corp	Morgan Stanley	29,410
(2,788)	NV5 Global Inc	Bank of America Merrill Lynch	(119)	(17,032)	Office Properties Income Trust (REIT)	Barclays Bank	(15,329)	(12,172)	Ollie's Bargain Outlet Holdings Inc	Goldman Sachs	139,126
(2,550)	NV5 Global Inc	Barclays Bank	3,953	(51,013)	Office Properties Income Trust (REIT)	Morgan Stanley	(20,405)	(721)	Ollie's Bargain Outlet Holdings Inc	HSBC	9,553
(3,344)	NV5 Global Inc	Goldman Sachs	(2,642)	(3,248)	OFG Bancorp	HSBC	(4,385)	(864)	Ollie's Bargain Outlet Holdings Inc	Morgan Stanley	7,154
(5,810)	NV5 Global Inc	HSBC	11,888	1,385	OGE Energy Corp	Bank of America Merrill Lynch	(3,144)	(18,485)	Olo Inc 'A'	Goldman Sachs	12,755
(3,896)	NV5 Global Inc	Morgan Stanley	6,163	25,110	OGE Energy Corp	Barclays Bank	(31,639)	(8,170)	Olo Inc 'A'	HSBC	899
(4,665)	NVE Corp	Barclays Bank	1,959	12,574	OGE Energy Corp	Goldman Sachs	(32,818)	(17,406)	Olo Inc 'A'	Morgan Stanley	2,089
6,749	nVent Electric Plc	Bank of America Merrill Lynch	19,572	23,593	OGE Energy Corp	Morgan Stanley	(29,727)	(2,941)	Olympic Steel Inc	Bank of America Merrill Lynch	588
28,497	nVent Electric Plc	Barclays Bank	37,331	(1,627)	Ohio Valley Banc Corp	Bank of America Merrill Lynch	98	(433)	Olympic Steel Inc	Barclays Bank	1,472
6,582	nVent Electric Plc	Goldman Sachs	19,088	(1,009)	Ohio Valley Banc Corp	Morgan Stanley	262	(531)	Olympic Steel Inc	HSBC	1,204
517	nVent Electric Plc	HSBC	1,592	(22,188)	O-I Glass Inc	Barclays Bank	22,632	(810)	Olympic Steel Inc	Morgan Stanley	8,467
12,984	nVent Electric Plc	Morgan Stanley	15,899	46,920	Oil States International Inc	Barclays Bank	(29,560)	(69,863)	Omega Flex Inc	Bank of America Merrill Lynch	(79)
925	NVIDIA Corp	Bank of America Merrill Lynch	99,299	27,564	Oil States International Inc	Goldman Sachs	(9,372)	(84,292)	Omega Flex Inc	Barclays Bank	4,647
6,037	NVIDIA Corp	Barclays Bank	516,883	10,348	Oil States International Inc	HSBC	(4,450)	(1,324)	Omega Flex Inc	HSBC	1,204
1,356	NVIDIA Corp	Goldman Sachs	145,567	3,790	Oil-Dri Corp of America	Bank of America Merrill Lynch	(15,198)	(433)	Omega Flex Inc	Barclays Bank	1,472
4,776	NVIDIA Corp	HSBC	504,322	2,408	Oil-Dri Corp of America	Barclays Bank	(2,697)	(503)	Omega Flex Inc	Goldman Sachs	(32)
6,361	NVIDIA Corp	Morgan Stanley	549,165	2,308	Oil-Dri Corp of America	Goldman Sachs	(9,255)	(810)	Omega Flex Inc	HSBC	4,647
49	NVR Inc	Barclays Bank	(5,488)	1,267	Oil-Dri Corp of America	HSBC	(3,824)	(69,863)	Omega Flex Inc	Morgan Stanley	2,754
55	NVR Inc	HSBC	(16,735)	723	Oil-Dri Corp of America	Morgan Stanley	(810)	(84,292)	Omega Healthcare Investors Inc (REIT)	Barclays Bank	(698)
27	NVR Inc	Morgan Stanley	(3,024)	(214)	Okta Inc	Bank of America Merrill Lynch	(2,658)	(12,734)	Omega Healthcare Investors Inc (REIT)	Goldman Sachs	49,732
10,655	NXP Semiconductors NV	Bank of America Merrill Lynch	138,728	(1,032)	Okta Inc	Barclays Bank	(12,734)	(2,234)	Omega Healthcare Investors Inc (REIT)	HSBC	(3,396)
8,071	NXP Semiconductors NV	Barclays Bank	28,894	(3,942)	Okta Inc	HSBC	(12,953)	13,278	Omega Therapeutics Inc	Barclays Bank	(27,087)
5,920	NXP Semiconductors NV	Goldman Sachs	77,078	(7,262)	Olaplex Holdings Inc	Barclays Bank	1,561	2,706	Omega Therapeutics Inc	Goldman Sachs	(2,435)
1,213	NXP Semiconductors NV	HSBC	15,648	(490)	Old Dominion Freight Line Inc	Barclays Bank	(3,067)	306	Omega Therapeutics Inc	HSBC	(364)
8,376	NXP Semiconductors NV	Morgan Stanley	29,986					20,527	Omeros Corp	Barclays Bank	(9,750)
354	Nymox Pharmaceutical Corp	Bank of America Merrill Lynch	17								
17,982	Nymox Pharmaceutical Corp	Goldman Sachs	879								
46,926	Nymox Pharmaceutical Corp	Morgan Stanley	826								

ブラックロック・ストラテジック・ファンズ ブラックロック・アメリカズ・ダイバーシファイド・エクイティ・アブソルート・リターン・ファンド

保有高	銘柄	取引相手	未実現評価益/(損) (米ドル)	保有高	銘柄	取引相手	未実現評価益/(損) (米ドル)	保有高	銘柄	取引相手	未実現評価益/(損) (米ドル)
(570)	Omniab Inc*	Bank of America Merrill Lynch	570	(23,737)	Onto Innovation Inc	Barclays Bank	(208,179)	4,894	Organon & Co	Bank of America Merrill Lynch	(6,151)
(570)	Omniab Inc*	Bank of America Merrill Lynch	570	(18,164)	Onto Innovation Inc	Goldman Sachs	(280,997)	1,275	Organon & Co	Barclays Bank	(2,117)
(653)	Omniab Inc*, π	Barclays Bank	—	(14,408)	Onto Innovation Inc	HSBC	(311,960)	(17,003)	Organon & Co	Goldman Sachs	29,925
(653)	Omniab Inc*, π	Barclays Bank	—	(4,135)	Onto Innovation Inc	Morgan Stanley	(36,926)	6,911	Organon & Co	Goldman Sachs	(12,163)
(317)	Omniab Inc*	HSBC	—	12,770	Ooma Inc	Bank of America Merrill Lynch	(383)	1,058	Organon & Co	HSBC	(2,899)
(317)	Omniab Inc*	HSBC	—	39,970	Ooma Inc	Barclays Bank	(9,993)	10,610	Organon & Co	Morgan Stanley	(16,103)
(279)	Omniab Inc*	Morgan Stanley	—	25,241	Ooma Inc	Goldman Sachs	(757)	6,880	Orgenesis Inc	Barclays Bank	482
(279)	Omniab Inc*	Morgan Stanley	—	7,473	Ooma Inc	HSBC	10,163	6,611	Orgenesis Inc	Goldman Sachs	1,058
(60)	OmniAb Inc	Bank of America Merrill Lynch	(45)	8,785	Ooma Inc	Morgan Stanley	(2,196)	6,330	Orgenesis Inc	Morgan Stanley	443
(8,442)	OmniAb Inc	Barclays Bank	(2,026)	20,456	OP Bancorp	Goldman Sachs	8,285	(13,802)	ORIC Pharmaceuticals Inc	Barclays Bank	3,243
(4,105)	OmniAb Inc	HSBC	(3,325)	18,276	OP Bancorp	Morgan Stanley	(548)	(2,818)	ORIC Pharmaceuticals Inc	Goldman Sachs	493
5	Ommicell Inc	Bank of America Merrill Lynch	27	(16,238)	Open Lending Corp 'A'	HSBC	(7,812)	26,019	Orion Bancorp Inc	Barclays Bank	(25,759)
8,126	Ommicell Inc	Morgan Stanley	6,663	(21,017)	Open Lending Corp 'A'	Morgan Stanley	(2,942)	1,744	Orion Bancorp Inc	Goldman Sachs	3,941
(2,884)	Omnicom Group Inc	Barclays Bank	7,643	8,827	Openroad Technologies Inc	Bank of America Merrill Lynch	3,840	(13,831)	Orion Materials Inc	Bank of America Merrill Lynch	4,426
(6,628)	Omnicom Group Inc	Goldman Sachs	10,406	45,430	Openroad Technologies Inc	Barclays Bank	(1,136)	(42,966)	Orion Materials Inc	Barclays Bank	9,882
(7,875)	Omnicom Group Inc	HSBC	14,411	224,203	Openroad Technologies Inc	Morgan Stanley	(5,605)	(64,995)	Orion Materials Inc	Morgan Stanley	14,949
(4,614)	Omnicom Group Inc	Morgan Stanley	12,227	(13,889)	OPENLANE Inc	Goldman Sachs	417	(11,043)	Orion Engineered Carbons SA	Barclays Bank	16,046
(8,434)	ON Semiconductor Corp	Goldman Sachs	(11,344)	(13,899)	OPENLANE Inc	HSBC	417	(7,212)	Orion Engineered Carbons SA	Morgan Stanley	10,094
244	ON Semiconductor Corp	Goldman Sachs	(59)	(51,980)	OPKO Health Inc	Barclays Bank	6,238	(3,187)	Orion Office Inc (REIT)	Bank of America Merrill Lynch	(414)
(14,482)	ON Semiconductor Corp	HSBC	(46,560)	12,399	Opportun Financial Corp	Barclays Bank	(496)	(25,886)	Orion Office Inc (REIT)	Goldman Sachs	(3,365)
12,779	ON24 Inc	Barclays Bank	10,223	16,012	Opportun Financial Corp	Goldman Sachs	1,761	(4,985)	Ormat Technologies Inc	Bank of America Merrill Lynch	(4,800)
1,607	ON24 Inc	HSBC	(804)	7,614	Opportun Financial Corp	HSBC	8,756	(29,048)	Ormat Technologies Inc	Barclays Bank	(13,943)
(12,359)	Oncocyte Corp	Goldman Sachs	569	1,289	Opportun Financial Corp	Morgan Stanley	(52)	(7,200)	Ormat Technologies Inc	Goldman Sachs	(8,287)
(14,620)	Oncocyte Corp	HSBC	703	(926)	Oppenheimer Holdings Inc 'A'	Bank of America Merrill Lynch	(2,139)	(13,590)	Ormat Technologies Inc	HSBC	(9,649)
(32,664)	Oncocyte Corp	Morgan Stanley	526	(12,401)	Oppenheimer Holdings Inc 'A'	Barclays Bank	(19,966)	(12,614)	Ormat Technologies Inc	Morgan Stanley	(6,055)
7,986	Oncorus Inc	Barclays Bank	(1,063)	(2,576)	Oppenheimer	Morgan Stanley	(4,147)	6,915	Orstovon Financial Services Inc	Bank of America Merrill Lynch	13,346
9,055	Oncorus Inc	Goldman Sachs	(1,187)	(9,450)	OptimizeRx Corp	Barclays Bank	(9,138)	11,022	Orstovon Financial Services Inc	Barclays Bank	2,425
2,097	Oncorus Inc	Morgan Stanley	(279)	49,657	Optinose Inc	Barclays Bank	(4,966)	9,211	Orstovon Financial Services Inc	Goldman Sachs	17,777
(226,201)	Ondas Holdings Inc	Bank of America Merrill Lynch	26,081	21,741	Optinose Inc	HSBC	(14,566)	11,169	Orstovon Financial Services Inc	HSBC	19,434
(12,840)	Ondas Holdings Inc	Barclays Bank	1,283	1,245	Option Care Health Inc	Bank of America Merrill Lynch	(1,255)	3,132	Orstovon Financial Services Inc	Morgan Stanley	689
(10,473)	ONE Gas Inc	Bank of America Merrill Lynch	(8,964)	2,218	Option Care Health Inc	Barclays Bank	(2,041)	7,362	Orthofix Medical Inc	Barclays Bank	(11,632)
(23,787)	ONE Gas Inc	Barclays Bank	(13,577)	24,611	Option Care Health Inc	Goldman Sachs	8,614	(9,390)	OrthoPediatrics Corp	Bank of America Merrill Lynch	18,498
(12,201)	ONE Gas Inc	HSBC	(10,629)	(1,831)	Option Care Health Inc	Goldman Sachs	(641)	3,132	OrthoPediatrics Corp	Barclays Bank	11,009
(8,005)	ONE Gas Inc	Morgan Stanley	(4,723)	(7,873)	Option Care Health Inc	HSBC	7,395	(4,070)	OrthoPediatrics Corp	Goldman Sachs	10,985
(17,797)	One Liberty Properties Inc (REIT)	Barclays Bank	8,899	725	Option Care Health Inc	HSBC	(318)	(5,576)	OrthoPediatrics Corp	HSBC	8,222
(11,046)	One Liberty Properties Inc (REIT)	Goldman Sachs	331	(36,077)	Oracle Corp	Barclays Bank	(119,415)	(2,071)	OrthoPediatrics Corp	Morgan Stanley	13,963
25,129	OneMain Holdings Inc	Bank of America Merrill Lynch	43,976	(6,655)	Oracle Corp	Goldman Sachs	(52,042)	26,632	Oscar Health Inc 'A'	Goldman Sachs	2,397
2,751	OneMain Holdings Inc	Barclays Bank	1,801	(6,174)	Oracle Corp	HSBC	(51,182)	17,138	Oshkosh Corp	Bank of America Merrill Lynch	9,899
3,335	OneMain Holdings Inc	Goldman Sachs	1,628	(12,786)	Oracle Corp	Morgan Stanley	(42,322)	(5,076)	Oshkosh Corp	Barclays Bank	(5,434)
3,559	OneMain Holdings Inc	HSBC	8,008	6,600	OneSure Technologies Inc	Barclays Bank	(3,069)	(5,762)	Oshkosh Corp	Goldman Sachs	7,203
9,653	OneMain Holdings Inc	Morgan Stanley	6,575	14,476	OneSure Technologies Inc	HSBC	(30,762)	34,713	Oshkosh Corp	HSBC	(49,987)
4,215	ONEOK Inc	Morgan Stanley	(6,786)	(16,139)	Orchestra BioMed Holdings Inc	Morgan Stanley	24,370	13,200	Oshkosh Corp	Morgan Stanley	(2,376)
(19,875)	OneSpan Inc	Barclays Bank	(3,379)	(2,194)	Orchid Island Capital Inc (REIT)	Bank of America Merrill Lynch	—	5,169	OSI Systems Inc	Barclays Bank	6,565
(19,465)	OneSpan Inc	Goldman Sachs	(19,660)	(19,875)	Orchid Island Capital Inc (REIT)	HSBC	(4,373)	7,065	Otis Worldwide Corp	Bank of America Merrill Lynch	(32,640)
36,814	OneSpaWorld Holdings Ltd	Barclays Bank	(12,885)	(39,297)	Orchid Island Capital Inc (REIT)	Morgan Stanley	—	(2,109)	Otis Worldwide Corp	Bank of America Merrill Lynch	9,744
18,956	OneSpaWorld Holdings Ltd	Goldman Sachs	(26,349)	266	O'Reilly Automotive Inc	Bank of America Merrill Lynch	(14,606)	31,703	Otis Worldwide Corp	Goldman Sachs	(146,468)
23,229	OneSpaWorld Holdings Ltd	HSBC	(33,608)	498	O'Reilly Automotive Inc	Goldman Sachs	(22,746)	6,004	Otis Worldwide Corp	HSBC	(35,243)
1,944	OneSpaWorld Holdings Ltd	Morgan Stanley	(286)	404	O'Reilly Automotive Inc	HSBC	(21,278)	(7,944)	Otis Worldwide Corp	HSBC	46,631
(5,171)	OneWater Marine Inc 'A'	Bank of America Merrill Lynch	3,051	82	O'Reilly Automotive Inc	Morgan Stanley	(3,097)	(5,032)	Otter Tail Corp	Bank of America Merrill Lynch	9,016
(17,281)	OneWater Marine Inc 'A'	Barclays Bank	10,369	(34,709)	Organogenesis Holdings Inc	Barclays Bank	(9,892)				
(7,233)	OneWater Marine Inc 'A'	Goldman Sachs	4,267								
(4,617)	OneWater Marine Inc 'A'	HSBC	2,170								
(6,970)	OneWater Marine Inc 'A'	Morgan Stanley	4,182								
(11,705)	Onto Innovation Inc	Bank of America Merrill Lynch	(181,077)								

ブラックロック・ストラテジック・ファンズ ブラックロック・アメリカズ・ダイバーシファイド・エクイティ・アブソルート・リターン・ファンド

保有高	銘柄	取引相手	未実現損益(米ドル)	保有高	銘柄	取引相手	未実現損益(米ドル)	保有高	銘柄	取引相手	未実現損益(米ドル)
(7,277)	Otter Tail Corp	Barclays Bank	7,495	(9,684)	Packaging Corp of America	Goldman Sachs	57,711	22,229	Paramount Global 'A'	HSBC	(34,232)
(6,683)	Otter Tail Corp	Goldman Sachs	12,497	(308)	Packaging Corp of America	HSBC	3,557	7,977	Paramount Global 'A'	Morgan Stanley	7,418
(4,717)	Otter Tail Corp	HSBC	13,043	(9,356)	Packaging Corp of America	Morgan Stanley	42,944	5,897	Paramount Global 'B'	Bank of America	(1,451)
(2,192)	Otter Tail Corp	Morgan Stanley	2,258	19,488	Pactiv Evergreen Inc	Bank of America	(7,795)			Merrill Lynch	
(39,730)	Ouster Inc	Morgan Stanley	(27,414)			Merrill Lynch		7,304	Paramount Global 'B'	Barclays Bank	7,351
36,502	Outbrain Inc	Barclays Bank	3,650	31,714	Pactiv Evergreen Inc	Barclays Bank	(17,760)	7,080	Paramount Global 'B'	Goldman Sachs	5,494
73,542	Outfront Media Inc (REIT)	Barclays Bank	(22,063)	16,810	Pactiv Evergreen Inc	Goldman Sachs	(6,724)	16,658	Paramount Global 'B'	HSBC	(4,048)
12,057	Outfront Media Inc (REIT)	Goldman Sachs	(1,809)	12,598	Pactiv Evergreen Inc	HSBC	378	92,818	Paramount Group	Barclays Bank	(17,635)
79,405	Outfront Media Inc (REIT)	HSBC	(38,909)	36,635	Pactiv Evergreen Inc	Morgan Stanley	(20,516)		Inc (REIT)		
(55,361)	Outlook Therapeutics Inc	Goldman Sachs	(18,269)	28,657	PacWest Bancorp	Bank of America	38,114	79,817	Paramount Group	HSBC	(12,771)
(34,682)	Outlook Therapeutics Inc	HSBC	(13,526)			Merrill Lynch			Inc (REIT)		
(11,688)	Outlook Therapeutics Inc	Morgan Stanley	1,169	16,647	PacWest Bancorp	Barclays Bank	(2,830)	54,418	Paramount Group	Morgan Stanley	(10,340)
(3,178)	Outset Medical Inc	Bank of America	(1,303)	6,304	PacWest Bancorp	HSBC	4,476		Inc (REIT)		
		Merrill Lynch		14,488	PagerDuty Inc	Barclays Bank	(28,396)	(29,496)	Paratek	Goldman Sachs	11,208
(8,714)	Outset Medical Inc	Barclays Bank	13,245	1,685	PagerDuty Inc	Goldman Sachs	(4,078)		Pharmaceuticals Inc		
(9,983)	Outset Medical Inc	HSBC	(5,690)	2,811	PagerDuty Inc	HSBC	(6,072)	(154)	Paratek	Morgan Stanley	52
(2,481)	Outset Medical Inc	Morgan Stanley	3,771	10,649	PagerDuty Inc	Morgan Stanley	(20,872)		Pharmaceuticals Inc		
(51,342)	Overseas Shipholding Group Inc 'A'	Bank of America	8,728	(13,898)	Palantir Technologies Inc 'A'	Bank of America	(66,293)	(22,328)	Park Aerospace Corp	Barclays Bank	(1,116)
		Merrill Lynch		(35,506)	Palantir Technologies Inc 'A'	Merrill Lynch	(169,364)	(22,730)	Park Aerospace Corp	Goldman Sachs	(6,137)
(25,219)	Overseas Shipholding Group Inc 'A'	Barclays Bank	1,513			Goldman Sachs		(18,746)	Park City Group Inc	Bank of America	(28,494)
				(1,913)	Palantir Technologies Inc 'A'	Morgan Stanley	(2,787)	(81,158)	Park City Group Inc	Barclays Bank	(47,883)
17,516	Overstock.com Inc	Goldman Sachs	(21,019)					108,670	Park Hotels & Resorts Inc (REIT)	Barclays Bank	(30,428)
13,073	Overstock.com Inc	HSBC	(14,772)	2,325	Palo Alto Networks Inc	Morgan Stanley	52,963		Resorts Inc (REIT)		
(11,490)	Ovid therapeutics Inc	Barclays Bank	(575)	(734)	Palomar Holdings Inc	Bank of America	(3,248)	51,390	Park Hotels & Resorts Inc (REIT)	HSBC	2,570
(29,084)	Ovid therapeutics Inc	Goldman Sachs	(1,454)	(2,564)	Palomar Holdings Inc	Barclays Bank	3,884	(16,524)	Park National Corp	Morgan Stanley	37,675
1,408	Ovintiv Inc	Bank of America	(901)	(352)	Palomar Holdings Inc	Goldman Sachs	(1,558)	(12,192)	Parke Bancorp Inc	Bank of America	(3,780)
		Merrill Lynch		(1,024)	PAM Transportation Services Inc	Barclays Bank	(932)			Merrill Lynch	
14,400	Ovintiv Inc	Barclays Bank	(34,560)	(9,560)	PAM Transportation Services Inc	Morgan Stanley	(8,700)	(19,830)	Parke Bancorp Inc	Barclays Bank	1,785
31,888	Ovintiv Inc	Goldman Sachs	(20,409)					(10,374)	Parke Bancorp Inc	Goldman Sachs	(3,216)
3,661	Ovintiv Inc	HSBC	(7,944)	10,265	Pan American Silver Corp (Right)	Bank of America	(103)	(9,205)	Parke Bancorp Inc	HSBC	(334)
10,083	Ovintiv Inc	Morgan Stanley	(24,199)	46,959	Pan American Silver Corp (Right)	Merrill Lynch		(9,235)	Parke Bancorp Inc	Morgan Stanley	831
(5,758)	Owens & Minor Inc	Barclays Bank	8,004	21,553	Pan American Silver Corp (Right)	Goldman Sachs	(470)	1,107	Parker Drilling Co	HSBC	277
(10,687)	Owens & Minor Inc	Goldman Sachs	(5,557)	(21,999)	Pangaea Logistics Solutions Ltd	Morgan Stanley	(216)	6,048	Parker-Hannifin Corp	Bank of America	(121)
(5,684)	Owens & Minor Inc	HSBC	(9,776)					3,684	Parker-Hannifin Corp	Barclays Bank	(30,172)
(6,533)	Owens Corning	Barclays Bank	13,523	(2,281)	Pangaea Logistics Solutions Ltd	Barclays Bank	6,490	(2,565)	Parker-Hannifin Corp	Barclays Bank	21,007
6,207	Owens Corning	Goldman Sachs	2,048	3,575	Papa John's International Inc	Bank of America	(22,015)	199	Parker-Hannifin Corp	HSBC	(236)
(1,765)	Owens Corning	HSBC	(2,930)	3,966	Papa John's International Inc	Barclays Bank	(16,974)	(311)	Parker-Hannifin Corp	HSBC	2,765
(4,394)	Owens Corning	Morgan Stanley	9,096	7,487	Papa John's International Inc	Goldman Sachs	(47,543)	73	Parker-Hannifin Corp	Morgan Stanley	(598)
210	Oxford Industries Inc	Bank of America	(159)	5,078	Papa John's International Inc	HSBC	(39,151)	(1,965)	Park-Ohio Holdings Corp	Bank of America	1,631
		Merrill Lynch		5,839	Papa John's International Inc	Morgan Stanley	(24,991)			Merrill Lynch	
1,564	Oxford Industries Inc	Barclays Bank	(6,256)	(15,983)	Par Pacific Holdings Inc	Barclays Bank	8,791	(7,585)	Park-Ohio Holdings Corp	Barclays Bank	1,441
1,642	Oxford Industries Inc	Goldman Sachs	(13,957)	(3,745)	Par Pacific Holdings Inc	Goldman Sachs	3,445	(1,848)	Park-Ohio Holdings Corp	Goldman Sachs	1,534
177	Oxford Industries Inc	Morgan Stanley	(964)	(10,622)	PAR Technology Corp	Bank of America	(14,625)	(2,859)	Park-Ohio Holdings Corp	HSBC	915
(16,453)	PACCAR Inc	Barclays Bank	23,363					(1,050)	Park-Ohio Holdings Corp	Morgan Stanley	200
(10,258)	PACCAR Inc	HSBC	28,825	(1,988)	PAR Technology Corp	Barclays Bank	3,062	37,191	Parsons Corp	Barclays Bank	(7,066)
3,590	Pacific Biosciences of California Inc	Morgan Stanley	(3,087)	(6,744)	PAR Technology Corp	HSBC	(5,117)	2,601	Parsons Corp	Goldman Sachs	(1,144)
				(4,118)	PAR Technology Corp	Morgan Stanley	5,500	9,061	Parsons Corp	HSBC	1,269
(1,269)	Pacific Premier Bancorp Inc	Bank of America	791	11,848	Paragon 28 Inc	Barclays Bank	7,146	13,153	Passage Bio Inc	Barclays Bank	(658)
(17,161)	Pacific Premier Bancorp Inc	Merrill Lynch		14,897	Paragon 28 Inc	Morgan Stanley	5,139	26,679	Passage Bio Inc	Goldman Sachs	(1,334)
		Barclays Bank	13,097	18,432	Paramount Global 'A'	Bank of America	2,580	4,716	Passage Bio Inc	HSBC	(141)
						Merrill Lynch		7,899	Passage Bio Inc	Morgan Stanley	(395)
(27,461)	Pacific Premier Bancorp Inc	Goldman Sachs	(11,534)	(1,988)	PAR Technology Corp	Barclays Bank	3,062	(4,403)	Pathward Financial Inc	Morgan Stanley	(3,346)
				(6,744)	PAR Technology Corp	HSBC	(5,117)			Merrill Lynch	
(4,262)	Pacific Premier Bancorp Inc	HSBC	2,605	(4,118)	PAR Technology Corp	Morgan Stanley	5,500	(7,395)	Pathward Financial Inc	Goldman Sachs	(5,620)
				11,848	Paragon 28 Inc	Barclays Bank	7,146	(6,286)	Pathward Financial Inc	HSBC	(11,818)
(857)	Pacific Premier Bancorp Inc	Morgan Stanley	660	14,897	Paragon 28 Inc	Morgan Stanley	5,139	(292)	Pathward Financial Inc	Morgan Stanley	286
5,479	Pacira BioSciences Inc	Bank of America	(18,629)	18,432	Paramount Global 'A'	Bank of America	2,580	1,666	Patrick Industries Inc	Barclays Bank	(5,481)
		Merrill Lynch				Merrill Lynch		3,166	Patrick Industries Inc	Goldman Sachs	(981)
5,045	Pacira BioSciences Inc	Barclays Bank	(12,058)	23,929	Paramount Global 'A'	Barclays Bank	22,254	1,351	Patrick Industries Inc	HSBC	(378)
4,183	Pacira BioSciences Inc	HSBC	(10,583)	22,521	Paramount Global 'A'	Goldman Sachs	3,153	1,971	Patrick Industries Inc	Morgan Stanley	(6,485)
6,144	Pacira BioSciences Inc	Morgan Stanley	(14,684)					(630)	Patterson Cos Inc	Bank of America	165
(8,269)	Packaging Cop of America	Bank of America	49,283							Merrill Lynch	
		Merrill Lynch									
(1,678)	Packaging Cop of America	Barclays Bank	7,702								

ブラックロック・ストラテジック・ファンズ ブラックロック・アメリカズ・ダイバーシファイド・エクイティ・アブソルート・リターン・ファンド

保有高	銘柄	取引相手	未実現損益額/(損) (米ドル)	保有高	銘柄	取引相手	未実現損益額/(損) (米ドル)	保有高	銘柄	取引相手	未実現損益額/(損) (米ドル)
(8,740)	Patterson Cos Inc	Goldman Sachs	10,838	(39,394)	PCTEL Inc	Goldman Sachs	2,364	35	Penske Automotive Group Inc	Goldman Sachs	(10)
(1,916)	Patterson Cos Inc	HSBC	2,073	(12,130)	PCTEL Inc	Morgan Stanley	(1,092)	(364)	Penske Automotive Group Inc	Goldman Sachs	(120)
15,378	Patterson-UTI Energy Inc	Bank of America	(4,152)	4,222	PDC Energy Inc	Bank of America	24,108	4,612	Penske Automotive Group Inc	HSBC	784
66,703	Patterson-UTI Energy Inc	Merrill Lynch	(60,700)	10,306	PDC Energy Inc	Barclays Bank	(4,637)	(2,121)	Penske Automotive Group Inc	Morgan Stanley	5,183
58,068	Patterson-UTI Energy Inc	Goldman Sachs	(15,678)	5,035	PDC Energy Inc	Goldman Sachs	28,750	(19,830)	Pentair Plc	Barclays Bank	60,680
24,342	Patterson-UTI Energy Inc	HSBC	(15,335)	7,459	PDC Energy Inc	HSBC	36,101	(380)	Pentair Plc	Goldman Sachs	864
48,009	Patterson-UTI Energy Inc	Morgan Stanley	(43,688)	(1,287)	PDF Solutions Inc	Goldman Sachs	(8,610)	(7,776)	Pentair Plc	HSBC	18,973
(104,174)	PAVmed Inc	Barclays Bank	-	(337,585)	PDL BioPharma Inc*	Bank of America	833,832	(3,206)	Pentair Plc	Morgan Stanley	9,810
1,398	Paychex Inc	Bank of America	(3,173)	(46,279)	PDL BioPharma Inc*	Barclays Bank	114,309	587	Penumbra Inc	Barclays Bank	(5,078)
6,261	Paychex Inc	Barclays Bank	(25,608)	(74,293)	PDL BioPharma Inc*	Goldman Sachs	183,503	837	Penumbra Inc	HSBC	(578)
18,885	Paychex Inc	Goldman Sachs	(42,869)	(98,282)	PDL BioPharma Inc*	HSBC	242,756	1,281	Penumbra Inc	Morgan Stanley	(11,081)
2,255	Paychex Inc	HSBC	(1,812)	(141,740)	PDL BioPharma Inc*	Morgan Stanley	89,658	(6,269)	Peoples Bancorp Inc	Bank of America	(13,549)
1,685	Paychex Inc	Morgan Stanley	(6,892)	(19,125)	PDS Biotechnology Corp	Barclays Bank	(8,798)	(3,830)	Peoples Bancorp Inc	Merrill Lynch	38
4,820	Paycom Software Inc	Barclays Bank	(44,970)	(5,170)	Peapack-Gladstone Financial Corp	Bank of America	(8,634)	(1,603)	Peoples Bancorp Inc	Goldman Sachs	(4,056)
1,115	Paycom Software Inc	Goldman Sachs	9,087	(6,749)	Peapack-Gladstone Financial Corp	Merrill Lynch	9,179	(5,911)	Peoples Bancorp Inc	HSBC	(10,008)
1,315	Paycom Software Inc	HSBC	7,219	(12,091)	Peapack-Gladstone Financial Corp	Goldman Sachs	(20,192)	(7,921)	Peoples Bancorp Inc	Morgan Stanley	79
773	Paycom Software Inc	Morgan Stanley	(7,212)	(9,152)	Peapack-Gladstone Financial Corp	HSBC	(18,487)	(456)	Peoples Financial Services Corp	Bank of America	(1,473)
(7,664)	Paycor HCM Inc	Barclays Bank	4,368	(10,587)	Peapack-Gladstone Financial Corp	Morgan Stanley	14,398	(5,551)	Peoples Financial Services Corp	Merrill Lynch	38
(5,656)	Paycor HCM Inc	HSBC	5,826	(739)	Pebblebrook Hotel Trust (REIT)	Bank of America	285	(2,652)	Peoples Financial Services Corp	Goldman Sachs	(8,566)
(9,221)	Paycor HCM Inc	Morgan Stanley	5,256	(19,743)	Pebblebrook Hotel Trust (REIT)	Merrill Lynch	7,601	(1,812)	Peoples Financial Services Corp	Morgan Stanley	(1,812)
2,116	Paylocity Holding Corp	Barclays Bank	(3,808)	(39,727)	Pebblebrook Hotel Trust (REIT)	HSBC	38,337	4,596	PepsiCo Inc	Bank of America	(42,088)
556	Paylocity Holding Corp	Goldman Sachs	1,573	(12,086)	Pediatrix Medical Group Inc	Barclays Bank	5,922	37,078	PepsiCo Inc	Merrill Lynch	2,682
1,447	Paylocity Holding Corp	HSBC	(1,867)	(6,589)	Pegasystems Inc	Goldman Sachs	(30,639)	29,251	PepsiCo Inc	Barclays Bank	(20,295)
3,628	Paylocity Holding Corp	Morgan Stanley	(6,530)	(3,662)	Pegasystems Inc	HSBC	(14,502)	31,281	PepsiCo Inc	Goldman Sachs	(447,531)
(21,241)	Paymentus Holdings Inc 'A'	Barclays Bank	13,382	(2,579)	Pegasystems Inc	Morgan Stanley	(3,920)	(1,516)	Perdoceo Education Corp	HSBC	(324,144)
(6,421)	Payoneer Global Inc	HSBC	3,647	(8,141)	Peleton Interactive Inc 'A'	Bank of America	3,460	(22,889)	Perdoceo Education Corp	Merrill Lynch	10,071
(51,847)	Payoneer Global Inc	Morgan Stanley	23,072	(31,598)	Peleton Interactive Inc 'A'	Merrill Lynch	8,446	(10,317)	Perdoceo Education Corp	HSBC	2,682
13,075	PayPal Holdings Inc	Barclays Bank	(2,877)	17,438	Penn Entertainment Inc	Barclays Bank	(7,116)	(19,584)	Perella Weinberg Partners	Barclays Bank	(6,267)
14,051	PayPal Holdings Inc	Goldman Sachs	7,869	47,438	Penn Entertainment Inc	HSBC	(13,207)	9,954	Perficient Inc	Barclays Bank	(524)
4,762	PayPal Holdings Inc	HSBC	(60,525)	16,932	Penn Entertainment Inc	Morgan Stanley	(2,625)	3,222	Perficient Inc	HSBC	15,627
8,360	PayPal Holdings Inc	Morgan Stanley	(1,839)	17,498	Penn Entertainment Inc	Barclays Bank	4,002	(2,595)	Performance Food Group Co	Bank of America	10,925
1,468	Paysafe Ltd	Bank of America	(2,256)	(4,447)	Pennant Group Inc	Barclays Bank	4,002	8,287	Performance Food Group Co	Merrill Lynch	70,280
27,079	Paysafe Ltd	Barclays Bank	(57,137)	(100)	Pennant Group Inc	HSBC	7	8,287	Performance Food Group Co	Goldman Sachs	(34,888)
15,966	Paysafe Ltd	Goldman Sachs	(79,351)	(7,475)	Pennant Group Inc	Morgan Stanley	6,728	(2,253)	Performance Food Group Co	Goldman Sachs	9,485
14,778	Paysafe Ltd	HSBC	(72,560)	7,023	Penns Woods Bancorp Inc	Barclays Bank	3,652	(4,385)	Performance Food Group Co	HSBC	25,477
8,368	Paysafe Ltd	Morgan Stanley	(14,694)	1,404	Penns Woods Bancorp Inc	Morgan Stanley	730	(10,118)	Performance Food Group Co	HSBC	20,944
(41,190)	Paysign Inc	Bank of America	26,362	(15,267)	PennyMac Financial Services Inc	Barclays Bank	14,350	(32,574)	Perimeter Solutions SA	Barclays Bank	18,241
(17,193)	Paysign Inc	Merrill Lynch	11,863	(23,463)	PennyMac Financial Services Inc	Goldman Sachs	(4,693)	(37,598)	Perimeter Solutions SA	HSBC	64,497
(4,817)	Paysign Inc	Barclays Bank	3,083	(414)	PennyMac Financial Services Inc	Morgan Stanley	389	(51,236)	Perimeter Solutions SA	Morgan Stanley	28,692
(11,281)	Paysign Inc	Goldman Sachs	8,912	(36,278)	PennyMac Mortgage Investment Trust (REIT)	Barclays Bank	2,902	(82,424)	Pernian Resources Corp	Barclays Bank	69,236
(15,724)	Paysign Inc	HSBC	8,122	(22,005)	PennyMac Mortgage Investment Trust (REIT)	Goldman Sachs	(1,100)	(35,581)	Pernian Resources Corp	Goldman Sachs	6,049
(7,419)	PBF Energy Inc 'A'	Merrill Lynch	(6,406)	16,029	Penske Automotive Group Inc	Barclays Bank	(19,555)	(83,860)	Pernian Resources Corp	HSBC	92,811
(987)	PBF Energy Inc 'A'	Barclays Bank	2,115	(840)	Penske Automotive Group Inc	Barclays Bank	1,161	(8,272)	Pernian Resources Corp	Morgan Stanley	6,948
3,485	PBF Energy Inc 'A'	Goldman Sachs	(5,018)		Perrigo Co Plc	Morgan Stanley	10,507	(5,201)	Perrigo Co Plc	Morgan Stanley	10,507
3,233	PBF Energy Inc 'A'	HSBC	14,258		Personalis Inc	Barclays Bank	(11,569)	41,317	Personalis Inc	Barclays Bank	(11,569)
(3,689)	PBF Energy Inc 'A'	Morgan Stanley	5,312		Personalis Inc	Goldman Sachs	(23,485)	61,803	Personalis Inc	Goldman Sachs	(23,485)
10,434	PC Connection Inc	Barclays Bank	4,904		Personalis Inc	HSBC	(19,126)	42,502	Personalis Inc	HSBC	(19,126)
1,203	PC Connection Inc	Goldman Sachs	4,223								
4,773	PC Connection Inc	HSBC	29,948								
16,582	PC Connection Inc	Morgan Stanley	7,794								
(5,870)	PCB Bancorp	Bank of America	(2,994)								
(27,805)	PCB Bancorp	Merrill Lynch	556								
(23,327)	PCB Bancorp	Barclays Bank	(11,897)								
(9,614)	PCB Bancorp	Goldman Sachs	(4,519)								
(5,270)	PCB Bancorp	HSBC	105								
(12,121)	PCTEL Inc	Morgan Stanley	727								
(16,023)	PCTEL Inc	Bank of America	(1,442)								

ブラックロック・ストラテジック・ファンズ ブラックロック・アメリカズ・ダイバーシファイド・エクイティ・アブソルート・リターン・ファンド

保有高	銘柄	取引相手	未実現評価増/減 (米ドル)	保有高	銘柄	取引相手	未実現評価増/減 (米ドル)	保有高	銘柄	取引相手	未実現評価増/減 (米ドル)
63,676	Petco Health & Wellness Co Inc	Barclays Bank	(134,356)	15,835	Phillips Edison & Co Inc (REIT)	Barclays Bank	(15,835)	3,771	Pinterest Inc 'A'	Bank of America Merrill Lynch	7,033
44,614	Petco Health & Wellness Co Inc	Morgan Stanley	(94,136)	(8,453)	Phillips Edison & Co Inc (REIT)	Goldman Sachs	9,129	3,546	Pinterest Inc 'A'	Barclays Bank	2,323
9,305	PetIQ Inc	Barclays Bank	(8,933)	40,692	Phillips Edison & Co Inc (REIT)	HSBC	(63,348)	12,920	Pinterest Inc 'A'	Goldman Sachs	24,096
5,938	PetIQ Inc	Goldman Sachs	(891)	(14,085)	Phillips Edison & Co Inc (REIT)	HSBC	45,213	19,202	Pinterest Inc 'A'	HSBC	44,645
16,070	PetIQ Inc	Morgan Stanley	(15,427)	10,665	Phillips Edison & Co Inc (REIT)	Morgan Stanley	(7,889)	8,407	Pinterest Inc 'A'	Morgan Stanley	5,507
(5,068)	PetMed Express Inc	Bank of America Merrill Lynch	970	19,498	Photonics Inc	Bank of America Merrill Lynch	89,886	(3,103)	Pioneer Bancorp Inc	Goldman Sachs	(698)
(56,999)	PetMed Express Inc	Barclays Bank	29,639	8,339	Photonics Inc	Barclays Bank	31,355	(86,620)	Pioneer Bancorp Inc	Morgan Stanley	9,961
(16,940)	Pfizer Inc	Barclays Bank	26,426	22,571	Photonics Inc	HSBC	136,329	486	Pioneer Natural Resources Co	Bank of America Merrill Lynch	(3,985)
(1,048)	Pfizer Inc	Goldman Sachs	(31)	2,195	Phreesia Inc	HSBC	176	2,383	Pioneer Natural Resources Co	Barclays Bank	(22,853)
(1,524)	Pfizer Inc	Morgan Stanley	2,377	(31,171)	PHX Minerals Inc	Bank of America Merrill Lynch	1,870	3,696	Pioneer Natural Resources Co	Goldman Sachs	(19,700)
(3,107)	PFSweb Inc	Bank of America Merrill Lynch	(808)	(17,887)	PHX Minerals Inc	Barclays Bank	3,041	251	Pioneer Natural Resources Co	Morgan Stanley	(2,407)
(7,885)	PFSweb Inc	Goldman Sachs	(2,050)	(11,531)	PHX Minerals Inc	Goldman Sachs	692	(144)	Piper Sandler Cos	Bank of America Merrill Lynch	(481)
(22,863)	PG&E Corp	Bank of America Merrill Lynch	6,859	(2,276)	PHX Minerals Inc	HSBC	(455)	(4,802)	Piper Sandler Cos	Barclays Bank	3,361
(11,113)	PG&E Corp	Barclays Bank	(2,890)	(20,472)	Physicians Realty Trust (REIT)	Barclays Bank	4,913	(2,454)	Piper Sandler Cos	Goldman Sachs	(8,196)
(172,786)	PG&E Corp	Goldman Sachs	51,836	28,498	Physicians Realty Trust (REIT)	Barclays Bank	(6,840)	(106,113)	Piper Sandler Cos	HSBC	(3,193)
(2,400)	PG&E Corp	HSBC	1,536	(71,251)	Physicians Realty Trust (REIT)	Goldman Sachs	54,151	(137,693)	Pitney Bowes Inc	Barclays Bank	(11,727)
(75,431)	PG&E Corp	Morgan Stanley	(19,607)	(16,113)	Physicians Realty Trust (REIT)	HSBC	14,018	(48,121)	Pitney Bowes Inc	Goldman Sachs	(12,511)
6,237	PGT Innovations Inc	Bank of America Merrill Lynch	(3,748)	(3,771)	Piedmont Lithium Inc	Bank of America Merrill Lynch	6,863	(10,611)	Pitney Bowes Inc	HSBC	(32,895)
3,041	PGT Innovations Inc	Barclays Bank	(428)	(5,927)	Piedmont Lithium Inc	Barclays Bank	17,840	(8,555)	Pitney Bowes Inc	Morgan Stanley	(76)
2,377	PGT Innovations Inc	Goldman Sachs	(1,165)	(1,635)	Piedmont Lithium Inc	HSBC	1,586	(40,175)	Pixelworks Inc	Barclays Bank	804
2,406	PGT Innovations Inc	HSBC	(651)	28,567	Piedmont Office Realty Trust Inc 'A' (REIT)	Bank of America Merrill Lynch	(4,856)	(15,935)	Pixelworks Inc	Goldman Sachs	(3,665)
(8,533)	Phathom Pharmaceuticals Inc	Barclays Bank	15,103	(5,927)	Piedmont Office Realty Trust Inc 'A' (REIT)	Morgan Stanley	(35,876)	(9,939)	Pixelworks Inc	Morgan Stanley	199
(9,692)	Phathom Pharmaceuticals Inc	Morgan Stanley	17,155	(1,635)	Piedmont Office Realty Trust Inc 'A' (REIT)	Barclays Bank	17,840	2,718	PJT Partners Inc 'A'	Bank of America Merrill Lynch	9,866
7,716	PhenomeX Inc	Bank of America Merrill Lynch	(1,080)	28,567	Piedmont Office Realty Trust Inc 'A' (REIT)	Bank of America Merrill Lynch	(4,856)	4,279	PJT Partners Inc 'A'	Barclays Bank	4,835
8,795	PhenomeX Inc	Barclays Bank	(1,318)	131,239	Piedmont Office Realty Trust Inc 'A' (REIT)	Barclays Bank	(60,370)	3,791	PJT Partners Inc 'A'	Goldman Sachs	13,761
5,157	PhenomeX Inc	Goldman Sachs	(722)	16,172	Pierson Pharmaceuticals Inc	HSBC	(953)	2,309	PJT Partners Inc 'A'	HSBC	12,579
34,322	PhenomeX Inc	HSBC	(7,156)	(3,666)	Pilgrim's Pride Corp	Bank of America Merrill Lynch	2,126	6,975	PJT Partners Inc 'A'	Morgan Stanley	7,882
12,659	PhenomeX Inc	Morgan Stanley	(1,898)	(8,693)	Pilgrim's Pride Corp	Barclays Bank	(3,256)	294	Planet Fitness Inc 'A'	Bank of America Merrill Lynch	(1,394)
(2,315)	Phibro Animal Health Corp 'A'	Bank of America Merrill Lynch	2,709	(4,087)	Pilgrim's Pride Corp	Goldman Sachs	2,370	10,543	Planet Fitness Inc 'A'	Barclays Bank	(39,431)
(11,138)	Phibro Animal Health Corp 'A'	Morgan Stanley	(1,898)	(5,022)	Pilgrim's Pride Corp	HSBC	7,368	4,353	Planet Fitness Inc 'A'	Goldman Sachs	(20,633)
(13,305)	Phibro Animal Health Corp 'A'	Barclays Bank	9,913	(2,444)	Pinnacle Financial Partners Inc	Morgan Stanley	5,876	2,936	Planet Fitness Inc 'A'	Morgan Stanley	(10,980)
(4,002)	Phibro Animal Health Corp 'A'	HSBC	4,482	34,745	Pinnacle Financial Partners Inc	Barclays Bank	(46,211)	(59,641)	Planet Labs PBC	Bank of America Merrill Lynch	(17,296)
(6,180)	Philip Morris International Inc	Bank of America Merrill Lynch	29,726	39,296	Pinnacle Financial Partners Inc	Goldman Sachs	15,439	(24,377)	Planet Labs PBC	Goldman Sachs	(7,069)
(7,182)	Philip Morris International Inc	Barclays Bank	20,684	8,986	Pinnacle Financial Partners Inc	HSBC	7,195	(32,513)	Planet Labs PBC	HSBC	(16,257)
(25,800)	Philip Morris International Inc	HSBC	138,546	(2,805)	Pinnacle West Capital Corp	Barclays Bank	(297)	(132,710)	Planet Labs PBC	Morgan Stanley	(13,271)
(8,569)	Philip Morris International Inc	Morgan Stanley	24,679	(6,036)	Pinnacle West Capital Corp	Goldman Sachs	20,341	3,152	PlayAGS Inc	Bank of America Merrill Lynch	(1,860)
4,900	Phillips 66	Bank of America Merrill Lynch	(11,466)	(5,945)	Pinnacle West Capital Corp	HSBC	1,007	23,452	PlayAGS Inc	Barclays Bank	(16,416)
4,766	Phillips 66	Barclays Bank	(17,539)	5,612	Pinnacle West Capital Corp	Morgan Stanley	(5,107)	18,415	PlayAGS Inc	Goldman Sachs	(10,865)
6,832	Phillips 66	Goldman Sachs	(15,987)	(1,770)	Pinnacle West Capital Corp	Morgan Stanley	1,611	22,566	PlayAGS Inc	HSBC	4,662
5,208	Phillips 66	HSBC	(8,827)	(1,770)	Pinnacle West Capital Corp	Morgan Stanley	1,611	6,710	PlayAGS Inc	Morgan Stanley	(4,697)
(1,494)	Phillips 66	HSBC	4,869	(1,770)	Pinnacle West Capital Corp	Morgan Stanley	1,611	(8,821)	Playstudios Inc	HSBC	706
1,268	Phillips 66	Morgan Stanley	(4,666)	(1,770)	Pinnacle West Capital Corp	Morgan Stanley	1,611	(13,978)	Playstudios Inc	Morgan Stanley	3,495
(526)	Phillips 66	Morgan Stanley	2,461	(1,770)	Pinnacle West Capital Corp	Morgan Stanley	1,611	24,458	Playtika Holding Corp	Bank of America Merrill Lynch	(14,919)
3,206	Phillips Edison & Co Inc (REIT)	Bank of America Merrill Lynch	(1,337)	(1,770)	Pinnacle West Capital Corp	Morgan Stanley	1,611	27,556	Playtika Holding Corp	Barclays Bank	(9,645)
(14,409)	Phillips Edison & Co Inc (REIT)	Barclays Bank	14,409	(1,770)	Pinnacle West Capital Corp	Morgan Stanley	1,611	20,411	Playtika Holding Corp	Goldman Sachs	(12,451)
								7,975	Playtika Holding Corp	HSBC	(2,631)
								19,264	Playtika Holding Corp	Morgan Stanley	(6,742)
								(86,551)	PLBY Group Inc	Bank of America Merrill Lynch	16,012
								(1,892)	Plexus Corp	Barclays Bank	(6,944)
								(2,532)	Plexus Corp	Morgan Stanley	(9,292)

ブラックロック・ストラテジック・ファンズ ブラックロック・アメリカズ・ダイバーシファイド・エクイティ・アブソルート・リターン・ファンド

保有高	銘柄	取引相手	未実現評価増益/(損) (米ドル)	保有高	銘柄	取引相手	未実現評価増益/(損) (米ドル)	保有高	銘柄	取引相手	未実現評価増益/(損) (米ドル)
(6,430)	Plug Power Inc	Bank of America Merrill Lynch	1,562	2,671	Portage Biotech Inc	Morgan Stanley	1,816	43,760	Precigen Inc	Bank of America Merrill Lynch	(875)
(4,479)	Plug Power Inc	Barclays Bank	1,120	8,286	Portillo's Inc 'A'	HSBC	(2,817)				
(12,959)	Plug Power Inc	Goldman Sachs	(9,460)	20,604	Portland General Electric Co	Bank of America Merrill Lynch	(43,267)	21,900	Precigen Inc	Barclays Bank	(2,628)
(34,536)	Plug Power Inc	Morgan Stanley	2,773	68,283	Portland General Electric Co	Barclays Bank	(68,610)	47,870	Precigen Inc	Morgan Stanley	(5,744)
(3,735)	Plumas Bancorp	Bank of America Merrill Lynch	(3,137)	45,094	Portland General Electric Co	Goldman Sachs	(97,534)	11,157	Precision BioSciences Inc	Bank of America Merrill Lynch	1,032
(530)	Plumas Bancorp	Barclays Bank	(27)	34,115	Portland General Electric Co	HSBC	(85,827)	47,200	Precision BioSciences Inc	Barclays Bank	3,134
(1,764)	Plumas Bancorp	Morgan Stanley	(88)	73,062	Portland General Electric Co	Morgan Stanley	(72,351)	37,068	Precision BioSciences Inc	Goldman Sachs	3,429
(9,730)	Plymouth Industrial Inc (REIT)	Bank of America Merrill Lynch	(9,730)	17,404	Posida Therapeutics Inc	Barclays Bank	(7,484)	7,848	Precision BioSciences Inc	HSBC	—
(4,939)	Plymouth Industrial Inc (REIT)	Barclays Bank	(642)	29,009	Posida Therapeutics Inc	Goldman Sachs	(16,245)	9,354	Precision BioSciences Inc	Morgan Stanley	621
(5,850)	Plymouth Industrial Inc (REIT)	Goldman Sachs	(5,850)	5,288	Posida Therapeutics Inc	HSBC	(5,235)	965	Preformed Line Products Co	Morgan Stanley	(6,427)
(4,793)	Plymouth Industrial Inc (REIT)	HSBC	(3,499)	7,392	Posida Therapeutics Inc	Morgan Stanley	(3,179)	4,572	Prelude Therapeutics Inc	Bank of America Merrill Lynch	(4,709)
(4,646)	Plymouth Industrial Inc (REIT)	Morgan Stanley	(604)	930	Post Holdings Inc	Bank of America Merrill Lynch	(1,147)	4,060	Prelude Therapeutics Inc	Barclays Bank	568
54,350	PMV Pharmaceuticals Inc	Bank of America Merrill Lynch	(22,284)	(23,355)	Post Holdings Inc	Barclays Bank	36,667	5,062	Prelude Therapeutics Inc	Goldman Sachs	(5,214)
21,448	PMV Pharmaceuticals Inc	Barclays Bank	(7,721)	268	Post Holdings Inc	Barclays Bank	203	9,408	Prelude Therapeutics Inc	HSBC	(7,150)
33,472	PMV Pharmaceuticals Inc	Goldman Sachs	(13,724)	1,191	Post Holdings Inc	Goldman Sachs	(1,871)	21,425	Premier Financial Corp	Bank of America Merrill Lynch	4,285
39,768	PMV Pharmaceuticals Inc	HSBC	15,112	(2,244)	Post Holdings Inc	HSBC	11,601	18,050	Premier Financial Corp	Barclays Bank	(10,504)
17,192	PMV Pharmaceuticals Inc	Morgan Stanley	(6,189)	(7,990)	Potbelly Corp	Bank of America Merrill Lynch	6,392	27,531	Premier Financial Corp	Goldman Sachs	5,506
(15,232)	PNM Resources Inc	Barclays Bank	2,285	(32,455)	PotlatchDeltic Corp (REIT)	Barclays Bank	1,623	9,169	Premier Financial Corp	HSBC	(1,284)
8,334	PNM Resources Inc	HSBC	(24,085)	(22,576)	PotlatchDeltic Corp (REIT)	Goldman Sachs	16,029	(42,051)	Premier Inc 'A'	Barclays Bank	67,702
(18,418)	PNM Resources Inc	Morgan Stanley	2,763	(5,638)	PotlatchDeltic Corp (REIT)	HSBC	(1,015)	(10,369)	Premier Inc 'A'	HSBC	15,035
(17,411)	Point Biopharma Global Inc	Bank of America Merrill Lynch	23,679	2,908	Powell Industries Inc	Barclays Bank	1,977	(7,666)	Premier Inc 'A'	Morgan Stanley	12,342
(2,409)	Point Biopharma Global Inc	Barclays Bank	2,554	2,514	Powell Industries Inc	Goldman Sachs	3,268	18,334	Prestige Consumer Healthcare Inc	Goldman Sachs	(13,751)
(6,434)	Point Biopharma Global Inc	Morgan Stanley	6,820	1,613	Powell Industries Inc	HSBC	11,549	12,683	Prestige Consumer Healthcare Inc	HSBC	(20,420)
(3,664)	Polaris Inc	Bank of America Merrill Lynch	(11,323)	444	Powell Industries Inc	Morgan Stanley	302	3,479	PriceSmart Inc	Bank of America Merrill Lynch	7,689
(5,272)	Polaris Inc	Barclays Bank	(5,580)	2,993	Power Integrations Inc	Bank of America Merrill Lynch	23,106	7,014	PriceSmart Inc	HSBC	13,046
(1,343)	Polaris Inc	Goldman Sachs	(3,693)	13,212	Power Integrations Inc	Barclays Bank	11,891	4,080	PriceSmart Inc	Morgan Stanley	(2,530)
(5,060)	Polaris Inc	Morgan Stanley	(6,297)	(823)	Power Integrations Inc	Barclays Bank	(741)	(23,365)	Primerica Inc	Barclays Bank	56,543
52,689	PolyMet Mining Corp	Bank of America Merrill Lynch	(8,430)	9,337	Power Integrations Inc	Goldman Sachs	72,082	(1,137)	Primerica Inc	Goldman Sachs	(2,939)
68,105	PolyMet Mining Corp	Barclays Bank	(10,897)	11,317	Power Integrations Inc	HSBC	94,837	(43,065)	Primis Financial Corp	Barclays Bank	1,723
66,374	PolyMet Mining Corp	Goldman Sachs	(10,620)	8,375	Power Integrations Inc	Morgan Stanley	7,538	(38,842)	Primis Financial Corp	Goldman Sachs	(11,264)
43,141	PolyMet Mining Corp	HSBC	(9,922)	(1,580)	Power Integrations Inc	Morgan Stanley	(1,422)	89,455	Primo Water Corp	Barclays Bank	(78,720)
17,550	PolyMet Mining Corp	Morgan Stanley	(2,808)	(10,778)	Powerfleet Inc	Bank of America Merrill Lynch	(2,156)	21,139	Primo Water Corp	Goldman Sachs	(27,903)
(19,865)	Ponce Financial Group Inc	Bank of America Merrill Lynch	(18,176)	(37,316)	Powerfleet Inc	Barclays Bank	(373)	24,627	Primo Water Corp	HSBC	(32,015)
(5,796)	Ponce Financial Group Inc	Barclays Bank	782	(17,161)	Powerfleet Inc	Goldman Sachs	(3,432)	7,441	Primo Water Corp	Morgan Stanley	(6,548)
(14,357)	Ponce Financial Group Inc	HSBC	(8,255)	(11,752)	Powerfleet Inc	HSBC	(3,643)	10,150	Primoris Services Corp	Bank of America Merrill Lynch	19,488
(15,094)	Ponce Financial Group Inc	Morgan Stanley	2,038	(9,519)	Powerfleet Inc	Morgan Stanley	(95)	9,665	Primoris Services Corp	Barclays Bank	(4,253)
(2,801)	Pool Corp	Bank of America Merrill Lynch	56,440	1,730	PowerSchool Holdings Inc 'A'	Barclays Bank	(519)	13,969	Primoris Services Corp	Goldman Sachs	26,820
(2,084)	Pool Corp	Barclays Bank	43,118	8,034	PowerSchool Holdings Inc 'A'	Morgan Stanley	(2,410)	2,318	Primoris Services Corp	Morgan Stanley	(1,020)
(1,228)	Pool Corp	HSBC	38,277	1,895	PPG Industries Inc	Barclays Bank	(3,421)	(3,469)	Princeton Bancorp Inc	Bank of America Merrill Lynch	(2,706)
(1,311)	Pool Corp	Morgan Stanley	27,125	3,502	PPG Industries Inc	HSBC	(7,961)	(1,049)	Princeton Bancorp Inc	HSBC	556
(14,390)	Popular Inc	Bank of America Merrill Lynch	(32,521)	41,137	PPL Corp	Bank of America Merrill Lynch	(85,497)	(416)	Principal Financial Group Inc	Morgan Stanley	(200)
(12,803)	Popular Inc	Barclays Bank	11,010	317,096	PPL Corp	Barclays Bank	(316,455)	2,764	Principal Financial Group Inc	Bank of America Merrill Lynch	(6,233)
(20,306)	Popular Inc	HSBC	(30,662)	128,127	PPL Corp	Goldman Sachs	(276,754)	8,466	Principal Financial Group Inc	Barclays Bank	114,858
(26,282)	Popular Inc	Morgan Stanley	22,603	87,587	PPL Corp	HSBC	(228,602)	3,488	Principal Financial Group Inc	Goldman Sachs	(15,430)
137	Portage Biotech Inc	Bank of America Merrill Lynch	45	50,627	PPL Corp	Morgan Stanley	(49,964)	5,978	Principal Financial Group Inc	HSBC	(27,085)
5,655	Portage Biotech Inc	Barclays Bank	3,845	(7,142)	PRA Group Inc	Barclays Bank	2,428	879	Principal Financial Group Inc	Morgan Stanley	(3,613)
1,216	Portage Biotech Inc	Goldman Sachs	401	(8,582)	PRA Group Inc	Goldman Sachs	3,604	(4,456)	Priority Technology Holdings Inc	Barclays Bank	(156)
956	Portage Biotech Inc	HSBC	315	(7,323)	PRA Group Inc	HSBC	115,923				
				(15,209)	PRA Group Inc	Morgan Stanley	5,171				
				(5,649)	Praxis Precision Medicines Inc	Barclays Bank	904				
				(32,596)	Praxis Precision Medicines Inc	HSBC	5,541				

ブラックロック・ストラテジック・ファンズ ブラックロック・アメリカズ・ダイバーシファイド・エクイティ・アブソリュート・リターン・ファンド

保有高	銘柄	取引相手	未実現評価増益/(損) (米ドル)	保有高	銘柄	取引相手	未実現評価増益/(損) (米ドル)	保有高	銘柄	取引相手	未実現評価増益/(損) (米ドル)
(5,580)	Privia Health Group Inc	Barclays Bank	6,710	(5,264)	Protagonist Therapeutics Inc	HSBC	(1,895)	(7,472)	PulteGroup Inc	Barclays Bank	7,995
13,789	Privia Health Group Inc	Barclays Bank	(22,200)					10,410	PulteGroup Inc	Morgan Stanley	(11,139)
(1,961)	Privia Health Group Inc	HSBC	3,155	1,723	Protara Therapeutics Inc	HSBC	(379)	7,298	Puma Biotechnology Inc	Barclays Bank	1,788
1,314	Privia Health Group Inc	HSBC	(6,990)	(15,993)	Protarra Inc	Bank of America	4,638	57,504	Puma Biotechnology Inc	Goldman Sachs	20,414
3,835	Privia Health Group Inc	Morgan Stanley	(6,174)			Merrill Lynch		(5,464)	Pure Cycle Corp	Barclays Bank	710
(15,293)	ProAssurance Corp	Bank of America	33,339	(63,417)	Protarra Inc	Barclays Bank	10,147	(50,404)	Pure Cycle Corp	Goldman Sachs	10,081
		Merrill Lynch		(43,383)	Protarra Inc	HSBC	17,353	(25,017)	Pure Cycle Corp	HSBC	(12,759)
(8,032)	ProAssurance Corp	Barclays Bank	1,365	(55,057)	Protarra Inc	Morgan Stanley	8,809	2,935	Pure Storage Inc 'A'	Bank of America	16,436
(32,023)	ProAssurance Corp	Goldman Sachs	69,810	(5,686)	Prothena Corp Plc	Barclays Bank	49,013			Merrill Lynch	
(5,669)	ProAssurance Corp	HSBC	35,034	(10,626)	Proto Labs Inc	Barclays Bank	18,170	7,245	Pure Storage Inc 'A'	Barclays Bank	31,733
(11,358)	ProAssurance Corp	Morgan Stanley	1,931	(5,262)	Proto Labs Inc	Goldman Sachs	2,263	15,379	Pure Storage Inc 'A'	Goldman Sachs	86,122
(1,345)	PROCEPT BioRobotics Corp	Bank of America	1,305	(2,100)	Proto Labs Inc	HSBC	(567)	2,662	Pure Storage Inc 'A'	HSBC	17,223
		Merrill Lynch		(16,855)	Provident Bancorp Inc	Bank of America	674	(2,959)	PureCycle Technologies Inc	Bank of America	(829)
(7,828)	PROCEPT BioRobotics Corp	Morgan Stanley	14,482			Merrill Lynch				Merrill Lynch	
(685)	Procore Technologies Inc	Bank of America	(2,425)	(22,531)	Provident Bancorp Inc	Goldman Sachs	901	(12,844)	PureCycle Technologies Inc	Barclays Bank	1,028
		Merrill Lynch		(5,242)	Provident Bancorp Inc	HSBC	(5,557)	(4,095)	PureCycle Technologies Inc	Goldman Sachs	(1,147)
(7,104)	Procore Technologies Inc	Barclays Bank	(8,099)	(5,966)	Provident Financial Holdings Inc	Bank of America	2,923	(11,001)	PureCycle Technologies Inc	HSBC	3,630
(4,150)	Procore Technologies Inc	Goldman Sachs	(14,691)			Merrill Lynch		(2,456)	PureCycle Technologies Inc	Morgan Stanley	196
(5,109)	Procore Technologies Inc	HSBC	(19,616)	(17,179)	Provident Financial Holdings Inc	Barclays Bank	(3,779)	(48,174)	Purple Innovation Inc	Barclays Bank	2,409
(3,452)	Procore Technologies Inc	Morgan Stanley	(3,935)	(11,153)	Provident Financial Holdings Inc	Goldman Sachs	5,465	(26,402)	Purple Innovation Inc	HSBC	(14,785)
30,875	Procter & Gamble Co	Barclays Bank	(219,521)					(32,042)	Purple Innovation Inc	Morgan Stanley	1,602
757	Procter & Gamble Co	Goldman Sachs	(10,568)	(24,034)	Provident Financial Services Inc	Bank of America	(21,871)	1,550	PVH Corp	Bank of America	(295)
3,837	Procter & Gamble Co	HSBC	(50,840)			Merrill Lynch		(891)	PVH Corp	Bank of America	2,779
3,672	Procter & Gamble Co	Morgan Stanley	(26,108)	(25,742)	Provident Financial Services Inc	Barclays Bank	5,406			Merrill Lynch	
(15,366)	ProFrac Holding Corp 'A'	Bank of America	(12,985)	(20,181)	Provident Financial Services Inc	HSBC	(14,957)	(624)	PVH Corp	Barclays Bank	12
		Merrill Lynch						(1,796)	PVH Corp	Morgan Stanley	5,584
(22,915)	ProFrac Holding Corp 'A'	HSBC	(32,539)	(46,175)	Provident Financial Services Inc	Morgan Stanley	9,697	7,746	Q2 Holdings Inc	Bank of America	22,308
(26,393)	ProFrac Holding Corp 'A'	Morgan Stanley	10,821							Merrill Lynch	
2,959	PROG Holdings Inc	Barclays Bank	2,101	(2,386)	PTC Inc	Bank of America	(5,571)	14,003	Q2 Holdings Inc	Barclays Bank	8,076
4,474	PROG Holdings Inc	HSBC	10,843	(8,044)	PTC Inc	Barclays Bank	13,072	37,022	Q2 Holdings Inc	Goldman Sachs	105,506
3,794	PROG Holdings Inc	Morgan Stanley	2,694	(2,405)	PTC Inc	Goldman Sachs	(5,616)	4,424	Q2 Holdings Inc	HSBC	26,854
(26,262)	Progress Software Corp	HSBC	(154,421)	(8,707)	PTC Inc	HSBC	(30,368)	6,043	Q2 Holdings Inc	Morgan Stanley	3,284
(7,342)	Progress Software Corp	Morgan Stanley	(10,059)	(3,697)	PTC Inc	Morgan Stanley	6,008	(2,244)	QCR Holdings Inc	Barclays Bank	1,032
1,133	Progressive Corp	Bank of America	(4,725)			Merrill Lynch		(19,992)	QCR Holdings Inc	HSBC	(32,987)
		Merrill Lynch		(1,207)	PTC Therapeutics Inc	Bank of America	(17,151)	(573)	QCR Holdings Inc	Morgan Stanley	264
2,338	Progressive Corp	Barclays Bank	(18,236)			Merrill Lynch		9,640	QIAGEN NV	Bank of America	(3,181)
1,779	Progressive Corp	Goldman Sachs	(7,418)	1,180	PTC Therapeutics Inc	Barclays Bank	(21,252)	8,270	QIAGEN NV	Barclays Bank	744
1,076	Progressive Corp	HSBC	(6,736)	1,681	PTC Therapeutics Inc	Goldman Sachs	(23,887)	(1,809)	QIAGEN NV	Barclays Bank	(163)
1,304	Progressive Corp	Morgan Stanley	(10,171)	3,791	PTC Therapeutics Inc	HSBC	(54,818)	28,390	QIAGEN NV	Goldman Sachs	(9,369)
(562)	Progyny Inc	Bank of America	(1,068)	4,815	PTC Therapeutics Inc	Morgan Stanley	(86,718)	(1,161)	QIAGEN NV	Goldman Sachs	138
		Merrill Lynch		(1,511)	Public Service Enterprise Group Inc	Bank of America	2,938	7,114	QIAGEN NV	HSBC	(7,399)
4,244	Progyny Inc	Barclays Bank	(3,480)			Merrill Lynch		(4,059)	Qorvo Inc	Barclays Bank	(8,544)
(11,176)	Progyny Inc	HSBC	(20,538)	(40,637)	Public Service Enterprise Group Inc	Barclays Bank	116,628	(4,982)	Qorvo Inc	Goldman Sachs	(25,931)
8,389	Progyny Inc	HSBC	25,187					(4,005)	Qorvo Inc	HSBC	(16,240)
(4,931)	Progyny Inc	Morgan Stanley	4,044	(14,590)	Public Service Enterprise Group Inc	Goldman Sachs	46,542	(21,708)	Quad/Graphics Inc	Bank of America	2,605
15,757	Prologis Inc (REIT)	Barclays Bank	3,152							Merrill Lynch	
1,521	Prologis Inc (REIT)	Morgan Stanley	304	(44,597)	Public Service Enterprise Group Inc	HSBC	184,186	(9,969)	Quad/Graphics Inc	Barclays Bank	4,785
46,491	ProPetro Holding Corp	Bank of America	5,579			Enterprise Group Inc		(14,003)	Quad/Graphics Inc	Goldman Sachs	1,680
		Merrill Lynch		1,915	Public Storage (REIT)	Barclays Bank	2,049	(40,861)	Quad/Graphics Inc	HSBC	(21,248)
81,872	ProPetro Holding Corp	Barclays Bank	(61,404)	182	Public Storage (REIT)	Goldman Sachs	(1,531)	(9,963)	Quad/Graphics Inc	Morgan Stanley	4,782
16,098	ProPetro Holding Corp	Goldman Sachs	1,932	1,071	Public Storage (REIT)	HSBC	(11,616)	709	Quaker Chemical Corp	Barclays Bank	(9,657)
47,973	ProPetro Holding Corp	HSBC	7,676	3,423	Public Storage (REIT)	Morgan Stanley	3,663	683	Quaker Chemical Corp	Goldman Sachs	(4,568)
(9,876)	ProPhase Labs Inc	Bank of America	(15,209)	12,772	PubMatic Inc 'A'	Goldman Sachs	24,522	5,115	Quaker Chemical Corp	Morgan Stanley	(59,237)
		Merrill Lynch		7,712	PubMatic Inc 'A'	HSBC	6,773	5,190	QUALCOMM Inc	Bank of America	42,275
3,345	PROS Holdings Inc	Barclays Bank	3,780	(4,764)	Pulmonox Corp	Bank of America	7,289			Merrill Lynch	
3,576	PROS Holdings Inc	Goldman Sachs	13,732			Merrill Lynch		5,961	QUALCOMM Inc	Barclays Bank	53,338
5,258	PROS Holdings Inc	HSBC	17,351	(11,982)	Pulmonox Corp	Barclays Bank	12,102	1,159	QUALCOMM Inc	Goldman Sachs	8,368
6,369	PROS Holdings Inc	Morgan Stanley	7,197	(815)	Pulmonox Corp	Goldman Sachs	1,247	1,464	QUALCOMM Inc	Morgan Stanley	13,287
6,878	PROS Holdings Inc	Bank of America	(17,952)	(1,644)	Pulmonox Corp	HSBC	1,365	431	Qualys Inc	Bank of America	3,892
		Merrill Lynch								Merrill Lynch	
(21,111)	Prosperity Bancshares Inc	Barclays Bank	63,966	(9,785)	Pulse Biosciences Inc	Goldman Sachs	19,570			Barclays Bank	
2,547	Prosperity Bancshares Inc	HSBC	(3,721)	(296)	Pulse Biosciences Inc	Morgan Stanley	74	(2,060)	Qualys Inc	Barclays Bank	(8,528)
1,933	Prosperity Bancshares Inc	Morgan Stanley	(4,721)	(5,593)	PulteGroup Inc	Bank of America	12,305	(3,555)	Qualys Inc	Goldman Sachs	(32,102)
						Merrill Lynch		1,061	Qualys Inc	Goldman Sachs	9,581

ブラックロック・ストラテジック・ファンズ ブラックロック・アメリカズ・ダイバーシファイド・エクイティ・アブソルート・リターン・ファンド

保有高	銘柄	取引相手	未実現評価増益/(損) (米ドル)	保有高	銘柄	取引相手	未実現評価増益/(損) (米ドル)	保有高	銘柄	取引相手	未実現評価増益/(損) (米ドル)
2,707 (464)	Qualys Inc	HSBC	29,831	(18,758)	Radian Group Inc	Goldman Sachs	(16,319)	(23,454)	Raymond James	Barclays Bank	(31,854)
665	Qualys Inc	HSBC	(5,113)	(42,891)	Radian Group Inc	HSBC	(45,464)		Financial Inc		
(11,511)	Quanex Building Products Corp	Morgan Stanley	2,753	(29,358)	Radian Group Inc	Morgan Stanley	(13,112)	3,534	Raymond James	Barclays Bank	4,736
(8,777)	Quanex Building Products Corp	Bank of America	(7,677)	21,589	Radiant Logistics Inc	Bank of America	(1,295)	(1,091)	Financial Inc	HSBC	(2,537)
(20,916)	Quanex Building Products Corp	Merrill Lynch		26,454	Radiant Logistics Inc	Merrill Lynch		(7,298)	Raymond James	Financial Inc	(9,879)
(6,671)	Quanex Building Products Corp	Barclays Bank	878	22,515	Radiant Logistics Inc	Goldman Sachs	(1,351)	(21,854)	Financial Inc	Morgan Stanley	18,794
(13,085)	Quanta Services Inc	HSBC	(26,684)	46,536	Radiant Logistics Inc	HSBC	(7,911)	633	Rayonier Advanced Materials Inc	Barclays Bank	(411)
(7,350)	Quanta Services Inc	Morgan Stanley	(1,130)	44,633	Radiant Logistics Inc	Morgan Stanley	(10,712)	7,344	Rayonier Inc (REIT)	Bank of America	(4,700)
(11,337)	Quanta Services Inc	Barclays Bank	(115,410)	(13,230)	Radius Global Infrastructure Inc 'A'	Bank of America	(1,521)	(13,419)	Rayonier Inc (REIT)	Merrill Lynch	(8,588)
1,987	Quanterix Corp	Goldman Sachs	(36,750)	(9,977)	Radius Global Infrastructure Inc 'A'	Merrill Lynch	(449)	3,825	Rayonier Inc (REIT)	Barclays Bank	(2,486)
6,478	Quanterix Corp	HSBC	(123,913)	(5,155)	Radius Global Infrastructure Inc 'A'	Goldman Sachs	(593)	3,254	Rayonier Inc (REIT)	HSBC	(2,310)
(21,407)	Quantum Corp	Bank of America	4,211	(13,767)	RadNet Inc	Barclays Bank	(9,775)	(3,222)	Rayonier Inc (REIT)	HSBC	2,288
(16,400)	Quantum Corp	Morgan Stanley	4,211	(16,350)	Rafael Holdings Inc 'B'	Barclays Bank	(1,799)	(6,588)	Rayonier Inc (REIT)	Morgan Stanley	21,543
(22,726)	Quantum Corp	Bank of America	(3,551)	(12,818)	Rafael Holdings Inc 'B'	Goldman Sachs	(2,051)	(1,383)	RBB Bancorp	Bank of America	(1,646)
29,758	Quantum-Si Inc	Merrill Lynch		(2,725)	Rafael Holdings Inc 'B'	HSBC	(136)	(7,358)	RBB Bancorp	Barclays Bank	883
(3,763)	Quest Diagnostics Inc	Barclays Bank	656	(1,904)	Rafael Holdings Inc 'B'	Morgan Stanley	(209)	(7,182)	RBB Bancorp	Goldman Sachs	(8,547)
4,405	Quest Diagnostics Inc	Goldman Sachs	(3,770)	(2,633)	Rain Oncology Inc	Barclays Bank	369	(12,956)	RBB Bancorp	HSBC	(22,932)
(3,256)	Quest Diagnostics Inc	Goldman Sachs	(3,770)	3,865	Ralph Lauren Corp	Bank of America	(26,282)	(19,082)	RBC Bearings Inc	Barclays Bank	238,715
(7,443)	Quest Diagnostics Inc	Barclays Bank	(5,505)	22,743	Ralph Lauren Corp	Barclays Bank	(53,901)	(11,147)	RBC Bearings Inc	Goldman Sachs	191,171
1,952	Quest Diagnostics Inc	Bank of America	(2,973)	3,229	Ralph Lauren Corp	Goldman Sachs	(21,957)	(3,236)	RBC Bearings Inc	HSBC	61,430
(2,588)	Quest Diagnostics Inc	Merrill Lynch		7,419	Ralph Lauren Corp	HSBC	(39,247)	(6,609)	RBC Bearings Inc	Morgan Stanley	82,679
375	Quest Diagnostics Inc	Barclays Bank	6,916	11,194	Ralph Lauren Corp	Morgan Stanley	(26,530)	(1,088)	RCI Hospitality Holdings Inc	Goldman Sachs	54
(2,583)	Quidel Corp	Goldman Sachs	(2,572)	(5,011)	Ramac Resources Inc	Bank of America	10,172	(1,206)	RCI Hospitality Holdings Inc	HSBC	2,328
(1,205)	Quidel Corp	HSBC	11,462	(20,275)	Ramac Resources Inc	Barclays Bank	30,615	(3,124)	RCM Technologies Inc	Barclays Bank	—
(6,988)	Quidel Corp	Morgan Stanley	(4,063)	(12,038)	Ramac Resources Inc	Goldman Sachs	24,437	(4,857)	RCM Technologies Inc	Goldman Sachs	(8,840)
(1,463)	Quidel Corp	Bank of America	3,952	(8,845)	Ramac Resources Inc	HSBC	22,643	(2,617)	REMAX Holdings Inc 'A'	Barclays Bank	1,309
11,648	QuinStreet Inc	Merrill Lynch		4,693	Rambus Inc	Bank of America	37,417	(7,043)	REMAX Holdings Inc 'A'	Goldman Sachs	916
27,115	QuinStreet Inc	Barclays Bank	4,446	7,800	Rambus Inc	Merrill Lynch		(22,599)	REMAX Holdings Inc 'A'	HSBC	7,458
5,695	QuinStreet Inc	Goldman Sachs	12,043	(4,714)	Rambus Inc	Barclays Bank	(48,282)	(497)	Reading International Inc 'A'	Bank of America	75
5,829	Quip Home Medical Corp	HSBC	(490)	(2,696)	Rambus Inc	HSBC	(70,380)	(30,500)	Reading International Inc 'A'	Merrill Lynch	
7,410	Quip Home Medical Corp	Morgan Stanley	(4,244)	(5,067)	Range Resources Corp	Morgan Stanley	16,688	(10,422)	Reading International Inc 'A'	HSBC	8,845
(10,637)	Quotient Technology Inc	Barclays Bank	2,553	(19,869)	Range Resources Corp	Barclays Bank	(4,752)	(103,923)	Ready Capital Corp (REIT)	Bank of America	(984)
(11,499)	Quotient Technology Inc	Goldman Sachs	575	2,200	Range Resources Corp	Barclays Bank	(4,752)	(66,087)	Ready Capital Corp (REIT)	Merrill Lynch	
(3,076)	Quotient Technology Inc	HSBC	738	(21,518)	Range Resources Corp	Goldman Sachs	430	(90,876)	Ready Capital Corp (REIT)	Barclays Bank	53,902
1,097	Qurate Retail Inc (Pref)	Goldman Sachs	(1,020)	(10,366)	Range Resources Corp	HSBC	(20,317)	(12,492)	Ready Capital Corp (REIT)	Goldman Sachs	5,946
599	Qurate Retail Inc (Pref)	HSBC	(1,426)	(15,963)	Range Resources Corp	Morgan Stanley	29,453	(29,977)	Ready Capital Corp (REIT)	HSBC	4,301
330	Qurate Retail Inc (Pref)	Goldman Sachs	(587)	3,386	Ranger Energy Services Inc	Goldman Sachs	711	(12,942)	Ready Capital Corp (REIT)	Morgan Stanley	3,869
(16,657)	Qurate Retail Inc 'A'	HSBC	(1,426)	9,263	Ranger Energy Services Inc	Morgan Stanley	(5,836)	(27,713)	RealIRL Inc	Bank of America	(416)
(24,675)	Qurate Retail Inc 'A'	Morgan Stanley	1,906	(7,540)	Ranger Oil Corp	Bank of America	9,727	(8,842)	RealReal Inc	HSBC	486
(21,335)	R1 RCM Inc	Bank of America	640	(11,549)	Ranger Oil Corp	Merrill Lynch		(19,640)	Realty Income Corp (REIT)	Bank of America	48,943
(29,207)	R1 RCM Inc	Merrill Lynch		(7,997)	Ranger Oil Corp	Barclays Bank	23,791	(81,229)	Realty Income Corp (REIT)	Merrill Lynch	
(41,536)	R1 RCM Inc	Barclays Bank	15,772	(8,611)	Ranger Oil Corp	Barclays Bank	10,316	(19,045)	Realty Income Corp (REIT)	Barclays Bank	107,565
(56,153)	R1 RCM Inc	Goldman Sachs	1,246	(10,118)	Ranger Oil Corp	Goldman Sachs	10,316		Realty Income Corp (REIT)	Goldman Sachs	56,373
(47,427)	R1 RCM Inc	HSBC	(7,155)	(66,813)	Ranpak Holdings Corp	HSBC	17,911	(14,600)	Realty Income Corp (REIT)	HSBC	43,505
29,222	Rackspace Technology Inc	HSBC	(7,155)	(17,327)	Ranpak Holdings Corp	Morgan Stanley	20,843	(4,041)	Realty Income Corp (REIT)	Morgan Stanley	5,320
13,098	Rackspace Technology Inc	Morgan Stanley	25,611	(4,113)	Ranpak Holdings Corp	Barclays Bank	24,053	(1,127)	Reata Pharmaceuticals Inc 'A'	HSBC	486
7,094	Rackspace Technology Inc	Bank of America	13,004	940	Rapid7 Inc	Goldman Sachs	6,238	(322)	Reata Pharmaceuticals Inc 'A'	Barclays Bank	(3,249)
(44,212)	Radian Group Inc	Merrill Lynch		25,074	Rapid7 Inc	Barclays Bank	99,043	(475)	Reata Pharmaceuticals Inc 'A'	Goldman Sachs	(2,332)
(35,601)	Radian Group Inc	Barclays Bank	(15,665)	423	Rapid7 Inc	HSBC	(55)				
9,259	Radian Group Inc	Goldman Sachs	3,157	(11,713)	RAPT Therapeutics Inc	Barclays Bank	14,407				
		HSBC	(38,464)	(4,604)	Raymond James Financial Inc	Bank of America	(17,493)				
		Merrill Lynch				Merrill Lynch					

ブラックロック・ストラテジック・ファンズ ブラックロック・アメリカズ・ダイバーシファイド・エクイティ・アブソルート・リターン・ファンド

保有高	銘柄	取引相手	未実現評価益/(損) (米ドル)	保有高	銘柄	取引相手	未実現評価益/(損) (米ドル)	保有高	銘柄	取引相手	未実現評価益/(損) (米ドル)
(610)	Reata Pharmaceuticals Inc 'A'	HSBC	9,315	25,157	REGENXBIO Inc	Morgan Stanley	(82,515)	8,577	Repay Holdings Corp	Barclays Bank	(5,747)
(1,151)	Reata Pharmaceuticals Inc 'A'	Morgan Stanley	(11,614)	4,283	Regional Management Corp	Bank of America	2,142	23,079	Repay Holdings Corp	Goldman Sachs	(23,541)
5,476	Recursion Pharmaceuticals Inc 'A'	Bank of America	17,030	7,980	Regional Management Corp	Merrill Lynch	(479)	18,107	Repay Holdings Corp	HSBC	(2,535)
7,139	Recursion Pharmaceuticals Inc 'A'	Merrill Lynch	4,212	13,736	Regional Management Corp	Barclays Bank	(6,868)	(4,528)	Repligen Corp	Bank of America	(76,885)
19,631	Recursion Pharmaceuticals Inc 'A'	Barclays Bank	4,212	7,106	Regional Management Corp	Goldman Sachs	6,868	(2,655)	Repligen Corp	Merrill Lynch	(10,480)
14,372	Recursion Pharmaceuticals Inc 'A'	Goldman Sachs	61,052	22,079	Regional Management Corp	HSBC	(2,061)	269	Repligen Corp	Barclays Bank	1,149
9,029	Recursion Pharmaceuticals Inc 'A'	HSBC	44,697	(32,497)	Regions Financial Corp	Morgan Stanley	(8,929)	(478)	Repligen Corp	HSBC	(6,893)
(7,878)	Red River Bancshares Inc	Morgan Stanley	5,327	(42,521)	Reinsurance Group of America Inc	Bank of America	(6,331)	(820)	Repligen Corp	Morgan Stanley	(3,817)
(5,008)	Red River Bancshares Inc	Barclays Bank	(2,757)	744	Reinsurance Group of America Inc	Merrill Lynch		5,467	Replimune Group Inc	Bank of America	656
(3,874)	Red River Bancshares Inc	Goldman Sachs	(29,848)	9,216	Reinsurance Group of America Inc	Morgan Stanley	(883)	13,574	Replimune Group Inc	HSBC	10,136
(5,086)	Red River Bancshares Inc	HSBC	(24,639)	403	Reinsurance Group of America Inc	Bank of America	(15,579)	3,047	Replimune Group Inc	Morgan Stanley	(2,559)
(13,157)	Red Robin Gourmet Burgers Inc	Morgan Stanley	18,551	(59,920)	Rekor Systems Inc	Bank of America	(15,579)	(1,840)	Republic Bancorp Inc 'A'	Bank of America	(7,047)
2,940	Red Rock Resorts Inc 'A'	Bank of America	(3,557)	(24,176)	Rekor Systems Inc	Merrill Lynch	967	(10,733)	Republic Bancorp Inc 'A'	Barclays Bank	(25,008)
(533)	Red Rock Resorts Inc 'A'	Merrill Lynch	247	(4,322)	Rekor Systems Inc	HSBC	(692)	(11,740)	Republic Bancorp Inc 'A'	Goldman Sachs	(44,964)
4,094	Red Rock Resorts Inc 'A'	Barclays Bank	(7,041)	(226)	Rekor Systems Inc	Morgan Stanley	9	(4,459)	Republic Bancorp Inc 'A'	HSBC	(17,791)
(364)	Red Rock Resorts Inc 'A'	Barclays Bank	300	13,380	Relay Therapeutics Inc	Barclays Bank	(3,880)	57,961	Republic First Bancorp Inc	Barclays Bank	(1,159)
5,663	Red Rock Resorts Inc 'A'	HSBC	(12,402)	7,095	Relay Therapeutics Inc	HSBC	(71)	(174)	Republic Services Inc	Barclays Bank	331
(3,549)	Red Rock Resorts Inc 'A'	HSBC	7,772	11,793	Relay Therapeutics Inc	Morgan Stanley	(3,420)	(6,948)	Republic Services Inc	Morgan Stanley	13,201
5,498	Red Rock Resorts Inc 'A'	Morgan Stanley	(9,457)	330	Reliance Steel & Aluminum Co	Bank of America	(4,086)	(14,831)	Research Frontiers Inc	Barclays Bank	(1,186)
(2,461)	Red Rock Resorts Inc 'A'	Morgan Stanley	1,700	(4,406)	Relmada Therapeutics Inc	Bank of America	2,475	(14,789)	Research Frontiers Inc	HSBC	(2,958)
(9,248)	Red Violet Inc	Barclays Bank	25,987	(9,251)	Relmada Therapeutics Inc	Goldman Sachs	1,295	(66,270)	Research Frontiers Inc	Morgan Stanley	(5,302)
(2,028)	Red Violet Inc	HSBC	(6,632)	(5,930)	Relmada Therapeutics Inc	HSBC	3,499	2,614	Reservoir Media Inc	Morgan Stanley	131
7,417	Redfin Corp	Barclays Bank	(10,013)	(891)	Remitly Global Inc	Bank of America	1,337	(2,909)	Resideo Technologies Inc	Bank of America	1,251
(49,923)	Redwood Trust Inc (REIT)	Barclays Bank	1,498	(1,843)	Remitly Global Inc	Merrill Lynch	2,304	(31,697)	Resideo Technologies Inc	Barclays Bank	29,478
(66,897)	Redwood Trust Inc (REIT)	Goldman Sachs	(14,048)	(5,268)	Remitly Global Inc	HSBC	3,582	(2,726)	Resideo Technologies Inc	Goldman Sachs	1,172
(18,721)	Redwood Trust Inc (REIT)	HSBC	(2,059)	(9,404)	Remitly Global Inc	Morgan Stanley	11,755	(27,093)	Resideo Technologies Inc	HSBC	6,773
(3,527)	Regal Rexnord Corp	Bank of America	(13,561)	1,245	RenaissanceRe Holdings Ltd	Bank of America	(15,367)	(7,231)	Resideo Technologies Inc	Morgan Stanley	6,725
(3,307)	Regal Rexnord Corp	Merrill Lynch	(13,561)	(899)	RenaissanceRe Holdings Ltd	Merrill Lynch	(292)	9,098	ResMed Inc	Barclays Bank	(153,301)
1,307	Regal Rexnord Corp	Barclays Bank	(2,313)	1,698	RenaissanceRe Holdings Ltd	Barclays Bank	(292)	(539)	ResMed Inc	Barclays Bank	9,082
606	Regal Rexnord Corp	Goldman Sachs	2,273	(9,866)	Renasant Corp	Bank of America	(17,660)	(996)	ResMed Inc	HSBC	23,994
(4,331)	Regal Rexnord Corp	HSBC	(12,036)	(15,477)	Renasant Corp	Merrill Lynch	(17,660)	(181)	ResMed Inc	Morgan Stanley	3,050
(6,661)	Regal Rexnord Corp	Morgan Stanley	11,789	(26,983)	Renasant Corp	Barclays Bank	(2,012)	(28,385)	Resolute Forest Products Inc*	Barclays Bank	10,786
6,015	Regency Centers Corp (REIT)	Bank of America	(19,368)	(16,378)	Renasant Corp	Goldman Sachs	(48,300)	(9,537)	Resources Connection Inc	HSBC	(3,383)
1,890	Regency Centers Corp (REIT)	Merrill Lynch	(61)	(5,956)	Renasant Corp	HSBC	(17,033)	(10,490)	Resources Connection Inc	Morgan Stanley	2,650
18,491	Regency Centers Corp (REIT)	Goldman Sachs	(59,541)	549	Reno	Morgan Stanley	(774)	(4,311)	Retail Opportunity Investments Corp (REIT)	Bank of America	1,768
35,122	Regency Centers Corp (REIT)	HSBC	(113,434)	670	Reno Pharmaceuticals Inc	Bank of America	(55)	(15,514)	Retail Opportunity Investments Corp (REIT)	Merrill Lynch	6,825
13,144	Regency Centers Corp (REIT)	Morgan Stanley	(25,401)	519	Reno Pharmaceuticals Inc	Merrill Lynch	(74)	(15,885)	REV Group Inc	Bank of America	(2,383)
379	Regeneron Pharmaceuticals Inc	Bank of America	(7,243)	7,976	Reno Pharmaceuticals Inc	Barclays Bank	(74)	(62,565)	REV Group Inc	Merrill Lynch	14,390
806	Regeneron Pharmaceuticals Inc	Merrill Lynch	(13,432)	(18,799)	Rent the Runway Inc 'A'	Morgan Stanley	(4,307)	(43,225)	REV Group Inc	Barclays Bank	(6,589)
260	Regeneron Pharmaceuticals Inc	Barclays Bank	(13,432)	19,357	Rentech Inc*	Morgan Stanley	56	(9,345)	REV Group Inc	HSBC	2,804
260	Regeneron Pharmaceuticals Inc	Goldman Sachs	(4,920)		Repay Holdings Corp	Bank of America	(19,744)	(21,835)	REV Group Inc	Morgan Stanley	5,022
743	Regeneron Pharmaceuticals Inc	HSBC	(14,576)					(3,090)	Revance Therapeutics Inc	Barclays Bank	6,551
428	Regeneron Pharmaceuticals Inc	Morgan Stanley	(8,410)					(8,916)	REVOLUTION Medicines Inc	Barclays Bank	12,572
1,659	REGENXBIO Inc	Goldman Sachs	(7,399)					(8,375)	REVOLUTION Medicines Inc	Goldman Sachs	10,553
26,573	REGENXBIO Inc	HSBC	(31,888)					16,676	Revolve Group Inc	Bank of America	(3,991)
								5,460	Revolve Group Inc	Merrill Lynch	(147)
								(2,492)	Revvity Inc	Bank of America	9,069
								(1,142)	Revvity Inc	Merrill Lynch	
								(789)	Revvity Inc	Barclays Bank	4,954
								(15,504)	Revvity Inc	HSBC	1,596
								(7,769)	REX American Resources Corp	Morgan Stanley	79,226
										Barclays Bank	(23,152)

ブラックロック・ストラテジック・ファンズ ブラックロック・アメリカズ・ダイバーシファイド・エクイティ・アブソルート・リターン・ファンド

保有高	銘柄	取引相手	未実現損益/額 (米ドル)	保有高	銘柄	取引相手	未実現損益/額 (米ドル)	保有高	銘柄	取引相手	未実現損益/額 (米ドル)
(8,217)	REX American Resources Corp	Goldman Sachs	(41,578)	29,703	RingCentral Inc 'A'	Bank of America Merrill Lynch	192,475	559	Rockwell Automation Inc	Morgan Stanley	4,502
(1,120)	REX American Resources Corp	HSBC	(6,395)	25,659	RingCentral Inc 'A'	Barclays Bank	73,384	(1,880)	Rockwell Automation Inc	Morgan Stanley	1,842
17,055	Rexford Industrial Realty Inc (REIT)	Bank of America	(384)	6,338	RingCentral Inc 'A'	HSBC	51,908	(1,810)	Rockwell Medical Inc	Bank of America	(688)
6,196	Rexford Industrial Realty Inc (REIT)	Barclays Bank	2,937	7,642	RingCentral Inc 'A'	Morgan Stanley	21,856	(725)	Rockwell Medical Inc	Barclays Bank	(160)
6,373	Rexford Industrial Realty Inc (REIT)	Goldman Sachs	2,723	(23,392)	Riot Platforms Inc	Barclays Bank	8,421	(7,942)	Rockwell Medical Inc	Morgan Stanley	(1,747)
17,986	Rexford Industrial Realty Inc (REIT)	HSBC	(18,207)	(55,117)	Rite Aid Corp	Bank of America Merrill Lynch	4,961	(3,097)	Rocky Brands Inc	Bank of America	(1,239)
17,381	Rexford Industrial Realty Inc (REIT)	Morgan Stanley	9,163	(4,512)	Rite Aid Corp	Goldman Sachs	406	(6,844)	Rocky Brands Inc	Barclays Bank	(3,354)
15,091	Reynolds Consumer Products Inc	Barclays Bank	(5,885)	(51,067)	Rite Aid Corp	Morgan Stanley	9,192	(5,884)	Rocky Brands Inc	Goldman Sachs	(2,354)
3,424	Reynolds Consumer Products Inc	HSBC	(103)	(208,642)	Rithm Capital Corp (REIT)	Barclays Bank	8,346	(8,198)	Rocky Brands Inc	HSBC	1,886
(5,830)	RGC Resources Inc	Bank of America Merrill Lynch	(13,526)	(259,543)	Rithm Capital Corp (REIT)	Goldman Sachs	(36,336)	(3,266)	Rogers Corp	Barclays Bank	—
(6,892)	RGC Resources Inc	Barclays Bank	(14,818)	(40,949)	Rithm Capital Corp (REIT)	HSBC	(9,009)	(7,049)	Rogers Corp	HSBC	24,178
(7,553)	RGC Resources Inc	Goldman Sachs	(17,523)	81,353	Riverview Bancorp Inc	Bank of America Merrill Lynch	43,117	5,841	Roku Inc	Bank of America	19,158
(7,122)	RGC Resources Inc	HSBC	(13,104)	22,637	Riverview Bancorp Inc	Goldman Sachs	11,998	9,650	Roku Inc	Barclays Bank	6,562
(1,568)	RH	Bank of America Merrill Lynch	19,835	19,835	Riverview Bancorp Inc	Morgan Stanley	7,934	651	Roku Inc	Goldman Sachs	2,135
(6,379)	RH	Barclays Bank	30,046	(58,589)	Rivian Automotive Inc 'A'	Bank of America Merrill Lynch	(74,994)	6,848	Roku Inc	HSBC	10,888
(3,035)	RH	Goldman Sachs	38,393	(9,618)	Rivian Automotive Inc 'A'	Goldman Sachs	(12,311)	3,084	Roku Inc	Morgan Stanley	2,097
(2,171)	RH	HSBC	11,810	(34,588)	Rivian Automotive Inc 'A'	Morgan Stanley	(16,948)	7,520	Rollins Inc	Bank of America	(18,833)
(2,109)	RH	Morgan Stanley	9,933	(1,625)	RLI Corp	Bank of America Merrill Lynch	10,418	22,414	Rollins Inc	Barclays Bank	(33,640)
11,002	Ribbon Communications Inc	Barclays Bank	(1,430)	(7,384)	RLI Corp	Barclays Bank	29,876	14,965	Rollins Inc	Goldman Sachs	(42,768)
20,885	Ribbon Communications Inc	Goldman Sachs	3,550	(726)	RLI Corp	Goldman Sachs	939	32,583	Rollins Inc	HSBC	(87,159)
25,696	Ribbon Communications Inc	HSBC	5,396	(17,264)	RLI Corp	HSBC	200,378	39,469	Rollins Inc	Morgan Stanley	(66,900)
(8,755)	Richardson Electronics Ltd	Barclays Bank	14,796	(22,889)	RLI Corp	Morgan Stanley	108,036	(17,265)	Root Inc 'A'	Barclays Bank	—
(5,399)	Richardson Electronics Ltd	Goldman Sachs	1,890	56,843	RLJ Lodging Trust (REIT)	Bank of America Merrill Lynch	(28,990)	(57)	Roper Technologies Inc	Barclays Bank	299
9,295	Richmond Mutual BanCorp Inc	Barclays Bank	(2,556)	19,738	RLJ Lodging Trust (REIT)	Barclays Bank	(9,277)	(7,214)	Roper Technologies Inc	Goldman Sachs	68,639
25,124	Richmond Mutual BanCorp Inc	Goldman Sachs	18,592	33,081	RLJ Lodging Trust (REIT)	Goldman Sachs	(11,506)	(165)	Roper Technologies Inc	HSBC	1,026
17,568	Rigel Pharmaceuticals Inc	Bank of America Merrill Lynch	(88)	61,422	RLJ Lodging Trust (REIT)	HSBC	(33,782)	(6,506)	Ross Stores Inc	Bank of America	12,557
11,375	Rigel Pharmaceuticals Inc	Barclays Bank	(2,332)	50,818	RLJ Lodging Trust (REIT)	Morgan Stanley	(19,057)	(4,361)	Ross Stores Inc	Goldman Sachs	8,417
12,254	Rigel Pharmaceuticals Inc	Goldman Sachs	(61)	35,929	RMR Group Inc 'A'	Barclays Bank	(9,342)	(1,974)	Ross Stores Inc	HSBC	(1,021)
20,972	Rigel Pharmaceuticals Inc	HSBC	3,041	7,100	RMR Group Inc 'A'	HSBC	(4,189)	(7,851)	Ross Stores Inc	Morgan Stanley	16,958
(21,112)	Riley Exploration Permian Inc	Goldman Sachs	125,194	(6,216)	Roadrunner Transportation Systems Inc	Bank of America Merrill Lynch	(5,532)	12,511	Rover Group Inc	Barclays Bank	214
(1,423)	Riley Exploration Permian Inc	HSBC	15,667	2,443	Robert Half International Inc	Bank of America Merrill Lynch	(4,693)	6,229	Rover Group Inc	Goldman Sachs	12
(1,357)	Riley Exploration Permian Inc	Morgan Stanley	7,287	6,046	Robert Half International Inc	Barclays Bank	(12,341)	30,688	Rover Group Inc	HSBC	(3,864)
(10,720)	Rimini Street Inc	Barclays Bank	(4,717)	1,513	Robert Half International Inc	Goldman Sachs	(4,238)	20,644	Rover Group Inc	Morgan Stanley	246
(15,143)	Rimini Street Inc	Goldman Sachs	(11,206)	(20,093)	Robinhood Markets Inc 'A'	Barclays Bank	(4,420)	1,094	Royal Caribbean Cruises Ltd	Bank of America	4,453
(18,298)	Rimini Street Inc	HSBC	(9,881)	2,390	Robinhood Markets Inc 'A'	Goldman Sachs	891	3,918	Royal Caribbean Cruises Ltd	Merrill Lynch	(528)
(210,824)	Ring Energy Inc	Bank of America Merrill Lynch	14,758	(10,209)	Robinhood Markets Inc 'A'	HSBC	(715)	1,366	Royal Caribbean Cruises Ltd	Barclays Bank	1,821
(57,522)	Ring Energy Inc	HSBC	6,903	(158)	ROBLOX Corp 'A'	Bank of America Merrill Lynch	(221)	1,815	Royal Caribbean Cruises Ltd	HSBC	4,783
(116,173)	Ring Energy Inc	Morgan Stanley	20,911	10,630	ROBLOX Corp 'A'	Barclays Bank	9,354	3,715	Royal Caribbean Cruises Ltd	Morgan Stanley	5,623
				(866)	ROBLOX Corp 'A'	HSBC	(3,542)	(1,361)	Royal Gold Inc	Goldman Sachs	20,388
				3,744	ROBLOX Corp 'A'	Morgan Stanley	3,295	2,764	Royal Gold Inc	Morgan Stanley	(18,132)
				(1,442)	ROBLOX Corp 'A'	Morgan Stanley	(1,269)	5,993	Royalty Pharma Plc 'A'	Bank of America	(10,068)
				(89,158)	Rocket Lab USA Inc	Barclays Bank	36,109	(2,043)	Royalty Pharma Plc 'A'	Merrill Lynch	—
				(70,961)	Rocket Lab USA Inc	HSBC	(49,318)		Royalty Pharma Plc 'A'	Bank of America	3,432
				(69,562)	Rocket Lab USA Inc	Morgan Stanley	28,173	6,016	Royalty Pharma Plc 'A'	Merrill Lynch	—
				(14,175)	Rocket Pharmaceuticals Inc	Barclays Bank	18,286	(9,828)	Royalty Pharma Plc 'A'	Barclays Bank	(4,392)
				(11,683)	Rocket Pharmaceuticals Inc	HSBC	8,645	(9,763)	Royalty Pharma Plc 'A'	Goldman Sachs	7,174
				(1,240)	Rocket Pharmaceuticals Inc	Morgan Stanley	1,600	10,763	Royalty Pharma Plc 'A'	Barclays Bank	(18,082)
				(2,046)	Rockwell Automation Inc	Barclays Bank	2,005	10,050	Royalty Pharma Plc 'A'	HSBC	(28,844)
				371	Rockwell Automation Inc	Goldman Sachs	(1,761)	(2,063)	Royalty Pharma Plc 'A'	HSBC	5,921
				(1,010)	Rockwell Automation Inc	Goldman Sachs	(7,424)	48,886	Royalty Pharma Plc 'A'	Morgan Stanley	(35,687)
								(10,669)	Royalty Pharma Plc 'A'	Morgan Stanley	7,788
								41,434	RPC Inc	Bank of America	(7,458)
								10,155	RPC Inc	Merrill Lynch	—
									RPC Inc	Barclays Bank	(5,687)

ブラックロック・ストラテジック・ファンズ ブラックロック・アメリカズ・ダイバーシファイド・エクイティ・アブソルート・リターン・ファンド

保有高	銘柄	取引相手	未実現評価増(減) (米ドル)	保有高	銘柄	取引相手	未実現評価増(減) (米ドル)	保有高	銘柄	取引相手	未実現評価増(減) (米ドル)
1,635	RPC Inc	Goldman Sachs	(294)	(1,273)	Ryman Hospitality Properties Inc (REIT)	HSBC	5,194	(786)	Sanara Medtech Inc	Bank of America Merrill Lynch	6,319
5,291	RPC Inc	HSBC	(1,058)	(769)	Ryman Hospitality Properties Inc (REIT)	Morgan Stanley	1,392	(859)	Sanara Medtech Inc	Barclays Bank	2,122
20,423	RPC Inc	Morgan Stanley	(11,437)					(2,391)	Sanara Medtech Inc	Morgan Stanley	5,906
5,235	RPM International Inc	Barclays Bank	(105)	1,770	Ryman Hospitality Properties Inc (REIT)	Morgan Stanley	(3,204)	11,726	SandRidge Energy Inc	Barclays Bank	(45,966)
(14,189)	RPM International Inc	Goldman Sachs	14,331	2,976	S&P Global Inc	Barclays Bank	(31,218)	14,030	Sandy Spring Bancorp Inc	Barclays Bank	(5,191)
2,436	RPM International Inc	Goldman Sachs	(2,460)	393	S&P Global Inc	HSBC	2,625	35,753	Sangamo Therapeutics Inc	Bank of America Merrill Lynch	(6,793)
1,337	RPM International Inc	HSBC	(1,070)	2,192	S&P Global Inc	Morgan Stanley	(22,994)	117,275	Sangamo Therapeutics Inc	Barclays Bank	(24,628)
2,628	RPM International Inc	Morgan Stanley	(53)	(17,308)	S&T Bancorp Inc	Bank of America Merrill Lynch	(8,461)	66,785	Sangamo Therapeutics Inc	Goldman Sachs	(12,689)
67,561	RPT Realty (REIT)	Barclays Bank	(8,783)	(6,540)	S&T Bancorp Inc	Barclays Bank	1,086	44,952	Sangamo Therapeutics Inc	HSBC	(5,394)
84,117	RPT Realty (REIT)	Goldman Sachs	9,253	(3,059)	S&T Bancorp Inc	HSBC	(831)	13,860	Sangamo Therapeutics Inc	Morgan Stanley	(8,653)
54,376	RPT Realty (REIT)	HSBC	2,175	(8,580)	S&T Bancorp Inc	Morgan Stanley	1,474	27,555	Sanmina Corp	HSBC	14,053
(2,607)	RumbleON Inc 'B'	Bank of America Merrill Lynch	(4,093)	(66,317)	Sabra Health Care Inc (REIT)	Barclays Bank	5,968	(11,995)	Sapiens International Corp NV	Barclays Bank	(8,756)
(26,024)	RumbleON Inc 'B'	Barclays Bank	5,465	(48,960)	Sabra Health Care Inc (REIT)	Goldman Sachs	22,522	(1,286)	Sapiens International Corp NV	HSBC	(2,958)
(10,894)	RumbleON Inc 'B'	Morgan Stanley	2,288	(30,674)	Sabra Health Care Inc (REIT)	HSBC	17,632	(50,320)	Sarcos Technology & Robotics Corp	HSBC	669
28,675	Rush Enterprises Inc 'A'	Barclays Bank	8,029	(9,928)	Sabra Health Care Inc (REIT)	Morgan Stanley	894	(6,039)	Sarcos Technology & Robotics Corp	Morgan Stanley	(195)
7,337	Rush Enterprises Inc 'A'	Goldman Sachs	1,467	(7,933)	Sabre Corp	Bank of America Merrill Lynch	2,737	(366)	Sarepta Therapeutics Inc	Barclays Bank	9,026
11,183	Rush Enterprises Inc 'B'	Barclays Bank	(3,355)	(40,849)	Sabre Corp	Barclays Bank	20,629	(186)	Sarepta Therapeutics Inc	Goldman Sachs	4,592
5,451	Rush Enterprises Inc 'B'	Goldman Sachs	4,742	(936)	Sabre Corp	HSBC	548	(2,192)	Sarepta Therapeutics Inc	HSBC	53,385
2,169	Rush Enterprises Inc 'B'	HSBC	4,707	(70,186)	Sabre Corp	Morgan Stanley	35,444	(187)	Sarepta Therapeutics Inc	Morgan Stanley	4,611
153	Rush Enterprises Inc 'B'	Morgan Stanley	(46)	(20,670)	Safe Bulkers Inc	Barclays Bank	9,508	(21,417)	Saul Centers Inc (REIT)	Barclays Bank	29,555
12,521	Rush Street Interactive Inc	Bank of America Merrill Lynch	(1,878)	(18,078)	Safe Bulkers Inc	Goldman Sachs	5,966	(5,580)	Saul Centers Inc (REIT)	Goldman Sachs	2,065
26,002	Rush Street Interactive Inc	Barclays Bank	(9,101)	(52,013)	Safe Bulkers Inc	HSBC	24,966	(58,571)	Savara Inc	Barclays Bank	(2,343)
17,990	Rush Street Interactive Inc	Goldman Sachs	(2,699)	(120,812)	Safeguard Scientifics Inc	Bank of America Merrill Lynch	8,457	(2,370)	SB Financial Group Inc	Barclays Bank	(616)
9,299	Rush Street Interactive Inc	Morgan Stanley	(3,255)	(7,047)	Safety Insurance Group Inc	Barclays Bank	(6,413)	2,008	SBA Communications Corp (REIT)	Bank of America Merrill Lynch	(29,598)
3,125	Ruth's Hospitality Group Inc	Bank of America Merrill Lynch	203	(11,950)	Safety Insurance Group Inc	Goldman Sachs	(54,373)	4,855	SBA Communications Corp (REIT)	HSBC	(61,124)
14,047	Ruth's Hospitality Group Inc	Barclays Bank	351	(3,087)	Safety Insurance Group Inc	HSBC	(12,718)	9,844	SBA Communications Corp (REIT)	Morgan Stanley	(156,716)
29,507	RXO Inc	Bank of America Merrill Lynch	43,080	6,123	Saga Communications Inc 'A'	Goldman Sachs	(4,776)	6,704	ScanSource Inc	Bank of America Merrill Lynch	(939)
16,567	RXO Inc	Barclays Bank	11,100	(1,091)	Sage Therapeutics Inc	HSBC	(414)	17,892	ScanSource Inc	Barclays Bank	(11,809)
33,919	RXO Inc	Goldman Sachs	49,522	(3,137)	Sage Therapeutics Inc	Morgan Stanley	588	3,337	ScanSource Inc	Goldman Sachs	(467)
5,264	RXO Inc	HSBC	6,896	(112)	Saia Inc	Bank of America Merrill Lynch	(740)	1,913	ScanSource Inc	HSBC	4,323
16,545	RXO Inc	Morgan Stanley	11,085	(2,815)	Saia Inc	Barclays Bank	(25,195)	7,656	Schlumberger NV	Bank of America Merrill Lynch	(8,412)
(2,098)	RxSight Inc	Barclays Bank	2,455	712	Saia Inc	Goldman Sachs	4,706	5,259	Schlumberger NV	Bank of America Merrill Lynch	(2,261)
(23,333)	RxSight Inc	Goldman Sachs	(52,966)	264	Saia Inc	HSBC	(1,238)	1,605	Schlumberger NV	Barclays Bank	(4,414)
(16,059)	Ryan Specialty Holdings Inc	Bank of America Merrill Lynch	64,878	2,122	Salesforce Inc	Barclays Bank	21,475	(5,031)	Schlumberger NV	Morgan Stanley	13,835
(18,319)	Ryan Specialty Holdings Inc	Goldman Sachs	74,009	(2,397)	Salesforce Inc	Barclays Bank	(24,258)	2,920	Schlumberger NV	Morgan Stanley	(8,030)
(4,872)	Ryan Specialty Holdings Inc	HSBC	16,029	1,921	Salesforce Inc	HSBC	43,184	5,259	Schneider National Inc 'B'	Bank of America Merrill Lynch	(2,261)
(30,790)	Ryan Specialty Holdings Inc	Morgan Stanley	129,626	2,119	Salesforce Inc	Morgan Stanley	21,444	58,821	Schneider National Inc 'B'	Barclays Bank	(9,411)
5,671	Ryder System Inc	Barclays Bank	(6,408)	(5,462)	Sally Beauty Holdings Inc	Barclays Bank	(1,693)	31,453	Schneider National Inc 'B'	Goldman Sachs	(13,525)
1,232	Ryerson Holding Corp	Bank of America Merrill Lynch	(1,388)	(8,297)	Sally Beauty Holdings Inc	Goldman Sachs	249	38,162	Schneider National Inc 'B'	HSBC	(20,226)
1,363	Ryerson Holding Corp	Barclays Bank	(3,298)	(5,904)	Sally Beauty Holdings Inc	HSBC	(649)	57,776	Schneider National Inc 'B'	Morgan Stanley	(9,244)
5,229	Ryerson Holding Corp	Goldman Sachs	(3,556)	(4,606)	Samsara Inc 'A'	Bank of America Merrill Lynch	2,111	7,762	Schnitzer Steel Industries Inc 'A'	Barclays Bank	(14,670)
7,705	Ryerson Holding Corp	HSBC	(7,501)	(3,621)	Samsara Inc 'A'	Barclays Bank	3,078	18,269	Schnitzer Steel Industries Inc 'A'	Goldman Sachs	(13,154)
1,849	Ryerson Holding Corp	Morgan Stanley	(4,219)	(1,736)	Samsara Inc 'A'	HSBC	(146)	12,181	Schnitzer Steel Industries Inc 'A'	Morgan Stanley	(23,022)
4,714	Ryman Hospitality Properties Inc (REIT)	Bank of America Merrill Lynch	(17,913)	(17,355)	Samsara Inc 'A'	Morgan Stanley	11,546	7,283	Scholar Rock Holding Corp	Barclays Bank	(12,527)
(563)	Ryman Hospitality Properties Inc (REIT)	Barclays Bank	1,019	20,640	Sana Biotechnology Inc	Barclays Bank	(34,882)	(9,648)	Scholar Rock Holding Corp	Goldman Sachs	(22,351)
4,200	Ryman Hospitality Properties Inc (REIT)	Barclays Bank	(7,602)					(9,648)	Scholastic Corp	Bank of America Merrill Lynch	(5,982)
5,648	Ryman Hospitality Properties Inc (REIT)	Goldman Sachs	(21,462)					(925)	Scholastic Corp	Barclays Bank	444
(808)	Ryman Hospitality Properties Inc (REIT)	Goldman Sachs	3,070								
14,705	Ryman Hospitality Properties Inc (REIT)	HSBC	(59,996)								

ブラックロック・ストラテジック・ファンズ ブラックロック・アメリカズ・ダイバーシファイド・エクイティ・アブソルート・リターン・ファンド

保有高	銘柄	取引相手	未実現評価増益/(損) (米ドル)	保有高	銘柄	取引相手	未実現評価増益/(損) (米ドル)	保有高	銘柄	取引相手	未実現評価増益/(損) (米ドル)
(5,994)	Scholastic Corp	HSBC	(24,276)	(1,405)	SecureWorks Corp 'A'	Bank of America	183	18,546	SEMmsh Holdings Inc 'A'	Goldman Sachs	(22,812)
(1,969)	Schrodinger Inc	Bank of America	(14,256)			Merrill Lynch		9,061	SEMmsh Holdings Inc 'A'	HSBC	(21,656)
(2,860)	Schrodinger Inc	Barclays Bank	11,526	(14,162)	SecureWorks Corp 'A'	Morgan Stanley	7,647	11,519	SEMmsh Holdings Inc 'A'	Morgan Stanley	(8,409)
(1,230)	Schrodinger Inc	HSBC	(8,831)	6,283	Security National Financial Corp 'A'	Bank of America	(660)	3,791	Semtech Corp	Bank of America	9,629
(5,815)	Schrodinger Inc	Morgan Stanley	23,434	27,425	Security National Financial Corp 'A'	Merrill Lynch		40,740	Semtech Corp	Barclays Bank	(2,037)
(10,801)	Science Applications International Corp	Barclays Bank	6,583	26,946	Security National Financial Corp 'A'	Barclays Bank	20,980	22,735	Semtech Corp	Goldman Sachs	57,747
(6,325)	Science Applications International Corp	Goldman Sachs	10,879	5,378	Security National Financial Corp 'A'	Goldman Sachs	(2,829)	37,377	Semtech Corp	HSBC	108,020
(15,703)	Science Applications International Corp	HSBC	28,108	9,301	Security National Financial Corp 'A'	HSBC	(350)	(2,518)	Seneca Foods Corp 'A'	Bank of America	(1,612)
(13,364)	Science Applications International Corp	Morgan Stanley	2,143	(2,073)	Seelos Therapeutics Inc	Bank of America	91	(1,396)	Seneca Foods Corp 'A'	Barclays Bank	1,005
8,656	Scilex Holding Co*	HSBC	49,329	(11,310)	Seelos Therapeutics Inc	Barclays Bank	1,465	(2,723)	Seneca Foods Corp 'A'	Goldman Sachs	(1,743)
5,438	Scilex Holding Co	HSBC	3,807	31,471	Seer Inc	Bank of America	14,162	(2,768)	Seneca Foods Corp 'A'	HSBC	(2,726)
16,388	Sciplay Corp 'A'	Bank of America	50,803			Merrill Lynch		(2,676)	Seneca Foods Corp 'A'	Morgan Stanley	1,927
28,898	Sciplay Corp 'A'	HSBC	73,910	11,924	Seer Inc	Barclays Bank	(2,385)	2,363	Sensata Technologies Holding Plc	Bank of America	2,020
23,327	Sciplay Corp 'A'	Morgan Stanley	(3,732)	21,635	Seer Inc	Goldman Sachs	9,736	(2,997)	Sensata Technologies Holding Plc	Barclays Bank	160
6,624	Scorpio Tankers Inc	Barclays Bank	(18,481)	16,967	Seer Inc	HSBC	3,224	957	Sensata Technologies Holding Plc	HSBC	522
2,694	Scorpio Tankers Inc	Morgan Stanley	(6,869)	36,245	Seer Inc	Morgan Stanley	(7,249)	3,137	Sensata Technologies Holding Plc	Morgan Stanley	298
3,052	Scotts Miracle-Gro Co	Bank of America	(13,377)	1,846	SEI Investments Co	Bank of America	(1,285)	(126,106)	Senseonics Holdings Inc	HSBC	(1,312)
1,023	Scotts Miracle-Gro Co	Barclays Bank	(2,569)	17,217	SEI Investments Co	Barclays Bank	(10,369)	4,188	Senseonics Technologies Corp	Barclays Bank	(10,302)
5,896	Scotts Miracle-Gro Co	Goldman Sachs	(20,453)	9,492	SEI Investments Co	Goldman Sachs	(9,777)	12,864	Sensient Technologies Corp	Goldman Sachs	(32,160)
8,757	Scotts Miracle-Gro Co	HSBC	(73,471)	12,031	SEI Investments Co	HSBC	(4,322)	(4,836)	Sensus Healthcare Inc	Bank of America	774
2,617	Scotts Miracle-Gro Co	Morgan Stanley	(12,143)	(2,327)	Select Medical Holdings Corp	Bank of America	2,513	(4,199)	SentinelOne Inc 'A'	Barclays Bank	(8,818)
(6,478)	scPharmaceuticals Inc	Bank of America	8,292	(42,299)	Select Medical Holdings Corp	Merrill Lynch	57,950	(10,733)	SentinelOne Inc 'A'	HSBC	(24,856)
(15,143)	scPharmaceuticals Inc	Barclays Bank	13,174	(6,411)	Select Medical Holdings Corp	Barclays Bank	6,924	(25,964)	SentinelOne Inc 'A'	Morgan Stanley	(54,890)
(8,575)	Sculptor Capital Management Inc	Bank of America	(3,602)	(14,306)	Select Medical Holdings Corp	HSBC	37,339	(3,890)	Seres Therapeutics Inc	Bank of America	2,256
(31,121)	Sculptor Capital Management Inc	Barclays Bank	(4,979)	(3,307)	Select Water Solutions Inc	Bank of America	761	(9,518)	Seres Therapeutics Inc	Merrill Lynch	1,618
(28,643)	Sculptor Capital Management Inc	HSBC	(5,156)	(42,493)	Select Water Solutions Inc	Merrill Lynch		(14,769)	Seritage Growth Properties 'A' (REIT)	Morgan Stanley	1,547
9	Seaboard Corp	Bank of America	261	(20,247)	Select Water Solutions Inc	HSBC	9,144	(25,057)	Seritage Growth Properties 'A' (REIT)	Barclays Bank	3,542
9	Seaboard Corp	Barclays Bank	(4,529)	38,000	Selecta Biosciences Inc	Morgan Stanley	10,124	(19,234)	Seritage Growth Properties 'A' (REIT)	Morgan Stanley	3,462
(69)	Seaboard Corp	Barclays Bank	3,450	13,719	Selecta Biosciences Inc	Barclays Bank	(190)	(8,320)	Service Corp International	Barclays Bank	9,901
(62)	Seaboard Corp	Goldman Sachs	(1,797)	(4,639)	Selective Insurance Group Inc	Goldman Sachs	(69)	(8,466)	Service Corp International	Morgan Stanley	10,075
44	Seaboard Corp	Goldman Sachs	1,276	10,041	Selective Insurance Group Inc	Barclays Bank	(4,924)	(21,336)	Service Properties Trust (REIT)	Barclays Bank	(2,774)
(154)	Seaboard Corp	Morgan Stanley	7,856	(1,081)	Selective Insurance Group Inc	Goldman Sachs	4,021	1,699	ServiceNow Inc	Barclays Bank	57,681
16	Seaboard Corp	Morgan Stanley	(816)	11,743	Selectquote Inc	Bank of America	4,697	261	ServiceNow Inc	Morgan Stanley	8,861
(5,399)	SeaChange International Inc	Bank of America	260	(10,800)	Selectquote Inc	Merrill Lynch		(4,532)	Servisfirst Banshares Inc	Bank of America	2,583
7,778	SEACOR Marine Holdings Inc	Merrill Lynch	1,167	9,826	Selectquote Inc	Barclays Bank	(3,240)	(9,162)	Servisfirst Banshares Inc	Merrill Lynch	
(7,434)	Seagate Technology Holdings Plc	Barclays Bank	28,844	(1,441)	Semler Scientific Inc	HSBC	1,769	(5,046)	Servisfirst Banshares Inc	Goldman Sachs	2,876
(13,615)	Seagate Technology Holdings Plc	HSBC	(29,440)	(217)	Semler Scientific Inc	Bank of America	2,767	(21,824)	Servisfirst Banshares Inc	HSBC	110,211
(4,405)	Sealed Air Corp	Bank of America	17,528	(491)	Semler Scientific Inc	Barclays Bank	332	(5,515)	Servisfirst Banshares Inc	Morgan Stanley	19,137
(31,598)	Sealed Air Corp	Merrill Lynch	118,177	371	Semptra Energy	Goldman Sachs	943	(11,721)	SES AI Corp	Morgan Stanley	1,055
(25,733)	Sealed Air Corp	Barclays Bank	118,177	1,311	Semptra Energy	Bank of America	(2,675)	(149,481)	Sesen Bio Inc*	Barclays Bank	(1)
(9,895)	Sealed Air Corp	Goldman Sachs	113,225	(10,667)	Semptra Energy	Merrill Lynch		26,872	SFL Corp Ltd	Barclays Bank	(2,687)
(14,886)	Sealed Air Corp	HSBC	47,249	1,913	Semptra Energy	Barclays Bank	(3,618)	23,244	SFL Corp Ltd	Goldman Sachs	697
(541)	SeaWorld Entertainment Inc	Morgan Stanley	55,674	2,303	Semptra Energy	Goldman Sachs	76,909	3,252	Shake Shack Inc 'A'	Bank of America	(15,967)
(17,193)	SeaWorld Entertainment Inc	Bank of America	(997)	5,978	Semptra Energy	Goldman Sachs	(13,793)	(26,738)	Shake Shack Inc 'A'	Merrill Lynch	
(7,120)	SeaWorld Entertainment Inc	Merrill Lynch	6,516	23,982	Sempra Energy	HSBC	(26,738)	(16,499)	Sharecare Inc	HSBC	65,125
		Barclays Bank		23,982	SEMmsh Holdings Inc 'A'	Morgan Stanley	(16,499)	(29,498)	Sharecare Inc	Bank of America	557
		HSBC	966	43,973	SEMmsh Holdings Inc 'A'	Bank of America	(29,498)	15,265	Sharecare Inc	Merrill Lynch	
						Merrill Lynch				Goldman Sachs	458
						Barclays Bank	(32,100)				

ブラックロック・ストラテジック・ファンズ ブラックロック・アメリカズ・ダイバーシファイド・エクイティ・アブソルート・リターン・ファンド

保有高	銘柄	取引相手	未実現評価増益/(損) (米ドル)	保有高	銘柄	取引相手	未実現評価増益/(損) (米ドル)	保有高	銘柄	取引相手	未実現評価増益/(損) (米ドル)
63,061	Sharecare Inc	HSBC	—	(1,050)	Siebert Financial Corp	HSBC	(158)	(4,235)	Simply Good Foods Co	Barclays Bank	1,990
16,471	Shattuck Labs Inc	Barclays Bank	3,953	(659)	Siebert Financial Corp	Morgan Stanley	13	(1,227)	Simply Good Foods Co	HSBC	3,309
7,554	Shattuck Labs Inc	Goldman Sachs	1,737	777	Sienna	Goldman Sachs	—	(25,420)	Simply Good Foods Co	Morgan Stanley	11,947
12,501	Shattuck Labs Inc	HSBC	1,750		Biopharmaceuticals Inc π			(9,947)	Simpson	Barclays Bank	42,573
1,636	Shattuck Labs Inc	Morgan Stanley	393	12,659	Sierra Bancorp	Goldman Sachs	8,988		Manufacturing Co Inc		
(18,822)	Shenandoah	Barclays Bank	19,575	53,366	Sierra Bancorp	Morgan Stanley	(9,606)	(4,743)	Simpson	Goldman Sachs	24,569
(24,393)	Telecommunications Co			(10,010)	SIGA Technologies Inc	Bank of America	1,802	(11,760)	Manufacturing Co Inc	HSBC	66,208
	Shenandoah	Goldman Sachs	4,147	(6,782)	SIGA Technologies Inc	Merrill Lynch			Simpson	HSBC	
(16,364)	Telecommunications Co			(12,856)	SIGA Technologies Inc	Barclays Bank	(136)	(9,788)	Manufacturing Co Inc		
	Shenandoah	HSBC	(3,436)	(6,222)	SIGA Technologies Inc	HSBC	1,157	(17,697)	Simulations Plus Inc	Barclays Bank	(18,108)
(3,267)	Telecommunications Co			(6,299)	SIGA Technologies Inc	Morgan Stanley	(124)		Sinclair Broadcast Group Inc 'A'	Barclays Bank	16,458
	Shenandoah	Morgan Stanley	3,398	(2,509)	Sight Sciences Inc	Bank of America	4,535	10,668	Singular Genomics Systems Inc	Bank of America	1,680
2,775	Sherwin-Williams Co	Barclays Bank	(12,238)	682	Sight Sciences Inc	Merrill Lynch			Singular Genomics Systems Inc	Merrill Lynch	
(1,641)	Sherwin-Williams Co	Barclays Bank	7,237	180	Sight Sciences Inc	Barclays Bank	289	12,284	Singular Genomics Systems Inc	Barclays Bank	123
2,086	Shift4 Payments Inc 'A'	Bank of America	(2,195)	1,082	Sight Sciences Inc	Goldman Sachs	3,864	20,273	Singular Genomics Systems Inc	Goldman Sachs	3,193
	Shift4 Payments Inc 'A'	Merrill Lynch		326	Sight Sciences Inc	Morgan Stanley	75		Singular Genomics Systems Inc		
892	Shift4 Payments Inc 'A'	Goldman Sachs	(3,325)	(8,897)	Sigilon Therapeutics Inc	Bank of America	(1,091)	2,717	Singular Genomics Systems Inc	HSBC	—
985	Shift4 Payments Inc 'A'	HSBC	1,639	5,653	Sigilon Therapeutics Inc	Merrill Lynch		6,848	Singular Genomics Systems Inc		
906	Shift4 Payments Inc 'A'	Morgan Stanley	(3,370)	(2,442)	Sigilon Therapeutics Inc	Barclays Bank	(331)	11,428	Singular Genomics Systems Inc	Morgan Stanley	68
(5,571)	Shoals Technologies Group Inc 'A'	Bank of America	6,490	4,892	Sigilon Therapeutics Inc	Goldman Sachs	(1,732)	(74,659)	Singular Genomics Systems Inc		
(20,080)	Shoals Technologies Group Inc 'A'	Merrill Lynch		1,004	Sigilon Therapeutics Inc	HSBC	(786)	(40,605)	Singular Genomics Systems Inc		
3,319	Shoals Technologies Group Inc 'A'	Barclays Bank	(2,041)	(1,593)	Silicon Laboratories Inc	Morgan Stanley	(1,559)		Sirius XM Holdings Inc	Goldman Sachs	114
(5,418)	Shoals Technologies Group Inc 'A'	Goldman Sachs	6,312	4,455	Silicon Laboratories Inc	Barclays Bank	(41,606)	(35,883)	SiriusPoint Ltd	Barclays Bank	(2,986)
(17,774)	Shoals Technologies Group Inc 'A'	HSBC	(67,986)	1,960	Silicon Laboratories Inc	Barclays Bank	5,055	(39,049)	SITE Centers Corp (REIT)	Bank of America	10,963
(9,707)	Shoals Technologies Group Inc 'A'	Morgan Stanley	5,970	1,275	Silicon Laboratories Inc	Goldman Sachs	21,531	(79,411)	SITE Centers Corp (REIT)	Merrill Lynch	
(884)	Shockwave Medical Inc	Bank of America	2,997	(624)	Silicon Laboratories Inc	HSBC	(13,589)	(52,178)	SITE Centers Corp (REIT)	Barclays Bank	15,071
105	Shockwave Medical Inc	Bank of America	(166)	(129)	Silicon Laboratories Inc	Morgan Stanley	(10,126)	(39,049)	SITE Centers Corp (REIT)	Goldman Sachs	14,088
(1,838)	Shockwave Medical Inc	Barclays Bank	13,387	(1,269)	Silicon Laboratories Inc	Bank of America	7,871	(79,411)	SITE Centers Corp (REIT)	HSBC	9,362
799	Shockwave Medical Inc	Barclays Bank	(6,088)	3,474	Silicon Laboratories Inc	Merrill Lynch		(1,269)	SITE Centers Corp (REIT)	Morgan Stanley	33,353
154	Shockwave Medical Inc	HSBC	(519)	3,474	Silicon Laboratories Inc	Barclays Bank	(4,508)		SiteOne Landscape Supply Inc	Barclays Bank	11,840
(592)	Shockwave Medical Inc	Morgan Stanley	4,511	(1,297)	Silicon Laboratories Inc	Goldman Sachs	15,366	2,161	SiteOne Landscape Supply Inc	Goldman Sachs	(24,484)
2,870	Shoe Carnival Inc	Bank of America	(9,270)	(2,423)	Silicon Laboratories Inc	HSBC	9,009	(384)	SiteOne Landscape Supply Inc		
2,412	Shoe Carnival Inc	Barclays Bank	(3,907)	(2,423)	Silicon Laboratories Inc	HSBC	(4,530)	1,347	SiteOne Landscape Supply Inc	Goldman Sachs	4,351
3,536	Shoe Carnival Inc	Goldman Sachs	(9,189)	(2,423)	Silicon Laboratories Inc	Morgan Stanley	(365)	(884)	SiteOne Landscape Supply Inc	HSBC	(19,127)
5,569	Shoe Carnival Inc	HSBC	(16,261)	(5,879)	Silk Road Medical Inc	Bank of America	12,941		SiteOne Landscape Supply Inc	Morgan Stanley	8,248
3,308	Shoe Carnival Inc	Morgan Stanley	(5,539)	(2,116)	Silk Road Medical Inc	Barclays Bank	8,051	(1,241)	SiTime Corp	Goldman Sachs	(18,044)
22,461	Shore Bancshares Inc	Bank of America	11,231	(14,285)	Silk Road Medical Inc	Goldman Sachs	26,691	(2,517)	SiTime Corp	HSBC	(37,126)
42,618	Shore Bancshares Inc	Merrill Lynch		(6,088)	SilverBow Resources Inc	Merrill Lynch	12,571	(13,614)	Site Royalties Corp 'A'	Barclays Bank	15,384
43,859	Shore Bancshares Inc	Barclays Bank	(5,967)	(2,423)	SilverBow Resources Inc	Barclays Bank	11,324	(1,230)	Site Royalties Corp 'A'	Goldman Sachs	554
47,662	Shore Bancshares Inc	Goldman Sachs	(9,189)	(1,530)	SilverBow Resources Inc	Barclays Bank	11,324	(174,104)	Site Royalties Corp 'A'	Morgan Stanley	193,529
17,752	Shore Bancshares Inc	HSBC	4,469	(3,474)	SilverCrest Asset Management Group Inc 'A'	HSBC	(1,526)	(14,402)	SITO Mobile Ltd	Bank of America	—
5,805	Shutterstock Inc	Morgan Stanley	(2,485)	3,474	SilverCrest Asset Management Group Inc 'A'	Morgan Stanley	2,846	(66,470)	SITO Mobile Ltd π	Merrill Lynch	
12,393	Shutterstock Inc	Bank of America	(34,017)	11,782	SilverCrest Asset Management Group Inc 'A'	Bank of America	2,293	(1,097)	Six Flags Entertainment Corp	Bank of America	234
1,879	Shutterstock Inc	Merrill Lynch		10,185	SilverCrest Asset Management Group Inc 'A'	Barclays Bank	—	(5,440)	Six Flags Entertainment Corp	Merrill Lynch	
13,398	Shutterstock Inc	Barclays Bank	(5,967)	8,630	SilverCrest Asset Management Group Inc 'A'	Goldman Sachs	6,722	(1,111)	Six Flags Entertainment Corp	Barclays Bank	5,766
(9,028)	Shyft Group Inc	Goldman Sachs	(85,016)	20,245	SilverCrest Asset Management Group Inc 'A'	HSBC	14,930		Six Flags Entertainment Corp	Morgan Stanley	1,178
1,891	SI-BONE Inc	HSBC	(82,532)	8,584	SilverCrest Asset Management Group Inc 'A'	Morgan Stanley	—	7,584	Six Flags Entertainment Corp		
	SI-BONE Inc	HSBC	(15,438)	(1,530)	Simmons First National Corp 'A'	Goldman Sachs	9,786	(717)	SJW Group	Bank of America	(924)
1,387	SI-BONE Inc	Bank of America	785	8,630	Simmons First National Corp 'A'	Morgan Stanley	9,786	(5,916)	SJW Group	Merrill Lynch	
7,167	SI-BONE Inc	Merrill Lynch		22,943	Simon Property Group Inc (REIT)	HSBC	1,158	(2,518)	SJW Group	Barclays Bank	(8,249)
1,429	SI-BONE Inc	Barclays Bank	(2,254)	10,401	Simon Property Group Inc (REIT)	HSBC	(96,819)	(14,202)	SJW Group	Goldman Sachs	(579)
(73,799)	Siebert Financial Corp	Goldman Sachs	(76)		Simon Property Group Inc (REIT)	Morgan Stanley	(22,882)	(4,083)	SJW Group	HSBC	(7,318)
	Siebert Financial Corp	Goldman Sachs						3,160	Skechers USA Inc 'A'	Morgan Stanley	(4,494)
								12,051	Skechers USA Inc 'A'	Bank of America	(825)
									HSBC	Merrill Lynch	16

ブラックロック・ストラテジック・ファンズ ブラックロック・アメリカズ・ダイバーシファイド・エクイティ・アブソルート・リターン・ファンド

保有高	銘柄	取引相手	未実現評価増益/(損) (米ドル)	保有高	銘柄	取引相手	未実現評価増益/(損) (米ドル)	保有高	銘柄	取引相手	未実現評価増益/(損) (米ドル)
4,769	Skechers USA Inc 'A'	Morgan Stanley	(95)	1,391	Smartsheet Inc 'A'	Barclays Bank	1,822	(5,893)	Sonida Senior Living Inc	Bank of America	(4,891)
(158,559)	Skillssoft Corp	Goldman Sachs	(22,198)	537	Smartsheet Inc 'A'	HSBC	4,720		Merrill Lynch	Merrill Lynch	
41,250	Skillz Inc	Bank of America	(2,788)	1,597	Smartsheet Inc 'A'	Morgan Stanley	2,092	(406)	Sonoco Products Co	Bank of America	(300)
		Merrill Lynch		(125,050)	Smith Micro Software Inc	Barclays Bank	5,002		Merrill Lynch	Merrill Lynch	
133,800	Skillz Inc	Barclays Bank	(7,506)	(40,607)	Smith Micro Software Inc	Goldman Sachs	—	(3,016)	Sonoco Products Co	Barclays Bank	717
(80,046)	Skillz Inc	Barclays Bank	4,491	(41,062)	Smith Micro Software Inc	HSBC	3,696	(10,103)	Sonoco Products Co	HSBC	(2,923)
16,940	Skillz Inc	Goldman Sachs	(1,145)	(3,069)	Snap Inc 'A'	Barclays Bank	(675)	(11,681)	Sonoco Products Co	Morgan Stanley	4,966
42,173	Skillz Inc	HSBC	(5,158)	34,782	Snap Inc 'A'	HSBC	54,260	(15,650)	Sonos Inc	Bank of America	4,249
17,608	Skillz Inc	Morgan Stanley	(988)	79,296	Snap Inc 'A'	Morgan Stanley	17,445		Merrill Lynch	Merrill Lynch	
4,741	Sky Harbour Group Corp	Bank of America	(1,517)	(9,970)	Snap Inc 'A'	Morgan Stanley	(2,193)	(26,206)	Sonos Inc	Barclays Bank	(3,973)
		Merrill Lynch		(26,113)	Snap One Holdings Corp	Goldman Sachs	28,985	(9,091)	Sonos Inc	Goldman Sachs	3,545
2,111	Sky Harbour Group Corp	Barclays Bank	(701)	(3,611)	Snap One Holdings Corp	HSBC	2,600	(16,913)	Sonos Inc	HSBC	112,133
2,541	Sky Harbour Group Corp	Goldman Sachs	(813)	(26,682)	Snap One Holdings Corp	Morgan Stanley	12,274	(5,549)	Sonos Inc	Morgan Stanley	(1,709)
2,113	Sky Harbour Group Corp	Morgan Stanley	(702)	15,712	Snap-on Inc	Barclays Bank	(131,509)	(6,170)	Sotera Health Co	Bank of America	7,836
(166)	Skyline Champion Corp	Bank of America	2,004	9,473	Snap-on Inc	Goldman Sachs	(45,849)		Merrill Lynch	Merrill Lynch	
		Merrill Lynch		595	Snap-on Inc	Morgan Stanley	(4,980)	(11,244)	Sotera Health Co	Barclays Bank	6,746
665	Skyline Champion Corp	Bank of America	(8,027)	(5,111)	Snowflake Inc 'A'	Barclays Bank	66,289	(42,184)	Sotera Health Co	Goldman Sachs	53,574
		Merrill Lynch		(588)	Snowflake Inc 'A'	Goldman Sachs	3,851	(2,719)	SoundThinking Inc	Barclays Bank	54
(3,736)	Skyline Champion Corp	Barclays Bank	36,613	(999)	Snowflake Inc 'A'	Morgan Stanley	12,957	(1,879)	SoundThinking Inc	Goldman Sachs	(6,558)
773	Skyline Champion Corp	Goldman Sachs	(9,330)	(31,919)	Societal CDMO Inc	Bank of America	(2,873)	(9,482)	SoundThinking Inc	HSBC	39,824
(2,456)	Skyline Champion Corp	HSBC	42,538	(41,295)	Societal CDMO Inc	Barclays Bank	(1,239)	(2,565)	SoundThinking Inc	Morgan Stanley	51
3,282	Skyline Champion Corp	HSBC	(56,844)	(45,995)	Societal CDMO Inc	Goldman Sachs	(4,140)	1,421	South Plains Financial Inc	Bank of America	2,132
(3,778)	Skyline Champion Corp	Morgan Stanley	37,025	(3,123)	Societal CDMO Inc	HSBC	(156)	55,658	South Plains Financial Inc	Barclays Bank	28,942
(4,496)	Skyward Specialty Insurance Group Inc	Barclays Bank	1,034	(7,345)	Societal CDMO Inc	Morgan Stanley	(220)	4,077	South Plains Financial Inc	Goldman Sachs	6,116
11,267	SkyWest Inc	Barclays Bank	19,041	(3,634)	Sofi Technologies Inc	Bank of America	(7,086)	6,383	South Plains Financial Inc	HSBC	10,404
3,327	SkyWest Inc	HSBC	9,482	(37,755)	Sofi Technologies Inc	Merrill Lynch		18,263	South Plains Financial Inc	Morgan Stanley	9,497
11,937	SkyWest Inc	Morgan Stanley	20,174	(67,075)	Sofi Technologies Inc	Barclays Bank	(55,122)	(24,859)	Southern Co	Bank of America	70,863
(6,246)	Skyworks Solutions Inc	Bank of America	(30,043)	(153,304)	Sofi Technologies Inc	HSBC	(83,844)	(74,623)	Southern Co	Merrill Lynch	
		Merrill Lynch		(2,853)	SolarEdge Technologies Inc	Morgan Stanley	(223,824)	(34,259)	Southern Co	Barclays Bank	106,711
(34,831)	Skyworks Solutions Inc	Barclays Bank	(62,696)	(401)	SolarEdge Technologies Inc	Barclays Bank	31,840	(172,190)	Southern Co	Goldman Sachs	99,037
(9,617)	Skyworks Solutions Inc	Goldman Sachs	(46,258)	30,073	Solaris Oilfield Infrastructure Inc 'A'	Bank of America	(5,112)	(20,192)	Southern Co	HSBC	869,559
(8,224)	Skyworks Solutions Inc	Morgan Stanley	(14,803)	28,255	Solaris Oilfield Infrastructure Inc 'A'	Merrill Lynch		(2,220)	Southern Copper Corp	Morgan Stanley	28,875
1,046	SL Green Realty Corp (REIT)	Bank of America	962	2,741	Solaris Oilfield Infrastructure Inc 'A'	Barclays Bank	(15,540)	1,033	Southern Copper Corp	Goldman Sachs	14,008
(1,182)	SL Green Realty Corp (REIT)	Merrill Lynch	(1,087)	8,451	Solaris Oilfield Infrastructure Inc 'A'	Goldman Sachs	(466)	2,662	Southern First Bancshares Inc	Morgan Stanley	(1,073)
(9,469)	SL Green Realty Corp (REIT)	Barclays Bank	4,450	15,727	Solaris Oilfield Infrastructure Inc 'A'	HSBC	(930)	14,925	Southern First Bancshares Inc	Merrill Lynch	2,822
13,045	SL Green Realty Corp (REIT)	Goldman Sachs	12,001	(45,231)	SolarWinds Corp	Morgan Stanley	(8,650)	18,078	Southern First Bancshares Inc	Barclays Bank	766
11,878	SL Green Realty Corp (REIT)	Morgan Stanley	(5,583)	(2,093)	Soleno Therapeutics Inc	Barclays Bank	4,071	3,514	Southern First Bancshares Inc	Goldman Sachs	17,277
(17,009)	SL Green Realty Corp (REIT)	Morgan Stanley	7,994	(7,562)	Soleno Therapeutics Inc	Merrill Lynch	(2,135)	11,120	Southern First Bancshares Inc	HSBC	5,412
(1,310)	Sleep Number Corp	Bank of America	3,668	4,417	Solid Biosciences Inc	Barclays Bank	302	8,896	Southern First Bancshares Inc	Morgan Stanley	568
		Merrill Lynch		5,803	Solid Biosciences Inc	Barclays Bank	640	8,962	Southern Missouri Bancorp Inc	Barclays Bank	2,491
(3,229)	Sleep Number Corp	Goldman Sachs	9,041	2,700	Solid Biosciences Inc	Goldman Sachs	(203)	5,702	Southern Missouri Bancorp Inc	Goldman Sachs	25,146
(37,826)	SLM Corp	Barclays Bank	(12,104)	3,066	Solid Biosciences Inc	HSBC	2,174	485	Southern Missouri Bancorp Inc	HSBC	2,318
(33,604)	SLM Corp	Goldman Sachs	(13,106)	(22,170)	Solid Power Inc	Morgan Stanley	445	(7,545)	Southern States Bancshares Inc	Goldman Sachs	151
(11,648)	SLM Corp	HSBC	(10,716)	(40,330)	Solid Power Inc	HSBC	222	(8,868)	Southside Bancshares Inc	Bank of America	(266)
(5,441)	SLM Corp	Morgan Stanley	(1,741)	(28,961)	Solo Brands Inc 'A'	Morgan Stanley	29,540	(7,565)	Southside Bancshares Inc	Merrill Lynch	
11,220	SM Energy Co	Bank of America	(4,376)	9,437	SomaLogic Inc	Bank of America	(1,793)	(25,236)	Southside Bancshares Inc	Barclays Bank	7,792
		Merrill Lynch		25,400	SomaLogic Inc	Merrill Lynch		(10,835)	Southside Bancshares Inc	Goldman Sachs	(757)
55,925	SM Energy Co	Barclays Bank	(111,850)	33,762	SomaLogic Inc	Barclays Bank	(9,398)	(8,933)	Southside Bancshares Inc	HSBC	4,767
14,350	SM Energy Co	Goldman Sachs	(5,596)	48,462	SomaLogic Inc	Goldman Sachs	(6,415)	(8,933)	Southside Bancshares Inc	Morgan Stanley	9,201
41,597	SM Energy Co	HSBC	(10,815)	(15,802)	Sonder Holdings Inc	HSBC	1,454	(3,580)	SouthState Corp	Bank of America	(4,291)
45,653	SM Energy Co	Morgan Stanley	(91,306)	(21,911)	Sonder Holdings Inc	HSBC	(2,648)	(63,814)	SouthState Corp	Merrill Lynch	
2,919	SmartFinancial Inc	Bank of America	5,371	4,763	Sonic Automotive Inc 'A'	Morgan Stanley	(206)	(18,797)	SouthState Corp	Barclays Bank	86,243
		Merrill Lynch		25,400	SomaLogic Inc	Barclays Bank	(9,398)	(17,916)	SouthState Corp	HSBC	(5,308)
12,913	SmartFinancial Inc	Barclays Bank	129	33,762	SomaLogic Inc	Goldman Sachs	(6,415)		SouthState Corp	Morgan Stanley	24,758
53,818	SmartFinancial Inc	Goldman Sachs	99,025	48,462	SomaLogic Inc	HSBC	1,454				
5,483	SmartFinancial Inc	HSBC	(8,334)	(15,802)	Sonder Holdings Inc	HSBC	(2,648)				
4,380	SmartFinancial Inc	Morgan Stanley	44	(21,911)	Sonder Holdings Inc	Morgan Stanley	(206)				
(156,565)	SmartRent Inc	Morgan Stanley	(4,697)	4,763	Sonic Automotive Inc 'A'	Bank of America	5,049				

ブラックロック・ストラテジック・ファンズ ブラックロック・アメリカズ・ダイバーシファイド・エクイティ・アブソルート・リターン・ファンド

保有高	銘柄	取引相手	未実現評価増益/(損) (米ドル)	保有高	銘柄	取引相手	未実現評価増益/(損) (米ドル)	保有高	銘柄	取引相手	未実現評価増益/(損) (米ドル)
(1,652)	Southwest Airlines Co	Bank of America Merrill Lynch	(1,404)	(106,049)	Spirit Realty Capital Inc (REIT)	Barclays Bank	34,996	(27,380)	SSR Mining Inc	Morgan Stanley	(36,963)
(2,376)	Southwest Airlines Co	Barclays Bank	(1,378)	(23,205)	Spirit Realty Capital Inc (REIT)	Goldman Sachs	(9,050)	(16,081)	St Joe Co	Barclays Bank	(19,297)
(11,376)	Southwest Airlines Co	Morgan Stanley	(6,598)	(11,554)	Spirit Realty Capital Inc (REIT)	HSBC	1,271	(22,284)	St Joe Co	Goldman Sachs	(85,125)
(11,348)	Southwest Gas Holdings Inc	Bank of America Merrill Lynch	(21,709)	(9,024)	Spirit Realty Capital Inc (REIT)	Morgan Stanley	2,123	(8,137)	St Joe Co	HSBC	(38,488)
(20,688)	Southwest Gas Holdings Inc	Barclays Bank	(18,387)	(13,439)	Spok Holdings Inc	Bank of America Merrill Lynch	19,621	1,603	STAAR Surgical Co	Bank of America Merrill Lynch	(7,452)
(8,901)	Southwest Gas Holdings Inc	Goldman Sachs	(27,504)	(5,817)	Spok Holdings Inc	Barclays Bank	9,016	(2,837)	STAAR Surgical Co	Barclays Bank	18,497
(4,504)	Southwest Gas Holdings Inc	HSBC	(9,511)	(13,359)	Spok Holdings Inc	Morgan Stanley	20,706	606	STAAR Surgical Co	Goldman Sachs	(59)
(13,854)	Southwest Gas Holdings Inc	Morgan Stanley	(10,146)	16,473	Sportsman's Warehouse Holdings Inc	Bank of America Merrill Lynch	(24,710)	(906)	STAAR Surgical Co	HSBC	8,806
28,350	Southwestern Energy Co	Bank of America Merrill Lynch	(11,057)	18,215	Sportsman's Warehouse Holdings Inc	Barclays Bank	(20,947)	2,768	STAAR Surgical Co	Morgan Stanley	(16,619)
20,944	Southwestern Energy Co	Barclays Bank	(10,472)	21,114	Sportsman's Warehouse Holdings Inc	HSBC	(30,404)	(56,817)	STAG Industrial Inc (REIT)	Bank of America Merrill Lynch	9,659
8,714	Southwestern Energy Co	HSBC	87	3,225	Spotify Technology SA	Bank of America Merrill Lynch	7,193	(155,569)	STAG Industrial Inc (REIT)	Barclays Bank	(7,779)
21,287	Southwestern Energy Co	Morgan Stanley	(10,644)	1,312	Spotify Technology SA	Barclays Bank	(1,613)	(33,828)	STAG Industrial Inc (REIT)	Goldman Sachs	5,751
2,296	Sovos Brands Inc	Bank of America Merrill Lynch	115	1,560	Spotify Technology SA	Goldman Sachs	5,091	(88,136)	STAG Industrial Inc (REIT)	HSBC	58,337
29,424	Sovos Brands Inc	Barclays Bank	37,663	378	Spotify Technology SA	Morgan Stanley	(189)	(18,793)	STAG Industrial Inc (REIT)	Morgan Stanley	(940)
20,057	Sovos Brands Inc	Goldman Sachs	1,003	(6,279)	SpringWorks Therapeutics Inc	Morgan Stanley	(1,300)	(6,649)	Stagwell Inc	Bank of America Merrill Lynch	(4,654)
12,467	Sovos Brands Inc	HSBC	3,300	2,075	Sprout Social Inc 'A'	Barclays Bank	(6,152)	(9,380)	Stagwell Inc	Barclays Bank	(469)
24,253	Sovos Brands Inc	Morgan Stanley	30,803	6,010	Sprout Social Inc 'A'	HSBC	17,459	(5,930)	Stagwell Inc	HSBC	(2,609)
(14,626)	SP Plus Corp	Bank of America Merrill Lynch	(15,942)	1,843	Sprout Social Inc 'A'	Morgan Stanley	(5,464)	(9,174)	Stagwell Inc	Morgan Stanley	(459)
(8,000)	SP Plus Corp	Barclays Bank	1,600	(6,072)	Sprouts Farmers Market Inc	Barclays Bank	4,615	12,578	Standard Motor Products Inc	Bank of America Merrill Lynch	(10,062)
(10,418)	SP Plus Corp	Goldman Sachs	(11,356)	(1,598)	SPS Commerce Inc	Bank of America Merrill Lynch	(3,499)	4,501	Standard Motor Products Inc	Barclays Bank	(9,497)
(5,720)	SP Plus Corp	HSBC	(13,099)	(2,770)	SPS Commerce Inc	Barclays Bank	14,072	(15,439)	Standard Motor Products Inc	Goldman Sachs	(12,688)
(5,397)	SP Plus Corp	Morgan Stanley	1,079	(3,533)	SPS Commerce Inc	Goldman Sachs	(7,737)	(2,248)	Standard Motor Products Inc	HSBC	(1,528)
10,517	SpartanNash Co	Bank of America Merrill Lynch	(1,113)	(4,130)	SPS Commerce Inc	HSBC	(20,774)	(7,404)	Standard Motor Products Inc	Morgan Stanley	(21,212)
23,988	SpartanNash Co	Barclays Bank	(19,670)	(927)	SPS Commerce Inc	Morgan Stanley	4,709	(10,305)	Standard Motor Products Inc	Barclays Bank	8,763
11,310	SpartanNash Co	Goldman Sachs	(1,143)	20,999	SPX Technologies Inc	Barclays Bank	(32,443)	(17,219)	Stanley Black & Decker Inc	Goldman Sachs	(3,642)
10,459	SpartanNash Co	HSBC	(6,275)	2,165	SPX Technologies Inc	HSBC	10,078	(2,518)	Stanley Black & Decker Inc	Goldman Sachs	(3,642)
2,630	SpartanNash Co	Morgan Stanley	(2,157)	1,868	Squarespace Inc 'A'	Bank of America Merrill Lynch	1,793	(2,248)	Standex International Corp	Goldman Sachs	(3,642)
(7,623)	Spectrum Brands Holdings Inc	Bank of America Merrill Lynch	6,632	9,016	Squarespace Inc 'A'	Barclays Bank	(3,697)	(7,404)	Standex International Corp	HSBC	(39,611)
(12,282)	Spectrum Brands Holdings Inc	Barclays Bank	4,667	1,794	SQZ Biotechnologies Co	Barclays Bank	4	(10,305)	Standex International Corp	HSBC	(39,611)
(1,410)	Spectrum Brands Holdings Inc	Goldman Sachs	1,227	14,396	SQZ Biotechnologies Co	Goldman Sachs	(1,015)	(10,305)	Stanley Black & Decker Inc	Bank of America Merrill Lynch	24,011
(4,807)	Spectrum Brands Holdings Inc	HSBC	5,384	(79,953)	SS&C Technologies Holdings Inc	Barclays Bank	156,769	(17,219)	Stanley Black & Decker Inc	Bank of America Merrill Lynch	40,120
(4,999)	Spectrum Brands Holdings Inc	Morgan Stanley	1,900	(40,488)	SS&C Technologies Holdings Inc	Goldman Sachs	45,347	(13,165)	Stanley Black & Decker Inc	Bank of America Merrill Lynch	65,693
(6,026)	Sphere Entertainment Co	Barclays Bank	5,182	(61,104)	SS&C Technologies Holdings Inc	HSBC	99,599	(3,549)	Star Group LP	Bank of America Merrill Lynch	603
(2,380)	Sphere Entertainment Co	Goldman Sachs	(4,546)	(55,480)	SS&C Technologies Holdings Inc	Morgan Stanley	108,098	(6,380)	Star Group LP	Barclays Bank	428
(1,704)	Sphere Entertainment Co	HSBC	12,524	220	SSR Mining Inc	Barclays Bank	(297)	(2,325)	Star Group LP	Goldman Sachs	1,085
(130,025)	Spire Global Inc	Morgan Stanley	(3,927)	38,632	SSR Mining Inc	Goldman Sachs	(75,332)	(30,215)	Star Group LP	HSBC	1,465
14,392	Spire Inc	Bank of America Merrill Lynch	(45,047)	7,636	SSR Mining Inc	HSBC	(19,396)	(30,215)	Star Group LP	Morgan Stanley	2,417
46,945	Spire Inc	Barclays Bank	(140,365)	(17,317)	Spirit AeroSystems Holdings Inc 'A'	Goldman Sachs	(26,668)	(9,120)	Star Holdings	Barclays Bank	5,290
27,679	Spire Inc	Goldman Sachs	(86,156)	(17,317)	Spirit AeroSystems Holdings Inc 'A'	Goldman Sachs	(26,668)	(9,099)	Star Holdings	HSBC	7,825
32,183	Spire Inc	HSBC	(106,427)	(17,317)	Spirit AeroSystems Holdings Inc 'A'	Goldman Sachs	(26,668)	2,183	Starbucks Corp	Goldman Sachs	(5,067)
18,825	Spire Inc	Morgan Stanley	(50,163)	(17,317)	Spirit AeroSystems Holdings Inc 'A'	Goldman Sachs	(26,668)	6,215	Starbucks Corp	HSBC	(15,406)
(16,441)	Spirit AeroSystems Holdings Inc 'A'	Barclays Bank	15,126	(17,317)	Spirit AeroSystems Holdings Inc 'A'	Goldman Sachs	(26,668)	5,239	StarTek Inc	Bank of America Merrill Lynch	(1,257)
(17,317)	Spirit AeroSystems Holdings Inc 'A'	Goldman Sachs	(26,668)	(17,317)	Spirit AeroSystems Holdings Inc 'A'	Goldman Sachs	(26,668)	12,530	StarTek Inc	Barclays Bank	(752)
				(17,317)	Spirit AeroSystems Holdings Inc 'A'	Goldman Sachs	(26,668)	10,982	StarTek Inc	Goldman Sachs	(2,636)
				(17,317)	Spirit AeroSystems Holdings Inc 'A'	Goldman Sachs	(26,668)	1,797	StarTek Inc	HSBC	(270)
				(17,317)	Spirit AeroSystems Holdings Inc 'A'	Goldman Sachs	(26,668)	3,253	StarTek Inc	Morgan Stanley	(195)
				(17,317)	Spirit AeroSystems Holdings Inc 'A'	Goldman Sachs	(26,668)	(34,481)	Starwood Property Trust Inc (REIT)	Bank of America Merrill Lynch	(34,825)

ブラックロック・ストラテジック・ファンズ ブラックロック・アメリカズ・ダイバーシファイド・エクイティ・アブソルート・リターン・ファンド

保有高	銘柄	取引相手	未実現評価増益/(損) (米ドル)	保有高	銘柄	取引相手	未実現評価増益/(損) (米ドル)	保有高	銘柄	取引相手	未実現評価増益/(損) (米ドル)
(104,364)	Starwood Property Trust Inc (REIT)	Barclays Bank	(18,795)	(4,133)	Steven Madden Ltd	Bank of America Merrill Lynch	6,447	780	Structure Therapeutics Inc ADR	HSBC	6,312
(66,023)	Starwood Property Trust Inc (REIT)	Goldman Sachs	(66,683)	(2,724)	Steven Madden Ltd	Barclays Bank	54	2,740	Stryker Corp	Bank of America Merrill Lynch	(32,644)
(60,244)	Starwood Property Trust Inc (REIT)	HSBC	(48,195)	(35,195)	Steven Madden Ltd	HSBC	57,368	954	Stryker Corp	Barclays Bank	(15,493)
(91,943)	Starwood Property Trust Inc (REIT)	Morgan Stanley	(15,631)	(1,583)	Stewart Information Services Corp	Bank of America Merrill Lynch	(1,980)	2,382	Stryker Corp	Goldman Sachs	(43,397)
(5,926)	State Street Corp	Bank of America Merrill Lynch	(2,844)	(1,956)	Stewart Information Services Corp	Barclays Bank	(4,078)	1,504	Stryker Corp	HSBC	(8,155)
(3,108)	State Street Corp	Barclays Bank	62	(1,542)	Stewart Information Services Corp	HSBC	(5,107)	2,824	Stryker Corp	Morgan Stanley	(9,673)
(12,850)	State Street Corp	Goldman Sachs	(6,168)	(2,488)	Stewart Information Services Corp	Morgan Stanley	(6,344)	5,359	Summit Financial Group Inc	Bank of America Merrill Lynch	8,574
(9,471)	State Street Corp	HSBC	287	(2,488)	Stewart Information Services Corp	Barclays Bank	(28,430)	16,443	Summit Financial Group Inc	Barclays Bank	(658)
(9,696)	State Street Corp	Morgan Stanley	194	9,352	Stifel Financial Corp	Barclays Bank	(28,430)	16,096	Summit Financial Group Inc	Goldman Sachs	25,754
2,228	Steel Dynamics Inc	Bank of America Merrill Lynch	(10,359)	5,849	Stifel Financial Corp	Goldman Sachs	(7,194)	10,573	Summit Financial Group Inc	HSBC	18,291
1,325	Steel Dynamics Inc	Barclays Bank	(6,250)	17,449	Stifel Financial Corp	HSBC	(24,603)	14,176	Summit Financial Group Inc	Morgan Stanley	(567)
(3,355)	Steel Dynamics Inc	Barclays Bank	20,331	47,532	Stitch Fix Inc 'A'	Bank of America Merrill Lynch	29,945	66,772	Summit Hotel Properties Inc (REIT)	Bank of America	(20,850)
8,206	Steel Dynamics Inc	HSBC	(51,333)	41,207	Stitch Fix Inc 'A'	Barclays Bank	16,895	37,121	Summit Hotel Properties Inc (REIT)	Barclays Bank	(7,162)
8,175	Steel Dynamics Inc	Morgan Stanley	(47,184)	25,722	Stitch Fix Inc 'A'	Goldman Sachs	16,205	30,210	Summit Hotel Properties Inc (REIT)	Goldman Sachs	(10,271)
25,599	Steelcase Inc 'A'	Bank of America Merrill Lynch	(13,781)	29,546	Stitch Fix Inc 'A'	HSBC	16,546	25,627	Summit Hotel Properties Inc (REIT)	HSBC	(6,753)
27,193	Steelcase Inc 'A'	Barclays Bank	(9,789)	13,958	Stitch Fix Inc 'A'	Morgan Stanley	5,723	17,091	Summit Hotel Properties Inc (REIT)	Morgan Stanley	(3,589)
23,743	Steelcase Inc 'A'	Goldman Sachs	(12,538)	(11,536)	Stock Yards Bancorp Inc	Barclays Bank	9,921	3,217	Summit Materials Inc 'A'	Bank of America Merrill Lynch	(2,252)
29,131	Steelcase Inc 'A'	HSBC	(38,161)	(13,181)	Stock Yards Bancorp Inc	Goldman Sachs	(12,390)	14,951	Summit Materials Inc 'A'	Barclays Bank	(13,423)
17,573	Steelcase Inc 'A'	Morgan Stanley	(6,247)	(12,399)	Stock Yards Bancorp Inc	HSBC	14,507	16,377	Summit Materials Inc 'A'	Goldman Sachs	(11,464)
(29,444)	Stellar Bancorp Inc	Barclays Bank	28,266	9,933	Stoke Therapeutics Inc	Barclays Bank	(5,364)	15,435	Summit Materials Inc 'A'	HSBC	12,833
(5,997)	Stellar Bancorp Inc	Goldman Sachs	(6,597)	4,293	Stoke Therapeutics Inc	Goldman Sachs	(4,207)	10,433	Summit Materials Inc 'A'	Morgan Stanley	(9,807)
(2,361)	Stellar Bancorp Inc	HSBC	(2,337)	4,757	Stoke Therapeutics Inc	HSBC	(6,089)	2,280	Sun Communities Inc (REIT)	Bank of America Merrill Lynch	(17,009)
(1,378)	Stellar Bancorp Inc	Morgan Stanley	1,323	28,596	StoneCo Ltd 'A'	Barclays Bank	(38,318)	4,478	Sun Communities Inc (REIT)	Barclays Bank	(17,196)
(40,865)	Stem Inc	Bank of America Merrill Lynch	(31,466)	33,416	StoneCo Ltd 'A'	Goldman Sachs	(55,136)	2,481	Sun Communities Inc (REIT)	Goldman Sachs	(18,508)
(66,265)	Stem Inc	Barclays Bank	(62,952)	33,538	StoneCo Ltd 'A'	HSBC	(45,612)	171	Sun Communities Inc (REIT)	Morgan Stanley	(657)
(55,153)	Stem Inc	Goldman Sachs	(42,468)	3,891	StoneCo Ltd 'A'	Morgan Stanley	(5,214)	(4,876)	Sun Country Airlines Holdings Inc	Barclays Bank	(6,412)
(12,698)	Stem Inc	HSBC	(14,222)	895	Stonering Inc	Bank of America Merrill Lynch	1,307	(9,704)	Sun Country Airlines Holdings Inc	Goldman Sachs	(6,259)
(18,128)	Stem Inc	Morgan Stanley	(17,222)	5,306	Stonering Inc	Barclays Bank	637	35,171	SunCoke Energy Inc	Barclays Bank	(27,082)
8,997	Stepan Co	Barclays Bank	(6,028)	9,942	Stonering Inc	Goldman Sachs	14,515	41,420	SunCoke Energy Inc	HSBC	(40,177)
15,146	StepStone Group Inc 'A'	Bank of America Merrill Lynch	(9,088)	6,977	Stonering Inc	HSBC	(70)	(149,167)	Sunlight Financial Holdings Inc	Barclays Bank	7,563
10,346	StepStone Group Inc 'A'	Barclays Bank	(12,208)	5,182	Stonering Inc	Morgan Stanley	622	(15,595)	Sunlight Financial Holdings Inc	Goldman Sachs	33
25,404	StepStone Group Inc 'A'	HSBC	(11,432)	(1,654)	StoneX Group Inc	Bank of America Merrill Lynch	5,893	21,692	Sunlight Financial Holdings Inc	HSBC	847
17,443	StepStone Group Inc 'A'	Morgan Stanley	(20,583)	(1,041)	StoneX Group Inc	Barclays Bank	2,843	14,384	Sunnova Energy International Inc	HSBC	45,987
(2,780)	Stericycle Inc	Bank of America Merrill Lynch	2,599	(4,382)	StoneX Group Inc	HSBC	23,380	21,935	SunOpta Inc	Bank of America Merrill Lynch	(14,384)
(31,211)	Stericycle Inc	Barclays Bank	30,431	(1,134)	StoneX Group Inc	Morgan Stanley	4,479	18,157	SunOpta Inc	Barclays Bank	(16,671)
804	Stericycle Inc	Barclays Bank	(784)	(2,996)	Strategic Education Inc	Barclays Bank	3,415	29,669	SunOpta Inc	Goldman Sachs	(18,157)
(22,943)	Stericycle Inc	Goldman Sachs	21,452	(2,207)	Strategic Education Inc	Goldman Sachs	5,915	30,204	SunOpta Inc	HSBC	(40,103)
519	Stericycle Inc	Morgan Stanley	(506)	(853)	Strategic Education Inc	HSBC	4,299	(14,826)	SunPower Corp	Morgan Stanley	(22,955)
145	STERIS Plc	Bank of America Merrill Lynch	(1,879)	620	Strattec Security Corp	Bank of America Merrill Lynch	657			Bank of America Merrill Lynch	2,965
(4,995)	STERIS Plc	Barclays Bank	45,205	1,531	Strattec Security Corp	Barclays Bank	(1,975)				
(1,855)	STERIS Plc	Goldman Sachs	24,041	2,204	Strattec Security Corp	HSBC	(551)				
(904)	STERIS Plc	HSBC	(8,037)	(20,817)	Stratus Properties Inc	Bank of America Merrill Lynch	(23,107)				
(39,980)	Sterling Bancorp Inc	Bank of America Merrill Lynch	(12,394)	(6,172)	Stratus Properties Inc	Goldman Sachs	(6,851)				
(32,716)	Sterling Bancorp Inc	Barclays Bank	4,580	(5,636)	Stratus Properties Inc	Morgan Stanley	(8,003)				
(52,065)	Sterling Bancorp Inc	Goldman Sachs	(16,140)	(3,125)	Stride Inc	Bank of America Merrill Lynch	5,750				
(17,925)	Sterling Bancorp Inc	HSBC	(5,557)	(4,824)	Stride Inc	Morgan Stanley	6,078				
(37,456)	Sterling Bancorp Inc	Morgan Stanley	5,244	7,001	Stronghold Digital Mining Inc 'A'	Barclays Bank	(1,890)				
(14,992)	Sterling Check Corp	Barclays Bank	(3,748)		Structure Therapeutics Inc ADR	Bank of America Merrill Lynch	4,769				
(3,738)	Sterling Check Corp	Morgan Stanley	(935)		Structure Therapeutics Inc ADR	Barclays Bank	6,398				
16,460	Sterling Infrastructure Inc	Barclays Bank	46,911		Structure Therapeutics Inc ADR	Goldman Sachs	10,306				
13,356	Sterling Infrastructure Inc	Goldman Sachs	53,424		Structure Therapeutics Inc ADR	HSBC					

ブラックロック・ストラテジック・ファンズ ブラックロック・アメリカズ・ダイバーシファイド・エクイティ・アブソルート・リターン・ファンド

保有高	銘柄	取引相手	未実現評価増益/(損) (米ドル)	保有高	銘柄	取引相手	未実現評価増益/(損) (米ドル)	保有高	銘柄	取引相手	未実現評価増益/(損) (米ドル)
1,135	SunPower Corp	Bank of America Merrill Lynch	(227)	(11,534)	SWK Holdings Corp	Barclays Bank	5,882	4,049	Talaris Therapeutics Inc	Bank of America Merrill Lynch	(162)
(7,661)	SunPower Corp	Barclays Bank	(4,060)	(8,304)	SWK Holdings Corp	Goldman Sachs	(2,906)	7,045	Talaris Therapeutics Inc	Barclays Bank	(1,339)
17,482	SunPower Corp	Barclays Bank	9,265	(3,590)	SWK Holdings Corp	Morgan Stanley	1,831	8,574	Talaris Therapeutics Inc	Goldman Sachs	(343)
(7,765)	SunPower Corp	Goldman Sachs	1,553	(1,769)	Sylvamo Corp	Bank of America Merrill Lynch	3,450	4,562	Talaris Therapeutics Inc	Morgan Stanley	(867)
(4,612)	SunPower Corp	Morgan Stanley	(2,444)	(7,048)	Sylvamo Corp	Barclays Bank	6,484	(2,170)	Talis Biomedical Corp	Barclays Bank	(85)
12,709	SunPower Corp	Morgan Stanley	6,736	(7,099)	Sylvamo Corp	Goldman Sachs	13,843	(23,032)	Talos Energy Inc	Bank of America Merrill Lynch	(8,453)
3,585	Sunrun Inc	Goldman Sachs	6,447	(3,437)	Sylvamo Corp	HSBC	17,549	(5,534)	Talos Energy Inc	Barclays Bank	3,055
3,275	Sunrun Inc	HSBC	1,474	(615)	Sylvamo Corp	Morgan Stanley	566	(13,171)	Talos Energy Inc	Morgan Stanley	3,293
(37,332)	Sunstone Hotel Investors Inc (REIT)	Barclays Bank	13,440	6,909	Synaptics Inc	Bank of America Merrill Lynch	55,372	7,723	Tandem Diabetes Care Inc	Barclays Bank	(25,331)
(35,372)	Sunstone Hotel Investors Inc (REIT)	Goldman Sachs	9,550	5,152	Synaptics Inc	Barclays Bank	19,784	1,845	Tandem Diabetes Care Inc	HSBC	(13,062)
(52,658)	Sunstone Hotel Investors Inc (REIT)	HSBC	19,483	2,633	Synaptics Inc	Goldman Sachs	27,620	1,068	Tandem Diabetes Care Inc	Morgan Stanley	(3,503)
219	Super Micro Computer Inc	Barclays Bank	12,958	3,988	Synaptics Inc	HSBC	33,133	3,398	Tanger Factory Outlet Centers Inc (REIT)	Bank of America Merrill Lynch	3,364
(1,423)	Super Micro Computer Inc	Goldman Sachs	(122,577)	10,940	Synaptics Inc	Morgan Stanley	51,277	23,634	Tanger Factory Outlet Centers Inc (REIT)	Barclays Bank	13,708
305	Super Micro Computer Inc	HSBC	(3,087)	7,330	Synchross Technologies Inc	Barclays Bank	319	11,043	Tanger Factory Outlet Centers Inc (REIT)	Goldman Sachs	11,243
498	Super Micro Computer Inc	Morgan Stanley	2,390	2,722	Synchross Technologies Inc	Goldman Sachs	155	11,270	Tanger Factory Outlet Centers Inc (REIT)	HSBC	14,651
(518)	Super Micro Computer Inc	Morgan Stanley	(30,650)	9,713	Synchro Financial	Bank of America Merrill Lynch	26,582	1,454	Tanger Factory Outlet Centers Inc (REIT)	Morgan Stanley	843
(6,506)	Superior Group of Cos Inc	Barclays Bank	2,407	31,707	Synchro Financial	Barclays Bank	23,463	(9,982)	Tango Therapeutics Inc	Morgan Stanley	11,080
(3,423)	Superior Group of Cos Inc	Goldman Sachs	(685)	33,714	Synchro Financial	Goldman Sachs	105,188	(1,958)	Tapestry Inc	Barclays Bank	5,600
(3,069)	Superior Group of Cos Inc	HSBC	(4,265)	11,505	Synchro Financial	HSBC	42,560	8,443	Tapestry Inc	Goldman Sachs	(31,492)
(3,498)	Superior Group of Cos Inc	Morgan Stanley	1,294	11,740	Synchro Financial	Morgan Stanley	8,688	(1,156)	Tapestry Inc	Goldman Sachs	4,253
(22,177)	Superior Industries International Inc	Barclays Bank	2,218	(7,818)	Syndax Pharmaceuticals Inc	Barclays Bank	17,669	21,780	Tapestry Inc	HSBC	18,949
(18,008)	Superior Industries International Inc	Morgan Stanley	1,801	(11,916)	Syndax Pharmaceuticals Inc	Goldman Sachs	13,703	(5,981)	Tapestry Inc	HSBC	16,547
849	Supernus Pharmaceuticals Inc	Bank of America Merrill Lynch	(991)	(10,234)	Synlog Inc	Goldman Sachs	(27)	2,623	Targa Resources Corp	Bank of America Merrill Lynch	(7,817)
19,801	Supernus Pharmaceuticals Inc	Barclays Bank	(22,573)	(31,575)	Synlogic Inc	HSBC	231	7,286	Targa Resources Corp	Barclays Bank	(20,041)
9,332	Supernus Pharmaceuticals Inc	Goldman Sachs	(10,875)	1,581	Synopsys Inc	Bank of America Merrill Lynch	137,515	14,475	Targa Resources Corp	Goldman Sachs	(43,136)
18,582	Supernus Pharmaceuticals Inc	HSBC	(51,006)	1,954	Synopsys Inc	Barclays Bank	114,465	15,124	Targa Resources Corp	HSBC	(49,071)
5,253	Supernus Pharmaceuticals Inc	Morgan Stanley	(5,000)	2,626	Synopsys Inc	Goldman Sachs	228,409	19,928	Targa Resources Corp	Morgan Stanley	(62,807)
29,251	Surface Oncology Inc	Barclays Bank	(878)	493	Synopsys Inc	HSBC	43,640	3,460	Target Corp	Bank of America Merrill Lynch	(62,374)
20,756	Surface Oncology Inc	Goldman Sachs	4,458	1,194	Synopsys Inc	Morgan Stanley	69,945	825	Target Corp	Barclays Bank	(14,867)
5,112	Surface Oncology Inc	Morgan Stanley	(153)	3,372	Synovus Financial Corp	Bank of America Merrill Lynch	(1,744)	2,424	Target Corp	Goldman Sachs	(59,891)
(14,751)	Surgery Partners Inc	Bank of America Merrill Lynch	590	19,920	Synovus Financial Corp	Barclays Bank	(11,112)	1,824	Target Corp	HSBC	(12,525)
1,738	Surgery Partners Inc	Bank of America Merrill Lynch	(1,473)	(12,827)	Sysco Corp	Bank of America Merrill Lynch	59,902	1,900	Target Corp	Morgan Stanley	(17,512)
(673)	Surgery Partners Inc	HSBC	(680)	(897)	Sysco Corp	Barclays Bank	1,812	(10,190)	Target Hospitality Corp	Barclays Bank	15,744
(6,917)	Surgery Partners Inc	Morgan Stanley	14,664	(3,130)	Sysco Corp	Goldman Sachs	14,617	9,802	Tarsus Pharmaceuticals Inc	Bank of America Merrill Lynch	(5,979)
978	Surgery Partners Inc	Morgan Stanley	(2,073)	(9,853)	Sysco Corp	HSBC	62,074	8,366	Tarsus Pharmaceuticals Inc	Barclays Bank	(2,426)
(1,795)	Surmodics Inc	Barclays Bank	(233)	(9,383)	Sysco Corp	Morgan Stanley	18,954	7,615	Tarsus Pharmaceuticals Inc	Goldman Sachs	(4,645)
(3,523)	Surmodics Inc	Goldman Sachs	2,501	(1,853)	T Rowe Price Group Inc	Bank of America Merrill Lynch	(3,502)	12,724	Tarsus Pharmaceuticals Inc	HSBC	4,581
(6,547)	Surmodics Inc	HSBC	15,975	(4,343)	T Rowe Price Group Inc	Barclays Bank	(5,820)	10,099	Tarsus Pharmaceuticals Inc	Morgan Stanley	(2,929)
16,728	Sutro Biopharma Inc	Bank of America Merrill Lynch	(22,917)	(728)	T Rowe Price Group Inc	HSBC	(1,340)	49,607	Taylor Morrison Home Corp	Bank of America Merrill Lynch	(18,526)
25,530	Sutro Biopharma Inc	Barclays Bank	(20,424)	(4,396)	T Rowe Price Group Inc	Morgan Stanley	(5,890)	48,762	Taylor Morrison Home Corp	Barclays Bank	8,408
21,861	Sutro Biopharma Inc	Goldman Sachs	(29,950)	14,198	Tabula Rasa HealthCare Inc	Bank of America Merrill Lynch	(8,661)	40,880	Taylor Morrison Home Corp	Goldman Sachs	(18,789)
16,381	Sutro Biopharma Inc	HSBC	(16,053)	4,995	Tabula Rasa HealthCare Inc	Goldman Sachs	(3,047)	27,436	Taylor Morrison Home Corp	HSBC	119,277
29,519	Sutro Biopharma Inc	Morgan Stanley	(23,615)	16,587	Tactile Systems Technology Inc	Barclays Bank	(20,734)	22,597	Taylor Morrison Home Corp	Morgan Stanley	2,528
(1,959)	Sweetgreen Inc 'A'	Bank of America Merrill Lynch	196	(5,050)	Take-Two Interactive Software Inc	Barclays Bank	(2,525)	48,762	Taylor Morrison Home Corp	Barclays Bank	8,408
(6,566)	Sweetgreen Inc 'A'	Barclays Bank	1,445	(8,535)	Take-Two Interactive Software Inc	Goldman Sachs	(108,224)	40,880	Taylor Morrison Home Corp	Goldman Sachs	(18,789)
(15,329)	Sweetgreen Inc 'A'	HSBC	(3,372)	(13,209)	Take-Two Interactive Software Inc	HSBC	(159,301)	27,436	Taylor Morrison Home Corp	HSBC	119,277
(26,876)	Sweetgreen Inc 'A'	Morgan Stanley	5,913					22,597	Taylor Morrison Home Corp	Morgan Stanley	2,528
(4,220)	SWK Holdings Corp	Bank of America Merrill Lynch	(1,477)								

ブラックロック・ストラテジック・ファンズ ブラックロック・アメリカズ・ダイバーシファイド・エクイティ・アプソルート・リターン・ファンド

保有高	銘柄	取引相手	未実現評価増益/(損) (米ドル)	保有高	銘柄	取引相手	未実現評価増益/(損) (米ドル)	保有高	銘柄	取引相手	未実現評価増益/(損) (米ドル)
6,314	TCR2 Therapeutics Inc	Bank of America Merrill Lynch	(2,305)	48,687	Telephone and Data Systems Inc	Barclays Bank	(33,594)	6,526	Terex Corp	Morgan Stanley	(11,551)
33,116	TCR2 Therapeutics Inc	Barclays Bank	(7,782)	24,629	Telephone and Data Systems Inc	Goldman Sachs	(12,561)	5,724	Terns	Barclays Bank	(286)
9,957	TCR2 Therapeutics Inc	Barclays Sachs	(3,634)	6,581	Telephone and Data Systems Inc	HSBC	(4,409)	1,442	Terreno Realty Corp (REIT)	Bank of America Merrill Lynch	1,319
17,242	TCR2 Therapeutics Inc	HSBC	(6,466)	14,809	Telephone and Data Systems Inc	Morgan Stanley	(10,218)	58,779	Terreno Realty Corp (REIT)	Barclays Bank	7,054
17,794	TCR2 Therapeutics Inc	Morgan Stanley	(4,182)	(4,692)	Telesat Corp	Barclays Bank	1,877	20,887	Terreno Realty Corp (REIT)	Goldman Sachs	(10,652)
4,908	TD SYNEXX Corp	Bank of America Merrill Lynch	4,270	(9,526)	Telesat Corp	Goldman Sachs	12,860	22,466	Terreno Realty Corp (REIT)	HSBC	(11,020)
25,550	TD SYNEXX Corp	Barclays Bank	(39,858)	(4,232)	Telesat Corp	Morgan Stanley	1,693	12,301	Terreno Realty Corp (REIT)	Morgan Stanley	1,476
31,943	TD SYNEXX Corp	Goldman Sachs	27,790	485	Telesis Bio Inc	Barclays Bank	(194)	13,435	Territorial Bancorp Inc	Barclays Bank	(7,792)
20,093	TD SYNEXX Corp	HSBC	32,149	178	Telesis Bio Inc	Morgan Stanley	(71)	1,714	Territorial Bancorp Inc	Goldman Sachs	1,183
3,841	TD SYNEXX Corp	Morgan Stanley	(5,992)	(7,906)	Tellurian Inc	Bank of America Merrill Lynch	1,186	2,890	Territorial Bancorp Inc	HSBC	(751)
11,946	TE Connectivity Ltd	Bank of America Merrill Lynch	6,093	(163,298)	Tellurian Inc	Barclays Bank	35,926	12,249	Territorial Bancorp Inc	Morgan Stanley	(7,104)
8,068	TE Connectivity Ltd	Barclays Bank	(17,024)	(84,082)	Tellurian Inc	Goldman Sachs	12,612	(4,58)	Tesla Inc	Bank of America Merrill Lynch	(11,999)
2,395	TE Connectivity Ltd	Goldman Sachs	1,221	(9,640)	Telos Corp	Barclays Bank	(7,712)	(932)	Tesla Inc	Barclays Bank	(10,420)
6,420	TE Connectivity Ltd	HSBC	2,529	(9,756)	Tempur Sealy	Bank of America	24,000	(5,506)	Tesla Inc	Goldman Sachs	(185,552)
14,753	TE Connectivity Ltd	Morgan Stanley	(31,129)	(9,582)	International Inc	Merrill Lynch		(1,323)	Tesla Inc	HSBC	(37,388)
(2,351)	Team Inc	Barclays Bank	(7,688)	(27,999)	Tempur Sealy	Barclays Bank	35,559	(2,533)	Tesla Inc	HSBC	(37,388)
(2,886)	Team Inc	Goldman Sachs	(9,582)	3,784	Tempur Sealy	Barclays Bank	(4,806)	15,793	Tempur Sealy International Inc	Morgan Stanley	(28,319)
(785)	Team Inc	HSBC	(2,143)	(11,835)	Tempur Sealy	Goldman Sachs	29,114	3,187	Tetra Tech Inc	Barclays Bank	(22,023)
(2,342)	Team Inc	Morgan Stanley	(7,658)	(11,068)	Tempur Sealy	HSBC	10,293	10,813	Tetra Tech Inc	Goldman Sachs	(84,234)
1	Techmp Energies NYADR	Morgan Stanley	(1)	1,106	Tempur Sealy	Morgan Stanley	(1,405)	5,066	Tetra Tech Inc	HSBC	128
(2,250)	TechTarget Inc	Bank of America Merrill Lynch	(8,955)	(11,314)	International Inc	International Inc		6,795	Tetra Tech Inc	HSBC	(22,898)
(6,353)	TechTarget Inc	Barclays Bank	(14,104)	25,562	Tenable Holdings Inc	Barclays Bank	(5,624)	(44,191)	TETRA Technologies Inc	Barclays Bank	14,141
(7,008)	TechTarget Inc	Goldman Sachs	(27,051)	1,308	Tenable Holdings Inc	HSBC	4,434	(4,859)	Texas Capital Bancshares Inc	Barclays Bank	14,917
(3,747)	TechTarget Inc	HSBC	(11,314)	8,683	Tenable Holdings Inc	Morgan Stanley	(1,911)	(7,520)	Texas Capital Bancshares Inc	HSBC	(11,130)
(1,123)	TechTarget Inc	Morgan Stanley	(2,493)	(2,168)	Tenaya Therapeutics Inc	Bank of America	(260)	(12,448)	Texas Instruments Inc	Barclays Bank	(46,431)
10,978	Teekay Corp	Goldman Sachs	(3,952)	(3,578)	Tenaya Therapeutics Inc	Barclays Bank	1,145	(4,698)	Texas Instruments Inc	Goldman Sachs	(43,832)
57,107	Teekay Corp	Morgan Stanley	(29,125)	(2,675)	Tenaya Therapeutics Inc	Morgan Stanley	856	(3,944)	Texas Instruments Inc	HSBC	(40,899)
485	Teekay Tankers Ltd 'A'	Bank of America Merrill Lynch	(2,304)	521	Tenet Healthcare Corp	Bank of America Merrill Lynch	(314)	(3,711)	Texas Instruments Inc	Morgan Stanley	(13,842)
6,292	Teekay Tankers Ltd 'A'	Goldman Sachs	(29,887)	(10,001)	Tenet Healthcare Corp	Barclays Bank	30,704	243	Texas Pacific Land Corp	Bank of America Merrill Lynch	(18,123)
1,946	Teekay Tankers Ltd 'A'	HSBC	(2,082)	(3,872)	Tenet Healthcare Corp	Goldman Sachs	5,692	189	Texas Pacific Land Corp	Barclays Bank	(13,120)
2,325	TEGNA Inc	Goldman Sachs	(1,325)	2,008	Tennant Co	Bank of America Merrill Lynch	(9,699)	435	Texas Pacific Land Corp	HSBC	(45,101)
(3,318)	Tejon Ranch Co	Barclays Bank	630	7,602	Tennant Co	Barclays Bank	(38,238)	1,956	Texas Roadhouse Inc	Bank of America Merrill Lynch	(939)
(41,454)	Tejon Ranch Co	Goldman Sachs	3,731	224	Tennant Co	Goldman Sachs	(1,082)	7,418	Texas Roadhouse Inc	Barclays Bank	(33,232)
(11,144)	Tejon Ranch Co	HSBC	(1,114)	717	Tennant Co	HSBC	(3,492)	9,918	Texas Roadhouse Inc	HSBC	(7,282)
(13,890)	Tela Bio Inc	Bank of America Merrill Lynch	(8,473)	3,022	Tennant Co	Morgan Stanley	(13,401)	12,557	Texas Roadhouse Inc	Morgan Stanley	(57,151)
(6,207)	Tela Bio Inc	Barclays Bank	(2,979)	4,003	Teradata Corp	Bank of America Merrill Lynch	10,528	(32,838)	Textainer Group Holdings Ltd	Barclays Bank	19,703
15,093	Teladoc Health Inc	Bank of America Merrill Lynch	(21,994)	36,147	Teradata Corp	Barclays Bank	61,088	(41,637)	Textainer Group Holdings Ltd	Goldman Sachs	-
69,458	Teladoc Health Inc	Barclays Bank	(136,832)	17,656	Teradata Corp	HSBC	53,498	(16,121)	Textainer Group Holdings Ltd	HSBC	(16,121)
31,630	Teladoc Health Inc	Goldman Sachs	(64,822)	9,203	Teradata Corp	Morgan Stanley	15,553	(1,181)	Textainer Group Holdings Ltd	Morgan Stanley	709
41,027	Teladoc Health Inc	HSBC	(128,096)	4,901	Teradyne Inc	Barclays Bank	20,004	(1,488)	TFF Pharmaceuticals Inc	Bank of America Merrill Lynch	270
19,363	Teladoc Health Inc	Morgan Stanley	(36,493)	33,568	Teradyne Inc	Goldman Sachs	248,067	(14,472)	TFF Pharmaceuticals Inc	Barclays Bank	2,088
357	Teledyne Technologies Inc	Bank of America Merrill Lynch	(10,494)	12,687	Teradyne Inc	HSBC	129,281	3,763	TFS Financial Corp	Bank of America Merrill Lynch	414
(4,408)	Teledyne Technologies Inc	Barclays Bank	129,463	4,326	Teradyne Inc	Morgan Stanley	16,663	1,967	TFS Financial Corp	Barclays Bank	39
1,141	Teledyne Technologies Inc	Barclays Bank	(11,952)	(9,914)	Terawulf Inc	Morgan Stanley	1,091	(36,490)	TFS Financial Corp	Barclays Bank	(730)
(1,524)	Teledyne Technologies Inc	Goldman Sachs	35,250	2,673	Terex Corp	Bank of America Merrill Lynch	(1,898)				
378	Teledyne Technologies Inc	Goldman Sachs	(1,883)	23,322	Terex Corp	Barclays Bank	(41,280)				
(1,565)	Teledyne Technologies Inc	HSBC	34,289	830	Terex Corp	Goldman Sachs	(589)				
1,058	Teledyne Technologies Inc	HSBC	(4,258)	5,913	Terex Corp	HSBC	(4,198)				
(3,668)	Teleflex Inc	Bank of America Merrill Lynch	60,229								
(7,593)	Teleflex Inc	Barclays Bank	102,126								
(3,822)	Teleflex Inc	Goldman Sachs	62,757								
(2,251)	Teleflex Inc	HSBC	61,430								
(6,404)	Teleflex Inc	Morgan Stanley	86,134								
21,608	Telephone and Data Systems Inc	Bank of America Merrill Lynch	(11,020)								

ブラックロック・ストラテジック・ファンズ ブラックロック・アメリカズ・ダイバーシファイド・エクイティ・アブソルート・リターン・ファンド

保有高	銘柄	取引相手	未実現評価増(減) (米ドル)	保有高	銘柄	取引相手	未実現評価増(減) (米ドル)	保有高	銘柄	取引相手	未実現評価増(減) (米ドル)
(149,014)	TFS Financial Corp	Goldman Sachs	(16,392)	14,103	Thryv Holdings Inc	Bank of America	21,578	(3,726)	T-Mobile US Inc	HSBC	23,498
7,801	TFS Financial Corp	Goldman Sachs	858			Merrill Lynch		(15,484)	T-Mobile US Inc	Morgan Stanley	61,471
(156,045)	TFS Financial Corp	HSBC	54,615	3,431	Thryv Holdings Inc	Barclays Bank	(2,024)	(6,635)	Toast Inc 'A'	Goldman Sachs	(14,663)
1,698	TFS Financial Corp	HSBC	(594)	29,773	Thryv Holdings Inc	Goldman Sachs	45,553	(3,471)	Toast Inc 'A'	HSBC	(7,592)
(11,519)	TFS Financial Corp	Morgan Stanley	(230)	23,415	Thryv Holdings Inc	HSBC	58,069	5,359	Toll Brothers Inc	Bank of America	16,774
3,392	TFS Financial Corp	Morgan Stanley	68	18,448	Thryv Holdings Inc	Morgan Stanley	(10,884)			Merrill Lynch	
(1,249)	TG Therapeutics Inc	Barclays Bank	3,197	(7,354)	Tidewater Inc	Barclays Bank	21,841	4,389	Toll Brothers Inc	Barclays Bank	14,396
(14,929)	TG Therapeutics Inc	Goldman Sachs	76,586	(3,854)	Tidewater Inc	Goldman Sachs	(886)	9,023	Toll Brothers Inc	Goldman Sachs	28,242
(6,304)	TG Therapeutics Inc	HSBC	44,632	(5,020)	Tidewater Inc	HSBC	(10,743)	41,881	Toll Brothers Inc	HSBC	156,635
(1,329)	TG Therapeutics Inc	Morgan Stanley	3,402	5,026	Tile Shop Holdings Inc	Barclays Bank	251	4,383	Toll Brothers Inc	Morgan Stanley	14,376
(14,489)	Theravance	Barclays Bank	(724)	8,210	Tile Shop Holdings Inc	Goldman Sachs	3,859	(7,547)	Tompkins Financial Corp	Barclays Bank	10,188
	Biopharma Inc			(21,039)	Tilly's Inc	Bank of America	1,894	(11,543)	Tompkins Financial Corp	Goldman Sachs	(27,241)
(20,821)	Theravance	Goldman Sachs	4,997			Merrill Lynch		(15,157)	Tompkins Financial Corp	HSBC	(7,730)
	Biopharma Inc			(14,565)	Tilly's Inc	Barclays Bank	(8,011)	(21,667)	Tootsie Roll Industries Inc	Barclays Bank	(12,350)
(1,785)	Theravance	Morgan Stanley	(89)	(31,050)	Tilly's Inc	Goldman Sachs	2,795	3,575	TopBuild Corp	Bank of America	(32,139)
	Biopharma Inc			(27,775)	Tilly's Inc	HSBC	(3,889)			Merrill Lynch	
(685)	Thermo Fisher Scientific Inc	Bank of America	13,987	(26,557)	Tilly's Inc	Morgan Stanley	(14,606)	3,266	TopBuild Corp	Barclays Bank	(13,881)
(530)	Thermo Fisher Scientific Inc	Merrill Lynch		8,240	Timberland Bancorp Inc	Bank of America	5,214	2,497	TopBuild Corp	Goldman Sachs	(22,448)
(562)	Thermo Fisher Scientific Inc	HSBC	22,098	8,978	Timberland Bancorp Inc	Merrill Lynch		4,309	TopBuild Corp	HSBC	(38,221)
(770)	Thermo Fisher Scientific Inc	Morgan Stanley	19,835	3,688	Timberland Bancorp Inc	Goldman Sachs	2,424	3,491	TopBuild Corp	Morgan Stanley	(14,837)
8,665	Thermon Group Holdings Inc	Bank of America	14,211	9,443	Timberland Bancorp Inc	HSBC	8,531	4,942	Topgolf Callaway Brands Corp	Bank of America	(3,633)
15,126	Thermon Group Holdings Inc	Merrill Lynch		5,206	Timberland Bancorp Inc	Morgan Stanley	1,340	107,212	Topgolf Callaway Brands Corp	Merrill Lynch	
7,947	Thermon Group Holdings Inc	Barclays Bank	7,866	2,061	Timken Co	Bank of America	(3,359)	12,167	Topgolf Callaway Brands Corp	Goldman Sachs	(8,942)
19,114	Thermon Group Holdings Inc	Goldman Sachs	13,033	31,727	Timken Co	Merrill Lynch		14,333	Topgolf Callaway Brands Corp	HSBC	(55,041)
22,219	Thermon Group Holdings Inc	HSBC	34,214	31,684	Timken Co	Barclays Bank	(73,289)	21,855	Topgolf Callaway Brands Corp	Morgan Stanley	21,746
4,340	Theseus Pharmaceuticals Inc	Barclays Bank	(12,434)	20,997	Timken Co	Goldman Sachs	(51,645)	(18,709)	Toro Co	Bank of America	122,505
6,981	Theseus Pharmaceuticals Inc	Morgan Stanley	(20,001)	2,589	Timken Co	HSBC	(66,560)	(18,854)	Toro Co	Merrill Lynch	
(10,493)	Third Coast Bancshares Inc	Barclays Bank	(210)	(12,911)	TimkenSteel Corp	Morgan Stanley	(5,981)	(19,087)	Toro Co	Barclays Bank	131,412
501	Thor Industries Inc	Bank of America	(892)	(13,785)	TimkenSteel Corp	Bank of America	129	(11,687)	Toro Co	Goldman Sachs	126,165
(4,116)	Thor Industries Inc	Merrill Lynch		(18,822)	TimkenSteel Corp	Merrill Lynch		(26,585)	Toro Co	HSBC	76,425
1,404	Thor Industries Inc	Barclays Bank	13,459	(28,458)	TimkenSteel Corp	Barclays Bank	13,647	1,581	Towne Bank	Morgan Stanley	185,298
(5,849)	Thor Industries Inc	Barclays Bank	(4,591)	(12,308)	TimkenSteel Corp	Goldman Sachs	188	1,581	Towne Bank	Bank of America	2,751
(4,325)	Thor Industries Inc	Goldman Sachs	10,411	(3,664)	Tingo Group Inc	HSBC	17,359	37,672	Towne Bank	Merrill Lynch	
(4,325)	Thor Industries Inc	HSBC	21,106	6,292	Tingo Group Inc	Morgan Stanley	12,185	17,329	Towne Bank	Barclays Bank	1,884
434	Thor Industries Inc	HSBC	(2,118)	6,292	Tingo Group Inc	Barclays Bank	(7,768)	17,329	Towne Bank	Goldman Sachs	30,152
(4,890)	Thor Industries Inc	Bank of America	(892)	23,116	Tiptree Inc 'A' (REIT)	HSBC	(1,982)	3,155	Towne Bank	Morgan Stanley	158
6,592	Thome HealthTech Inc	Merrill Lynch		22,884	Tiptree Inc 'A' (REIT)	Barclays Bank	4,161	21,283	Townsquare Media Inc 'A'	Bank of America	(3,192)
9,605	Thome HealthTech Inc	Barclays Bank	(132)	15,583	Tiptree Inc 'A' (REIT)	Goldman Sachs	8,479	10,577	Townsquare Media Inc 'A'	Merrill Lynch	
8,728	Thome HealthTech Inc	Goldman Sachs	(2,209)	15,583	Tiptree Inc 'A' (REIT)	HSBC	8,036	31,746	Townsquare Media Inc 'A'	Barclays Bank	1,163
6,558	Thome HealthTech Inc	HSBC	(175)	7,401	Titan International Inc	Morgan Stanley	4,874	31,746	Townsquare Media Inc 'A'	Goldman Sachs	(4,762)
(2,631)	Thoughtworks Holding Inc	Morgan Stanley	(131)	4,217	Titan International Inc	Bank of America	(4,293)	5,325	Townsquare Media Inc 'A'	HSBC	(4,207)
3,246	Thoughtworks Holding Inc	Bank of America	747	1,650	Titan International Inc	Merrill Lynch		1,849	Townsquare Media Inc 'A'	Morgan Stanley	203
10,898	Thoughtworks Holding Inc	Barclays Bank	1,090	2,196	Titan International Inc	Barclays Bank	(3,289)	29,367	TPG RE Finance Trust Inc (REIT)	HSBC	21,732
8,461	Thoughtworks Holding Inc	Goldman Sachs	1,946	5,560	Titan International Inc	Goldman Sachs	(957)	(3,767)	TPI Composites Inc	Bank of America	(226)
5,906	Thoughtworks Holding Inc	HSBC	3,485	4,370	Titan International Inc	Morgan Stanley	(4,337)	(19,154)	TPI Composites Inc	Merrill Lynch	
(13,594)	ThredUp Inc 'A'	Bank of America	(605)	3,628	Titan Machinery Inc	Bank of America	(35,834)	(10,100)	Tractor Supply Co	Bank of America	202,101
(13,760)	ThredUp Inc 'A'	Merrill Lynch		3,628	Titan Machinery Inc	Barclays Bank	(35,518)			Merrill Lynch	
(10,165)	ThredUp Inc 'A'	Bank of America	(892)	12,533	Titan Machinery Inc	Goldman Sachs	(102,771)	(5,231)	Tractor Supply Co	HSBC	151,916
		Merrill Lynch		665	Titan Machinery Inc	HSBC	(4,708)	(751)	Trade Desk Inc 'A'	Bank of America	(4,341)
		Barclays Bank	1,090	1,944	Titan Machinery Inc	Morgan Stanley	(19,032)	(2,049)	Trade Desk Inc 'A'	Merrill Lynch	
		Goldman Sachs	1,946	11,165	TJX Cos Inc	Bank of America	(35,058)	(13,990)	Trade Desk Inc 'A'	Barclays Bank	(2,541)
		HSBC	3,485	43,609	TJX Cos Inc	Merrill Lynch		(14,355)	Trade Desk Inc 'A'	Goldman Sachs	(80,862)
(13,594)	ThredUp Inc 'A'	Goldman Sachs	11,759	9,430	TJX Cos Inc	Barclays Bank	(101,173)	(5,225)	Trade Desk Inc 'A'	HSBC	(73,067)
(13,760)	ThredUp Inc 'A'	HSBC	14,104	1,972	TJX Cos Inc	Goldman Sachs	(29,610)	(2,964)	Tradeweb Markets Inc 'A'	Morgan Stanley	(6,479)
(10,165)	ThredUp Inc 'A'	Morgan Stanley	7,675	(10,682)	T-Mobile US Inc	Morgan Stanley	(4,575)		Tradeweb Markets Inc 'A'	Bank of America	14,496
				(15,247)	T-Mobile US Inc	Bank of America	73,014	(557)	Tradeweb Markets Inc 'A'	Merrill Lynch	
						Merrill Lynch		(557)	Tradeweb Markets Inc 'A'	Barclays Bank	1,944
						Barclays Bank	60,531	11,534	Tradeweb Markets Inc 'A'	Goldman Sachs	(64,244)

ブラックロック・ストラテジック・ファンズ ブラックロック・アメリカズ・ダイバーシファイド・エクイティ・アブソルート・リターン・ファンド

保有高	銘柄	取引相手	未実現評価損益/(増) (米ドル)	保有高	銘柄	取引相手	未実現評価損益/(増) (米ドル)	保有高	銘柄	取引相手	未実現評価損益/(増) (米ドル)
(638)	Tradeweb Markets Inc 'A'	Goldman Sachs	3,554	(745)	TriMas Corp	Bank of America	52	(3,388)	Trupanion Inc	Morgan Stanley	4,311
(398)	Tradeweb Markets Inc 'A'	HSBC	1,838			Merrill Lynch		(8,144)	TrustCo Bank Corp NY	Barclays Bank	4,072
(1,437)	Tradeweb Markets Inc 'A'	Morgan Stanley	5,015	(25,555)	TriMas Corp	Barclays Bank	17,324	(11,842)	TrustCo Bank Corp NY	Goldman Sachs	(5,921)
(45,339)	Traeger Inc	Barclays Bank	(3,174)	(33,436)	TriMas Corp	Goldman Sachs	2,341	(5,685)	TrustCo Bank Corp NY	HSBC	(1,308)
(17,106)	Traeger Inc	HSBC	(14,882)	(31,620)	TriMas Corp	HSBC	(2,095)	(5,310)	Trustmark Corp	Bank of America	(2,363)
(70,200)	Traeger Inc	Morgan Stanley	(4,914)	(2,754)	TriMas Corp	Morgan Stanley	1,928	(16,688)	Trustmark Corp	Merrill Lynch	
2,003	Trane Technologies Plc	Bank of America	(27,561)	27,005	Trimble Inc	Goldman Sachs	(17,013)	(41,017)	Trustmark Corp	Barclays Bank	8,928
		Merrill Lynch		5,124	Trimble Inc	HSBC	(1,896)	(63,333)	Trustmark Corp	Goldman Sachs	(18,253)
7,430	Trane Technologies Plc	Barclays Bank	(50,822)	3,312	Trimble Inc	Morgan Stanley	(4,769)	(63,333)	Trustmark Corp	HSBC	16,783
13,263	Trane Technologies Plc	Goldman Sachs	(182,499)	(450)	TriNet Group Inc	Bank of America	2,223	(13,426)	Trustmark Corp	Morgan Stanley	7,183
3,548	Trane Technologies Plc	HSBC	(43,853)	(9,923)	TriNet Group Inc	Merrill Lynch		4,927	TTEC Holdings Inc	Barclays Bank	(16,308)
1,288	Trane Technologies Plc	Morgan Stanley	(8,810)	(7,739)	TriNet Group Inc	Barclays Bank	51,996	9,509	TTEC Holdings Inc	Goldman Sachs	(15,133)
(3,295)	Transcat Inc	Barclays Bank	3,295	(8,798)	TriNet Group Inc	Goldman Sachs	38,231	3,581	TTEC Holdings Inc	HSBC	(8,309)
(1,877)	Transcat Inc	Goldman Sachs	(4,111)	(3,220)	TriNet Group Inc	HSBC	20,763	4,328	TTEC Holdings Inc	Morgan Stanley	(8,651)
(132)	Transcat Inc	HSBC	(832)	10,963	Trinity Industries Inc	Morgan Stanley	16,873	(1,874)	TIM Technologies Inc	Bank of America	(1,705)
(599)	TransMedics Group Inc	Bank of America	(274)			Bank of America	2,179	(42,700)	TTM Technologies Inc	Merrill Lynch	
		Merrill Lynch		17,995	Trinity Industries Inc	Merrill Lynch		(1,441)	TTM Technologies Inc	Barclays Bank	(11,956)
(4,454)	TransMedics Group Inc	Barclays Bank	11,803	35,261	Trinity Industries Inc	Barclays Bank	(7,210)	(13,605)	TuCowis Inc 'A'	Morgan Stanley	(403)
(3,778)	TransMedics Group Inc	Goldman Sachs	12,014	(51,695)	Trinity Place Holdings Inc	Morgan Stanley	(13,059)	(47,813)	Tupperware Brands Corp	Barclays Bank	(24,761)
(1,344)	TransMedics Group Inc	HSBC	(1,129)	(2,631)	Trinity Place Holdings Inc	Bank of America	(1,546)	(18,671)	Tupperware Brands Corp	Bank of America	(11,953)
40,953	Transocean Ltd	Barclays Bank	(15,767)	(16,263)	Trinity Place Holdings Inc	Merrill Lynch		(50,656)	Tupperware Brands Corp	Merrill Lynch	
(79,571)	Transocean Ltd	Goldman Sachs	48,140	7,352	Trinseo Plc	Barclays Bank	4	(22,980)	Tupperware Brands Corp	Barclays Bank	(2,259)
24,134	Transocean Ltd	Morgan Stanley	(9,292)	4,627	Trinseo Plc	Goldman Sachs	(486)	6,911	Turning Point Brands Inc	Goldman Sachs	(12,664)
(51,569)	Transphorm Inc	Goldman Sachs	(16,502)	2,294	Trinseo Plc	Barclays Bank	(20,144)	10,886	Turning Point Brands Inc	HSBC	(4,136)
(8,439)	TransUnion	Bank of America	(25,924)	(4,638)	TripAdvisor Inc	Goldman Sachs	(10,920)	4,984	Turning Point Brands Inc	Barclays Bank	(10,505)
		Merrill Lynch		(7,500)	Triumph Financial Inc	Morgan Stanley	(6,286)	(5,116)	Turtle Beach Corp	Goldman Sachs	(2,722)
(6,049)	TransUnion	Barclays Bank	242	(5,506)	Triumph Financial Inc	Bank of America	3,896	5,116	Turtle Beach Corp	HSBC	(3,987)
(3,793)	TransUnion	Goldman Sachs	(13,864)	(7,500)	Triumph Financial Inc	Merrill Lynch		8,531	TuSimple Holdings Inc 'A'	Barclays Bank	1,637
(5,888)	TransUnion	HSBC	(16,407)	(3,750)	Triumph Financial Inc	Barclays Bank	1,406	(18,769)	TuSimple Holdings Inc 'A'	Bank of America	8,616
(6,769)	TransUnion	Morgan Stanley	271	(723)	Triumph Financial Inc	HSBC	9,250		TuSimple Holdings Inc 'A'	Merrill Lynch	
24,988	Travel + Leisure Co	Bank of America	6,497	(3,536)	Triumph Financial Inc	Bank of America	(17,014)	6,372	TuSimple Holdings Inc 'A'	Bank of America	(18,957)
		Merrill Lynch		8,501	Triumph Group Inc	Merrill Lynch		11,551	TuSimple Holdings Inc 'A'	Merrill Lynch	
88,793	Travel + Leisure Co	Barclays Bank	(1,776)	14,971	Triumph Group Inc	Barclays Bank	(15,121)	8,159	TuSimple Holdings Inc 'A'	Barclays Bank	2,613
12,889	Travel + Leisure Co	Goldman Sachs	3,351	(10,708)	Triumph Group Inc	Goldman Sachs	1,767	(40,625)	TuSimple Holdings Inc 'A'	HSBC	11,320
9,685	Travelers Cos Inc	Barclays Bank	(92,298)	7,741	Triumph Group Inc	Barclays Bank	4,258	10,758	TuSimple Holdings Inc 'A'	Morgan Stanley	3,345
18,413	Travelers Cos Inc	Goldman Sachs	(206,962)	4,190	Triumph Group Inc	Goldman Sachs	4,258	27,810	TuSimple Holdings Inc 'A'	Morgan Stanley	(13,973)
4,631	Travelers Cos Inc	HSBC	(50,941)	4,368	Triumph Group Inc	HSBC	5,447	672	Tutor Perini Corp	Barclays Bank	(5,271)
12,331	Travelers Cos Inc	Morgan Stanley	(117,515)	(35,138)	Trinon Holdings Plc	Morgan Stanley	(4,412)	27,810	Tutor Perini Corp	Goldman Sachs	6,953
9,885	Travere Therapeutics Inc	Barclays Bank	(1,087)	(32,072)	Trinon Holdings Plc	HSBC	61,767	(1,378)	Twilio Inc 'A'	Bank of America	12,615
10,993	Travere Therapeutics Inc	HSBC	1,099	(36,121)	Trinon Holdings Plc	Morgan Stanley	15,548		Twilio Inc 'A'	Merrill Lynch	
(7,859)	Treace Medical Concepts Inc	Barclays Bank	3,615	(14,264)	Trinon Holdings Plc	Morgan Stanley	1,703	(9,350)	Twilio Inc 'A'	Bank of America	(26,761)
		Goldman Sachs	(3,112)	1,225	TrueBlue Inc	Bank of America	1,703	(5,728)	Twilio Inc 'A'	Merrill Lynch	
(5,763)	Treace Medical Concepts Inc	Goldman Sachs	(3,112)	7,438	TrueBlue Inc	Barclays Bank	(4,760)	(5,921)	Twilio Inc 'A'	Barclays Bank	84,991
(3,085)	Tredegar Corp	Bank of America	926	(35,138)	Trinon Holdings Plc	Barclays Bank	38,300	(1,344)	Twilio Inc 'A'	Barclays Bank	(9,461)
		Merrill Lynch		(32,072)	Trinon Holdings Plc	Goldman Sachs	10,904	(5,728)	Twilio Inc 'A'	Morgan Stanley	(52,068)
(27,697)	Tredegar Corp	Barclays Bank	13,018	(36,121)	Trinon Holdings Plc	HSBC	61,767	(5,921)	Twin Disc Inc	Goldman Sachs	10,717
(20,944)	Tredegar Corp	Goldman Sachs	6,283	(14,264)	Trinon Holdings Plc	Morgan Stanley	15,548	(19,107)	Twin Disc Inc	HSBC	17,961
(38,718)	Tredegar Corp	HSBC	33,297	1,225	TrueBlue Inc	Bank of America	1,703	(9,208)	Twin Disc Inc	Morgan Stanley	2,118
(26,336)	Tredegar Corp	Morgan Stanley	12,378	85,355	TrueCar Inc	Merrill Lynch		11,900	Twist Bioscience Corp	Bank of America	18,088
2,250	TreeHouse Foods Inc	Barclays Bank	(4,343)			Barclays Bank	(4,760)			Merrill Lynch	
10,899	TreeHouse Foods Inc	HSBC	(69,972)			Goldman Sachs	3,867			Barclays Bank	780
(1,686)	Trex Co Inc	Bank of America	8,030			HSBC	30,707			Goldman Sachs	12,555
		Merrill Lynch				Morgan Stanley	(1,942)			HSBC	8,693
702	Trex Co Inc	Bank of America	(3,636)			Bank of America	(4,268)			Morgan Stanley	611
		Merrill Lynch				Merrill Lynch				Two Harbors Investment Corp (REIT)	(6,812)
3,327	Trex Co Inc	Barclays Bank	(14,073)			Goldman Sachs	(3,119)			Two Harbors Investment Corp (REIT)	(6,013)
(2,092)	Trex Co Inc	Goldman Sachs	10,837			Bank of America	2,394			Barclays Bank	(5,153)
4,651	Trex Co Inc	HSBC	(18,418)			Merrill Lynch				Merrill Lynch	
(1,849)	Trex Co Inc	Morgan Stanley	7,821			Barclays Bank	3,995			Goldman Sachs	(5,153)
44,985	Tri Pointe Homes Inc	Barclays Bank	(11,696)			Goldman Sachs	61,369			HSBC	(6,403)
49,022	Tri Pointe Homes Inc	Goldman Sachs	(1,961)			HSBC	75,324			Morgan Stanley	
(15,482)	TriCo Bancshares	Goldman Sachs	(24,616)			Morgan Stanley	1,643			Two Harbors Investment Corp (REIT)	(3,759)
(9,524)	TriCo Bancshares	HSBC	(22,096)			Bank of America	(4,774)			Two Harbors Investment Corp (REIT)	

ブラックロック・ストラテジック・ファンズ ブラックロック・アメリカズ・ダイバーシファイド・エクイティ・アブソルート・リターン・ファンド

保有高	銘柄	取引相手	未実現利益/損(額) (米ドル)	保有高	銘柄	取引相手	未実現利益/損(額) (米ドル)	保有高	銘柄	取引相手	未実現利益/損(額) (米ドル)
(5,035)	Tyler Technologies Inc	Bank of America Merrill Lynch	(17,723)	(21,699)	Ultralife Corp	Morgan Stanley	4,340	(1,918)	United Parcel Service Inc 'B'	HSBC	13,234
(3,271)	Tyler Technologies Inc	Barclays Bank	2,355	3,161	UMB Financial Corp	Barclays Bank	(2,940)	1,428	United Parcel Service Inc 'B'	HSBC	(5,744)
(4,313)	Tyler Technologies Inc	Goldman Sachs	(15,182)	5,889	UMB Financial Corp	Morgan Stanley	(5,477)	(909)	United Rentals Inc	Bank of America Merrill Lynch	975
(4,232)	Tyler Technologies Inc	HSBC	(42,193)	(5,987)	UMH Properties Inc (REIT)	Goldman Sachs	3,832	(1,724)	United Rentals Inc	Barclays Bank	12,544
(2,578)	Tyler Technologies Inc	Morgan Stanley	1,856	(37,804)	UMH Properties Inc (REIT)	HSBC	14,744	(830)	United Rentals Inc	Goldman Sachs	(696)
(930)	Tyson Foods Inc 'A'	Bank of America Merrill Lynch	864	12,273	Under Armour Inc 'A'	Barclays Bank	(3,866)	(1,048)	United Rentals Inc	HSBC	2,599
(2,708)	Tyson Foods Inc 'A'	Barclays Bank	(2,627)	(26,727)	Under Armour Inc 'A'	Barclays Bank	8,419	(1,983)	United Rentals Inc	Morgan Stanley	13,934
(4,737)	Tyson Foods Inc 'A'	Morgan Stanley	4,901	33,624	Under Armour Inc 'A'	HSBC	(52,958)	25,405	United Security Bancshares	Barclays Bank	9,908
5,160	Uber Technologies Inc	Bank of America Merrill Lynch	(877)	(10,070)	Under Armour Inc 'A'	HSBC	15,860	10,208	United Security Bancshares	Goldman Sachs	5,921
(5,564)	Uber Technologies Inc	Barclays Bank	6,677	(13,373)	Under Armour Inc 'A'	Morgan Stanley	4,212	12,419	United Security Bancshares	HSBC	8,321
(2,032)	Uber Technologies Inc	HSBC	1,710	(7,442)	Unifi Inc	Goldman Sachs	5,433	5,495	United Security Bancshares	Morgan Stanley	2,143
(4,130)	Ubiquiti Inc	Barclays Bank	30,810	(6,490)	UniFirst Corp	Barclays Bank	(1,641)	2,696	United States Cellular Corp	Bank of America Merrill Lynch	(1,051)
1,059	Ubiquiti Inc	HSBC	(30,023)	(1,741)	UniFirst Corp	Goldman Sachs	(10,342)	57,291	United States Cellular Corp	Barclays Bank	(33,802)
(13,666)	Udemy Inc	HSBC	(15,212)	(962)	UniFirst Corp	HSBC	(9,649)	31,129	United States Cellular Corp	Goldman Sachs	(12,141)
(15,880)	Udemy Inc	Morgan Stanley	(5,144)	(2,458)	UniFirst Corp	Morgan Stanley	(53)	9,258	United States Cellular Corp	HSBC	(13,609)
13,727	UDR Inc (REIT)	Bank of America Merrill Lynch	(25,532)	(2,465)	Union Bankshares Inc	Bank of America Merrill Lynch	(3,574)	14,870	United States Cellular Corp	Morgan Stanley	(8,774)
6,340	UDR Inc (REIT)	Goldman Sachs	(11,792)	(592)	Union Pacific Corp	Bank of America Merrill Lynch	3,266	269	United States Lime & Minerals Inc	Bank of America Merrill Lynch	2,276
3,849	UDR Inc (REIT)	HSBC	(7,236)	(3,302)	Union Pacific Corp	Barclays Bank	18,227	1,036	United States Lime & Minerals Inc	Goldman Sachs	1,827
11,254	UFP Industries Inc	Bank of America Merrill Lynch	(35,338)	(7,624)	Union Pacific Corp	Goldman Sachs	50,978	456	United States Lime & Minerals Inc	HSBC	10,082
19,068	UFP Industries Inc	Barclays Bank	(59,111)	(402)	Union Pacific Corp	HSBC	1,313	1,041	United States Lime & Minerals Inc	Morgan Stanley	(52)
9,220	UFP Industries Inc	Goldman Sachs	(28,951)	(12,237)	Union Pacific Corp	Morgan Stanley	67,548	26,541	United States Steel Corp	Bank of America Merrill Lynch	(16,190)
13,605	UFP Industries Inc	HSBC	(38,502)	18,544	Unisys Corp	Bank of America Merrill Lynch	(1,669)	7,215	United States Steel Corp	Barclays Bank	(6,277)
17,221	UFP Industries Inc	Morgan Stanley	(53,385)	39,233	Unisys Corp	Barclays Bank	(15,301)	2,485	United States Steel Corp	Goldman Sachs	(1,516)
(2,648)	UFP Technologies Inc	Barclays Bank	291	11,188	Unisys Corp	Goldman Sachs	(1,007)	28,947	United States Steel Corp	HSBC	(22,000)
(1,262)	UFP Technologies Inc	Goldman Sachs	(6,234)	3,782	Unisys Corp	Morgan Stanley	(1,475)	31,150	United States Steel Corp	Morgan Stanley	(27,101)
(776)	UFP Technologies Inc	HSBC	(9,242)	(3,893)	United Airlines Holdings Inc	Barclays Bank	(2,998)	1,209	United Therapeutics Corp	Bank of America Merrill Lynch	(4,095)
3,394	UGI Corp	Bank of America Merrill Lynch	(2,138)	(7,979)	United Airlines Holdings Inc	Goldman Sachs	(23,777)	631	United Therapeutics Corp	Barclays Bank	(6,203)
(13,376)	UGI Corp	Barclays Bank	9,631	(10,583)	United Airlines Holdings Inc	HSBC	(24,553)	217	United Therapeutics Corp	Goldman Sachs	(1,224)
4,836	UGI Corp	Barclays Bank	(3,482)	(478)	United Airlines Holdings Inc	HSBC	(368)	812	United Therapeutics Corp	HSBC	816
2,862	UGI Corp	Goldman Sachs	(1,803)	(558)	United Bankshares Inc	Bank of America Merrill Lynch	(692)	1,545	United Therapeutics Corp	Morgan Stanley	(12,762)
2,687	UGI Corp	HSBC	(6,610)	(12,851)	United Bankshares Inc	Barclays Bank	5,911	134	UnitedHealth Group Inc	Goldman Sachs	(1,108)
7,355	UGI Corp	Morgan Stanley	(5,296)	(3,148)	United Bankshares Inc	Goldman Sachs	(3,904)	933	UnitedHealth Group Inc	HSBC	(13,090)
(523)	U-Haul Holding Co	Bank of America Merrill Lynch	4,337	(682)	United Community Banks Inc	Merrill Lynch	(982)	3,560	UnitedHealth Group Inc	Morgan Stanley	(6,994)
8,644	U-Haul Holding Co	Barclays Bank	(56,100)	(8,733)	United Community Banks Inc	Goldman Sachs	(39,244)	(73,945)	Unit Group Inc (REIT)	Goldman Sachs	8,134
(13,327)	U-Haul Holding Co	Barclays Bank	116,078	3,439	United Fire Group Inc	Barclays Bank	(1,592)	(80,802)	Unit Group Inc (REIT)	HSBC	10,504
16,044	U-Haul Holding Co	Goldman Sachs	(66,102)	465	United Fire Group Inc	Goldman Sachs	(18,339)	5,900	Unitil Corp	Bank of America Merrill Lynch	(25,075)
(2,804)	U-Haul Holding Co	Goldman Sachs	11,328	6,663	United Fire Group Inc	HSBC	(18,158)	6,232	Unitil Corp	Barclays Bank	(15,144)
2,433	U-Haul Holding Co	HSBC	(11,265)	2,472	United Homes Group Inc	Goldman Sachs	(18,956)	13,939	Unitil Corp	Goldman Sachs	(59,241)
3,288	U-Haul Holding Co	Morgan Stanley	(21,339)	841	United Homes Group Inc	HSBC	2,458	8,785	Unitil Corp	HSBC	(39,620)
(3,001)	U-Haul Holding Co	Morgan Stanley	24,018	7,922	United Insurance Holdings Corp	Morgan Stanley	(2,031)	1,152	Unitil Corp	Morgan Stanley	(2,799)
25,429	UiPath Inc 'A'	Barclays Bank	7,883	(16,409)	United Natural Foods Inc	Bank of America Merrill Lynch	(1,708)	6,163	Unity Bancorp Inc	Bank of America Merrill Lynch	7,334
7,556	UiPath Inc 'A'	HSBC	26,673	(3,790)	United Natural Foods Inc	HSBC	(690)	4,869	Unity Bancorp Inc	Barclays Bank	2,386
17,346	UiPath Inc 'A'	Morgan Stanley	5,377	(7,190)	United Natural Foods Inc	Morgan Stanley	4,356	12,757	Unity Bancorp Inc	Goldman Sachs	15,181
463	Ultra Salon Cosmetics & Fragrance Inc	Barclays Bank	(30,160)	772	United Parcel Service Inc 'B'	Barclays Bank	(3,103)	2,749	Unity Bancorp Inc	HSBC	3,093
(6,813)	Ultra Clean Holdings Inc	Bank of America Merrill Lynch	(45,375)					9,480	Unity Bancorp Inc	Morgan Stanley	4,645
(12,891)	Ultra Clean Holdings Inc	Barclays Bank	(47,826)					16,910	Unity Software Inc	Bank of America Merrill Lynch	(7,156)
(3,609)	Ultra Clean Holdings Inc	HSBC	(25,155)								
(6,301)	Ultra Clean Holdings Inc	Morgan Stanley	(23,377)								
3,886	Ultragenyx Pharmaceutical Inc	Bank of America Merrill Lynch	(1,438)								
19,665	Ultragenyx Pharmaceutical Inc	Barclays Bank	(40,510)								
1,302	Ultragenyx Pharmaceutical Inc	Goldman Sachs	(482)								
24,008	Ultragenyx Pharmaceutical Inc	HSBC	38,413								

ブラックロック・ストラテジック・ファンズ ブラックロック・アメリカズ・ダイバーシファイド・エクイティ・アプソルート・リターン・ファンド

保有高	銘柄	取引相手	未実現損益(額) (米ドル)	保有高	銘柄	取引相手	未実現損益(額) (米ドル)	保有高	銘柄	取引相手	未実現損益(額) (米ドル)
7,160	Unity Software Inc	Barclays Bank	(6,516)	32,277	Univest Financial Corp	Barclays Bank	(11,620)	8,951	USANA Health Sciences Inc	Barclays Bank	(13,068)
939	Unity Software Inc	Goldman Sachs	490	56,743	Univest Financial Corp	Goldman Sachs	80,008	10,878	USANA Health Sciences Inc	Goldman Sachs	(38,182)
7,218	Unity Software Inc	HSBC	9,816	21,502	Unum Group	Goldman Sachs	(9,891)	4,828	USANA Health Sciences Inc	Morgan Stanley	(7,049)
5,783	Unity Software Inc	Morgan Stanley	(2,403)	20,893	Unum Group	HSBC	(12,745)	5,474	USCB Financial Holdings Inc	Barclays Bank	794
4,424	Univar Solutions Inc	Bank of America	623	(2,204)	Unum Group	HSBC	4,731	3,005	USCB Financial Holdings Inc	Goldman Sachs	3,200
		Merrill Lynch		(6,322)	Upbound Group Inc	Barclays Bank	8,408	1,961	USCB Financial Holdings Inc	HSBC	2,285
17,979	Univar Solutions Inc	Barclays Bank	1,978	(11,415)	Upbound Group Inc	Goldman Sachs	22,716	1,405	USCB Financial Holdings Inc	Morgan Stanley	204
3,700	Univar Solutions Inc	Goldman Sachs	629	(1,396)	Upbound Group Inc	HSBC	1,717	(2,296)	Utah Medical Products Inc	HSBC	2,652
31,326	Univar Solutions Inc	HSBC	4,663	45,331	Upland Software Inc	Bank of America	(1,360)	(3,750)	Utah Medical Products Inc	Morgan Stanley	5,044
18,717	Univar Solutions Inc	Morgan Stanley	2,059			Merrill Lynch		5,620	Utz Brands Inc	Bank of America	(3,372)
(13,994)	Universal Corp	Bank of America	14,282	32,691	Upland Software Inc	Barclays Bank	(12,749)	1,236	Utz Brands Inc	Barclays Bank	(161)
		Merrill Lynch		7,117	Upland Software Inc	Goldman Sachs	(214)	33,651	Utz Brands Inc	Goldman Sachs	(20,191)
(22,388)	Universal Corp	Barclays Bank	35,415	38,724	Upland Software Inc	HSBC	(19,749)	12,083	Utz Brands Inc	HSBC	(20,179)
(9,679)	Universal Corp	HSBC	14,345	10,855	Upland Software Inc	Morgan Stanley	(4,233)	(61,600)	UWM Holdings Corp	Barclays Bank	(12,320)
(24,376)	Universal Corp	Morgan Stanley	38,411	8,560	Upstart Holdings Inc	Barclays Bank	5,478	543	V2X Inc	Bank of America	(375)
(8,337)	Universal Display Corp	Barclays Bank	12,422	(18,100)	Upwork Inc	Goldman Sachs	4,797	3,764	V2X Inc	Merrill Lynch	(4,103)
(828)	Universal Display Corp	Goldman Sachs	(9,033)	(159,506)	Uranium Energy Corp	Morgan Stanley	42,269	12,759	V2X Inc	Goldman Sachs	(8,348)
8,622	Universal Electronics Inc	Bank of America	(2,069)	(92,629)	Urban Edge Properties (REIT)	Barclays Bank	57,430	974	V2X Inc	HSBC	(1,273)
		Merrill Lynch		(97,054)	Urban Edge Properties (REIT)	Goldman Sachs	104,818	879	V2X Inc	Morgan Stanley	(267)
15,330	Universal Electronics Inc	Barclays Bank	(18,243)			HSBC	24,315	(91,477)	VAALCO Energy Inc	Bank of America	(9,605)
11,293	Universal Electronics Inc	Goldman Sachs	(2,710)	(19,452)	Urban Edge Properties (REIT)	HSBC	5,478	(115,509)	VAALCO Energy Inc	Merrill Lynch	21,369
6,312	Universal Electronics Inc	HSBC	(3,787)	(6,763)	Urban One Inc	Goldman Sachs	5,478	(49,304)	VAALCO Energy Inc	HSBC	14,249
3,819	Universal Electronics Inc	Morgan Stanley	(4,545)	29,306	Urban Outfitters Inc	Goldman Sachs	116,638	(19,566)	VAALCO Energy Inc	Morgan Stanley	3,620
(20,360)	Universal Health Realty Income Trust (REIT)	Barclays Bank	6,108	24,419	Urban Outfitters Inc	HSBC	79,850	(20,355)	Vacasa Inc 'A'	HSBC	3,019
(25,431)	Universal Health Realty Income Trust (REIT)	Goldman Sachs	33,315	13,775	Ur-Energy Inc	Bank of America	(1,693)	(28,341)	Vacasa Inc 'A'	Morgan Stanley	238
(6,194)	Universal Health Realty Income Trust (REIT)	HSBC	5,017	21,782	Ur-Energy Inc	Barclays Bank	(2,988)	(6,638)	Vail Resorts Inc	Barclays Bank	3,120
(8,888)	Universal Health Services Inc 'B'	Goldman Sachs	76,792	105,254	Ur-Energy Inc	Goldman Sachs	(12,936)	(8,506)	Vail Resorts Inc	Goldman Sachs	23,051
567	Universal Health Services Inc 'B'	Goldman Sachs	(1,101)	25,000	Ur-Energy Inc	HSBC	(2,185)	(7,148)	Vail Resorts Inc	HSBC	(8,864)
1,185	Universal Health Services Inc 'B'	HSBC	2,266	(10,119)	Urdast Biddle Properties Inc 'A' (REIT)	Barclays Bank	8,196	(32,692)	Valaris Ltd	Barclays Bank	98,730
1,185	Universal Health Services Inc 'B'	HSBC	2,266	(33,955)	Urdast Biddle Properties Inc 'A' (REIT)	Goldman Sachs	(82,511)	(16,798)	Valaris Ltd	Goldman Sachs	28,220
296	Universal Health Services Inc 'B'	Morgan Stanley	538	7,733	US Bancorp	Bank of America	3,944	(24,954)	Valaris Ltd	HSBC	11,978
11,643	Universal Insurance Holdings Inc	Barclays Bank	(12,225)	7,089	US Bancorp	Barclays Bank	(5,317)	(1,925)	Valaris Ltd	Morgan Stanley	5,814
3,467	Universal Insurance Holdings Inc	HSBC	(5,270)	84,483	US Bancorp	Goldman Sachs	43,086	6,059	Valero Energy Corp	Barclays Bank	(29,023)
(2,042)	Universal Logistics Holdings Inc	Barclays Bank	(500)	5,936	US Bancorp	HSBC	(1,932)	3,942	Valero Energy Corp	Morgan Stanley	(18,882)
(10,938)	Universal Logistics Holdings Inc	Goldman Sachs	(16,790)	13,218	US Bancorp	Morgan Stanley	(9,914)	(4,928)	Valhi Inc	Bank of America	(912)
(14,919)	Universal Logistics Holdings Inc	HSBC	(26,332)	(4,215)	US Foods Holding Corp	Goldman Sachs	3,135	(3,753)	Valhi Inc	Merrill Lynch	2,646
(799)	Universal Logistics Holdings Inc	Morgan Stanley	(196)	(2,024)	US Foods Holding Corp	HSBC	482	(9,034)	Valhi Inc	Barclays Bank	(1,671)
507	Universal Technical Institute Inc	Bank of America	188	(9,241)	US Foods Holding Corp	Morgan Stanley	9,064	(9,432)	Valhi Inc	HSBC	12,026
12,201	Universal Technical Institute Inc	Barclays Bank	(488)	59,520	US Oncology Inc	Bank of America	(59)	(786)	Valhi Inc	Morgan Stanley	554
30,115	Universal Technical Institute Inc	Goldman Sachs	11,143	7,474	US Oncology Inc π	Barclays Bank	—	(23,482)	Valley National Bancorp	Barclays Bank	—
7,929	Universal Technical Institute Inc	HSBC	3,092	41,718	US Oncology Inc π	Goldman Sachs	(42)	(304,698)	Valley National Bancorp	Goldman Sachs	(204,148)
14,486	Universal Technical Institute Inc	Morgan Stanley	(579)	8,296	US Oncology Inc π	Morgan Stanley	—	(307,180)	Valley National Bancorp	HSBC	(110,585)
8,556	Univest Financial Corp	Bank of America	12,064	(8,989)	US Physical Therapy Inc	Barclays Bank	100,227	3,426	Valmont Industries Inc	Bank of America	(86,746)
		Merrill Lynch		12,405	US Silca Holdings Inc	Bank of America	(11,785)	8,818	Valmont Industries Inc	Merrill Lynch	(164,279)
				14,146	US Silca Holdings Inc	Barclays Bank	(21,502)	5,186	Valmont Industries Inc	Goldman Sachs	(131,309)
				13,792	US Silca Holdings Inc	Goldman Sachs	(13,102)	2,491	Valmont Industries Inc	HSBC	(49,695)
				24,043	US Silca Holdings Inc	Morgan Stanley	(36,545)	2,425	Value Line Inc	Morgan Stanley	(45,178)
				9,999	US Xpress Enterprises Inc 'A'	Bank of America	300	(571)	Value Line Inc	Bank of America	2,107
				9,010	US Xpress Enterprises Inc 'A'	Merrill Lynch	—	(1,145)	Value Line Inc	Merrill Lynch	4,912
				6,494	US Xpress Enterprises Inc 'A'	Goldman Sachs	270	(2,010)	Valvoline Inc	Bank of America	(74)
				8,701	US Xpress Enterprises Inc 'A'	HSBC	65	(1,594)	Valvoline Inc	Merrill Lynch	877
				8,701	US Xpress Enterprises Inc 'A'	Morgan Stanley	261				
				313	USANA Health Sciences Inc	Bank of America	(1,099)				

ブラックロック・ストラテジック・ファンズ ブラックロック・アメリカズ・ダイバーシファイド・エクイティ・アプソルート・リターン・ファンド

保有高	銘柄	取引相手	未実現評価増益/(損) (米ドル)	保有高	銘柄	取引相手	未実現評価増益/(損) (米ドル)	保有高	銘柄	取引相手	未実現評価増益/(損) (米ドル)
(11,658)	Valvoline Inc	HSBC	1,476	(2,789)	Vera Therapeutics Inc	Morgan Stanley	167	(12,483)	Verra Mobility Corp	HSBC	(2,247)
4,668	Valvoline Inc	HSBC	16,992	4,749	Veracyte Inc	Bank of America	2,375	(4,945)	Verra Mobility Corp	Morgan Stanley	890
(7,213)	Valvoline Inc	Morgan Stanley	3,967			Merrill Lynch		(4,709)	Verrica	Bank of America	3,673
(639)	Vanda	Barclays Bank	134	5,024	Veracyte Inc	Barclays Bank	(3,467)		Pharmaceuticals Inc	Merrill Lynch	
	Pharmaceuticals Inc			7,975	Veracyte Inc	Goldman Sachs	3,988	(3,298)	Verrica	Barclays Bank	1,451
(40,958)	Vanda	Goldman Sachs	13,516	9,151	Veracyte Inc	Morgan Stanley	(6,314)		Pharmaceuticals Inc		
	Pharmaceuticals Inc			6,703	Veradigm Inc	Bank of America	34	(10,174)	Verrica	Goldman Sachs	7,936
(10,202)	Vanda	Morgan Stanley	2,142			Merrill Lynch			Pharmaceuticals Inc		
	Pharmaceuticals Inc			61,248	Veradigm Inc	Barclays Bank	(14,393)	(2,085)	Verrica	HSBC	2,711
18,217	Varex Imaging Corp	Barclays Bank	(8,380)	12,740	Verastem Inc	Barclays Bank	6,880		Pharmaceuticals Inc		
938	Varex Imaging Corp	Goldman Sachs	(438)	12,557	Verastem Inc	Goldman Sachs	7,419	(2,050)	Verrica	Morgan Stanley	902
16,873	Varex Imaging Corp	HSBC	(5,399)	44,735	Verastem Inc	HSBC	26,394		Pharmaceuticals Inc		
4,252	Varonis Systems Inc	Bank of America	6,888	3,101	Verastem Inc	Morgan Stanley	1,675	(3,963)	Vertex Energy Inc	Barclays Bank	2,100
		Merrill Lynch		669	Vericel Corp	Bank of America	(1,142)	(14,304)	Vertex Energy Inc	HSBC	9,144
36,931	Varonis Systems Inc	Barclays Bank	27,329			Merrill Lynch		(19,512)	Vertex Energy Inc	Morgan Stanley	10,341
9,314	Varonis Systems Inc	Goldman Sachs	15,088	6,482	Vericel Corp	Barclays Bank	(11,019)	8,027	Vertex Inc 'A'	Barclays Bank	(2,127)
15,253	Varonis Systems Inc	HSBC	40,573	3,036	Vericel Corp	Goldman Sachs	(2,823)	11,575	Vertex Inc 'A'	Goldman Sachs	25,465
2,627	Varonis Systems Inc	Morgan Stanley	1,944	1,454	Vericel Corp	HSBC	88	5,593	Vertex Inc 'A'	HSBC	6,544
(41,725)	Vaxart Inc	Barclays Bank	7,511	1,655	Vericel Corp	Morgan Stanley	(591)	(715)	Vertex	Barclays Bank	11,311
(6,056)	Vaxart Inc	Goldman Sachs	848	5,334	Verint Systems Inc	Bank of America	8,748		Pharmaceuticals Inc		
(14,997)	Vaxart Inc	HSBC	(5,535)			Merrill Lynch		131	Vertex	Barclays Bank	(2,072)
(17,794)	Vaxcyte Inc	Barclays Bank	11,125	7,599	Verint Systems Inc	Barclays Bank	1,444		Pharmaceuticals Inc		
(2,345)	Vaxcyte Inc	HSBC	2,183	9,332	Verint Systems Inc	HSBC	16,984	687	Vertex	Goldman Sachs	(7,943)
(7,036)	Vaxcyte Inc	Morgan Stanley	4,221	3,557	Verint Systems Inc	Morgan Stanley	676		Pharmaceuticals Inc		
(2,631)	VBI Vaccines Inc	Bank of America	263	(2,472)	Veris Residential Inc (REIT)	Bank of America	297	(859)	Vertex	HSBC	17,128
		Merrill Lynch		(18,143)	Veris Residential Inc (REIT)	Barclays Bank	5,443	80	Vertex	HSBC	(679)
(3,574)	VBI Vaccines Inc	Barclays Bank	500	(22,928)	Veris Residential Inc (REIT)	Goldman Sachs	2,751	(322)	Vertex	Morgan Stanley	5,094
(821)	VBI Vaccines Inc	Goldman Sachs	82	(9,685)	Veris Residential Inc (REIT)	HSBC	1,162	895	Vertex	Morgan Stanley	(8,202)
(999)	VBI Vaccines Inc	HSBC	(20)	6,389	VeriSign Inc	Bank of America	(8,611)	3,962	Vertiv Holdings Co	Bank of America	14,303
(22,778)	Vector Group Ltd	Barclays Bank	(2,278)			Merrill Lynch		8,427	Vertiv Holdings Co	Barclays Bank	20,393
(50,681)	Vector Group Ltd	Goldman Sachs	(25,847)	10,775	VeriSign Inc	Barclays Bank	(41,591)	8,620	Vertiv Holdings Co	Morgan Stanley	49,997
(11,837)	Vector Group Ltd	HSBC	9,114	1,437	VeriSign Inc	Goldman Sachs	(622)	(34,627)	Veru Inc	Barclays Bank	2,424
10,906	Vecco Instruments Inc	Bank of America	28,137	827	VeriSign Inc	HSBC	3,200	(15,683)	Veru Inc	Goldman Sachs	1,098
		Merrill Lynch		6,400	VeriSign Inc	Morgan Stanley	(24,704)	(5,960)	Verve Therapeutics Inc	Bank of America	10,490
19,842	Vecco Instruments Inc	HSBC	98,416	(2,131)	Verisk Analytics Inc	Barclays Bank	(2,218)			Merrill Lynch	
26,336	Vecco Instruments Inc	Morgan Stanley	31,603	(1,437)	Verisk Analytics Inc	HSBC	790	(2,234)	Verve Therapeutics Inc	Barclays Bank	2,055
304	Veeco Systems Inc 'A'	Bank of America	(294)	(374)	Verisk Analytics Inc	Morgan Stanley	52	(4,540)	Verve Therapeutics Inc	Morgan Stanley	4,177
		Merrill Lynch		(230)	Veritiv Corp	Bank of America	1,603	9,203	VF Corp	Barclays Bank	(20,799)
561	Veeco Systems Inc 'A'	Barclays Bank	(84)	(2,934)	Veritiv Corp	Barclays Bank	29,294	2,496	VF Corp	HSBC	(2,043)
969	Veeco Systems Inc 'A'	Morgan Stanley	(145)	(901)	Veritiv Corp	Goldman Sachs	6,280	(2,937)	VF Corp	Morgan Stanley	6,638
(48,982)	Velo3D Inc	HSBC	12,246	(1,269)	Veritiv Corp	HSBC	11,446	4,376	VF Corp	Morgan Stanley	(9,890)
(18,325)	Velo3D Inc	Morgan Stanley	(367)	(1,281)	Veritiv Corp	Morgan Stanley	11,832	(1,822)	Via Renewables Inc	Bank of America	3,662
6,068	Velocity Financial Inc	Bank of America	—	13,412	Veritone Inc	Bank of America	671			Merrill Lynch	
		Merrill Lynch				Merrill Lynch		(4,228)	Via Renewables Inc	Barclays Bank	6,553
3,809	Velocity Financial Inc	Barclays Bank	—	7,897	Veritone Inc	Goldman Sachs	395	(3,544)	Via Renewables Inc	HSBC	(71)
8,820	Velocity Financial Inc	Goldman Sachs	—	10,725	Veritone Inc	Morgan Stanley	1,716	(5,966)	Via Renewables Inc	Morgan Stanley	9,247
14,407	Velocity Financial Inc	HSBC	2,305	(12,191)	Verizon	Bank of America	18,165	5,024	Viad Corp	Barclays Bank	(6,983)
20,008	Velocity Financial Inc	Morgan Stanley	—		Communications Inc	Merrill Lynch		2,637	Viad Corp	Goldman Sachs	1,450
2,972	Ventas Inc (REIT)	Bank of America	224	(5,874)	Verizon	Barclays Bank	3,994	4,100	Viad Corp	HSBC	7,585
		Merrill Lynch			Communications Inc			7,990	Viad Corp	Morgan Stanley	(11,106)
8,524	Ventas Inc (REIT)	Barclays Bank	(12,530)	(2,089)	Verizon	Goldman Sachs	3,113	1,454	Viant Technology Inc 'A'	Barclays Bank	145
4,363	Ventas Inc (REIT)	Goldman Sachs	478	(7,453)	Verizon	HSBC	19,005	14,621	Viant Technology Inc 'A'	Goldman Sachs	1,023
(1,341)	Ventas Inc (REIT)	HSBC	6,035		Communications Inc			3,526	Viant Technology Inc 'A'	HSBC	1,446
2,123	Ventas Inc (REIT)	Morgan Stanley	(3,314)	(3,947)	Verizon	Communications Inc		1,895	Viant Technology Inc 'A'	Morgan Stanley	190
(491)	Ventix Biosciences Inc	Bank of America	791	(4,819)	Verra Mobility Corp	Bank of America	(675)	(2,237)	Viasat Inc	Bank of America	(17,157)
		Merrill Lynch				Merrill Lynch				Merrill Lynch	
(3,097)	Ventix Biosciences Inc	Barclays Bank	3,593	(34,930)	Verra Mobility Corp	Barclays Bank	6,287	(5,067)	Viasat Inc	Barclays Bank	(1,773)
(2,683)	Ventix Biosciences Inc	HSBC	8,932	(52,739)	Verra Mobility Corp	Goldman Sachs	(7,383)	(1,526)	Viasat Inc	HSBC	(12,559)
(5,798)	Ventix Biosciences Inc	Morgan Stanley	6,726					(4,095)	Viasat Inc	Morgan Stanley	(1,434)
16,632	Vera Bradley Inc	Barclays Bank	(5,489)					(87,657)	Viatis Inc	Barclays Bank	31,557
19,926	Vera Bradley Inc	Goldman Sachs	(10,959)								
14,954	Vera Bradley Inc	HSBC	(8,524)								
15,327	Vera Bradley Inc	Morgan Stanley	(5,058)								
(8,498)	Vera Therapeutics Inc	Goldman Sachs	(765)								
(6,740)	Vera Therapeutics Inc	HSBC	(3,370)								

ブラックロック・ストラテジック・ファンズ ブラックロック・アメリカズ・ダイバーシファイド・エクイティ・アプソルート・リターン・ファンド

保有高	銘柄	取引相手	未実現評価増(減) (米ドル)	保有高	銘柄	取引相手	未実現評価増(減) (米ドル)	保有高	銘柄	取引相手	未実現評価増(減) (米ドル)
(79,861)	Viatrix Inc	Goldman Sachs	20,764	1,887	Vir Biotechnology Inc	HSBC	4,227	(2,753)	Vital Energy Inc	Goldman Sachs	1,459
(14,325)	Viatrix Inc	Morgan Stanley	5,157	5,127	Vir Biotechnology Inc	Morgan Stanley	3,281	(5,369)	Vital Energy Inc	HSBC	11,322
(11,124)	Viavi Solutions Inc	Bank of America	(2,837)	(2,977)	Vir Biotechnology Inc	Morgan Stanley	(1,905)	(524)	Vital Energy Inc	Morgan Stanley	2,306
		Merrill Lynch		2,668	Viracta Therapeutics Inc	Barclays Bank	(1,601)	33,395	Vital Farms Inc	Barclays Bank	(39,740)
(61,060)	Viavi Solutions Inc	Barclays Bank	(13,636)	300	Viracta Therapeutics Inc	Goldman Sachs	24	1,185	Vital Farms Inc	Goldman Sachs	(593)
(51,205)	Viavi Solutions Inc	HSBC	(33,683)	(23,311)	Virgin Galactic Holdings Inc	Bank of America	13,753	12,546	Vital Farms Inc	HSBC	(18,443)
(71,203)	Viavi Solutions Inc	Morgan Stanley	(12,091)	(66,028)	Virgin Galactic Holdings Inc	Merrill Lynch		(894)	Vitesse Energy Inc	Bank of America	(3,549)
(41,990)	Vicarious Surgical Inc	HSBC	2,939	(144,306)	Virgin Galactic Holdings Inc	Morgan Stanley	216,459	(26,250)	Vitesse Energy Inc	Barclays Bank	(18,884)
(5,648)	Vicarious Surgical Inc	Morgan Stanley	1,299	(6,419)	Vindian Therapeutics Inc	Bank of America	(2,054)	(1,126)	Vitesse Energy Inc	Goldman Sachs	(4,470)
75,732)	VICI Properties Inc (REIT)	Barclays Bank	(82,548)	(2,253)	Vindian Therapeutics Inc	Merrill Lynch		(5,619)	Vitesse Energy Inc	HSBC	(23,302)
26,247	VICI Properties Inc (REIT)	HSBC	(64,305)	(4,506)	Vindian Therapeutics Inc	Barclays Bank	2,276	(12,618)	Vitesse Energy Inc	Morgan Stanley	(8,326)
15,785	VICI Properties Inc (REIT)	Morgan Stanley	(17,206)	(2,807)	Vindian Therapeutics Inc	Goldman Sachs	(1,442)	(14,154)	Vivid Seats Inc 'A'	Bank of America	30,573
(424)	Vicor Corp	Bank of America	(6,101)	(2,353)	Vindian Therapeutics Inc	HSBC	4,884	(18,230)	Vivid Seats Inc 'A'	Merrill Lynch	
(1,732)	Vicor Corp	Merrill Lynch		(142,482)	VirnetX Holding Corp	Morgan Stanley	2,377	(2,548)	Vivid Seats Inc 'A'	Goldman Sachs	39,377
(2,542)	Vicor Corp	Barclays Bank	(15,328)	35,788	Virtu Financial Inc 'A'	Goldman Sachs	(1,040)	(26,768)	Vizio Holding Corp 'A'	Barclays Bank	11,778
(850)	Vicor Corp	Goldman Sachs	(36,579)	18,645	Virtu Financial Inc 'A'	Barclays Bank	(15,031)	(3,397)	Vontier Corp	Barclays Bank	(1,189)
(410)	Vicor Corp	HSBC	(5,748)	39,379	Virtu Financial Inc 'A'	Morgan Stanley	(5,407)	(44,282)	Vontier Corp	Goldman Sachs	(50,039)
(5,491)	Victoria's Secret & Co	Morgan Stanley	(3,629)	8,113	Virtu Financial Inc 'A'	HSBC	2,832	(27,430)	Vontier Corp	HSBC	(56,231)
		Bank of America	28,443	894	Virtus Investment Partners Inc	HSBC	(3,407)	(24,696)	Vontier Corp	Morgan Stanley	(8,644)
(13,661)	Victoria's Secret & Co	Merrill Lynch		7,552	Visa Inc 'A'	Morgan Stanley	7,206	1,823	Vor BioPharma Inc	Bank of America	273
(1,808)	Victoria's Secret & Co	Barclays Bank	59,698	7,618	Visa Inc 'A'	Barclays Bank	(105,426)	6,675	Vor BioPharma Inc	Goldman Sachs	1,001
(8,446)	Victoria's Secret & Co	Goldman Sachs	9,365	18,949	Visa Inc 'A'	Goldman Sachs	(113,362)	3,729	Vor BioPharma Inc	HSBC	1,603
(4,426)	Victoria's Secret & Co	HSBC	51,943	(35,301)	Visa Inc 'A'	Morgan Stanley	(258,528)	3,161	Vor BioPharma Inc	Morgan Stanley	(1,233)
523	Victory Capital Holdings Inc 'A'	Morgan Stanley	19,342		Vishay Intertechnology Inc	Merrill Lynch	(56,482)	(7,258)	Vornado Realty Trust (REIT)	Bank of America	(8,419)
24,547	Victory Capital Holdings Inc 'A'	Bank of America	236	(65,561)	Vishay Intertechnology Inc	Bank of America		(34,651)	Vornado Realty Trust (REIT)	Merrill Lynch	
8,170	Victory Capital Holdings Inc 'A'	Merrill Lynch		(20,554)	Vishay Intertechnology Inc	Merrill Lynch		(5,435)	Vornado Realty Trust (REIT)	Barclays Bank	(2,079)
8,955	Victory Capital Holdings Inc 'A'	Barclays Bank	(37,557)	(41,319)	Vishay Intertechnology Inc	Barclays Bank	(27,536)	(28,578)	Vornado Realty Trust (REIT)	Goldman Sachs	(3,902)
(20,446)	Viemed Healthcare Inc	HSBC	6,716	(1,129)	Vishay Precision Group Inc	Morgan Stanley	(17,354)	(26,909)	Vornado Realty Trust (REIT)	HSBC	1,246
(9,658)	Viking Therapeutics Inc	HSBC	7,974	(697)	Vishay Precision Group Inc	Bank of America	188	(9,139)	VOXX International Corp	Morgan Stanley	(1,615)
(21,092)	Village Super Market Inc 'A'	Barclays Bank	33,224		Vishay Precision Group Inc	Merrill Lynch	1,151	(17,167)	VOXX International Corp	Bank of America	22,025
(14,460)	Village Super Market Inc 'A'	Barclays Bank	8,015	(2,153)	Vishay Precision Group Inc	Barclays Bank		(15,435)	VOXX International Corp	Merrill Lynch	
1,137	Vimeo Inc	Goldman Sachs	2,892	(1,214)	Vishay Precision Group Inc	Goldman Sachs	(1,486)	(5,352)	VOXX International Corp	Barclays Bank	(858)
59,036	Vimeo Inc	Bank of America	159	(1,933)	VistaGen Therapeutics Inc	HSBC	3,055	(3,592)	Voya Financial Inc	Goldman Sachs	37,198
93,220	Vimeo Inc	Bank of America		(25,256)	VistaGen Therapeutics Inc	HSBC		(11,937)	Voya Financial Inc	HSBC	17,822
117,716	Vimeo Inc	Merrill Lynch		(80,551)	VistaGen Therapeutics Inc	Merrill Lynch		(12,359)	Voya Financial Inc	Bank of America	5,927
79,206	Vimeo Inc	Barclays Bank	(8,265)	(19,547)	Visteon Corp	Merrill Lynch		(11,937)	Voyager Therapeutics Inc	Merrill Lynch	
(11,185)	Vince Holding Corp	Barclays Bank	(11,089)	3,740	Visteon Corp	Barclays Bank	(47,568)	(4,823)	Voya Financial Inc	Barclays Bank	12,588
(13,418)	Vince Holding Corp	Morgan Stanley	1,342	6,985	Visteon Corp	Goldman Sachs	(12,371)	(2,873)	Voya Financial Inc	HSBC	6,895
2,907	Vincerox Pharma Inc	Bank of America	581	5,863	Visteon Corp	HSBC	(14,553)	(11,939)	Voya Financial Inc	Morgan Stanley	31,160
		Merrill Lynch		7,947	Visteon Corp	Morgan Stanley	(54,119)	(12,359)	Voyager Therapeutics Inc	Bank of America	15,199
2,533	Vincerox Pharma Inc	Barclays Bank	532	(3,073)	Vistra Corp	Barclays Bank	2,520	(834)	VSE Corp	Merrill Lynch	
7,067	Vincerox Pharma Inc	Morgan Stanley	1,484	(6,129)	Vistra Corp	HSBC	4,243	(11,709)	VSE Corp	Barclays Bank	29,038
(10,038)	Vinco Ventures Inc	Bank of America	41	(11,445)	Vistra Corp	Morgan Stanley	9,385	(4,428)	VSE Corp	Goldman Sachs	1,284
8,125	Vintage Wine Estates Inc	Merrill Lynch		3,956	Vita Coco Co Inc	Bank of America	8,012	(575)	VSE Corp	HSBC	610
21,645	Vintage Wine Estates Inc	Barclays Bank	(974)	10,466	Vita Coco Co Inc	HSBC	20,017	(1,929)	VSE Corp	Morgan Stanley	4,784
4,999	Vintage Wine Estates Inc	Goldman Sachs	25	(1,415)	Vital Energy Inc	Merrill Lynch		3,569	Vulcan Materials Co	Bank of America	(4,675)
10,166	Vintage Wine Estates Inc	HSBC	(2,694)	(4,752)	Vital Energy Inc	Merrill Lynch		21,242	Vulcan Materials Co	Merrill Lynch	
13,492	Vintage Wine Estates Inc	Morgan Stanley	(607)					13,064	Vulcan Materials Co	Barclays Bank	(50,981)
1,899	Vir Biotechnology Inc	Bank of America	1,405					6,273	Vulcan Materials Co	Goldman Sachs	(16,716)
		Merrill Lynch						(1,929)	Vulcan Materials Co	HSBC	12,734
4,594	Vir Biotechnology Inc	Barclays Bank	2,940					3,569	Vulcan Materials Co	Bank of America	(4,675)
6,651	Vir Biotechnology Inc	Goldman Sachs	4,922					3,569	Vulcan Materials Co	Merrill Lynch	
(1,523)	Vir Biotechnology Inc	Goldman Sachs	(1,127)					3,569	Vulcan Materials Co	Barclays Bank	(17,805)
								(834)	VSE Corp	HSBC	(82,760)
								(8,149)	Vuzix Corp	Bank of America	(5,899)
								(8,149)	Vuzix Corp	Morgan Stanley	

ブラックロック・ストラテジック・ファンズ ブラックロック・アメリカズ・ダイバーシファイド・エクイティ・アプソルード・リターン・ファンド

保有高	銘柄	取引相手	未実現評価増益/(損) (米ドル)	保有高	銘柄	取引相手	未実現評価増益/(損) (米ドル)	保有高	銘柄	取引相手	未実現評価増益/(損) (米ドル)
36,954	W R Berkley Corp	Barclays Bank	(75,016)	20,182	Washington Trust Bancorp Inc	HSBC	27,246	(5,233)	Wells Fargo & Co	Bank of America Merrill Lynch	(6,489)
46,316	W R Berkley Corp	Goldman Sachs	(124,127)								
15,600	W R Berkley Corp	Morgan Stanley	(31,668)	8,347	Washington Trust Bancorp Inc	Morgan Stanley	3,506	(18,059)	Wells Fargo & Co	Barclays Bank	17,661
(18,499)	W&T Offshore Inc	Bank of America Merrill Lynch	3,884					(840)	Wells Fargo & Co	Goldman Sachs	(1,042)
				7,392	Waste Connections Inc	Barclays Bank	(16,262)	(17,847)	Wells Fargo & Co	HSBC	(13,380)
(20,404)	W&T Offshore Inc	Barclays Bank	11,222	389	Waste Connections Inc	Goldman Sachs	(2,536)	(10,979)	Wells Fargo & Co	Morgan Stanley	10,650
(37,982)	W&T Offshore Inc	Goldman Sachs	11,395	879	Waste Connections Inc	HSBC	(4,228)	(7,410)	Welltower Inc (REIT)	Bank of America Merrill Lynch	49,721
(53,168)	W&T Offshore Inc	HSBC	24,599	(7,626)	Waste Management Inc	Bank of America Merrill Lynch	48,883	(30,425)	Welltower Inc (REIT)	Barclays Bank	93,405
(39,102)	W&T Offshore Inc	Morgan Stanley	21,506					(23,932)	Welltower Inc (REIT)	HSBC	69,642
15,793	Wabash National Corp	Goldman Sachs	(5,594)	(7,397)	Waste Management Inc	Barclays Bank	15,756	(11,089)	Welltower Inc (REIT)	Morgan Stanley	34,043
11,050	Wabash National Corp	HSBC	(6,304)	(3,431)	Waste Management Inc	Goldman Sachs	21,992	31,213	Wendy's Co	Bank of America Merrill Lynch	(58,368)
9,465	Wabash National Corp	Morgan Stanley	(10,509)	(4,077)	Waste Management Inc	HSBC	26,999				
(1,314)	Waitr Holdings Inc	Goldman Sachs	(7)	(4,097)	Waste Management Inc	Morgan Stanley	8,727	68,443	Wendy's Co	Barclays Bank	(49,279)
10,185	Walgreens Boots Alliance Inc	Bank of America Merrill Lynch	(4,130)	(3,890)	Waters Corp	Bank of America Merrill Lynch	86,828	3,142	Wendy's Co	HSBC	(2,828)
(27,496)	Walgreens Boots Alliance Inc	Barclays Bank	35,745	228	Waters Corp	Bank of America Merrill Lynch	(5,187)	14,219	Wendy's Co	Morgan Stanley	(10,238)
				(1,395)	Waters Corp	Barclays Bank	24,078	(14,645)	Werner Enterprises Inc	Barclays Bank	3,954
9,110	Walgreens Boots Alliance Inc	Barclays Bank	(4,262)	148	Waters Corp	Barclays Bank	(2,554)	(7,976)	Werner Enterprises Inc	Morgan Stanley	2,154
9,022	Walgreens Boots Alliance Inc	Goldman Sachs	(375)	(2,361)	Waters Corp	Morgan Stanley	36,799	35,131	WesBanco Inc	Barclays Bank	10,539
12,696	Walgreens Boots Alliance Inc	HSBC	(22,472)	(13,282)	Waterstone Financial Inc	Barclays Bank	266	13,405	WesBanco Inc	Goldman Sachs	30,831
				(20,595)	Waterstone Financial Inc	Goldman Sachs	(11,533)	8,106	WESCO International Inc	Barclays Bank	49,528
21,647	Walgreens Boots Alliance Inc	Morgan Stanley	(28,141)	(8,646)	Waterstone Financial Inc	HSBC	1,902	(1,577)	WESCO International Inc	Barclays Bank	(1,537)
				657	Watsco Inc	Barclays Bank	278	(1,246)	WESCO International Inc	Goldman Sachs	(3,455)
(229)	Walker & Dunlop Inc	Bank of America Merrill Lynch	(338)	372	Watsco Inc	Goldman Sachs	3,583	966	WESCO International Inc	HSBC	10,085
				2,918	Watsco Inc	HSBC	(379)	(533)	WESCO International Inc	HSBC	(3,581)
(4,110)	Walker & Dunlop Inc	Barclays Bank	3,750	1,151	Watsco Inc	Morgan Stanley	4,431	(9,082)	West BanCorp Inc	Bank of America Merrill Lynch	(14,168)
(1,371)	Walker & Dunlop Inc	HSBC	(224)	3,469	Watts Water Technologies Inc 'A'	Bank of America Merrill Lynch	(6,940)	(14,768)	West BanCorp Inc	Barclays Bank	(1,477)
(8,140)	Walker & Dunlop Inc	Morgan Stanley	6,182	8,578	Watts Water Technologies Inc 'A'	Barclays Bank	(34,312)	(10,374)	West BanCorp Inc	Goldman Sachs	(16,183)
4,944	Walmart Inc	Bank of America Merrill Lynch	(33,075)	1,851	Watts Water Technologies Inc 'A'	Goldman Sachs	(4,649)	(2,265)	West BanCorp Inc	HSBC	(2,831)
				3,975	Watts Water Technologies Inc 'A'	HSBC	(15,121)	(1,558)	West BanCorp Inc	Morgan Stanley	(156)
35,442	Walmart Inc	Barclays Bank	(120,503)	6,817	Watts Water Technologies Inc 'A'	Morgan Stanley	(26,959)	(2,749)	West Pharmaceutical Services Inc	Bank of America Merrill Lynch	63,887
14,954	Walmart Inc	Goldman Sachs	(100,043)	7,020	WaVe Life Sciences Ltd	Barclays Bank	1,193	(4,741)	West Pharmaceutical Services Inc	Barclays Bank	89,984
12,171	Walmart Inc	HSBC	(91,648)	5,923	WaVe Life Sciences Ltd	HSBC	(592)	(580)	West Pharmaceutical Services Inc	Goldman Sachs	13,479
7,671	Walmart Inc	Morgan Stanley	(26,082)	12,798	Wayfair Inc 'A'	Bank of America Merrill Lynch	45,561	(738)	West Pharmaceutical Services Inc	Morgan Stanley	14,007
(16,409)	Walt Disney Co	Goldman Sachs	86,475	2,068	Wayfair Inc 'A'	Barclays Bank	12,139	(1,415)	Western Alliance Bancorp	Barclays Bank	4,953
(3,216)	Walt Disney Co	HSBC	15,176	5,214	Wayfair Inc 'A'	Goldman Sachs	18,562	(10,883)	Western Digital Corp	Bank of America Merrill Lynch	(22,540)
(15,929)	Walt Disney Co	Morgan Stanley	67,380	10,878	Wayfair Inc 'A'	Morgan Stanley	63,854	(3,294)	Western Digital Corp	Barclays Bank	(1,746)
10,333	Warby Parker Inc 'A'	Bank of America Merrill Lynch	(9,506)	(7,731)	WD-40 Co	Barclays Bank	18,013	(7,514)	Western Digital Corp	HSBC	(16,163)
				(6,140)	WD-40 Co	Goldman Sachs	(3,500)	(7,589)	Western Digital Corp	Morgan Stanley	(4,022)
15,944	Warby Parker Inc 'A'	Barclays Bank	(11,161)	(3,089)	WD-40 Co	HSBC	(18,194)	45,008	Western New England Bancorp Inc	Bank of America Merrill Lynch	(6,751)
10,115	Warby Parker Inc 'A'	HSBC	(9,002)	(752)	WD-40 Co	Morgan Stanley	1,752	31,300	Western New England Bancorp Inc	Barclays Bank	(7,199)
2,635	Warner Music Group Corp 'A'	Bank of America Merrill Lynch	(6,219)	2,404	Weave Communications Inc	HSBC	55	28,433	Western New England Bancorp Inc	Goldman Sachs	(4,265)
7,545	Warner Music Group Corp 'A'	Goldman Sachs	(17,807)	(10,683)	Webster Financial Corp	Bank of America Merrill Lynch	(23,274)	19,309	Western New England Bancorp Inc	HSBC	(5,213)
2,408	Warner Music Group Corp 'A'	HSBC	(10,860)	(8,785)	Webster Financial Corp	Goldman Sachs	(22,753)	(20,995)	Western New England Bancorp Inc	Morgan Stanley	(5,076)
4,463	Warner Music Group Corp 'A'	Morgan Stanley	(10,131)	(6,929)	Webster Financial Corp	HSBC	(20,995)	22,070	Western New England Bancorp Inc	Barclays Bank	(64,292)
3,740	Warrior Met Coal Inc	Bank of America Merrill Lynch	(11,900)	(9,033)	Webster Financial Corp	Morgan Stanley	6,148	43,237	Western Union Co	Barclays Bank	(36,751)
				(12,187)	WEC Energy Group Inc	Bank of America Merrill Lynch	45,559	(11,319)	Western Union Co	Morgan Stanley	(3,080)
3,579	Warrior Met Coal Inc	Barclays Bank	(8,754)	(9,406)	WEC Energy Group Inc	Barclays Bank	28,650		Westinghouse Air Brake Technologies Corp	Barclays Bank	64,292
2,277	Warrior Met Coal Inc	Goldman Sachs	(9,290)	(26,227)	WEC Energy Group Inc	Goldman Sachs	145,645	(7,010)	Westinghouse Air Brake Technologies Corp	Goldman Sachs	40,238
4,261	Warrior Met Coal Inc	Morgan Stanley	(10,951)	(75,167)	WEC Energy Group Inc	HSBC	612,583				
(11,701)	Washington Federal Inc	Barclays Bank	10,063	(32,426)	WEC Energy Group Inc	Morgan Stanley	97,321				
(67,130)	Washington Federal Inc	HSBC	(61,760)	(1,256)	Weis Markets Inc	Barclays Bank	7,260				
(7,324)	Washington Federal Inc	Morgan Stanley	6,299	(2,950)	Weis Markets Inc	Goldman Sachs	27,110	(1,493)			
7,765	Washington Trust Bancorp Inc	Bank of America Merrill Lynch	20,189	(2,865)	Weis Markets Inc	HSBC	51,455				
28,747	Washington Trust Bancorp Inc	Barclays Bank	12,074								
823	Washington Trust Bancorp Inc	Goldman Sachs	2,140								

ブラックロック・ストラテジック・ファンズ ブラックロック・アメリカズ・ダイバーシファイド・エクイティ・アブソルート・リターン・ファンド

保有高	銘柄	取引相手	未実現評価増(減) (米ドル)	保有高	銘柄	取引相手	未実現評価増(減) (米ドル)	保有高	銘柄	取引相手	未実現評価増(減) (米ドル)
(5,034)	Westinghouse Air Brake Technologies Corp	Morgan Stanley	28,593	(2,502)	Williams-Sonoma Inc	Morgan Stanley	(6,780)	13,168	World Fuel Services Corp	Barclays Bank	(7,111)
3,092	Westlake Corp	Bank of America	(30,271)	(297)	Willis Lease Finance Corp	Bank of America	1,893	24,212	World Fuel Services Corp	Goldman Sachs	(7,990)
6,879	Westlake Corp	Barclays Bank	(65,633)	(2,791)	Willis Lease Finance Corp	Barclays Bank	11,513	16,343	World Fuel Services Corp	HSBC	(5,720)
2,222	Westlake Corp	Goldman Sachs	(21,753)	(1,905)	Willis Lease Finance Corp	Goldman Sachs	12,144	21,565	World Fuel Services Corp	Morgan Stanley	(11,645)
6,505	Westlake Corp	HSBC	(78,474)	(1,044)	Willis Lease Finance Corp	HSBC	13,368	1,469	World Wrestling Entertainment Inc 'A'	Bank of America	(8,483)
4,941	Westlake Corp	Morgan Stanley	(52,024)	(844)	Willis Towers Watson Plc	Barclays Bank	1,259	2,252	World Wrestling Entertainment Inc 'A'	Merrill Lynch	(1,182)
2,688	Westrock Co	Bank of America	457	(1,035)	Willis Towers Watson Plc	Goldman Sachs	12,068	1,152	World Wrestling Entertainment Inc 'A'	Barclays Bank	(6,653)
47,287	Westrock Co	Barclays Bank	473	(1,197)	Willis Towers Watson Plc	HSBC	3,424	2,254	World Wrestling Entertainment Inc 'A'	Goldman Sachs	(10,339)
23,581	Westrock Co	HSBC	(621)	(8,575)	WillScot Mobile	Barclays Bank	2,144	710	World Wrestling Entertainment Inc 'A'	HSBC	(207)
1,187	Westrock Co	Morgan Stanley	12	2,757	WillScot Mobile	Barclays Bank	(689)	(12,024)	World Wrestling Entertainment Inc 'A'	Morgan Stanley	(207)
498	Westwood Holdings Group Inc	Goldman Sachs	70	5,675	WillScot Mobile	Morgan Stanley	(1,419)	(12,024)	Worthington Industries Inc	Barclays Bank	21,523
28,554	WeWork Inc 'A'	Barclays Bank	(657)	1,462	Wingstop Inc	Bank of America	(11,730)	(3,897)	Worthington Industries Inc	Goldman Sachs	(1,364)
70,720	WeWork Inc 'A'	Goldman Sachs	(13,578)	3,803	Wingstop Inc	Merrill Lynch	(25,784)	(3,055)	Worthington Industries Inc	HSBC	3,758
49,312	WeWork Inc 'A'	HSBC	(13,285)	3,916	Wingstop Inc	Barclays Bank	(34,578)	(1,549)	Worthington Industries Inc	Morgan Stanley	2,773
15,135	WeWork Inc 'A'	Goldman Sachs	(348)	(373)	Wingstop Inc	Goldman Sachs	3,294	2,058	WP Carey Inc (REIT)	Bank of America	(2,755)
(3,097)	Weyco Group Inc	Bank of America	697	(432)	Wingstop Inc	Goldman Sachs	3,871	(3,421)	WP Carey Inc (REIT)	Merrill Lynch	2,121
(5,501)	Weyco Group Inc	Merrill Lynch	4,538	(183)	Wingstop Inc	HSBC	1,241	3,792	WP Carey Inc (REIT)	Barclays Bank	(2,351)
(9,204)	Weyco Group Inc	Barclays Bank	2,071	(151)	Wingstop Inc	Barclays Bank	1,241	3,611	WP Carey Inc (REIT)	Barclays Bank	(8,108)
(33,663)	Weyerhaeuser Co (REIT)	Goldman Sachs	55,544	368	Winmark Corp	Morgan Stanley	(755)	12,848	WP Carey Inc (REIT)	Goldman Sachs	(46,208)
4,339	Weyerhaeuser Co (REIT)	Goldman Sachs	79	1,459	Winmark Corp	Bank of America	1,932	2,828	WP Carey Inc (REIT)	HSBC	(1,782)
13,567	Weyerhaeuser Co (REIT)	Goldman Sachs	(2,049)	711	Winmark Corp	Merrill Lynch	(6,420)	(1,107)	WSFS Financial Corp	Morgan Stanley	(2,613)
15,579	Whirlpool Corp	Morgan Stanley	(2,049)	827	Winmark Corp	Barclays Bank	(6,420)	(2,692)	WSFS Financial Corp	Barclays Bank	(242)
12,137	Whirlpool Corp	Barclays Bank	(41,129)	727	Winmark Corp	Goldman Sachs	3,733	(744)	WSFS Financial Corp	HSBC	(1,696)
338	Whirlpool Corp	Goldman Sachs	(30,384)	827	Winmark Corp	HSBC	3,515	1,480	WW Grainger Inc	Bank of America	(29,986)
9,626	Whirlpool Corp	HSBC	(895)	1,720	Winmark Corp	Morgan Stanley	(7,568)	1,726	WW Grainger Inc	Merrill Lynch	(35,729)
(219)	White Mountains Insurance Group Ltd	Morgan Stanley	(25,413)	3,228	Winnebago Industries Inc	Bank of America	(807)	4,283	WW Grainger Inc	Goldman Sachs	(84,650)
(616)	White Mountains Insurance Group Ltd	Bank of America	8,678	13,247	Winnebago Industries Inc	Merrill Lynch	(3,577)	2,920	WW Grainger Inc	HSBC	(77,828)
(663)	White Mountains Insurance Group Ltd	Barclays Bank	4,278	5,233	Winnebago Industries Inc	Barclays Bank	(8,618)	3,321	WW International Inc	Morgan Stanley	(71,202)
(175)	White Mountains Insurance Group Ltd	Goldman Sachs	26,271	35,301	Wintrust Financial Corp	HSBC	6,384	(12,536)	WW International Inc	Bank of America	10,217
(384)	White Mountains Insurance Group Ltd	HSBC	14,118	1,094	WisdomTree Inc	HSBC	9,355	(226)	WW International Inc	Merrill Lynch	184
7,932	Whitestone (REIT)	HSBC	1,348	2,799	Wix.com Ltd	Bank of America	(2,694)	(14,220)	WW International Inc	Goldman Sachs	27,231
17,636	Whole Earth Brands Inc	Bank of America	5,467	3,200	Wix.com Ltd	Merrill Lynch	(8,733)	(12,340)	WW International Inc	Barclays Bank	(13,142)
12,056	Whole Earth Brands Inc	Merrill Lynch	(2,652)	7,226	Wix.com Ltd	Barclays Bank	(7,744)	18,182	Wyndham Hotels & Resorts Inc	Morgan Stanley	43,637
15,299	Whole Earth Brands Inc	Barclays Bank	(2,652)	457	Wix.com Ltd	Goldman Sachs	(53,467)	6,659	Wyndham Hotels & Resorts Inc	Barclays Bank	3,196
19,370	Whole Earth Brands Inc	Goldman Sachs	4,743	(20,727)	WolfSpeed Inc	HSBC	(1,311)	24,283	Wyndham Hotels & Resorts Inc	HSBC	58,280
47,859	Whole Earth Brands Inc	HSBC	(9,298)	(8,095)	WolfSpeed Inc	Morgan Stanley	(480)	264	Wynn Resorts Ltd	Bank of America	(956)
19,645	WideOpenWest Inc	Morgan Stanley	(10,529)	(586)	WolfSpeed Inc	HSBC	(1,311)	5,379	Wynn Resorts Ltd	Merrill Lynch	(49,503)
15,664	WideOpenWest Inc	Bank of America	(8,447)	(53,401)	Wolverine World Wide Inc	Morgan Stanley	(480)	915	Wynn Resorts Ltd	Barclays Bank	(5,509)
13,889	WideOpenWest Inc	Merrill Lynch	(5,639)	(9,538)	Wolverine World Wide Inc	Barclays Bank	42,721	1,861	Xcel Energy Inc	Morgan Stanley	(13,658)
8,801	WideOpenWest Inc	Barclays Bank	(5,972)	(8,593)	Woodward Inc	Goldman Sachs	11,431	4,091	Xcel Energy Inc	Bank of America	(1,836)
14,254	WideOpenWest Inc	Goldman Sachs	(5,972)	(8,381)	Woodward Inc	HSBC	17,768	16,961	Xcel Energy Inc	Merrill Lynch	(26,873)
(11,765)	Willdan Group Inc	HSBC	(6,161)	3,537	Workday Inc 'A'	HSBC	103,457	30,752	Xcel Energy Inc	Barclays Bank	(111,322)
16,322	Williams Cos Inc	Morgan Stanley	(5,131)	(2,303)	Workday Inc 'A'	HSBC	(16,239)	9,669	Xcel Energy Inc	Goldman Sachs	(18,573)
106,549	Williams Cos Inc	Barclays Bank	(79,912)	(65,109)	Workhorse Group Inc	Morgan Stanley	4,369	(20,571)	Xcel Energy Inc	HSBC	103,472
40,831	Williams Cos Inc	Goldman Sachs	(25,515)	(25,782)	Workhorse Group Inc	Barclays Bank	1,730	25,379	Xcel Energy Inc	Morgan Stanley	(39,971)
27,027	Williams Cos Inc	HSBC	(29,189)	3,343	Workiva Inc	Morgan Stanley	1,730	12,509	Xcel Energy Inc	HSBC	(19,889)
26,378	Williams Cos Inc	Goldman Sachs	1,885	510	Workiva Inc	Bank of America	18,503	4,310	Xencor Inc	Morgan Stanley	(3,922)
(503)	Williams-Sonoma Inc	Bank of America	(10,120)	(466)	Workiva Inc	Merrill Lynch	(93)				
(413)	Williams-Sonoma Inc	Merrill Lynch	790	6,771	Workiva Inc	Barclays Bank	102				
(844)	Williams-Sonoma Inc	Barclays Bank	(1,119)	525	Workiva Inc	Barclays Bank	(93)				
		Goldman Sachs	(25,515)	525	Workiva Inc	Goldman Sachs	44,020				
		HSBC	(29,189)	539	Workiva Inc	HSBC	4,536				
		Morgan Stanley	(19,784)	(309)	Workiva Inc	Morgan Stanley	1,064				
		Bank of America	790	(1,415)	World Acceptance Corp	Barclays Bank	(2,731)				
		Merrill Lynch	1,410	3,028	World Fuel Services Corp	Bank of America	(999)				
		Barclays Bank	(1,119)			Merrill Lynch					
		HSBC	1,410								

ブラックロック・ストラテジック・ファンズ ブラックロック・アメリカズ・ダイバーシファイド・エクイティ・アブソルート・リターン・ファンド

保有高	銘柄	取引相手	未実現損益(円/株) (米ドル)	保有高	銘柄	取引相手	未実現損益(円/株) (米ドル)	保有高	銘柄	取引相手	未実現損益(円/株) (米ドル)	
5,586	Xencor Inc	Barclays Bank	(4,469)	(10,867)	Y-mAbs Therapeutics Inc	Bank of America	19,017	4,137	ZipRecruiter Inc 'A'	HSBC	(7,281)	
3,101	Xencor Inc	Goldman Sachs	(2,822)			Merrill Lynch		11,720	ZipRecruiter Inc 'A'	Morgan Stanley	(5,977)	
2,258	Xencor Inc	Morgan Stanley	(1,806)	(10,641)	Y-mAbs Therapeutics Inc	Barclays Bank	11,279	(4,997)	Zoetis Inc	Bank of America	120,178	
(7,758)	Xenia Hotels & Resorts Inc (REIT)	Bank of America	7,680	(1,980)	York Water Co	Bank of America	1,574			Merrill Lynch		
(23,978)	Xenia Hotels & Resorts Inc (REIT)	Merrill Lynch				Merrill Lynch		(5,263)	Zoetis Inc	Barclays Bank	103,786	
(11,114)	Xenia Hotels & Resorts Inc (REIT)	Barclays Bank	14,627	(19,955)	York Water Co	Barclays Bank	13,010	(262)	Zoetis Inc	Goldman Sachs	5,670	
(3,919)	Xenia Hotels & Resorts Inc (REIT)	Goldman Sachs	11,003	(1,418)	York Water Co	Goldman Sachs	2,028	(1,945)	Zoetis Inc	HSBC	49,271	
(7,976)	Xenia Hotels & Resorts Inc (REIT)	HSBC	3,684	(8,823)	York Water Co	Morgan Stanley	5,911	(18,754)	Zoetis Inc	Morgan Stanley	369,829	
66,162	Xeris Biopharma Holdings Inc	Bank of America	(12,729)	10,378	Yum! Brands Inc	Bank of America	(108,139)	10,869	Zoom Video Communications Inc 'A'	Bank of America	(2,935)	
10,616	Xeris Biopharma Holdings Inc	HSBC	2,442	(2,302)	Yum! Brands Inc	Merrill Lynch		15,812	Zoom Video Communications Inc 'A'	Merrill Lynch	(89,338)	
22,332	Xerox Holdings Corp	Bank of America	(12,729)	(6,535)	Yum! Brands Inc	Merrill Lynch		7,835	Zoom Video Communications Inc 'A'	Barclays Bank	(2,115)	
30,513	Xerox Holdings Corp	Barclays Bank	(24,716)	(568)	Yum! Brands Inc	Goldman Sachs	68,095	13,646	Zoom Video Communications Inc 'A'	Goldman Sachs	(77,100)	
27,181	Xerox Holdings Corp	Goldman Sachs	(15,493)	(980)	Yum! Brands Inc	HSBC	5,209			Morgan Stanley		
34,932	Xerox Holdings Corp	Morgan Stanley	(28,295)	(862)	Zebra Technologies Corp 'A'	Morgan Stanley	7,399	3,367	ZoomInfo	Bank of America	10,825	
(7,830)	XOMA Corp	Barclays Bank	16,913	(3,742)	Zebra Technologies Corp 'A'	Goldman Sachs	29,749	3,344	ZoomInfo	Technologies Inc	(886)	
(2,143)	XOMA Corp	Morgan Stanley	4,629	(1,962)	Zebra Technologies Corp 'A'	HSBC	28,915	5,856	ZoomInfo	Technologies Inc	HSBC	18,784
(1,438)	Xometry Inc 'A'	Morgan Stanley	4,629	(1,376)	Zebra Technologies Corp 'A'	Morgan Stanley	23,915	6,316	ZoomInfo	Technologies Inc	Morgan Stanley	(1,674)
(5,411)	Xometry Inc 'A'	Barclays Bank	(1,927)	(1,560)	Zentalis Pharmaceuticals Inc	Barclays Bank	1,778	(672)	Zscaler Inc	Bank of America	(7,575)	
(17,276)	Xometry Inc 'A'	HSBC	(29,869)	(5,438)	Zentalis Pharmaceuticals Inc	HSBC	(23,383)	(943)	Zscaler Inc	Merrill Lynch	(5,507)	
(3,817)	XPEL Inc	Morgan Stanley	(23,150)	(1,967)	Zentalis Pharmaceuticals Inc	Morgan Stanley	2,242	(2,228)	Zscaler Inc	Barclays Bank	(18,383)	
(761)	XPEL Inc	Barclays Bank	23,894	9,040	Zeta Global Holdings Corp 'A'	Barclays Bank	689	(1,377)	Zscaler Inc	Morgan Stanley	(8,041)	
(7,221)	Xperi Inc	HSBC	1,590	19,377	Zeta Global Holdings Corp 'A'	HSBC	12,880	17,478	Zumiez Inc	Bank of America	(4,107)	
(5,750)	XPO Inc	Barclays Bank	(8,954)	18,350	Zeta Global Holdings Corp 'A'	Morgan Stanley	2,569	3,025	Zumiez Inc	Merrill Lynch		
(12,826)	XPO Inc	Bank of America	(288)	3,874	Zevia PBC 'A'	Barclays Bank	(2,479)	1,517	Zumiez Inc	Barclays Bank	(1,013)	
(18,900)	XPO Inc	Merrill Lynch		5,210	Zevia PBC 'A'	Goldman Sachs	(417)	3,029	Zumiez Inc	Goldman Sachs	(356)	
(10,540)	XPO Inc	Barclays Bank	(3,499)	8,919	Zevia PBC 'A'	HSBC	1,873	13,294	Zumiez Inc	HSBC	(1,681)	
(2,341)	Xponential Fitness Inc 'A'	Goldman Sachs	(945)	1,795	Zevia PBC 'A'	Morgan Stanley	(1,149)	33,057	Zuora Inc 'A'	Morgan Stanley	(4,453)	
(4,315)	Xponential Fitness Inc 'A'	HSBC	26,264	(10,099)	Zevra Therapeutics Inc	Goldman Sachs	(6,564)	41,371	Zuora Inc 'A'	Barclays Bank	58,841	
(9,516)	Xponential Fitness Inc 'A'	Barclays Bank	(87,743)	(6,894)	Zevra Therapeutics Inc	HSBC	(620)	(35,152)	Zurn Elkay Water Solutions Corp	HSBC	108,392	
25,014	Xylem Inc	HSBC	(33,424)	(6,445)	Zevra Therapeutics Inc	Morgan Stanley	4,060	(79,051)	Zurn Elkay Water Solutions Corp	Bank of America	(28,121)	
8,398	Xylem Inc	Barclays Bank	(132,892)	(2,311)	Ziff Davis Inc	Bank of America	12,156	(5,425)	Zurn Elkay Water Solutions Corp	Merrill Lynch		
19,894	Xylem Inc	HSBC	(132,892)	(4,316)	Ziff Davis Inc	Merrill Lynch		(22,762)	Zurn Elkay Water Solutions Corp	Barclays Bank	31,620	
22,071	Xylem Inc	Morgan Stanley	(81,221)	(7,689)	Ziff Davis Inc	Barclays Bank	26,198	(27,921)	Zurn Elkay Water Solutions Corp	Goldman Sachs	(4,340)	
(14,005)	Yellow Corp	Bank of America	1,190	(22,768)	Ziff Davis Inc	HSBC	158,465	4,130	Zymeworks Inc	Morgan Stanley	11,169	
(72,183)	Yellow Corp	Merrill Lynch		(6,776)	Ziff Davis Inc	Morgan Stanley	41,130	9,980	Zymeworks Inc	Bank of America	(6,897)	
(8,966)	Yellow Corp	Barclays Bank	8,301	700	Ziff Davis Inc	Morgan Stanley	(4,249)	2,869	Zymeworks Inc	Merrill Lynch		
16,862	Yelp Inc	Barclays Bank	15,176	1,288	Zillow Group Inc 'C'	Bank of America	(131)	(12)	Zynerva Pharmaceuticals Inc π	Barclays Bank	(10,379)	
16,013	Yelp Inc	Goldman Sachs	45,637	984	Zillow Group Inc 'C'	Merrill Lynch		7,823	Zynex Inc	HSBC	(1,750)	
19,398	Yelp Inc	HSBC	104,555	2,003	Zillow Group Inc 'C'	Barclays Bank	(118)	3,263	Zynex Inc	HSBC	—	
7,846	Yelp Inc	Morgan Stanley	7,062	2,866	Zillow Group Inc 'C'	Goldman Sachs	(235)			Barclays Bank	(3,677)	
(26,139)	YETI Holdings Inc	Bank of America	132,928	(333)	Zimmer Biomet Holdings Inc	Morgan Stanley	(344)			Goldman Sachs	(1,044)	
(16,559)	YETI Holdings Inc	Merrill Lynch		(4,707)	Zimvie Inc	Bank of America	2,212				(5,925,783)	
(2,783)	YETI Holdings Inc	Barclays Bank	38,913	(5,704)	Zions Bancorp NA	Bank of America	1,712				(6,269,802)	
(11,422)	YETI Holdings Inc	Goldman Sachs	14,667	(2,426)	Zions Bancorp NA	Merrill Lynch						
(16,708)	YETI Holdings Inc	HSBC	84,409	9,227	Zions Bancorp NA	Goldman Sachs	(593)					
6,593	Yext Inc	Morgan Stanley	39,264	(4,190)	Zions Bancorp NA	Morgan Stanley	2,214					
20,288	Yext Inc	Bank of America	8,043			Morgan Stanley	(1,006)					
4,891	Yext Inc	Merrill Lynch										
6,059	Yext Inc	Barclays Bank	12,376									
4,176	Yext Inc	Goldman Sachs	5,967									
		HSBC	6,725									
		Morgan Stanley	2,547									

合計(基礎となるエクスポージャー総額－4,478,898,269米ドル)

* 公正価値調整の対象である有価証券。
π 0.5米ドル未満の金額は端数切捨てによりゼロとして表示されている。

未決済先渡為替予約(2023年5月31日現在)

通貨	買予約	通貨	売予約	取引相手	期日	未実現純評価益／(損) (米ドル)
デリバティブ金融商品						
未決済先渡為替予約						
ヘッジを使用したスイス・フラン建投資証券クラス						
CHF	244,842	USD	276,066	State Street Bank & Trust Company	15/6/2023	(7,395)
USD	4,780	CHF	4,271	State Street Bank & Trust Company	15/6/2023	94
						(7,301)
ヘッジを使用したユーロ建投資証券クラス						
EUR	266,007,355	USD	294,373,775	State Street Bank & Trust Company	15/6/2023	(10,130,654)
USD	25,865,638	EUR	23,864,187	State Street Bank & Trust Company	15/6/2023	365,478
						(9,765,176)
ヘッジを使用した英ポンド建投資証券クラス						
GBP	2,565	USD	3,210	State Street Bank & Trust Company	15/6/2023	(34)
USD	3,019	GBP	2,410	State Street Bank & Trust Company	15/6/2023	35
						1
ヘッジを使用した日本円建投資証券クラス						
JPY	39,840,460,329	USD	296,191,884	State Street Bank & Trust Company	15/6/2023	(11,390,597)
USD	5,186,771	JPY	702,888,538	State Street Bank & Trust Company	15/6/2023	162,141
						(11,228,456)
ヘッジを使用したスウェーデン・クローネ建投資証券クラス						
SEK	623,645,964	USD	58,520,001	State Street Bank & Trust Company	15/6/2023	(1,104,709)
USD	5,974,581	SEK	63,453,894	State Street Bank & Trust Company	15/6/2023	132,766
						(971,943)
合計(基礎となるエクスポージャー総額-663,105,826米ドル)						(21,972,875)

ピクテTRーアトラスHI-JPYクラス(円建て円ヘッジ)

2022年12月31日決算

●当ファンドの仕組みは次の通りです。

形 態	外国籍投資法人
主 要 投 資 対 象	世界各国の株式(DR(預託証券)を含みます。)を実質的な主要投資対象とします。
運 用 方 針	ファンドは世界各国の金融商品取引所に上場している企業の株式(DR(預託証券)を含みます。)へのロング・ショート戦略での投資によって長期的な絶対リターンを追求し、信託財産の成長を目指して運用を行ないます。
管 理 会 社	ピクテ・アセット・マネジメント(ヨーロッパ)エス・エイ
投 資 顧 問 会 社	ピクテ・アセット・マネジメント・エス・エイ ピクテ・アセット・マネジメント・リミテッド
受 託 会 社	BNP パリバ・エス・エイ ルクセンブルグ支店
保 管 受 託 銀 行 管 理 事 務 代 行 会 社	BNP パリバ・エス・エイ ルクセンブルグ支店

*作成時点において、入手可能な直前計算期間の年次報告書をもとに作成いたしております。

運用計算書および純資産変動計算書

(2022年12月31日に終了する計測期間)

(ユーロ)

期首純資産	3,246,177,191.41
収益	
配当(純額)	14,808,699.78
債券に係る利息(純額)	0.00
スワップ契約に係る利息	0.00
クレジット・デフォルト・スワップ契約に係る利息	0.00
証券貸付に係る利息	10,185.97
銀行利息	1,588,715.12
その他収益	8,862.37
	16,416,463.24
費用	
運用報酬	39,299,619.69
成功報酬	934.37
預託費用、銀行手数料および利息	4,049,384.74
専門家報酬、監査報酬およびその他費用	447,854.42
サービス料	9,174,209.60
税金の支払	1,293,344.18
取引費用	4,541,826.86
スワップ契約に係る支払利息	0.00
差金決済取引に係る支払配当金	9,366,609.50
クレジット・デフォルト・スワップ契約に係るプレミアム	0.00
	68,173,783.36
純投資損失	(51,757,320.12)
当期実現純損益	
投資有価証券売却	(121,035,875.64)
外国為替	11,242,200.14
オプション契約	10,415,351.32
外国為替先渡契約	(22,751,794.23)
先渡契約	51,270,388.71
クレジット・デフォルト・スワップ契約	0.00
金利スワップ契約	0.00
トータル・リターン・スワップ契約	0.00
当期実現純損益	(122,617,049.82)
純未実現評価損益の変動額	
投資有価証券	(56,675,273.46)
オプション契約	910,829.07
外国為替先渡契約	25,141,350.34
先渡契約	(16,255,970.55)
クレジット・デフォルト・スワップ契約	0.00
金利スワップ契約	0.00
トータル・リターン・スワップ契約	0.00
運用による純資産の増加/減少額	(169,496,114.42)
受益証券申込代金	839,772,853.69
受益証券買戻費用	(1,105,240,450.11)
期末純資産	2,811,213,480.57

投資有価証券およびその他純資産明細表

(2022年12月31日現在)

(ユーロ表示)

銘柄	通貨	数量	市場価値	純資産比率 (%)
I. 公式な証券市場に上場されたまたは他の規制市場で取引される 譲渡可能な有価証券				
株式				
ケイマン諸島				
ALIBABA GROUP HOLDING	HKD	1,638,700.00	16,967,637.47	0.60
ANTA SPORTS PRODUCTS	HKD	168,200.00	2,065,686.66	0.07
JD.COM 'A' -S-	HKD	49,050.00	1,296,639.20	0.05
TENCENT HOLDINGS	HKD	638,000.00	25,581,733.16	0.91
			45,911,696.49	1.63
キプロス				
ALIBABA GROUP HOLDING ADR -SPONS.-	USD	281,587.00	23,241,975.95	0.83
			23,241,975.95	0.83
フランス				
AIR LIQUIDE	EUR	83,413.00	11,043,881.20	0.39
BNP PARIBAS 'A'	EUR	262,558.00	13,981,213.50	0.50
PERNOD-RICARD	EUR	146,987.00	27,008,861.25	0.96
SAFRAN	EUR	344,792.00	40,313,080.64	1.44
TOTAL ENERGIES	EUR	353,822.00	20,751,660.30	0.74
			113,098,696.89	4.03
ドイツ				
R.W.E.	EUR	678,001.00	28,198,061.59	1.00
SIEMENS	EUR	107,638.00	13,954,190.32	0.50
			42,152,251.91	1.50
オランダ				
AIRBUS	EUR	320,180.00	35,546,383.60	1.26
ASML HOLDING	EUR	21,381.00	10,771,747.80	0.38
HEINEKEN	EUR	63,535.00	5,583,455.80	0.20
			51,901,587.20	1.84
スウェーデン				
SANDVIK	SEK	1,158,964.00	19,635,243.60	0.70
			19,635,243.60	0.70
スイス				
COMPAGNIE FINANCIERE RICHEMONT	CHF	78,679.00	9,553,508.63	0.34
			9,553,508.63	0.34
米国				
ALPHABET 'A'	USD	212,016.00	17,527,450.63	0.62

銘柄	通貨	数量	市場価値	純資産比率 (%)
AMAZON.COM	USD	67,282.00	5,295,561.49	0.19
DANAHER	USD	28,704.00	7,138,548.31	0.25
MICROSOFT	USD	56,647.00	12,729,054.62	0.45
NIKE 'B'	USD	72,837.00	7,985,624.15	0.28
PPG INDUSTRIES	USD	58,076.00	6,842,329.58	0.24
			57,518,568.78	2.03
合計 I.			363,013,529.45	12.90
II. 投資ファンドの受益証券				
<i>ルクセンブルグ</i>				
PICTET - SHORT-TERM MONEY MARKET EUR Z	EUR	1,866,158.10	258,886,701.80	9.22
			258,886,701.80	9.22
合計 II.			258,886,701.80	9.22
投資有価証券合計			621,900,231.25	22.12
現金預金			701,941,523.73	24.97
銀行預金			1,477,685,039.52	52.56
その他資産(純額)			9,686,686.07	0.35
純資産合計			2,811,213,480.57	100.00

外国為替先渡契約

下記の外国為替先渡契約で通貨ペアが同一の契約は合算されている。最長の満期日のみが表示されている。

2022年12月31日現在、下記の外国為替先渡契約が未決済である。

通貨	買い	通貨	売り	満期日
CHF	107,754,871.54	EUR	109,284,269.06	31/01/2023
EUR	316,201.55	CHF	312,078.12	31/01/2023
EUR	4,451,715.58	USD	4,742,959.69	31/01/2023
GBP	538,333.13	EUR	613,538.18	31/01/2023
JPY	69,134,785,889.00	EUR	475,556,761.08	31/01/2023
USD	402,779,011.70	EUR	376,658,014.34	31/01/2023
USD	19,834,438.88	HKD	155,038,470.00	21/02/2023
USD	13,941,441.96	TWD	422,973,590.00	20/03/2023

2022年12月31日現在、上記契約の未実現純利益は16,302,935.45ユーロで、純資産計算書に含まれている。

先渡契約 差金決済取引(「CFD」)

下記のCFD契約で発行体が同一の契約は合算されている。
2022年12月31日現在、本ファンドは下記のCFDを保有している。

銘柄	数量	通貨	コミットメント (ユーロ)
Airbnb Inc-Class A	(65,947)	USD	(5,283,174.98)
Assa Abloy 'B'	(592,618)	SEK	(11,921,372.86)
AT&T	(138,697)	USD	(2,392,515.13)
Atlas Copco 'A'	(956,437)	SEK	(10,587,657.17)
Boeing	(59,797)	USD	(10,672,973.09)
Bouygues	(216,358)	EUR	(6,066,678.32)
BP	1,291,421	GBP	6,912,322.71
Bunzl	(410,281)	GBP	(12,758,132.20)
Costco Wholesale Corp	(14,079)	USD	(6,022,078.70)
Diageo	(269,821)	GBP	(11,099,990.41)
Essilor International	(74,915)	EUR	(12,675,618.00)
Exxon Mobil	(248,306)	USD	(25,662,358.21)
Ferrari	(36,851)	EUR	(7,377,570.20)
General Mills	(77,287)	USD	(6,072,162.05)
Glencore Finance Europe	886,355	GBP	5,518,427.75
Hexagon 'B'	(1,949,843)	SEK	(19,112,240.01)
Intl Business Machines	(119,720)	USD	(15,804,498.29)
Int'l Consolidated Airline	(6,975,812)	GBP	(9,736,653.22)
Japan Airport Terminal	137,500	JPY	6,376,124.42
Kering	(15,309)	EUR	(7,279,429.50)
Klepierre	(865,795)	EUR	(18,640,566.35)
Linde	(40,821)	EUR	(12,468,774.45)
LVMH Moët Hennessy - Louis Vuitton S.A.	12,289	EUR	8,355,291.10
Omnicom Group	(114,892)	USD	(8,781,204.44)
Randstad Holding	(287,747)	EUR	(16,390,069.12)
Red Electrica Corporacion SA	(483,974)	EUR	(7,869,417.24)
Rexel	(370,979)	EUR	(6,840,852.76)
Ryanair Holdings	1,306,724	EUR	15,955,100.04
Salik Co PJSC	8,998,103	AED	5,693,258.35
Sherwin-Williams	(31,846)	USD	(7,081,762.64)
Sodexo	(64,162)	EUR	(5,741,215.76)
Stoxx 600 Auto Eux	(35,490)	EUR	(18,711,392.70)
Taiwan Semiconductor Manufacturing	945,000	USD	12,920,757.21
Teleperformance	67,753	EUR	15,088,593.10
Toyota Motor	(41,100)	JPY	(529,006.17)
Unibail-Rodamco	(60,294)	EUR	(2,932,097.22)

2022年12月31日現在、上記契約の未実現純損失は1,350,620.65ユーロで、純資産計算書に含まれている。

先物契約

2022年12月31日現在、本ファンドは下記の未決済先物契約を保有している。

	満期日	通貨	コミットメント (ユーロ)
Purchase of 567.00 Euro FX Currency (CME)	13/03/2023	USD	71,416,233.31
Purchase of 264.00 US 10Y Note Future (CBT)	22/03/2023	USD	27,778,285.32
Sale of 81.00 DAX Index	17/03/2023	EUR	(28,325,700.00)
Sale of 652.00 Euro Stoxx 50	17/03/2023	EUR	(24,678,200.00)
Sale of 3,067.00 Euro Stoxx Banks	17/03/2023	EUR	(14,759,937.50)
Sale of 360.00 FTSE TW RCAP PR TWD	30/01/2023	USD	(16,754,462.40)
Sale of 138.00 Hang Seng Index	30/01/2023	HKD	(16,496,515.55)

2022年12月31日現在、上記契約の未実現純利益は640,884.49ユーロで、純資産計算書に含まれている。

オプション契約

2022年12月31日現在、本ファンドは下記の未決済オプション契約を保有している。

銘柄	数量	行使価格	満期日	通貨	コミットメント (ユーロ)	市場価値 (ユーロ)
PUT Euro Stoxx Banky	1,598	95	20/01/2023	EUR	135,830.00	135,830.00
PUT FTSE 100 Index	1,867	7300	20/01/2023	GBP	662,840.24	662,840.24

2022年12月31日現在、上記契約の市場価値は798,670.24ユーロで、純資産計算書の資産の部に含まれている。

ノルデア1 - アルファ15・エムエー・ファンド HBI-JPYクラス(円ヘッジ)

2022年12月31日決算

●当ファンドの仕組みは次の通りです。

形 態	外国籍投資法人
投 資 対 象	世界各国の株式、債券、通貨および関連するデリバティブ
運 用 方 針	株式、債券、通貨および関連するデリバティブなど流動性高い有価証券を投資対象とし、複数の相関が低いロング・ポジションとショート・ポジションを構築することにより、市場動向に左右されにくい安定した収益の獲得を目指します。
管 理 会 社	ノルデア・インベストメント・ファンズ エス・エー
投 資 運 用 会 社	ノルデア・インベストメント・マネジメント エービー
保 管 受 託 銀 行	JP モルガン・SE - ルクセンブルグ支店
事 務 代 行 会 社	ノルデア・インベストメント・ファンズ エス・エー

*作成時点において、入手可能な直前計算期間の年次報告書をもとに作成いたしております。

損益計算書および純資産変動計算書

2022年12月31日現在

(金額はユーロ表示)

期首純資産総額	4,968,655,663.66
期首純資産合計再評価差異	—
期末レートでの結定期首純資産合計	—
収益	
配当金純額	98,667,146.64
債券利息純額	5,363,356.30
銀行利息純額	601,307.47
デリバティブに係る利息純額	13,055,069.80
その他収益	1,200.96
	117,688,081.17
費用	
配当金純額	—
銀行利息純額	—
デリバティブに係る利息純額	—
レボ取引に係る利息純額	—
監査、法務、登録、取締役会およびその他の報酬	516,941.78
中央管理報酬	6,036,084.07
預託銀行報酬	301,232.35
販売報酬 E受益証券およびHE受益証券	2,594,206.10
運用報酬	49,842,610.07
印刷、出版およびインターネット費用	207,074.96
年次税	903,444.98
取引関連費用	2,707,821.39
	63,109,415.70
純利益／(損失)	54,578,665.47
有価証券に係る実現純利益／(損失)	230,582,233.42
エクイティ・スワップに係る実現純利益／(損失)	57,509,942.02
クレジット・デフォルト・スワップに係る実現純利益／(損失)	(169,277,129.88)
先物に係る実現純利益／(損失)	(75,778,045.88)
金利スワップに係る実現純利益／(損失)	—
オプションに係る実現純利益／(損失)	520,503.16
トータル・リターン・スワップに係る実現純利益／(損失)	—
外国為替先渡契約に係る実現純利益／(損失)	(369,798,287.62)
外国通貨に係る実現純利益／(損失)	13,886,111.30
レボ契約に係る実現純利益／(損失)	—
実現純利益／(損失)	(257,776,008.01)

有価証券に係る未実現利益／(損失)の変動額	(345,510,258.08)
エクイティ・スワップに係る未実現利益／(損失)の変動額	(6,725,914.90)
クレジット・デフォルト・スワップに係る未実現利益／(損失)の変動額	32,881,328.58
先物に係る未実現利益／(損失)の変動額	48,249,105.48
金利スワップに係る未実現利益／(損失)の変動額	—
オプションに係る未実現利益／(損失)の変動額	504,878.04
外国為替先渡契約に係る未実現利益／(損失)の変動額	182,766,510.36
外国通貨に係る未実現利益／(損失)の変動額	(13,923.97)
レボ契約に係る未実現利益／(損失)の変動額	—
運用による純資産の純増加／(減少)額	(345,624,282.50)
スイング調整の戻入	—
資本の変動	
発行受益証券からの手取金	836,320,253.37
買戻受益証券に係る支払	(1,019,061,519.54)
支払配当金	(2,219,680.46)
期末純資産合計 — スイング未済	4,438,070,434.53
スイング調整の加算／(減算)	—
期末純資産合計 — スイング済	4,438,070,434.53

(金額は円表示)

HBI - JPY Shares

1口当たり純資産価格

12,532.0000

発行済受益証券数

382,740.000

投資有価証券およびその他の純資産明細書
2022年12月31日現在
(金額はユーロ表示)

株数/額面	銘柄	市場価値	純資産に 占める割合 (%)	株数/額面	銘柄	市場価値	純資産に 占める割合 (%)
公式取引所に上場されている譲渡可能有価証券および短期金融市場商品							
債券							
EUR							
70,000,000.00	Bundesobligation 0.000000% 05-04-2024*	67,865,700.00	1.53	99,842.00	Air Liquide	13,326,910.16	0.30
70,000,000.00	Bundesobligation 0.000000% 11-04-2025*	66,114,300.00	1.49	283,492.00	Allianz	56,953,542.80	1.28
90,000,000.00	Bundesobligation 0.000000% 13-10-2023*	88,382,070.00	1.99	758,871.00	Deutsche Post	26,697,081.78	0.60
40,000,000.00	Bundesobligation 0.000000% 14-04-2023*	39,812,000.00	0.90	312,364.00	Iberdrola	3,428,194.90	0.08
70,000,000.00	Bundesobligation 0.000000% 18-10-2024*	66,888,140.90	1.51	60,460.00	Muenchener Ruesckversicherungs-Gesellschaft AG in M	18,379,840.00	0.41
80,000,000.00	Bundesrepublik Deutschland B 0.5% 15-02-2025	76,654,320.00	1.73	119,349.00	Prosus	7,707,558.42	0.17
80,000,000.00	Bundesrepublik Deutschland B 1% 15-08-2024	78,076,160.00	1.76	364,287.00	Sanofi	32,953,402.02	0.74
35,001,000.00	Bundesrepublik Deutschland B 1.5% 15-02-2023*	35,006,705.16	0.79	61,892.00	Siemens	8,023,678.88	0.18
		518,799,396.06	11.69	558,154.00	Unilever	26,263,936.47	0.59
				130,983.00	Vinci	12,261,318.63	0.28
						205,995,464.06	4.64
GBP							
7,500,000.00	United Kingdom Gilt 0.125% 31-01-2023	8,436,536.02	0.19	1,489,944.00	Diageo	61,309,796.25	1.38
5,000,000.00	United Kingdom Gilt 0.125% 31-01-2024	5,421,721.34	0.12	7,303.00	GSK	118,360.40	0.00
7,500,000.00	United Kingdom Gilt 0.75% 22-07-2023	8,336,564.10	0.19	136,901.00	Reckitt Benckiser Group	8,880,625.19	0.20
3,000,000.00	United Kingdom Gilt 1% 22-04-2024	3,270,642.80	0.07	672,400.00	Rightmove	3,876,640.17	0.09
3,000,000.00	United Kingdom Gilt 2.75% 07-09-2024	3,331,207.81	0.08			74,185,422.01	1.67
		28,796,672.07	0.65				
USD							
20,000,000.00	United States Treasury Note/ 0.125% 30-04-2023	18,471,859.28	0.42	13,767,000.00	China Construction Bank	8,089,249.16	0.18
20,000,000.00	United States Treasury Note/ 0.125% 30-06-2023	18,321,222.84	0.41	3,776,917.00	China Everbright Environment Group	1,583,882.31	0.04
30,000,000.00	United States Treasury Note/ 0.125% 31-03-2023	27,819,472.62	0.63	7,437,000.00	China Longyuan Power Group	8,525,231.82	0.19
20,000,000.00	United States Treasury Note/ 0.125% 31-07-2023	18,247,368.90	0.41	1,192,000.00	China Overseas Land & Investment	2,950,553.66	0.07
40,000,000.00	United States Treasury Note/ 2.375% 31-01-2023	37,426,042.44	0.84	1,224,000.00	China Resources Land	5,257,962.75	0.12
20,000,000.00	United States Treasury Note/ 2.75% 31-05-2023	18,591,245.23	0.42	3,840,000.00	China Traditional Chinese Medicine Holdings	1,638,021.58	0.04
		138,877,211.31	3.13	16,393,000.00	Industrial & Commercial Bank of China	7,918,529.39	0.18
		686,473,279.44	15.47	2,083,500.00	Ping An Insurance Group Co of China	12,930,754.66	0.29
				2,942,000.00	Sinopharm Group	7,013,654.65	0.16
				50,000.00	Techtronic Industries	523,296.95	0.01
						56,431,136.93	1.27
株式							
BRL							
877,277.00	Banco Bradesco	2,358,463.52	0.05	IDR			
430,000.00	CPFL Energia	2,533,298.27	0.06	50,921,460.00	Telkom Indonesia Persero	11,492,284.96	0.26
		4,891,761.79	0.11			11,492,284.96	0.26
CAD							
239,800.00	Bank of Nova Scotia/The	10,988,186.23	0.25	INR			
4,400.00	Royal Bank of Canada	389,226.48	0.01	568,179.00	HCL Technologies	6,687,383.46	0.15
		11,377,412.71	0.26	3,070,327.00	Power Grid Corp of India	7,430,521.16	0.17
				996,479.00	UPL	8,081,691.50	0.18
						22,199,596.12	0.50
CHF							
726,534.00	Nestle	79,601,253.66	1.79	JPY			
208,174.00	Roche Holding	61,596,009.13	1.39	377,200.00	Hoya	34,054,604.02	0.77
32,192.00	Sonova Holding	7,183,526.12	0.16	111,200.00	KDDI	3,146,556.43	0.07
		148,380,788.91	3.34	262,700.00	Nippon Telegraph & Telephone	7,022,768.38	0.16
				114,200.00	Shin-Etsu Chemical	13,166,801.57	0.30
						57,390,730.40	1.29
DKK							
2,636,499.00	Novo Nordisk B	333,513,657.40	7.51				
		333,513,657.40	7.51				

株数/額面	銘柄	市場価値	純資産に 占める割合 (%)	株数/額面	銘柄	市場価値	純資産に 占める割合 (%)
KRW							
85,016.00	BNK Financial Group	409,438.18	0.01	155,278.00	Colgate-Palmolive	11,482,730.63	0.26
45,527.00	Hyundai Glovis	5,515,197.92	0.12	20,048.00	Constellation Brands	4,386,574.15	0.10
28,252.00	Hyundai Mobis	4,196,989.54	0.09	25,057.00	Costco Wholesale	10,619,557.33	0.24
24,423.00	LG	1,413,267.45	0.03	54,453.00	CVS Health	4,750,703.48	0.11
276,522.00	Samsung Electronics	11,329,979.72	0.26	227,136.00	eBay	8,803,687.94	0.20
74,841.00	Samsung Fire & Marine Insurance	11,090,315.20	0.25	16,351.00	Edison International	982,117.03	0.02
205,625.00	SK Square	5,111,433.93	0.12	68,461.00	Elevance Health	32,761,348.17	0.74
341,405.00	SK Telecom	11,990,092.42	0.27	66,622.00	Estee Lauder Cos	15,369,842.39	0.35
		51,056,714.36	1.15	300,065.00	Expeditors International of Washington	29,448,455.29	0.66
				81,559.00	F5	10,813,148.54	0.24
MXN							
1,019,800.00	Fomento Economico Mexicano	7,515,744.33	0.17	69,291.00	Fiserv	6,532,122.00	0.15
501,600.00	Grupo Financiero Banorte	3,435,586.54	0.08	137,421.00	General Mills	10,840,725.35	0.24
		10,951,330.87	0.25	241,417.00	Global Payments	22,308,482.42	0.50
				68,385.00	Hershey	14,869,981.40	0.34
PHP							
24,920.00	PLDT	551,769.13	0.01	347,378.00	Infosys ADR	5,881,032.89	0.13
		551,769.13	0.01	4,843.00	Intuit	1,750,304.26	0.04
THB							
159,100.00	Advanced Info Service	839,233.37	0.02	172,466.00	Johnson & Johnson	28,558,243.16	0.64
224,800.00	Bangkok Bank	899,986.46	0.02	46,242.00	Laboratory Corp of America	10,181,601.56	0.23
9,557,600.00	Thai Union Group	4,369,316.54	0.10	125,222.00	Marsh & McLennan Cos	19,402,458.76	0.44
		6,108,536.37	0.14	431,868.00	Mastercard	139,560,510.20	3.14
				50,695.00	McDonald's	12,489,583.74	0.28
TRY							
198,430.00	BIM Birlesik Magazalar	1,359,686.18	0.03	162,335.00	Meta Platforms	18,009,169.77	0.41
		1,359,686.18	0.03	269,798.00	Microsoft	60,170,249.61	1.36
TWD							
1,231,000.00	Taiwan Semiconductor Manufacturing	16,829,583.31	0.38	66,797.00	Ming Yang Smart Energy Group GDR	1,098,315.78	0.02
		16,829,583.31	0.38	1,044,171.00	Mondelez International	65,109,664.97	1.47
USD							
115,181.00	Accenture	28,550,557.15	0.64	333,872.00	Monster Beverage	31,690,234.99	0.71
196,106.00	Adobe	61,498,665.22	1.39	38,439.00	NetEase ADR	2,631,865.95	0.06
359,487.00	Akamai Technologies	28,379,045.88	0.64	242,264.00	NIKE	26,454,180.17	0.60
118,252.00	Alibaba Group Holding ADR	9,827,097.39	0.22	87,886.00	Oracle	6,681,098.08	0.15
507,843.00	Alphabet	41,399,184.36	0.93	96,163.00	Paychex	10,378,954.98	0.23
164,740.00	Automatic Data Processing	36,818,969.41	0.83	269,811.00	PepsiCo	45,718,852.73	1.03
21,380.00	AutoZone	49,365,796.04	1.11	299,255.00	Procter & Gamble	42,566,069.33	0.96
35,430.00	Baidu ADR	3,847,226.31	0.09	192,197.00	Public Service Enterprise Group	11,097,672.84	0.25
358,587.00	Baxter International	17,046,614.87	0.38	225,611.00	Ross Stores	24,320,796.05	0.55
195,865.00	Cadence Design Systems	29,337,084.88	0.66	62,041.00	SK Telecom ADR	1,210,768.75	0.03
195,646.00	Centene	14,988,498.07	0.34	539,627.00	Starbucks	49,859,947.29	1.12
20,813.00	Chubb	4,317,232.59	0.10	52,607.00	State Street	3,793,657.93	0.09
233,928.00	Cia de Saneamento Basico do Estado de Sao Paulo AD	2,364,812.97	0.05	91,869.00	Stryker	20,856,978.57	0.47
205,567.00	Cisco Systems	9,084,738.27	0.20	387,130.00	Texas Roadhouse	33,205,369.84	0.75
1,162,577.00	Coca-Cola	69,274,274.79	1.56	499,799.00	TJX Cos	36,987,982.40	0.83
33,708.00	Cognizant Technology Solutions	1,785,590.78	0.04	384,147.00	Toro	40,288,017.22	0.91
				10,232.00	Tractor Supply	2,151,610.29	0.05
				50,735.00	UnitedHealth Group	25,089,666.04	0.57
				296,109.00	Verizon Communications	10,930,523.82	0.25
				715,787.00	Visa	138,590,473.06	3.12
				18,349.00	VMware	2,093,197.40	0.05
				85,094.00	Walgreens Boots Alliance	2,966,550.56	0.07
				70,616.00	Walmart	9,376,873.27	0.21
				152,730.00	Waste Management	22,538,532.16	0.51
				25,801.00	WW Grainger	13,483,914.19	0.30
						1,569,029,787.71	35.35

株数/額面	銘柄	市場価値	純資産に 占める割合 (%)
ZAR			
40,784.00	Naspers	6,365,524.09	0.14
847,198.00	Sanlam	2,280,969.99	0.05
324,805.00	Standard Bank Group	3,011,730.80	0.07
		11,658,224.88	0.26
	株式合計	2,593,403,888.10	58.44
公式取引所に上場されている譲渡可能有価証券および短期金融市場商品合計			
		3,279,877,167.54	73.90
別の規制市場で取引されている譲渡可能有価証券および短期金融市場商品			
株式			
CNY			
3,652,358.00	Chengdu Xingrong Environment	2,407,045.63	0.05
571,991.00	China Resources Sanjiu Medical & Pharmaceutical	3,608,527.01	0.08
883,590.00	Henan Shuanghui Investment & Development	3,087,844.58	0.07
2,428,561.00	Ming Yang Smart Energy Group	8,267,695.76	0.19
3,083,880.00	Titan Wind Energy Suzhou	6,288,376.30	0.14
908,289.00	Zhejiang Chint Electrics	3,390,829.46	0.08
		27,050,318.74	0.61
	株式合計	27,050,318.74	0.61
別の規制市場で取引されている譲渡可能有価証券および短期金融市場商品合計			
		27,050,318.74	0.61
	投資合計	3,306,927,486.28	74.51
	銀行預金	916,193,146.37	20.64
	その他純資産	214,949,801.88	4.84
	純資産合計	4,438,070,434.53	100.00

(*) 債券は担保として一部または全部差し入れられている。

純資産のパーセントの差異は四捨五入の結果である。

◎デリバティブ商品明細書

●外国為替先渡契約

買建金額	買建通貨	売建金額	売建通貨	サブ・ファンド基準通貨建の 未実現評価益／(評価損) (ユーロ)	満期日
受益証券クラス・ヘッジ:					
取引相手: JPMorgan Chase Bank NA/London					
5,595,370.76	CHF	5,712,454.25	EUR	(24,794.39)	31/01/2023
330,132.10	EUR	325,069.48	CHF	(296.13)	31/01/2023
19,579,523.51	EUR	17,005,375.79	GBP	439,585.38	31/01/2023
1,649,566.38	EUR	237,748,620.00	JPY	(43,269.25)	31/01/2023
666,029.05	EUR	6,961,082.51	NOK	4,829.31	31/01/2023
21,111,911.52	EUR	232,524,463.67	SEK	205,243.74	31/01/2023
1,008,197.97	EUR	1,450,994.71	SGD	(4,888.83)	31/01/2023
44,239,188.18	EUR	46,720,933.27	USD	560,803.41	31/01/2023
344,539,050.09	GBP	400,027,132.98	EUR	(12,235,028.24)	31/01/2023
5,044,708,641.00	JPY	35,019,970.31	EUR	899,774.40	31/01/2023
154,224,709.29	NOK	14,936,146.49	EUR	(286,783.35)	31/01/2023
3,288,328,612.99	SEK	303,744,322.16	EUR	(8,076,510.29)	31/01/2023
32,715,088.71	SGD	22,813,706.03	EUR	28,157.25	31/01/2023
484,152,707.25	USD	463,725,445.09	EUR	(11,092,800.31)	31/01/2023
				(29,625,977.30)	
効率的ポートフォリオ管理:					
取引相手: Barclays Bank Ireland PLC					
100,000,000.00	USD	93,839,414.30	EUR	(319,928.52)	25/01/2023
54,300,645.74	EUR	91,886,450.43	NZD	(204,839.11)	22/02/2023
2,587,000.00	EUR	2,766,259.44	USD	4,738.17	22/02/2023
60,289,538,400.00	IDR	3,857,000.00	USD	30,817.76	22/02/2023
2,568,385,808.00	INR	31,344,000.00	USD	(356,233.88)	22/02/2023
33,966,256,703.00	KRW	25,498,751.52	USD	1,492,159.05	22/02/2023
289,817,710.00	PHP	5,221,000.00	USD	(17,532.13)	22/02/2023
13,197,000.00	USD	1,095,601,743.00	INR	(9,486.17)	22/02/2023
1,227,000.00	USD	1,657,100,310.00	KRW	(88,617.58)	22/02/2023
84,200,000.00	HKD	10,223,328.74	EUR	(133,970.33)	28/02/2023
123,081,759.87	EUR	106,365,373.73	GBP	3,591,598.75	13/03/2023
509,158.99	GBP	589,178.44	EUR	(17,192.59)	13/03/2023
				3,971,513.42	
取引相手: BNP Paribas SA					
16,758,683.93	CAD	20,419,000.00	NZD	(549,096.52)	25/01/2023
18,711,000.00	CAD	145,613,243.78	SEK	(163,162.49)	25/01/2023
16,680,000.00	GBP	25,865,677.67	CAD	902,352.78	25/01/2023
80,291,944.03	NOK	11,868,000.00	AUD	77,542.83	25/01/2023
903,434,633.52	NOK	86,323,070.78	EUR	(497,169.08)	25/01/2023
146,763,907.48	NOK	24,458,000.00	NZD	(586,382.73)	25/01/2023
219,123,736.41	SEK	17,358,000.00	GBP	162,174.29	25/01/2023
149,330,520.59	SEK	22,898,000.00	NZD	(175,584.31)	25/01/2023
11,247,005.52	CHF	17,756,000.00	AUD	154,430.50	22/02/2023
95,654,691.80	CZK	3,889,000.00	EUR	50,629.32	22/02/2023
39,348,200.00	EUR	16,588,724,499.92	HUF	(1,281,110.55)	22/02/2023
36,647,700.00	EUR	174,513,303.08	PLN	(306,840.42)	22/02/2023
26,893,000.00	EUR	27,844,979.93	USD	897,577.53	22/02/2023

買建金額	買建通貨	売建金額	売建通貨	サブ・ファンド基準通貨建の 未実現評価益／(評価損) (ユーロ)	満期日
61,214,000.00	GBP	774,021,163.69	SEK	(747,167.85)	22/02/2023
57,346,937,828.18	HUF	135,808,256.98	EUR	4,645,925.51	22/02/2023
32,006,187.23	PLN	6,753,000.00	EUR	24,652.35	22/02/2023
128,698,510.03	SEK	123,173,000.00	NOK	(123,735.09)	22/02/2023
2,863,127.36	SGD	2,124,000.00	USD	13,941.28	22/02/2023
18,620,318.77	USD	17,457,000.00	EUR	(75,081.23)	22/02/2023
13,700,000.00	USD	1,140,920,930.00	INR	(49,793.54)	22/02/2023
8,317,000.00	USD	10,841,836,519.00	KRW	(310,685.86)	22/02/2023
8,071,000.00	USD	161,129,931.49	MXN	(79,705.11)	22/02/2023
27,659,000.00	USD	271,693,953.72	NOK	27,272.30	22/02/2023
27,742,000.00	USD	37,596,105.61	SGD	(321,296.21)	22/02/2023
471,860,792.95	ZAR	27,142,000.00	USD	523,424.10	22/02/2023
1,890,000.00	SEK	170,848.22	EUR	(965.44)	28/02/2023
14,589,000.00	EUR	22,832,139.51	AUD	81,617.36	13/03/2023
				2,293,763.72	

取引相手: BofA Securities Europe SA

1,966,000.00	AUD	1,803,016.63	CAD	4,800.67	25/01/2023
15,472,928.22	AUD	9,780,000.00	EUR	63,247.30	25/01/2023
2,626,126.29	AUD	1,471,000.00	GBP	14,712.82	25/01/2023
8,110,000.00	CAD	5,624,463.42	CHF	(111,343.21)	25/01/2023
15,754,663.08	CAD	9,972,000.00	GBP	(338,583.41)	25/01/2023
1,260,316.80	CAD	1,469,000.00	NZD	(1,788.46)	25/01/2023
8,801,000.00	CAD	66,313,942.02	SEK	118,786.15	25/01/2023
1,064,512.61	CHF	1,082,000.00	EUR	(250.80)	25/01/2023
13,164,000.00	EUR	20,447,837.57	AUD	155,610.56	25/01/2023
5,388,000.00	EUR	5,336,847.41	CHF	(35,214.81)	25/01/2023
10,568,000.00	EUR	9,271,264.13	GBP	131,093.69	25/01/2023
86,632,871.80	EUR	150,399,516.88	NZD	(2,710,112.04)	25/01/2023
5,228,000.00	EUR	5,260,945.81	USD	307,617.02	25/01/2023
4,744,875,468.00	JPY	32,170,000.00	CHF	1,079,361.65	25/01/2023
639,812,082.00	JPY	4,443,000.00	EUR	110,718.11	25/01/2023
242,419,777.00	JPY	1,456,000.00	GBP	86,280.00	25/01/2023
38,987,219.84	NOK	3,291,000.00	GBP	(962.84)	25/01/2023
100,836,883.31	NOK	16,598,000.00	NZD	(280,472.46)	25/01/2023
426,220.41	NZD	395,000.00	AUD	1,913.40	25/01/2023
32,547,001.60	SEK	2,900,000.00	CHF	(20,478.68)	25/01/2023
6,233,223.00	USD	5,073,000.00	GBP	118,382.80	25/01/2023
7,780,000.00	AUD	709,537,273.00	JPY	(113,613.69)	22/02/2023
14,009,000.00	AUD	99,175,356.63	SEK	(8,690.03)	22/02/2023
355,568,979.00	BRL	67,310,739.05	USD	(687,396.57)	22/02/2023
16,532,536.53	CAD	18,359,000.00	AUD	(264,923.58)	22/02/2023
15,137,000.00	CAD	1,497,235,486.00	JPY	(233,672.06)	22/02/2023
5,709,000.00	CAD	43,636,381.83	SEK	16,161.74	22/02/2023
1,750,000.00	EUR	2,727,709.25	AUD	15,833.93	22/02/2023
20,193,000.00	EUR	29,084,893.17	CAD	126,834.14	22/02/2023
201,538,045.14	EUR	29,143,451,340.00	JPY	(6,278,001.80)	22/02/2023
30,931,000.00	EUR	147,603,447.99	PLN	(324,974.30)	22/02/2023
35,390,366.78	EUR	389,316,861.28	SEK	393,692.94	22/02/2023
36,174,000.00	EUR	38,341,994.07	USD	381,374.55	22/02/2023
3,789,000.00	GBP	6,352,811.69	CAD	(122,240.00)	22/02/2023
3,487,000.00	GBP	41,825,208.56	NOK	(49,631.46)	22/02/2023
3,192,057,489.60	HUF	7,624,000.00	EUR	194,183.96	22/02/2023

買建金額	買建通貨	売建金額	売建通貨	サブ・ファンド基準通貨建の 未実現評価益／(評価損) (ユーロ)	満期日
111,966,740.46	ILS	31,146,810.28	EUR	(1,383,682.11)	22/02/2023
588,915,416.00	JPY	5,930,000.00	CAD	108,361.06	22/02/2023
6,724,050,880.00	JPY	46,499,368.04	EUR	1,448,476.47	22/02/2023
1,714,265,887.27	MXN	87,458,000.00	USD	(632,183.57)	22/02/2023
18,881,858.49	NOK	2,585,000.00	CAD	9,016.08	22/02/2023
135,660,633.20	NOK	13,700,000.00	USD	89,251.29	22/02/2023
2,799,000.00	NZD	17,642,973.09	NOK	(14,456.87)	22/02/2023
7,797,000.00	NZD	5,007,267.71	USD	(48,936.59)	22/02/2023
47,027,216.73	SEK	6,726,000.00	AUD	(48,600.63)	22/02/2023
571,200,923.24	SEK	51,924,312.01	EUR	(577,621.45)	22/02/2023
18,926,765.99	SGD	13,797,000.00	USD	319,012.76	22/02/2023
10,085,196.11	USD	14,968,000.00	AUD	(101,150.59)	22/02/2023
18,545,000.00	USD	16,391,925,500.00	CLP	(434,086.62)	22/02/2023
4,511,164.47	USD	4,298,000.00	EUR	(86,658.58)	22/02/2023
27,594,000.00	USD	95,245,685.51	ILS	442,331.04	22/02/2023
1,885,000.00	USD	253,091,184.00	JPY	(45,160.41)	22/02/2023
54,644,000.00	USD	1,072,419,286.03	MXN	331,801.20	22/02/2023
21,447,000.00	USD	373,301,484.85	ZAR	(438,059.90)	22/02/2023
133,626,170.91	ZAR	7,671,000.00	USD	162,503.23	22/02/2023
4,942,000.00	AUD	3,114,338.18	EUR	26,861.51	28/02/2023
3,280,000.00	CAD	2,261,170.73	EUR	914.86	28/02/2023
1,231,241.77	EUR	1,961,000.00	AUD	(15,180.24)	28/02/2023
1,493,523.69	EUR	2,165,000.00	CAD	405.88	28/02/2023
14,949,291.06	EUR	123,700,000.00	HKD	127,035.62	28/02/2023
212,600,000.00	HKD	25,796,352.72	EUR	(321,378.57)	28/02/2023
274,602,536.07	CAD	189,844,279.40	EUR	(609,838.19)	13/03/2023
611,070,252.65	EUR	883,889,899.78	CAD	1,962,945.51	13/03/2023
266,072,091.63	EUR	2,811,531,642.03	NOK	(694,709.02)	13/03/2023
12,082,000.00	GBP	1,990,432,175.00	JPY	(639,476.28)	13/03/2023
22,900,000.00	HKD	2,774,742.19	EUR	(32,701.38)	13/03/2023
2,468,591,588.96	NOK	233,617,618.81	EUR	609,971.05	13/03/2023
57,581,455.12	NOK	4,698,000.00	GBP	185,750.74	13/03/2023
206,914,017.19	SEK	20,173,000.00	USD	(209,875.47)	13/03/2023
				(8,770,862.94)	

取引相手: Citibank Europe PLC

110,041,935.40	EUR	172,797,948.82	AUD	113,858.38	25/01/2023
34,467,781.40	GBP	39,150,155.68	EUR	(349,043.67)	25/01/2023
30,560,000.00	CAD	3,061,124,301.00	JPY	(744,534.34)	22/02/2023
855,160,814.68	CZK	34,743,523.38	EUR	477,013.68	22/02/2023
4,759,000.00	EUR	116,513,883.15	CZK	(39,800.54)	22/02/2023
13,773,000.00	EUR	1,966,170,538.00	JPY	(247,890.80)	22/02/2023
7,624,000.00	EUR	79,412,270.16	NOK	85,178.64	22/02/2023
2,230,000.00	GBP	3,748,446.47	CAD	(78,496.14)	22/02/2023
12,504,751,268.00	INR	152,729,786.48	USD	(1,850,387.90)	22/02/2023
28,794,000.00	NZD	18,381,168.19	USD	(77,912.14)	22/02/2023
93,055,680.70	SEK	90,538,000.00	NOK	(229,310.24)	22/02/2023
90,943,326.43	SEK	8,868,000.00	USD	(102,942.09)	22/02/2023
11,478,822.01	SGD	8,478,000.00	USD	90,812.54	22/02/2023
6,873,021.17	USD	562,728,608.00	INR	83,269.65	22/02/2023
26,585,000.00	USD	3,582,993,375.00	JPY	(733,152.50)	22/02/2023
58,038,500.00	USD	567,883,681.22	NOK	268,064.88	22/02/2023
4,081,097.24	USD	6,378,000.00	NZD	26,179.59	22/02/2023

買建金額	買建通貨	売建金額	売建通貨	サブ・ファンド基準通貨建の	
				未実現評価益／(評価損)	満期日
				(ユーロ)	
15,876,000.00	USD	274,622,143.07	ZAR	(230,731.37)	22/02/2023
19,552,347.77	EUR	30,666,000.00	AUD	59,877.32	28/02/2023
2,893,470.71	EUR	4,203,000.00	CAD	(5,157.90)	28/02/2023
141,518,090.94	EUR	220,890,946.36	AUD	1,163,975.67	13/03/2023
20,335,000.00	EUR	2,933,366,454.00	JPY	(609,059.71)	13/03/2023
				(2,930,188.99)	
取引相手: Deutsche Bank AG					
194,545,049.53	EUR	191,785,000.00	USD	15,158,275.18	24/01/2023
39,487,633.06	EUR	53,521,486.52	CAD	2,500,830.61	25/01/2023
389,176,876.13	EUR	381,967,374.50	CHF	1,023,485.58	25/01/2023
3,967,000.00	EUR	3,437,254.36	GBP	97,529.35	25/01/2023
803,162,923.26	EUR	791,882,500.00	USD	62,521,427.76	25/01/2023
57,301,455,104.00	JPY	391,328,537.60	EUR	16,493,189.99	25/01/2023
28,250,618.22	EUR	210,000,000.00	DKK	17.80	17/02/2023
45,606,539.70	CAD	32,802,559.28	EUR	(1,334,419.46)	22/02/2023
8,504,793.13	EUR	11,824,509.86	CAD	345,977.93	22/02/2023
237,411,679.16	EUR	233,330,121.31	CHF	12,853.78	22/02/2023
28,263,167.06	EUR	29,535,198.94	USD	690,580.19	22/02/2023
19,553,296,400.00	KRW	15,167,000.00	USD	404,665.82	22/02/2023
68,112,296.98	NOK	6,466,000.00	EUR	(134.43)	22/02/2023
69,396,000.00	NOK	948,077,655.00	JPY	(172,917.20)	22/02/2023
252,991,219.58	PLN	52,573,973.85	EUR	997,214.41	22/02/2023
289,635,983.93	USD	277,161,843.97	EUR	(6,772,152.47)	22/02/2023
9,129,000.00	USD	758,683,803.00	INR	(15,574.64)	22/02/2023
1,996,496,134.97	ZAR	109,570,560.23	EUR	(147,174.07)	22/02/2023
3,547,000.00	CAD	2,433,071.16	EUR	13,113.01	28/02/2023
28,794,333.28	EUR	40,722,000.00	CAD	707,575.25	28/02/2023
10,208,233.35	EUR	8,853,000.00	GBP	256,299.83	28/02/2023
3,478,000.00	GBP	4,031,398.54	EUR	(121,600.02)	28/02/2023
474,000,000.00	JPY	3,323,374.43	EUR	58,117.67	28/02/2023
3,397,112.43	EUR	4,927,000.00	CAD	1,849.56	13/03/2023
69,583,012.71	EUR	9,928,981,000.00	JPY	(1,312,403.69)	13/03/2023
573,271,582.47	EUR	609,338,734.77	USD	5,213,409.88	13/03/2023
130,883,582,513.00	JPY	917,272,379.14	EUR	17,269,376.93	13/03/2023
49,163,661.06	SEK	4,508,000.00	EUR	(89,403.69)	13/03/2023
1,547,726,765.49	USD	1,456,115,821.06	EUR	(13,242,115.65)	13/03/2023
				100,557,895.21	
取引相手: Goldman Sachs Bank Europe SE					
25,356,000.00	AUD	27,042,655.76	NZD	65,521.30	25/01/2023
5,605,000.00	EUR	5,493,129.81	CHF	22,897.66	25/01/2023
6,820,000.00	EUR	74,437,115.06	SEK	126,852.90	25/01/2023
79,805,129.62	NOK	7,551,000.00	EUR	30,357.59	25/01/2023
288,502,891.35	NOK	28,233,000.00	USD	1,002,918.06	25/01/2023
20,477,664.57	SEK	2,928,000.00	AUD	(21,421.09)	25/01/2023
3,302,000.00	AUD	22,369,793.92	NOK	(24,261.04)	22/02/2023
349,187,008.30	BRL	66,059,000.00	USD	(634,478.20)	22/02/2023
37,868,698,766.00	CLP	41,721,697.54	USD	2,046,128.41	22/02/2023
12,828,000.00	EUR	17,972,117.80	CAD	427,680.10	22/02/2023
36,067,569.02	EUR	51,703,541.87	SGD	10,401.09	22/02/2023
402,510,411,000.00	IDR	25,773,000.00	USD	184,760.76	22/02/2023

買建金額	買建通貨	売建金額	売建通貨	サブ・ファンド基準通貨建の 未実現評価益／(評価損) (ユーロ)	満期日
1,149,970.00	JPY	8,000.00	EUR	200.34	22/02/2023
11,697,842,580.00	KRW	8,903,000.00	USD	400,975.68	22/02/2023
18,179,000.00	NZD	113,270,034.53	NOK	30,837.84	22/02/2023
6,112,000.00	NZD	3,872,855.35	USD	10,312.08	22/02/2023
129,380,044.67	PLN	26,893,000.00	EUR	503,396.35	22/02/2023
84,595,643.82	SEK	80,777,000.00	NOK	(63,668.91)	22/02/2023
217,691,591.31	SGD	151,858,194.06	EUR	(43,792.54)	22/02/2023
17,453,000.00	USD	15,169,207,331.00	CLP	(130,588.12)	22/02/2023
5,519,000.00	USD	86,151,590,000.00	IDR	(37,071.36)	22/02/2023
95,849,750.00	USD	324,198,271.60	ILS	3,297,185.36	22/02/2023
25,889,000.00	USD	2,113,474,404.00	INR	383,072.20	22/02/2023
56,181,000.00	USD	7,594,415,067.00	JPY	(1,710,177.72)	22/02/2023
308,931,295.59	ZAR	17,146,000.00	USD	923,531.78	22/02/2023
4,817,569.89	EUR	40,000,000.00	HKD	24,656.41	28/02/2023
32,100,000.00	HKD	3,861,042.17	EUR	(14,746.03)	28/02/2023
1,934,000.00	SEK	177,249.26	EUR	(3,403.43)	28/02/2023
2,840,027.26	EUR	4,120,000.00	CAD	881.84	13/03/2023
3,173,854.36	EUR	26,400,000.00	HKD	12,826.95	13/03/2023
259,085,883.34	EUR	429,479,621.68	NZD	4,611,626.07	13/03/2023
61,800,000.00	HKD	7,414,614.33	EUR	(14,998.52)	13/03/2023
				11,418,413.81	

取引相手: JP Morgan SE

23,269,000.00	CAD	169,428,965.27	NOK	(16,553.18)	25/01/2023
15,117,000.00	CAD	117,609,549.50	SEK	(128,735.78)	25/01/2023
8,118,000.00	EUR	12,664,964.05	AUD	60,920.48	25/01/2023
7,328,000.00	EUR	12,265,783.82	NZD	41,324.95	25/01/2023
5,268,000.00	EUR	57,369,695.27	SEK	109,485.59	25/01/2023
348,105,768.62	EUR	341,839,795.16	USD	28,383,896.13	25/01/2023
999,000.00	GBP	12,033,712.74	NOK	(18,582.68)	25/01/2023
4,020,483,260.00	JPY	27,800,000.00	CHF	365,177.65	25/01/2023
380,856,296.00	JPY	27,527,000.00	NOK	95,586.92	25/01/2023
10,256,607.80	NOK	1,544,000.00	AUD	(7,861.90)	25/01/2023
14,077,904.50	NOK	1,163,000.00	GBP	28,150.14	25/01/2023
14,342,000.00	NZD	88,737,682.92	NOK	89,926.21	25/01/2023
3,804,182,606.15	SEK	344,126,040.17	EUR	(2,071,783.91)	25/01/2023
85,368,450.76	SEK	6,764,000.00	GBP	61,501.78	25/01/2023
68,658,186.71	SEK	10,401,000.00	NZD	(5,445.84)	25/01/2023
3,508,000.00	USD	34,709,535.56	NOK	(16,695.83)	25/01/2023
160,572,921.95	USD	251,378,000.00	NZD	831,414.62	25/01/2023
47,000,000.00	USD	496,756,266.08	SEK	(710,767.75)	25/01/2023
686,995,436.20	EUR	723,875,000.00	USD	11,006,236.81	17/02/2023
87,654,851.30	AUD	56,341,060.18	EUR	(613,374.01)	22/02/2023
148,886,309.40	BRL	27,593,000.00	USD	262,945.70	22/02/2023
31,214,000.00	CAD	3,104,463,284.00	JPY	(602,831.79)	22/02/2023
27,619,090.78	CAD	32,903,000.00	NZD	(461,813.99)	22/02/2023
5,935,000.00	CAD	44,795,789.42	SEK	67,706.84	22/02/2023
4,194,295.86	CHF	3,692,000.00	GBP	115,925.41	22/02/2023
17,960,000.00	CHF	2,594,436,944.00	JPY	(228,221.03)	22/02/2023
8,424,201.03	CHF	9,129,000.00	USD	49,211.26	22/02/2023
25,031,956,320.00	CLP	27,306,000.00	USD	1,606,472.64	22/02/2023
117,828,013.06	EUR	182,798,544.42	AUD	1,610,520.08	22/02/2023
158,346,497.61	EUR	138,358,593.40	GBP	2,772,447.77	22/02/2023

買建金額	買建通貨	売建金額	売建通貨	サブ・ファンド基準通貨建の 未実現評価益／(評価損) (ユーロ)	満期日
14,440,800.00	EUR	6,123,693,444.00	HUF	(557,173.42)	22/02/2023
4,166,000.00	EUR	600,546,231.00	JPY	(116,412.38)	22/02/2023
24,478,300.00	EUR	117,067,371.84	PLN	(311,304.14)	22/02/2023
3,945,000.00	EUR	4,177,240.57	USD	45,493.35	22/02/2023
18,143,000.00	GBP	216,377,482.03	NOK	(140,803.47)	22/02/2023
26,340,000.00	GBP	32,321,722.84	USD	(554,209.32)	22/02/2023
9,177,981.01	ILS	2,682,000.00	USD	(64,039.77)	22/02/2023
14,878,371,223.00	INR	181,470,951.10	USD	(1,969,320.94)	22/02/2023
1,115,010,014.00	JPY	12,084,000.00	AUD	268,522.58	22/02/2023
45,696,110.67	NOK	4,377,000.00	EUR	(38,974.87)	22/02/2023
6,449,000.00	NZD	552,585,661.00	JPY	(114,908.16)	22/02/2023
2,059,020,718.00	PHP	35,170,482.34	USD	1,664,437.91	22/02/2023
271,474,577.47	PLN	57,116,000.00	EUR	371,158.05	22/02/2023
14,447,000.00	SEK	189,175,479.00	JPY	(50,309.93)	22/02/2023
153,642,898.26	SEK	14,956,000.00	USD	(149,794.92)	22/02/2023
34,458,166.74	SGD	25,458,000.00	USD	265,189.53	22/02/2023
32,054,463.73	USD	47,213,000.00	AUD	(92,797.41)	22/02/2023
27,124,000.00	USD	144,606,181.20	BRL	46,361.23	22/02/2023
25,915,000.00	USD	24,733,276,000.00	CLP	(2,578,619.99)	22/02/2023
139,066,235.40	USD	132,014,000.00	EUR	(2,191,886.52)	22/02/2023
30,375,599.83	USD	478,324,570,480.00	IDR	(453,926.28)	22/02/2023
29,481,250.00	USD	99,670,445.85	ILS	1,026,258.14	22/02/2023
29,188,238.74	USD	2,413,338,239.50	INR	89,413.34	22/02/2023
68,837,000.00	USD	90,786,955,850.00	KRW	(3,353,180.70)	22/02/2023
62,283,500.00	USD	610,042,661.52	NOK	228,675.06	22/02/2023
23,005,000.00	USD	1,289,545,275.00	PHP	(132,191.38)	22/02/2023
2,000,000.00	CAD	1,378,003.90	EUR	1,314.04	28/02/2023
2,534,842.18	EUR	3,674,000.00	CAD	1,023.58	28/02/2023
157,729,595.16	EUR	155,116,000.00	CHF	(128,994.19)	28/02/2023
76,286,978.89	EUR	66,273,000.00	GBP	1,787,870.98	28/02/2023
110,621,734.94	EUR	911,811,000.00	HKD	1,363,264.13	28/02/2023
3,423,700.63	EUR	490,000,000.00	JPY	(71,895.00)	28/02/2023
299,400,000.00	HKD	36,151,720.86	EUR	(276,454.91)	28/02/2023
4,685,144.93	EUR	39,000,000.00	HKD	15,459.74	13/03/2023
6,758,000.00	SEK	605,707.96	EUR	1,611.64	13/03/2023
112,896,000.00	USD	15,299,812,685.00	JPY	(3,992,667.31)	13/03/2023
				32,512,371.58	
取引相手: Morgan Stanley Europe SE					
13,905,960.17	EUR	14,400,000.00	USD	437,734.14	24/01/2023
2,988,000.00	EUR	2,578,895.89	GBP	84,806.85	25/01/2023
6,906,966.25	USD	6,521,000.00	EUR	(61,589.95)	25/01/2023
3,625,005.78	AUD	2,335,000.00	EUR	(30,341.56)	22/02/2023
5,486,935.09	CHF	5,932,000.00	USD	45,074.78	22/02/2023
3,477,000.00	EUR	5,518,510.12	AUD	(31,253.33)	22/02/2023
5,354,000.00	EUR	55,714,246.55	NOK	64,880.68	22/02/2023
924,349.39	GBP	1,066,000.00	EUR	(26,612.90)	22/02/2023
2,642,397.61	EUR	4,200,000.00	AUD	(27,162.65)	28/02/2023
20,009,021.69	EUR	17,380,000.00	GBP	471,726.98	28/02/2023
985,078.02	EUR	10,958,000.00	SEK	135.81	28/02/2023
3,404,236.94	EUR	37,900,000.00	SEK	(1,743.52)	13/03/2023
				925,655.33	

買建金額	買建通貨	売建金額	売建通貨	サブ・ファンド基準通貨建の 未実現評価益／(評価損) (ユーロ)	満期日
取引相手: Nordea Bank Abp					
92,409,000.00	NOK	95,250,484.34	SEK	214,064.83	25/01/2023
125,946,715.77	SEK	11,477,000.00	EUR	(152,354.48)	25/01/2023
292,561,077.93	EUR	2,174,308,109.20	DKK	58,493.72	17/02/2023
1,066,000.00	EUR	26,250,115.68	CZK	(15,132.23)	22/02/2023
1,249,620,558.92	NOK	118,784,290.44	EUR	(157,982.14)	22/02/2023
3,461,656.97	NZD	2,090,000.00	EUR	(36,471.18)	22/02/2023
14,443,000.00	USD	142,170,089.35	NOK	(13,841.28)	22/02/2023
4,630,011.56	EUR	50,434,148.80	SEK	96,497.30	28/02/2023
21,306,000.00	SEK	1,955,623.11	EUR	(40,432.71)	28/02/2023
348,041,573.96	EUR	3,799,967,965.01	SEK	6,520,113.63	13/03/2023
2,107,093,935.38	SEK	193,001,102.35	EUR	(3,626,356.07)	13/03/2023
				2,846,599.39	
取引相手: Societe Generale SA					
7,540,909.49	USD	6,257,000.00	GBP	8,621.59	25/01/2023
4,137,000.00	EUR	101,426,907.60	CZK	(40,403.35)	22/02/2023
12,687,000.00	EUR	21,038,580.60	NZD	206,510.27	22/02/2023
4,160,000.00	GBP	5,075,712.10	USD	(60,530.11)	22/02/2023
153,684,736,000.00	IDR	9,964,000.00	USD	(44,360.73)	22/02/2023
1,940,673,425.40	MXN	94,361,732.02	EUR	(2,648,879.19)	22/02/2023
11,379,733.64	SEK	1,122,000.00	USD	(24,372.92)	22/02/2023
13,526,000.00	USD	756,022,244.00	PHP	(41,344.97)	22/02/2023
7,954,092.00	EUR	6,857,000.00	GBP	250,903.43	13/03/2023
				(2,393,855.98)	
				140,431,304.55	
				110,805,327.25	

上記の表において、同一の満期日、同じ買建通貨および同じ売建通貨を有する契約は合算されている。

●クレジット・デフォルト・スワップ

原資産	買い/ 売り	固定金利	額面	通貨	取得原価 (ユーロ)	未実現評価益/ (評価損) (ユーロ)	市場価値 (ユーロ)	満期日
取引相手: Barclays Bank Ireland PLC								
CDX-NAHYS39V1-5Y	売り	5.00%	(57,127,000.00)	USD	399,040.69	(83,591.80)	315,448.89	20/12/2027
					399,040.69	(83,591.80)	315,448.89	
取引相手: Deutsche Bank AG								
CDX-NAHYS39V1-5Y	売り	5.00%	(57,127,000.00)	USD	418,574.15	(103,125.26)	315,448.89	20/12/2027
					418,574.15	(103,125.26)	315,448.89	
取引相手: ICE Clear Europe Limited								
ITRAXX-XOVERS38V1-5Y	売り	5.00%	(872,281,000.00)	EUR	(27,350,818.41)	36,535,032.98	9,184,214.57	20/12/2027
					(27,350,818.41)	36,535,032.98	9,184,214.57	
					(26,533,203.57)	36,348,315.92	9,815,112.35	

●金融先物取引

銘柄	満期日	通貨	買建/売建 コントラクト	通貨コミットメント	2022年12月29日から 2022年12月30日までの サブ・ファンド基準通貨健の 未実現評価益/(評価損) (ユーロ)	コントラクト開始から 2022年12月29日までの 既に換金済みの サブ・ファンド基準通貨健 未実現評価益/(評価損) (ユーロ)
効率的ポートフォリオ管理:						
AMSTERDAM IDX FUT 1/2023	20/01/2023	EUR	1,769.00	244,829,600.00	(3,477,854.00)	(10,878,158.19)
AMSTERDAM IDX FUT 1/2023	20/01/2023	EUR	(519.00)	(71,829,600.00)	1,020,354.00	3,191,500.34
AUST 10Y BOND FUT 3/2023	15/03/2023	AUD	1,518.00	145,606,560.00	(258,336.21)	(6,547,107.57)
CAC40 10 EURO FUT 1/2023	20/01/2023	EUR	2,950.00	191,897,500.00	(1,991,250.00)	(2,478,046.90)
CAC40 10 EURO FUT 1/2023	20/01/2023	EUR	(1,896.00)	(123,334,800.00)	1,279,800.00	1,592,670.14
CAN 10YR BOND FUT 3/2023	31/03/2023	CAD	(2,996.00)	(365,691,760.00)	1,555,327.73	4,291,763.39
CBOE VIX FUTURE 1/2023	18/01/2023	USD	878.00	20,589,100.00	198,163.86	(874,648.25)
DAX INDEX FUTURE 3/2023	17/03/2023	EUR	(473.00)	(165,147,950.00)	1,856,525.00	3,992,653.15
DJIA MINI e-CBOT 3/2023	17/03/2023	USD	1,371.00	227,291,235.00	(1,400,093.69)	(2,369,617.20)
DJIA MINI e-CBOT 3/2023	17/03/2023	USD	(300.00)	(49,735,500.00)	306,366.23	518,515.81
E-Mini Russ 2000 3/2023	17/03/2023	USD	(3,695.00)	(326,286,975.00)	1,904,014.62	6,009,905.83
E-Mini Russ 2000 3/2023	17/03/2023	USD	1,995.00	176,168,475.00	(1,028,013.30)	(3,244,861.23)
EURO STOXX 50 3/2023	17/03/2023	EUR	(21,133.00)	(804,321,980.00)	9,932,510.00	17,302,643.75
EURO STOXX 50 3/2023	17/03/2023	EUR	4,666.00	177,587,960.00	(2,193,020.00)	(3,820,287.50)
EURO-BUND FUTURE 3/2023	10/03/2023	EUR	2,598.00	345,975,660.00	(2,130,360.00)	(12,334,232.14)
EURO-BUND FUTURE 3/2023	10/03/2023	EUR	(287.00)	(38,219,790.00)	235,340.00	1,568,709.42
FTSE 100 IDX FUT 3/2023	17/03/2023	GBP	(4,208.00)	(313,517,040.00)	2,443,149.39	(2,351,168.00)
FTSE 100 IDX FUT 3/2023	17/03/2023	GBP	3,497.00	260,543,985.00	(2,030,345.39)	1,956,948.20
FTSE/MIB IDX FUT 3/2023	17/03/2023	EUR	1,920.00	228,768,000.00	(2,227,200.00)	(4,310,466.58)
FTSE/MIB IDX FUT 3/2023	17/03/2023	EUR	(1,036.00)	(123,439,400.00)	1,201,760.00	2,325,855.93
HANG SENG IDX FUT 1/2023	30/01/2023	HKD	(2,015.00)	(1,999,484,500.00)	(181,591.85)	(1,422,920.11)
HSCEI Futures 1/2023	30/01/2023	HKD	(4,434.00)	(1,492,927,800.00)	(239,755.32)	(1,139,981.80)
HSCEI Futures 1/2023	30/01/2023	HKD	968.00	325,925,600.00	52,341.71	248,872.89
IBEX 35 INDX FUTR 1/2023	20/01/2023	EUR	(1,776.00)	(146,253,600.00)	991,008.00	(1,153,331.74)
JPN 10Y BOND(OSE) 3/2023	20/03/2023	JPY	104.00	15,118,480,000.00	(118,245.00)	(1,744,081.68)
LONG GILT FUTURE 3/2023	31/03/2023	GBP	95.00	9,488,600.00	9,639.03	(413,334.99)
MSCI EmgMkt 3/2023	20/03/2023	USD	(7,204.00)	(348,421,460.00)	2,497,321.43	330,081.22
MSCI EmgMkt 3/2023	20/03/2023	USD	2,054.00	99,341,710.00	(712,034.73)	(94,112.58)
NASDAQ 100 E-MINI 3/2023	17/03/2023	USD	595.00	129,891,475.00	(1,310,020.14)	(7,317,479.33)
NASDAQ 100 E-MINI 3/2023	17/03/2023	USD	(762.00)	(166,348,410.00)	1,677,706.47	5,134,675.41
NIKKEI 225 MINI 3/2023	10/03/2023	JPY	(22,362.00)	(57,794,589,000.00)	2,145,230.15	27,739,784.21
NIKKEI 225 MINI 3/2023	10/03/2023	JPY	13,667.00	35,322,361,500.00	(1,311,101.89)	(17,125,610.14)
OMXS30 IND FUTURE 1/2023	20/01/2023	SEK	11,740.00	2,419,907,500.00	(1,689,431.73)	(3,963,888.42)
OMXS30 IND FUTURE 1/2023	20/01/2023	SEK	(7,603.00)	(1,567,168,375.00)	1,094,101.31	2,567,073.56
S&P MID 400 EMINI 3/2023	17/03/2023	USD	(910.00)	(221,958,100.00)	1,440,858.20	2,614,826.00
S&P/TSX 60 IX FUT 3/2023	17/03/2023	CAD	1,235.00	289,582,800.00	(1,060,003.96)	(5,372,039.30)
S&P/TSX 60 IX FUT 3/2023	17/03/2023	CAD	(606.00)	(142,094,880.00)	520,131.50	2,635,996.60
S&P500 EMINI FUT 3/2023	17/03/2023	USD	(24,861.00)	(4,776,108,862.50)	34,356,092.19	110,939,489.67
S&P500 EMINI FUT 3/2023	17/03/2023	USD	23,081.00	4,434,148,612.50	(31,896,261.77)	(109,169,286.41)
SPI 200 FUTURES 3/2023	16/03/2023	AUD	(3,618.00)	(632,516,850.00)	(1,842,778.39)	9,184,507.46
SPI 200 FUTURES 3/2023	16/03/2023	AUD	1,793.00	313,461,225.00	913,239.82	(4,563,382.17)
SWISS MKT IX FUTR 3/2023	17/03/2023	CHF	1,939.00	207,317,880.00	(1,633,871.62)	(4,100,200.18)
SWISS MKT IX FUTR 3/2023	17/03/2023	CHF	(1,567.00)	(167,543,640.00)	1,320,410.95	3,313,570.72
US 10YR NOTE (CBT)3/2023	31/03/2023	USD	(6,461.00)	(723,632,000.00)	2,648,322.95	6,065,106.25

銘柄	満期日	通貨	買建/充建 コントラクト	通貨コミットメント	2022年12月29日から 2022年12月30日までの サブ・ファンド基準通貨建の 未実現評価益/(評価損) (ユーロ)	コントラクト開始から 2022年12月29日までの 既に換金済みの サブ・ファンド基準通貨建 未実現評価益/(評価損) (ユーロ)
US 10YR NOTE (CBT)3/2023	31/03/2023	USD	3,489.00	390,768,000.00	(1,430,118.99)	(5,094,892.08)
US 5YR NOTE (CBT) 3/2023	05/04/2023	USD	13,840.00	1,491,368,090.40	(3,343,072.84)	1,377,422.42
					8,094,953.72	3,019,437.88

●エクイティ・スワップ

原資産	通貨	原株式数	サブ・ファンド基準 通貨建コミットメント (ユーロ)	サブ・ファンド基準通貨建の 未実現評価益/(評価損) (ユーロ)	コントラクト開始から 2022年12月29日までの 既に換金済みの サブ・ファンド基準通貨建 未実現評価益/(評価損) (ユーロ)	満期日
取引相手: Barclays Bank Ireland PLC						
Accenture	USD	87,453.00	21,677,463.07	(2,275,326.57)	(6,038,178.74)	12/10/2023
Adobe	USD	87,803.00	27,534,941.83	(283,806.01)	289,510.18	12/10/2023
Advanced Micro Devices	USD	469,109.00	28,194,446.39	(2,865,592.99)	(21,768,908.52)	12/10/2023
Air Liquide	EUR	84,703.00	11,306,156.44	(230,392.16)	354,401.39	16/01/2023
Akamai Technologies	USD	74,628.00	5,891,371.42	(441,887.82)	(1,454,472.39)	12/10/2023
Allianz	EUR	2,951.00	592,855.90	(5,902.00)	57,503.27	16/01/2023
Alphabet	USD	906,760.00	73,918,759.17	(5,352,122.55)	(40,541,572.18)	12/10/2023
Automatic Data Processing	USD	136,589.00	30,527,292.78	(3,311,868.95)	4,809,437.21	12/10/2023
AutoZone	USD	4,348.00	10,039,405.11	51,042.71	2,383,160.60	12/10/2023
Bank of Nova Scotia/The	CAD	364,869.00	16,719,134.79	(502,584.27)	(2,434,212.76)	19/10/2023
Bristol-Myers Squibb	USD	878,481.00	58,963,206.86	(5,967,102.87)	15,508,795.59	12/10/2023
Cadence Design Systems	USD	183,609.00	27,501,354.60	(1,069,984.52)	(1,849,052.09)	12/10/2023
Centene	USD	185,364.00	14,200,791.01	(889,177.58)	255,213.51	12/10/2023
Check Point Software Technologies	USD	106,467.00	12,541,430.56	(665,325.24)	1,348,265.66	12/10/2023
Chubb	USD	18,447.00	3,826,454.12	66,885.17	398,856.23	12/10/2023
Cigna	USD	191,234.00	59,087,516.62	(1,703,879.08)	22,245,952.71	12/10/2023
Cisco Systems	USD	884,752.00	39,100,343.69	(1,765,608.06)	(7,097,137.99)	12/10/2023
Coca-Cola	USD	1,426,081.00	84,975,642.10	(494,355.15)	10,150,711.52	12/10/2023
Cognizant Technology Solutions	USD	167,203.00	8,857,129.92	(391,631.14)	(3,737,053.02)	12/10/2023
Colgate-Palmolive	USD	731,624.00	54,103,229.79	219,346.68	(287,257.89)	12/10/2023
Comcast	USD	1,358,323.00	44,369,636.39	(2,106,173.77)	(22,447,547.85)	12/10/2023
CVS Health	USD	719,585.00	62,779,552.35	(7,193,490.37)	6,109,966.13	12/10/2023
Deutsche Post	EUR	141,332.00	4,972,059.76	(395,022.94)	(162,538.37)	16/01/2023
Diageo	GBP	1,631,474.00	67,133,622.83	(1,448,374.65)	(1,320,558.09)	16/01/2023
eBay	USD	811,898.00	31,468,796.80	(1,787,567.62)	(22,212,973.28)	12/10/2023
Elevance Health	USD	89,179.00	42,675,746.32	(1,955,947.33)	8,836,938.12	12/10/2023
Estee Lauder Cos	USD	64,161.00	14,802,084.26	108,202.37	(5,334,727.90)	12/10/2023
Expeditors International of Washington	USD	235,479.00	23,109,968.85	(1,881,890.54)	(2,491,630.27)	12/10/2023
F5	USD	64,293.00	8,524,010.33	(742,711.10)	(4,378,235.53)	12/10/2023
Fiserv	USD	351,084.00	33,096,989.82	(608,521.48)	506,069.03	12/10/2023
Global Payments	USD	50,292.00	4,647,304.03	(47,589.75)	(183,026.87)	12/10/2023
GSK	GBP	607,607.00	9,847,543.21	(50,689.90)	498,558.93	16/01/2023

原資産	通貨	原株式数	サブ・ファンド基準 通貨建コミットメント (ユーロ)	サブ・ファンド基準通貨建の 未実現評価益/(評価損) (ユーロ)	2022年12月29日までの	満期日
					コントラクト開始から 既に換金済みの サブ・ファンド基準通貨建 未実現評価益/(評価損) (ユーロ)	
Hershey	USD	69,266.00	15,061,550.51	(467,246.17)	3,762,803.28	12/10/2023
Hoya	JPY	107,100.00	9,669,268.53	(829,555.51)	(3,114,281.21)	16/06/2023
Iberdrola	EUR	1,822,383.00	20,000,653.43	(36,447.68)	1,457,208.77	16/01/2023
Infosys ADR	USD	164,795.00	2,789,942.99	(52,494.78)	(728,408.27)	12/10/2023
Intuit	USD	20,270.00	7,325,762.40	(475,343.70)	(3,650,016.86)	12/10/2023
Johnson & Johnson	USD	414,807.00	68,686,924.79	(427,495.86)	5,090,546.57	12/10/2023
KDDI	JPY	779,206.00	22,048,701.86	(11,074.18)	3,333,255.63	16/06/2023
Laboratory Corp of America	USD	27,654.00	6,088,880.44	193,281.34	(286,095.84)	12/10/2023
Marsh & McLennan Cos	USD	74,022.00	11,469,300.94	(530,536.66)	458,149.66	12/10/2023
Mastercard	USD	68,005.00	21,976,188.32	(844,208.79)	(190,054.65)	12/10/2023
McDonald's	USD	243,356.00	59,954,929.27	(3,114,482.56)	5,092,422.43	12/10/2023
Medtronic	USD	565,512.00	40,902,727.69	(1,329,868.48)	(21,927,332.44)	12/10/2023
Merck	USD	148,088.00	15,371,405.37	252,513.38	3,651,150.69	12/10/2023
Microsoft	USD	456,582.00	101,826,747.82	(6,189,854.82)	(11,237,458.25)	12/10/2023
Mondelez International	USD	182,655.00	11,389,519.40	(141,181.77)	714,162.52	12/10/2023
Monster Beverage	USD	852,088.00	80,877,908.17	391,177.33	9,193,386.86	12/10/2023
Muenchener Rueckversicherungs- Gesellschaft AG in M NIKE	EUR	32,101.00	9,758,704.00	(102,723.20)	1,999,596.65	16/01/2023
Nippon Telegraph & Telephone	USD	352,638.00	38,506,543.21	1,480,131.39	(5,155,176.87)	12/10/2023
Novo Nordisk B	JPY	876,584.00	23,433,751.05	199,330.15	3,285,789.26	16/06/2023
Oracle	DKK	228,655.00	28,924,556.90	857,866.63	4,078,979.13	07/03/2023
PepsiCo	USD	235,716.00	17,919,142.02	(30,917.92)	(341,837.72)	12/10/2023
Pfizer	USD	158,109.00	26,791,206.01	(460,691.42)	2,713,575.76	12/10/2023
Procter & Gamble	USD	567,550.00	27,166,467.89	(568,959.10)	1,406,366.99	12/10/2023
Public Service Enterprise Group	USD	400,745.00	57,002,019.86	(244,047.64)	(59,244.70)	12/10/2023
Reckitt Benckiser Group	USD	300,945.00	17,376,905.75	284,774.86	(982,162.20)	12/10/2023
Rightmove	GBP	187,354.00	12,153,458.71	(101,384.43)	(832,726.08)	16/01/2023
Roche Holding	GBP	1,024,932.00	5,909,120.41	(443,704.00)	(1,738,087.11)	16/01/2023
Ross Stores	CHF	98,732.00	29,213,528.94	(1,157,715.76)	(609,170.46)	16/01/2023
Royal Bank of Canada	USD	186,950.00	20,153,152.20	(232,954.05)	473,509.53	12/10/2023
Sanofi	CAD	135,994.00	12,030,105.75	(407,592.78)	(85,731.92)	19/10/2023
Siemens	EUR	177,178.00	16,027,521.88	343,725.32	116,257.52	16/01/2023
Starbucks	EUR	50,589.00	6,558,357.96	(235,744.74)	(652,658.62)	16/01/2023
State Street	USD	497,424.00	45,960,514.25	(1,901,428.70)	(569,392.04)	12/10/2023
Stryker	USD	97,872.00	7,057,860.91	(301,680.69)	(815,952.18)	12/10/2023
Techtronics Industries	USD	71,907.00	16,325,014.51	(461,482.13)	(211,123.47)	12/10/2023
Texas Roadhouse	HKD	643,304.00	6,732,780.38	(610,665.50)	(4,962,473.54)	16/06/2023
TJX Cos	USD	298,496.00	25,602,950.11	(1,809,405.65)	2,411,725.31	12/10/2023
Toro	USD	237,972.00	17,611,288.03	51,279.86	2,347,555.41	12/10/2023
Tractor Supply	USD	288,328.00	30,238,849.79	126,963.19	4,707,759.34	12/10/2023
Unilever	USD	10,113.00	2,126,586.68	94,511.80	145,230.07	12/10/2023
UnitedHealth Group	GBP	378,536.00	17,846,714.65	256,050.43	875,510.38	16/01/2023
Verizon Communications	USD	27,397.00	13,548,469.12	(462,798.44)	2,161,978.29	12/10/2023
Vinci	USD	351,080.00	12,959,715.18	476,943.83	(5,141,877.27)	12/10/2023
Visa	EUR	405,665.00	37,974,300.65	(1,529,357.05)	955,464.06	16/01/2023
VMware	USD	217,569.00	42,125,647.20	(1,616,454.00)	1,941,944.68	12/10/2023
Waste Management	USD	87,501.00	9,981,844.53	(69,682.72)	(279,911.15)	12/10/2023
WW Grainger	USD	69,647.00	10,277,883.52	(605,540.98)	264,272.53	12/10/2023
	USD	24,357.00	12,729,262.35	(813,535.44)	2,447,773.69	12/10/2023
		27,834,911.00	2,090,450,877.45	(69,598,757.27)	(68,470,541.50)	

原資産	通貨	原株数	サブ・ファンド基準 通貨建コミットメント (ユーロ)	サブ・ファンド基準通貨建の 未実現評価益/(評価損) (ユーロ)	2022年12月29日までの 既に換金済みの サブ・ファンド基準通貨建 未実現評価益/(評価損) (ユーロ)	満期日
取引相手: BofA Securities Europe SA						
Accenture	USD	367,016.00	90,974,303.76	(5,690,836.93)	(19,956,813.71)	17/03/2023
Advanced Micro Devices	USD	868,531.00	52,200,556.19	(1,936,669.12)	(26,666,184.66)	15/03/2023
Akamai Technologies	USD	73,368.00	5,791,903.01	(91,422.16)	(1,747,557.00)	17/03/2023
Alphabet	USD	1,346,960.00	109,803,709.75	(4,858,571.21)	(46,422,178.69)	17/03/2023
Automatic Data Processing	USD	488,408.00	109,157,941.07	(4,685,715.01)	11,674,938.26	17/03/2023
AutoZone	USD	29,096.00	67,181,814.85	2,889,018.68	11,845,437.66	17/03/2023
Bristol-Myers Squibb	USD	45,239.00	3,036,419.13	(142,411.62)	635,469.08	17/03/2023
Cadence Design Systems	USD	323,106.00	48,395,518.08	(714,414.35)	(4,330,956.67)	17/03/2023
Check Point Software Technologies	USD	102,794.00	12,108,764.34	(403,529.17)	1,135,962.03	17/03/2023
Chubb	USD	25,650.00	5,320,569.64	207,391.67	452,288.18	17/03/2023
Cigna	USD	24,307.00	7,510,381.35	(37,803.55)	2,676,450.78	17/03/2023
Cisco Systems	USD	372,181.00	16,448,004.66	(341,722.38)	(3,254,294.04)	17/03/2023
Coca-Cola	USD	1,721,397.00	102,572,585.56	790,260.49	8,314,974.13	17/03/2023
Cognizant Technology Solutions	USD	154,208.00	8,168,754.69	27,450.71	(3,899,972.18)	17/03/2023
Colgate-Palmolive	USD	691,204.00	51,114,190.96	679,968.33	(659,469.84)	17/03/2023
Comcast	USD	306,135.00	9,999,903.29	73,138.55	(5,490,114.82)	17/03/2023
eBay	USD	244,945.00	9,493,956.67	(211,129.81)	(7,227,230.90)	17/03/2023
Edison International	USD	19,627.00	1,178,888.81	(48,177.95)	(63,628.98)	17/07/2023
Elevance Health	USD	154,038.00	73,713,392.29	258,329.53	9,449,741.56	17/03/2023
Estee Lauder Cos	USD	36,526.00	8,426,628.79	193,007.58	(2,607,212.44)	17/03/2023
Expeditors International of Washington	USD	322,826.00	31,682,225.61	(1,382,222.16)	(3,053,263.30)	17/03/2023
F5	USD	80,991.00	10,737,842.70	(364,226.17)	(6,093,482.36)	17/03/2023
Fiserv	USD	194,189.00	18,306,363.59	391,161.62	68,988.68	17/03/2023
Hershey	USD	288,547.00	62,743,123.84	(554,196.23)	13,653,586.89	17/03/2023
Infosys ADR	USD	1,056,315.00	17,883,179.88	(98,966.13)	(5,427,402.12)	17/03/2023
Intuit	USD	3,090.00	1,116,754.11	(31,208.32)	(376,677.05)	17/03/2023
Johnson & Johnson	USD	681,871.00	112,909,430.41	(479,132.67)	7,708,320.33	17/03/2023
Marsh & McLennan Cos	USD	613,536.00	95,064,021.81	(1,563,515.18)	2,435,252.04	17/03/2023
McDonald's	USD	448,699.00	110,544,703.27	(3,686,785.24)	8,148,831.80	17/03/2023
Medtronic	USD	112,680.00	8,149,993.91	(54,896.33)	(4,187,446.68)	17/03/2023
Merck	USD	101,761.00	10,562,703.13	110,594.24	2,582,990.90	17/03/2023
Meta Platforms	USD	40,725.00	4,517,962.48	86,230.85	(3,919,259.77)	15/06/2023
Microsoft	USD	678,300.00	151,274,213.71	(6,971,425.49)	(25,310,072.49)	17/03/2023
Monster Beverage	USD	566,882.00	53,806,919.40	881,645.30	6,199,328.82	17/03/2023
NIKE	USD	854,951.00	93,356,948.56	6,440,067.49	(29,645,520.58)	17/03/2023
Oracle	USD	291,112.00	22,130,348.70	291,834.77	(2,507,045.49)	17/03/2023
Paychex	USD	201,429.00	21,740,404.55	(354,791.32)	(1,995,429.42)	17/03/2023
PepsiCo	USD	701,569.00	118,879,251.73	400,952.91	10,854,386.59	17/03/2023
Pfizer	USD	51,983.00	2,488,229.23	(122,731.21)	178,634.74	17/03/2023
Procter & Gamble	USD	711,130.00	101,151,221.81	473,042.86	852,685.76	17/03/2023
Public Service Enterprise Group	USD	633.00	36,550.14	765.04	(2,410.36)	17/03/2023
Rightmove	GBP	922,666.00	5,319,518.25	(334,940.36)	(2,073,788.82)	17/03/2023
Ross Stores	USD	302,947.00	32,657,592.94	388,848.45	1,149,919.88	17/03/2023
Starbucks	USD	408,721.00	37,764,618.00	(524,614.95)	19,604.31	17/03/2023
State Street	USD	1,456.00	104,996.79	(1,759.72)	23,931.76	15/11/2023
Stryker	USD	266,310.00	60,460,241.91	(668,675.49)	(2,939,233.13)	17/03/2023
Techtron Industries	HKD	675,451.00	7,069,228.91	(486,973.29)	(4,318,241.81)	15/08/2023
Texas Roadhouse	USD	572,689.00	49,121,354.71	(4,008,045.00)	5,946,973.76	17/03/2023

原資産	通貨	原株式数	サブ・ファンド基準 通貨建コミットメント (ユーロ)	サブ・ファンド基準通貨建の 未実現評価益/(評価損) (ユーロ)	コントラクト開始から 2022年12月29日までの 既に換金済みの サブ・ファンド基準通貨建 未実現評価益/(評価損) (ユーロ)	満期日
TJX Cos	USD	554,250.00	41,017,667.59	171,361.32	6,281,038.74	17/03/2023
Toro	USD	400,448.00	41,997,610.08	75,035.94	6,006,430.28	17/03/2023
Unilever	GBP	989,212.00	46,638,058.98	501,844.22	2,960,077.53	17/03/2023
UnitedHealth Group	USD	124,212.00	61,425,792.81	17,456.13	7,807,518.85	17/03/2023
Verizon Communications	USD	157,610.00	5,817,992.22	240,693.59	(2,297,026.74)	17/03/2023
VMware	USD	4,691.00	535,134.83	(5,405.85)	(8,559.37)	17/03/2023
Waste Management	USD	347,254.00	51,244,650.34	(1,906,505.31)	471,085.74	17/03/2023
WW Grainger	USD	111,858.00	58,458,341.67	(389,855.02)	8,144,876.58	17/03/2023
		21,237,730.00	2,341,313,379.49	(27,563,174.43)	(78,800,635.76)	
		49,072,641.00	4,431,764,256.94	(97,161,931.70)	(147,271,177.26)	

●トータル・リターン・スワップ

原資産	通貨	数量	サブ・ファンド基準 通貨建コミットメント (ユーロ)	サブ・ファンド基準通貨建の 未実現評価益/(評価損) (ユーロ)	コントラクト開始から 2022年12月29日までの 既に換金済みの サブ・ファンド基準通貨建 未実現評価益/(評価損) (ユーロ)	満期日
取引相手: Barclays Bank Ireland PLC						
S&P 500 Total Return 4 JAN 1988 Index against variable rate USONBFR	USD	(33,574.00)	(255,838,692.69)	11,276,655.25	40,032,216.26	12/07/2023
S&P 500 Total Return 4 JAN 1988 Index against variable rate USONBFR	USD	(74,752.00)	(569,620,955.38)	25,107,301.30	89,131,120.18	13/09/2023
S&P 500 Total Return 4 JAN 1988 Index against variable rate USONBFR	USD	(38,626.00)	(294,335,656.87)	12,973,493.96	46,056,007.15	12/05/2023
S&P 500 Total Return 4 JAN 1988 Index against variable rate USONBFR	USD	(37,543.00)	(286,083,041.63)	12,609,741.72	44,764,683.80	18/05/2023
		(184,495.00)	(1,405,878,346.57)	61,967,192.23	219,984,027.39	
取引相手: BofA Securities Europe SA						
S&P 500 Total Return 4 JAN 1988 Index against variable rate USONBFR	USD	(12,013.00)	(91,540,782.01)	1,792,332.62	(6,005,084.80)	15/06/2023
S&P 500 Total Return 4 JAN 1988 Index against variable rate USONBFR	USD	(28,347.00)	(216,008,203.42)	4,229,355.94	17,415,957.77	25/08/2023
S&P 500 Total Return 4 JAN 1988 Index against variable rate USONBFR	USD	(29,385.00)	(223,917,912.21)	4,384,224.93	7,592,940.45	29/08/2023
S&P 500 Total Return 4 JAN 1988 Index against variable rate USONBFR	USD	(29,098.00)	(221,730,931.07)	4,341,404.69	5,090,638.72	30/08/2023
S&P 500 Total Return 4 JAN 1988 Index against variable rate USONBFR	USD	(46,933.00)	(357,636,187.64)	7,002,376.33	9,330,262.74	15/09/2023
		(145,776.00)	(1,110,834,016.35)	21,749,694.51	33,424,714.88	
		(330,271.00)	(2,516,712,362.92)	83,716,886.74	253,408,742.27	

●外為オプション(店頭)

銘柄	買い/ 売り	プット/ コール	行使レート	満期日	通貨	買建/ (売建) 金額	サブ・ファンド 基準通貨建 コミットメント* (ユーロ)	サブ・ファンド 基準通貨建 市場価値 (ユーロ)
取引相手: JP Morgan SE								
FXO EUR/USD Delta 25 End 20230110	買い	Put	1.1029	10/01/2023	EUR USD	8,222,821.00 (9,068,949.28)	— —	257,615.06 —
							<u>257,615.06</u>	
取引相手: BNP Paribas SA								
FXO GBP/USD Delta 25 End 20230110	買い	Put	1.2931	10/01/2023	GBP USD	5,308,588.00 (6,864,535.14)	— —	422,107.91 —
							<u>422,107.91</u>	
							<u>679,722.97</u>	

(*)買建オプションの場合、開示されたコミットメントはない。売建オプションにのみ適用される。

Barclays Bank Ireland PLCは、クレジット・デフォルト・スワップ、エクイティ・スワップ、外国為替先渡契約およびトータル・リターン・スワップの現金担保として合計純額112,020,000.00ユーロを受け取り、非現金担保として合計純額116,188.24ユーロを支払った。

BNP Paribas SAは、合計純額280,000.00ユーロを外国為替先渡契約および外為オプション(店頭)の現金担保として支払った。

BofA Securities Europe SAは、エクイティ・スワップ、外国為替先渡契約およびトータル・リターン・スワップの現金担保として合計純額2,850,000.00ユーロおよび非現金担保として3,945,357.85ユーロを支払った。

Citibank Europe PLCは、合計純額2,110,000.00ユーロを外国為替先渡契約の現金担保として受け取った。

Deutsche Bank AGは、合計純額720,000.00ユーロをクレジット・デフォルト・スワップおよび外国為替先渡契約の現金担保として支払った。

Goldman Sachs Bank Europe SEは、合計純額2,210,000.00ユーロを外国為替先渡契約の現金担保として支払った。

JP Morgan SEは、合計純額3,960,000.00ユーロをクレジット・デフォルト・スワップ、外国為替先渡契約および外為オプション(店頭)の現金担保として受け取った。

Societe Generale SAは、合計純額270,000.00ユーロを外国為替先渡契約の現金担保として受け取った。

PGIMワドワニ・ケインズ・システマティック・アブソリュート・リターン・ファンド 日本円IAキュムレーションクラス(円ヘッジ)

2023年6月30日決算

●当ファンドの仕組みは次の通りです。

運用方針	ファンドは、主に通貨、債券、株式に関するデリバティブ取引への投資を通じて、多面的なリスク管理手法を用いて資本毀損リスクを限定しつつ、プラスの絶対リターンを追求します。
投資対象	ファンドは、主に通貨、債券、株式に関するデリバティブ取引を通じて、グローバルな金融市場に投資します。
管理会社	PGIM インベストメンツ・アイルランド・リミテッド
投資顧問会社	PGIM インク
保管受託銀行	ステート・ストリート・カストディアル・サービスズ・アイルランド・リミテッド
管理事務代行会社 名義書換事務受託	ステート・ストリート・ファンド・サービスズ・アイルランド・リミテッド

* 作成時点において、入手可能な直前計算期間の年次報告書をもとに作成いたしております。

包括利益計算書

2023年6月30日に終了する会計年度

	(米ドル)
受取利息	1,203,682
損益を通じて公正価値評価される金融資産および負債に係る純(損失)/利益	<u>(5,673,155)</u>
純(損失)/利益合計	(4,469,473)
運用費用	<u>(2,157,963)</u>
運用費用	(2,157,963)
税引前運用(損失)/利益	(6,627,436)
金融費用	
分配金	(133,887)
支払利息	<u>(100,345)</u>
金融費用合計	(234,232)
税引前(損失)/利益	<u>(6,861,668)</u>
投資主に帰属する純資産の当期純(減少)/増加額	<u>(6,861,668)</u>

投資明細表

2023年6月30日現在

保有株数	詳細	公正価格 (米ドル)	純資産に占める 割合 (%)
社債: 2.49% (2022年6月30日: 1.51%)			
カナダ: 0.51% (2022年6月30日: ゼロ)			
559,000	Bank of Montreal 5.36% 15/09/2023	558,931	0.18
1,010,000	Royal Bank of Canada 5.51% 26/10/2023	1,009,764	0.33
		1,568,695	0.51
日本: 1.31% (2022年6月30日: ゼロ)			
4,000,000	Mizuho Bank Ltd 5.46% 17/08/2023	4,001,190	1.31
		4,001,190	1.31
米国: 0.67% (2022年6月30日: 1.51%)			
1,030,000	John Deere Capital Corp 5.12% 10/07/2023	1,029,975	0.34
1,000,000	Toyota Motor Credit Corp 5.68% 13/06/2024	1,001,521	0.33
		2,031,496	0.67
社債合計			
		7,601,381	2.49
短期金融商品: 78.32% (2022年6月30日: 82.93%)			
オーストラリア: 1.88% (2022年6月30日: 1.10%)			
250,000	Australia & New Zealand Bank 3.59% 28/09/2023	250,221	0.08
1,000,000	National Australia Bank Ltd 0.00% 06/10/2023	1,000,566	0.33
2,000,000	National Australia Bank Ltd 0.00% 16/02/2024	2,000,883	0.66
1,000,000	Toyota Finance Australia Ltd 0.00% 17/07/2023	997,583	0.33
500,000	Westpac Banking Corp 0.00% 07/07/2023	499,510	0.16
500,000	Westpac Banking Corp 5.61% 10/05/2024	499,912	0.16
500,000	Westpac Banking Corp 5.78% 02/08/2023	500,257	0.16
		5,748,932	1.88
カナダ: 10.57% (2022年6月30日: 16.92%)			
1,000,000	Alimentation Couche-Tard Inc 0.00% 06/07/2023	999,119	0.33
750,000	Bank of Montreal 5.41% 01/05/2024	750,028	0.25
500,000	Bank of Montreal 5.67% 21/07/2023	500,132	0.16
250,000	Bank of Montreal 5.86% 07/11/2023	250,408	0.08
1,000,000	Bank of Nova Scotia 5.72% 28/07/2023	1,000,402	0.33
500,000	Bank of Nova Scotia 5.78% 16/08/2023	500,303	0.16
500,000	Bank of Nova Scotia 5.80% 09/08/2023	500,291	0.16
1,000,000	Canadian Imperial Bank 4.75% 10/10/2023	1,000,855	0.33
250,000	Canadian Imperial Bank of Commerce 5.66% 10/05/2024	250,020	0.08
250,000	Canadian Imperial Bank of Commerce 5.87% 11/12/2023	250,510	0.08
500,000	CDP Financial Inc 0.00% 10/07/2023	499,296	0.16
620,000	CDP Financial Inc 0.00% 24/07/2023	617,888	0.20
500,000	CDP Financial Inc 0.00% 21/08/2023	496,231	0.16
500,000	CDP Financial Inc 1.00% 25/07/2023	500,199	0.16
500,000	CDP Financial Inc 1.00% 01/11/2023	500,776	0.17
250,000	CDP Financial Inc 1.00% 03/11/2023	250,362	0.08
500,000	CDP Financial Inc 1.00% 12/01/2024	500,319	0.17

保有株数	詳細	公正価格 (米ドル)	純資産に占める 割合(%)
1,000,000	CDP Financial Inc 4.98% 21/09/2023	1,000,326	0.33
1,000,000	Export Development Canada 0.00% 26/09/2023	987,135	0.32
500,000	Export Development Canada 0.00% 04/10/2023	492,988	0.16
1,500,000	Nutrien Ltd 0.00% 08/09/2023	1,483,929	0.49
1,500,000	Nutrien Ltd 0.00% 22/09/2023	1,480,764	0.49
1,000,000	Nutrien Ltd 0.00% 26/09/2023	986,575	0.32
1,500,000	OMERS Finance Trust 0.00% 03/08/2023	1,492,696	0.49
1,500,000	Province of Alberta 0.00% 09/08/2023	1,491,438	0.49
795,000	PSP Capital Inc 0.00% 26/07/2023	792,061	0.26
500,000	PSP Capital Inc 0.00% 30/08/2023	495,550	0.16
750,000	PSP Capital Inc 0.00% 02/10/2023	739,507	0.24
10,000,000	Royal Bank of Canada 5.05% 03/07/2023	10,000,000	3.27
250,000	Royal Bank of Canada 5.73% 07/07/2023	250,023	0.08
250,000	Royal Bank of Canada 5.76% 06/10/2023	250,291	0.08
500,000	Toronto-Dominion Bank 0.00% 03/07/2023	500,019	0.16
500,000	Toronto-Dominion Bank 5.22% 25/03/2024	500,434	0.17
		32,310,875	10.57
フィンランド: 1.39% (2022年6月30日: ゼロ)			
2,000,000	Nordea Bank Abp 5.64% 31/08/2023	2,001,258	0.65
2,250,000	Nordea Bank Abp 5.77% 02/08/2023	2,251,039	0.74
		4,252,297	1.39
フランス: 2.60% (2022年6月30日: 1.65%)			
500,000	BNP Paribas NY Banch 5.19% 15/12/2023	498,702	0.16
3,000,000	BNP Paribas SA 5.61% 08/09/2023	3,002,112	0.98
500,000	Credit Agricole CIB 5.49% 03/11/2023	499,719	0.16
500,000	LVMH Moet Hennessy Louis Vuitton SE 0.00% 14/05/2024	475,499	0.16
500,000	LVMH Moet Hennessy Louis Vuitton SE 0.00% 12/06/2024	473,301	0.16
1,500,000	Natixis 0.00% 31/07/2023	1,493,402	0.49
1,500,000	Natixis 5.45% 20/11/2023	1,498,890	0.49
		7,941,625	2.60
日本: 1.57% (2022年6月30日: 6.89%)			
500,000	Mizuho Bank Ltd 5.87% 30/11/2023	500,882	0.16
1,500,000	Sumitomo Mitsui Banking Corp 5.46% 06/07/2023	1,500,062	0.49
500,000	Sumitomo Mitsui Banking Corp 5.91% 30/11/2023	500,893	0.17
1,000,000	Sumitomo Mitsui Trust Bank Ltd 5.20% 05/07/2023	1,000,003	0.33
800,000	Sumitomo Mitsui Trust Bank Ltd 5.21% 15/08/2023	799,984	0.26
500,000	Sumitomo Mitsui Trust Bank Ltd 5.37% 07/08/2023	500,082	0.16
		4,801,906	1.57
オランダ: 0.32% (2022年6月30日: 2.45%)			
500,000	Cooperatieve Centrale 5.34% 29/09/2023	499,829	0.16
500,000	Toyota Motor Finance Netherlands BV 0.00% 22/08/2023	496,055	0.16
		995,884	0.32
南アフリカ: ゼロ (2022年6月30日: 1.65%)			

保有株数	詳細	公正価格 (米ドル)	純資産に占める 割合 (%)
スペイン:0.33%(2022年6月30日:ゼロ)			
1,000,000	Banco Santander SA 5.56% 05/12/2023	1,000,163	0.33
		1,000,163	0.33
スウェーデン:1.56%(2022年6月30日:1.66%)			
500,000	Skandinaviska Enskilda Banken AG 0.00% 22/03/2024	479,219	0.16
500,000	Skandinaviska Enskilda Banken AG 0.00% 31/05/2024	500,181	0.16
631,000	Svenska Handelsbanken 5.30% 07/09/2023	631,052	0.21
1,000,000	Svenska Handelsbanken 5.48% 22/09/2023	1,000,491	0.33
300,000	Svenska Handelsbanken AB 4.03% 22/08/2023	299,430	0.10
1,850,000	Svenska Handelsbanken AB 4.05% 15/08/2023	1,847,027	0.60
		4,757,400	1.56
英国:ゼロ(2022年6月30日:0.28%)			
米国:58.10%(2022年6月30日:50.33%)			
5,000,000	American Honda Finance Corp 0.00% 18/09/2023	4,938,033	1.62
10,000,000	Australia & New Zealand Bank 5.07% 03/07/2023	10,000,000	3.27
5,000,000	Australia & New Zealand Bank 5.08% 06/07/2023	5,000,000	1.64
1,000,000	Bank of America Corp 5.75% 08/07/2024	1,000,056	0.33
500,000	Bank of America Securities Inc 0.00% 18/10/2023	500,732	0.16
500,000	Bank of America Securities Inc 4.36% 07/07/2023	500,011	0.16
5,000,000	BNG Bank NV Commercial Paper 0.00% 03/07/2023	4,997,896	1.64
250,000	BNP Paribas SA 0.00% 04/08/2023	250,137	0.08
1,000,000	Caisse de depot et placement du Quebec 0.00% 12/07/2023	998,308	0.33
10,000,000	Canadian Imperial Bank of Commerce 5.06% 03/07/2023	10,000,000	3.27
500,000	Citibank NA 5.66% 22/09/2023	500,352	0.16
500,000	Citibank NA 5.74% 12/06/2024	500,115	0.16
500,000	Citibank NA 5.76% 13/12/2023	500,699	0.16
1,000,000	Citigroup Global Markets Inc 0.00% 07/03/2024	959,408	0.31
4,500,000	Corpoerative Centrale 1.00% 17/07/2023	4,500,184	1.47
5,891,000	Credit Agricole CIB 5.05% 03/07/2023	5,891,000	1.93
1,200,000	Federation Des Caisses 0.00% 05/07/2023	1,199,156	0.39
500,000	Federation Des Caisses 0.00% 11/07/2023	499,224	0.16
500,000	Federation Des Caisses 0.00% 03/08/2023	497,555	0.16
500,000	Federation Des Caisses 0.00% 14/08/2023	496,750	0.16
1,000,000	Federation Des Caisses 0.00% 05/12/2023	975,686	0.32
1,500,000	Government of Quebec 0.00% 06/07/2023	1,498,745	0.49
1,500,000	Government of Quebec 0.00% 10/07/2023	1,497,904	0.49
5,000,000	Healthpeak Properties Inc 0.00% 19/07/2023	4,985,856	1.63
5,000,000	Hitachi America Ltd 0.00% 06/07/2023	4,995,659	1.64
5,000,000	Hyundai Capital America 0.00% 07/07/2023	4,994,964	1.63
1,000,000	ING US Funding LLC 0.00% 03/11/2023	980,652	0.32
500,000	ING US Funding LLC 5.30% 29/09/2023	500,474	0.16
5,000,000	Ingredion Inc 0.00% 06/07/2023	4,995,659	1.64
1,500,000	LVMH Moet Hennessy Louis Vuitton SE 0.00% 25/09/2023	1,481,045	0.49
500,000	LVMH Moet Hennessy Louis Vuitton SE 0.00% 11/10/2023	492,482	0.16
500,000	LVMH Moet Hennessy Louis Vuitton SE 0.00% 18/03/2024	479,877	0.16
1,000,000	Mitsubishi Corp 0.00% 17/07/2023	997,582	0.33
4,000,000	Mitsubishi Corp 0.00% 18/07/2023	3,989,754	1.31

保有株数	詳細	公正価格 (米ドル)	純資産に占める 割合 (%)
5,000,000	Mitsubishi Trust & Banking Corp 5.08% 05/07/2023	5,000,014	1.64
10,000,000	Mizuho Bank Ltd 5.07% 03/07/2023	10,000,000	3.27
3,500,000	National Securities Clearing Corp 0.00% 07/07/2023	3,496,556	1.14
650,000	National Securities Clearing Corp 0.00% 10/07/2023	649,085	0.21
500,000	National Securities Clearing Corp 0.00% 19/07/2023	498,655	0.16
1,000,000	Ontario Teachers' Finance Trust 0.00% 06/11/2023	980,801	0.32
10,000,000	Rabobank Netherland 5.05% 03/07/2023	10,000,000	3.27
7,000,000	Rabobank Netherland 5.06% 06/07/2023	7,000,000	2.29
5,000,000	Realty Income Corp 0.00% 03/07/2023	4,997,832	1.64
5,000,000	Robert Bosch Finance LLC 0.00% 05/07/2023	4,996,452	1.64
500,000	Societe Generale SA 0.00% 11/12/2023	500,996	0.16
1,000,000	State Street Bank & Trust Co 5.58% 05/03/2024	1,000,336	0.33
1,000,000	STE TransCore Holdings Inc 0.00% 03/07/2023	999,576	0.33
4,000,000	STE TransCore Holdings Inc 0.00% 20/07/2023	3,988,589	1.31
3,000,000	Suncor Energy Inc 0.00% 14/09/2023	2,964,451	0.97
1,000,000	Suncor Energy Inc 0.00% 22/09/2023	986,854	0.32
500,000	Toyota Credit Canada Inc 0.00% 18/07/2023	500,143	0.16
250,000	Toyota Industries Commercial Finance 0.00% 04/08/2023	248,747	0.08
750,000	Toyota Industries Commercial Finance 0.00% 03/11/2023	735,762	0.24
1,000,000	Truist Bank 5.13% 31/10/2023	998,403	0.33
500,000	Truist Bank 5.15% 31/10/2023	499,237	0.16
5,000,000	UDR Inc 0.00% 11/07/2023	4,991,979	1.63
5,000,000	Ventas Realty LP 0.00% 03/07/2023	4,997,832	1.64
5,000,000	Vulcan Materials Co 0.00% 18/07/2023	4,986,362	1.63
5,000,000	VW Credit Inc 0.00% 17/07/2023	4,987,462	1.63
5,000,000	Wec Energy Group Inc 0.00% 12/07/2023	4,991,233	1.63
5,000,000	Western Union Co 0.00% 06/07/2023	4,995,642	1.64
		177,588,954	58.10
	短期金融商品合計	239,398,036	78.32
	損益を通じて公正価値評価される金融資産 — 投資	246,999,417	80.81

先物契約: 0.87% (2022年6月30日: 0.76%)

満期日	契約数	銘柄	通貨	取引相手	未実現利益 (米ドル)	純資産に 占める割合 (%)
19/07/2023	(27)	Cboe Vix Future	USD	Morgan Stanley	39,153	0.01
21/07/2023	97	Cac40 10 Euro Future	EUR	Goldman Sachs	46,687	0.02
28/07/2023	(25)	Hang Seng Index Future	HKD	Goldman Sachs	25,223	0.01
16/08/2023	(9)	Cboe Vix Future	USD	Morgan Stanley	25,547	0.01
07/09/2023	120	30 yr Euro-Buxl Bond	EUR	Goldman Sachs	380,109	0.12
07/09/2023	227	TOPIX Index Future	JPY	Morgan Stanley	149,451	0.05
07/09/2023	299	Nikkei 225	JPY	Morgan Stanley	76,752	0.03
07/09/2023	(252)	Euro-Schatz Future	EUR	Goldman Sachs	34,356	0.01
07/09/2023	(100)	Euro-Bobl Future	EUR	Goldman Sachs	14,633	0.00
07/09/2023	21	Euro-Btp Future	EUR	Goldman Sachs	3,154	0.00
07/09/2023	98	Euro-Oat Future	EUR	Goldman Sachs	(51,406)	(0.02)

満期日	契約数	銘柄	通貨	取引相手	未実現利益 (米ドル)	純資産に 占める割合 (%)
07/09/2023	168	Euro-Bund Future	EUR	Goldman Sachs	(69,280)	(0.02)
12/09/2023	(40)	10 yr Japan Bond	JPY	Morgan Stanley	69,718	0.02
14/09/2023	89	S&P 60 Index Future	CAD	Morgan Stanley	2,400	0.00
15/09/2023	245	S&P 500 E-Mini Future	USD	Morgan Stanley	920,550	0.30
15/09/2023	148	Nasdaq 100 E-Mini	USD	Morgan Stanley	798,680	0.26
15/09/2023	555	Euro Stoxx 50	EUR	Goldman Sachs	264,769	0.09
15/09/2023	32	DAX Index Future	EUR	Goldman Sachs	137,246	0.04
15/09/2023	(139)	3 yr Australia Bond Future	AUD	Goldman Sachs	43,335	0.01
15/09/2023	66	E-Mini Russ 2000	USD	Morgan Stanley	(300)	(0.00)
15/09/2023	(168)	FTSE 100 Index Future	GBP	Goldman Sachs	(59,703)	(0.02)
15/09/2023	117	10 yr Australia Bond Future	AUD	Goldman Sachs	(69,658)	(0.02)
20/09/2023	(145)	10 yr US Treasury Note Future	USD	Morgan Stanley	108,484	0.04
20/09/2023	(53)	Long US Treasury Bond Future	USD	Morgan Stanley	27,594	0.01
20/09/2023	(14)	Cboe Vix Future	USD	Morgan Stanley	23,757	0.01
20/09/2023	(20)	Ultra US Treasury Bond Future	USD	Morgan Stanley	1,125	0.00
20/09/2023	138	10 yr Canada Bond Future	CAD	Morgan Stanley	(12,350)	(0.00)
21/09/2023	(36)	FTSE TOP 40	ZAR	Goldman Sachs	(12,534)	(0.00)
27/09/2023	(42)	Long Gilt Future	GBP	Goldman Sachs	(6,210)	(0.00)
29/09/2023	(140)	2 yr US Treasury Note Future	USD	Morgan Stanley	53,945	0.02
29/09/2023	258	5 yr US Treasury Note Future	USD	Morgan Stanley	(182,133)	(0.06)
18/10/2023	(8)	Cboe Vix Future	USD	Morgan Stanley	11,109	0.00
07/12/2023	8	90 day Bank Bill Future	AUD	Goldman Sachs	(1,735)	(0.00)
18/12/2023	(10)	3 Month Euro EURIBOR	EUR	Goldman Sachs	3,656	0.00
07/03/2024	26	90 day Bank Bill Future	AUD	Goldman Sachs	(8,129)	(0.00)
18/03/2024	(35)	3 Month Euro EURIBOR	EUR	Goldman Sachs	14,568	0.00
19/03/2024	1	3 Month ICE SONIA Future	GBP	Goldman Sachs	(889)	(0.00)
19/03/2024	6	3 Month SOFR Future	USD	Morgan Stanley	(1,163)	(0.00)
13/06/2024	28	90 day Bank Bill Future	AUD	Goldman Sachs	(17,703)	(0.01)
17/06/2024	(43)	3 Month Euro EURIBOR	EUR	Goldman Sachs	18,813	0.01
18/06/2024	(2)	3 Month ICE SONIA Future	GBP	Goldman Sachs	540	0.00
18/06/2024	25	3 Month SOFR Future	USD	Morgan Stanley	(15,575)	(0.00)
12/09/2024	(69)	90 day Bank Bill Future	AUD	Goldman Sachs	9,306	0.00
17/09/2024	(1)	3 Month ICE SONIA Future	GBP	Goldman Sachs	95	0.00
17/09/2024	61	3 Month SOFR Future	USD	Morgan Stanley	(30,448)	(0.01)
17/12/2024	140	3 Month ICE SONIA Future	GBP	Goldman Sachs	(111,615)	(0.04)
先物契約に係る未実現利益					3,304,755	1.07
先物契約に係る未実現(損失)					(650,831)	(0.20)
先物契約に係る未実現純利益					2,653,924	0.87

外国為替先渡契約: (0.09) % (2022年6月30日: (1.79) %)

満期日	契約数	取引相手		購入金額	売却金額	未実現利益 (米ドル)	純資産に占める 割合(%)	
05/07/2023	1	J.P. Morgan	BRL	15,242,223	USD	3,050,000	133,289	0.04
05/07/2023	1	J.P. Morgan	BRL	6,719,685	USD	1,340,000	63,384	0.02
05/07/2023	1	J.P. Morgan	USD	6,270,000	BRL	29,899,749	25,535	0.01
05/07/2023	1	J.P. Morgan	BRL	1,713,726	USD	340,000	17,906	0.01
05/07/2023	1	J.P. Morgan	BRL	3,340,588	USD	680,000	17,671	0.01
05/07/2023	1	J.P. Morgan	BRL	1,520,625	USD	300,000	17,578	0.01
05/07/2023	1	J.P. Morgan	BRL	1,982,488	USD	400,000	14,036	0.00
05/07/2023	1	J.P. Morgan	BRL	2,111,887	USD	430,000	11,061	0.00
05/07/2023	1	J.P. Morgan	USD	2,560,000	BRL	12,207,872	10,426	0.00
05/07/2023	1	J.P. Morgan	BRL	1,620,214	USD	330,000	8,376	0.00
05/07/2023	1	J.P. Morgan	BRL	756,597	USD	150,000	8,013	0.00
05/07/2023	1	J.P. Morgan	BRL	1,564,992	USD	320,000	6,844	0.00
05/07/2023	1	J.P. Morgan	BRL	1,132,502	USD	230,000	6,519	0.00
05/07/2023	1	J.P. Morgan	BRL	649,631	USD	130,000	5,673	0.00
05/07/2023	1	J.P. Morgan	BRL	456,341	USD	90,000	5,305	0.00
05/07/2023	1	J.P. Morgan	BRL	498,276	USD	100,000	4,063	0.00
05/07/2023	1	J.P. Morgan	BRL	497,510	USD	100,000	3,903	0.00
05/07/2023	1	J.P. Morgan	BRL	351,883	USD	70,000	3,490	0.00
05/07/2023	1	J.P. Morgan	BRL	777,949	USD	160,000	2,472	0.00
05/07/2023	1	J.P. Morgan	BRL	153,268	USD	30,000	2,010	0.00
05/07/2023	1	J.P. Morgan	BRL	536,081	USD	110,000	1,959	0.00
05/07/2023	1	J.P. Morgan	BRL	583,004	USD	120,000	1,758	0.00
05/07/2023	1	J.P. Morgan	USD	323,443	BRL	1,540,715	1,670	0.00
05/07/2023	1	J.P. Morgan	BRL	199,395	USD	40,000	1,643	0.00
05/07/2023	1	J.P. Morgan	USD	240,000	BRL	1,144,488	977	0.00
05/07/2023	1	J.P. Morgan	BRL	483,300	USD	100,000	936	0.00
05/07/2023	1	J.P. Morgan	BRL	578,824	USD	120,000	886	0.00
05/07/2023	1	J.P. Morgan	BRL	99,298	USD	20,000	738	0.00
05/07/2023	1	J.P. Morgan	BRL	1,630,167	USD	340,000	455	0.00
05/07/2023	1	J.P. Morgan	BRL	49,823	USD	10,000	405	0.00
05/07/2023	1	J.P. Morgan	BRL	49,583	USD	10,000	355	0.00
05/07/2023	1	J.P. Morgan	BRL	97,225	USD	20,000	305	0.00
05/07/2023	1	J.P. Morgan	BRL	49,315	USD	10,000	299	0.00
05/07/2023	1	J.P. Morgan	BRL	575,908	USD	120,000	277	0.00
05/07/2023	1	J.P. Morgan	BRL	49,102	USD	10,000	255	0.00
05/07/2023	1	J.P. Morgan	BRL	48,953	USD	10,000	224	0.00
05/07/2023	1	J.P. Morgan	BRL	96,719	USD	20,000	199	0.00
05/07/2023	1	J.P. Morgan	BRL	814,713	USD	170,000	150	0.00
05/07/2023	1	J.P. Morgan	BRL	670,964	USD	140,000	129	0.00
05/07/2023	1	J.P. Morgan	BRL	192,133	USD	40,000	126	0.00
05/07/2023	1	J.P. Morgan	BRL	95,984	USD	20,000	46	0.00
05/07/2023	1	J.P. Morgan	BRL	95,928	USD	20,000	34	0.00
05/07/2023	1	J.P. Morgan	BRL	191,692	USD	40,000	34	0.00
05/07/2023	1	J.P. Morgan	BRL	47,922	USD	10,000	8	0.00
05/07/2023	1	J.P. Morgan	BRL	95,797	USD	20,000	7	0.00
05/07/2023	1	J.P. Morgan	USD	20,000	BRL	95,774	(2)	(0.00)
05/07/2023	1	J.P. Morgan	BRL	47,795	USD	10,000	(18)	(0.00)
05/07/2023	1	J.P. Morgan	BRL	430,317	USD	90,000	(130)	(0.00)
05/07/2023	1	J.P. Morgan	USD	20,000	BRL	96,501	(154)	(0.00)
05/07/2023	1	J.P. Morgan	USD	10,000	BRL	49,536	(345)	(0.00)
05/07/2023	1	J.P. Morgan	BRL	1,386,641	USD	290,000	(405)	(0.00)

満期日	契約数	取引相手		購入金額	売却金額	未実現利益 (米ドル)	純資産に占める 割合(%)
05/07/2023	1	J.P. Morgan	USD	10,000	BRL 50,241	(493)	(0.00)
05/07/2023	1	J.P. Morgan	USD	20,000	BRL 98,718	(617)	(0.00)
05/07/2023	1	J.P. Morgan	USD	20,000	BRL 100,497	(988)	(0.00)
05/07/2023	1	J.P. Morgan	USD	20,000	BRL 100,610	(1,012)	(0.00)
05/07/2023	1	J.P. Morgan	USD	30,000	BRL 149,608	(1,245)	(0.00)
05/07/2023	1	J.P. Morgan	USD	100,000	BRL 484,909	(1,272)	(0.00)
05/07/2023	1	J.P. Morgan	USD	40,000	BRL 198,264	(1,407)	(0.00)
05/07/2023	1	J.P. Morgan	USD	30,000	BRL 150,624	(1,457)	(0.00)
05/07/2023	1	J.P. Morgan	USD	30,000	BRL 150,702	(1,474)	(0.00)
05/07/2023	1	J.P. Morgan	USD	30,000	BRL 151,301	(1,599)	(0.00)
05/07/2023	1	J.P. Morgan	USD	30,000	BRL 152,509	(1,851)	(0.00)
05/07/2023	1	J.P. Morgan	USD	30,000	BRL 152,543	(1,858)	(0.00)
05/07/2023	1	J.P. Morgan	USD	60,000	BRL 301,399	(2,946)	(0.00)
05/07/2023	1	J.P. Morgan	USD	50,000	BRL 255,503	(3,361)	(0.00)
05/07/2023	1	J.P. Morgan	USD	250,000	BRL 1,272,335	(15,723)	(0.01)
05/07/2023	1	J.P. Morgan	USD	290,000	BRL 1,482,567	(19,629)	(0.01)
19/07/2023	1	J.P. Morgan	EUR	67,894,103	USD 73,440,752	695,466	0.23
19/07/2023	1	UBS	EUR	19,530,000	NOK 223,469,193	495,786	0.16
19/07/2023	1	UBS	EUR	20,310,000	SEK 234,537,295	417,867	0.14
19/07/2023	1	J.P. Morgan	USD	10,080,000	JPY 1,403,922,542	330,070	0.11
19/07/2023	1	J.P. Morgan	USD	17,640,000	TWD 541,233,126	235,027	0.08
19/07/2023	1	UBS	EUR	9,900,000	SEK 114,319,068	204,139	0.07
19/07/2023	1	UBS	GBP	28,520,000	USD 36,077,863	145,907	0.05
19/07/2023	1	J.P. Morgan	USD	9,660,000	TWD 296,389,569	128,706	0.04
19/07/2023	1	J.P. Morgan	EUR	11,805,440	USD 12,769,893	120,927	0.04
19/07/2023	1	UBS	USD	4,390,074	AUD 6,410,000	118,375	0.04
19/07/2023	1	J.P. Morgan	GBP	13,980,874	USD 17,651,174	106,188	0.03
19/07/2023	1	J.P. Morgan	USD	2,438,566	JPY 337,927,837	91,732	0.03
19/07/2023	1	J.P. Morgan	USD	3,956,835	JPY 556,718,228	90,551	0.03
19/07/2023	1	J.P. Morgan	GBP	11,302,428	USD 14,269,574	85,845	0.03
19/07/2023	1	J.P. Morgan	USD	2,383,446	JPY 331,687,553	79,950	0.03
19/07/2023	1	UBS	USD	5,536,317	AUD 8,190,000	78,406	0.03
19/07/2023	1	UBS	USD	3,970,055	AUD 5,840,000	78,211	0.03
19/07/2023	1	J.P. Morgan	USD	3,119,939	JPY 439,026,933	70,995	0.02
19/07/2023	1	J.P. Morgan	USD	2,150,000	JPY 299,436,993	70,477	0.02
19/07/2023	1	J.P. Morgan	USD	4,560,000	CNH 32,602,865	70,473	0.02
19/07/2023	1	J.P. Morgan	MXN	170,929,560	USD 9,900,000	59,151	0.02
19/07/2023	1	UBS	USD	3,799,817	AUD 5,620,000	54,584	0.02
19/07/2023	1	UBS	EUR	2,100,000	SEK 24,256,154	42,685	0.01
19/07/2023	1	J.P. Morgan	USD	1,540,000	ILS 5,548,224	42,608	0.01
19/07/2023	1	J.P. Morgan	EUR	3,983,011	USD 4,308,405	40,800	0.01
19/07/2023	1	UBS	PLN	27,176,147	EUR 6,080,000	40,094	0.01
19/07/2023	1	UBS	CZK	265,077,324	EUR 11,100,000	40,064	0.01
19/07/2023	1	UBS	USD	1,614,679	AUD 2,370,000	35,283	0.01
19/07/2023	1	UBS	EUR	1,320,000	NOK 15,096,725	34,179	0.01
19/07/2023	1	J.P. Morgan	USD	11,162,113	AUD 16,700,000	33,038	0.01
19/07/2023	1	J.P. Morgan	USD	1,780,000	ZAR 32,938,268	32,332	0.01
19/07/2023	1	J.P. Morgan	CHF	3,059,044	USD 3,393,080	29,463	0.01
19/07/2023	1	UBS	EUR	4,250,000	SEK 49,708,952	28,947	0.01
19/07/2023	1	J.P. Morgan	USD	5,263,963	EUR 4,796,448	26,534	0.01
19/07/2023	1	J.P. Morgan	USD	1,206,859	JPY 169,989,983	26,316	0.01
19/07/2023	1	UBS	EUR	1,180,000	SEK 13,629,970	23,955	0.01
19/07/2023	1	J.P. Morgan	USD	2,198,632	JPY 313,204,838	23,494	0.01
19/07/2023	1	J.P. Morgan	CHF	2,330,685	USD 2,585,187	22,448	0.01

満期日	契約数	取引相手		購入金額	売却金額	未実現利益 (米ドル)	純資産に占める 割合(%)	
19/07/2023	1	UBS	EUR	860,000	NOK	9,835,731	22,269	0.01
19/07/2023	1	UBS	GBP	2,400,000	USD	3,026,959	21,325	0.01
19/07/2023	1	UBS	HUF	2,155,113,422	EUR	5,740,000	20,814	0.01
19/07/2023	1	UBS	USD	1,899,771	GBP	1,480,000	19,996	0.01
19/07/2023	1	J.P. Morgan	USD	3,522,160	THB	124,007,866	19,795	0.01
19/07/2023	1	UBS	USD	1,219,122	AUD	1,800,000	19,581	0.01
19/07/2023	1	UBS	USD	605,546	AUD	880,000	19,104	0.01
19/07/2023	1	J.P. Morgan	USD	1,380,000	TWD	42,338,676	18,473	0.01
19/07/2023	1	UBS	GBP	3,340,000	USD	4,225,443	16,752	0.01
19/07/2023	1	J.P. Morgan	USD	1,940,000	SGD	2,599,800	16,680	0.01
19/07/2023	1	UBS	USD	2,319,311	SEK	24,819,303	16,677	0.01
19/07/2023	1	J.P. Morgan	USD	3,000,942	CAD	3,952,988	16,385	0.01
19/07/2023	1	UBS	GBP	3,260,000	USD	4,124,558	16,027	0.01
19/07/2023	1	J.P. Morgan	USD	781,388	JPY	110,365,129	14,927	0.00
19/07/2023	1	UBS	USD	474,339	AUD	690,000	14,515	0.00
19/07/2023	1	UBS	SEK	20,268,459	USD	1,866,120	14,305	0.00
19/07/2023	1	J.P. Morgan	MXN	38,688,312	USD	2,240,000	14,161	0.00
19/07/2023	1	UBS	NOK	11,582,873	USD	1,065,580	14,071	0.00
19/07/2023	1	J.P. Morgan	USD	3,079,967	CAD	4,061,177	13,726	0.00
19/07/2023	1	UBS	USD	1,746,726	NOK	18,602,872	12,734	0.00
19/07/2023	1	UBS	USD	625,466	AUD	920,000	12,367	0.00
19/07/2023	1	UBS	PLN	8,135,132	EUR	1,820,000	12,043	0.00
19/07/2023	1	UBS	USD	2,061,585	NZD	3,340,000	11,953	0.00
19/07/2023	1	J.P. Morgan	USD	1,509,896	CAD	1,984,351	11,685	0.00
19/07/2023	1	UBS	USD	744,166	SEK	7,896,878	11,526	0.00
19/07/2023	1	UBS	EUR	440,000	NOK	5,031,933	11,422	0.00
19/07/2023	1	UBS	USD	2,810,350	AUD	4,200,000	11,421	0.00
19/07/2023	1	UBS	NOK	27,161,723	USD	2,521,196	10,575	0.00
19/07/2023	1	J.P. Morgan	USD	1,322,149	CAD	1,737,477	10,331	0.00
19/07/2023	1	J.P. Morgan	USD	2,034,211	JPY	291,455,120	10,120	0.00
19/07/2023	1	UBS	USD	635,336	SEK	6,742,005	9,840	0.00
19/07/2023	1	UBS	USD	740,049	SEK	7,872,900	9,633	0.00
19/07/2023	1	UBS	USD	1,806,910	NZD	2,930,000	8,880	0.00
19/07/2023	1	UBS	USD	585,275	NZD	940,000	8,433	0.00
19/07/2023	1	UBS	HUF	148,840,333	USD	426,234	8,077	0.00
19/07/2023	1	UBS	EUR	1,320,000	USD	1,433,399	7,960	0.00
19/07/2023	1	J.P. Morgan	USD	1,566,328	CAD	2,064,047	7,946	0.00
19/07/2023	1	UBS	USD	1,197,986	NZD	1,940,000	7,481	0.00
19/07/2023	1	J.P. Morgan	USD	260,582	ILS	938,163	7,384	0.00
19/07/2023	1	UBS	USD	485,931	NZD	780,000	7,275	0.00
19/07/2023	1	UBS	USD	2,293,175	GBP	1,800,000	6,962	0.00
19/07/2023	1	J.P. Morgan	USD	589,871	JPY	83,945,286	6,890	0.00
19/07/2023	1	UBS	NZD	1,420,000	USD	864,516	6,884	0.00
19/07/2023	1	UBS	EUR	260,000	NOK	2,973,493	6,742	0.00
19/07/2023	1	J.P. Morgan	USD	200,000	JPY	27,854,652	6,556	0.00
19/07/2023	1	UBS	EUR	2,380,000	SEK	27,941,483	6,518	0.00
19/07/2023	1	UBS	USD	263,343	NOK	2,756,549	6,402	0.00
19/07/2023	1	J.P. Morgan	USD	2,259,742	AUD	3,381,865	6,028	0.00
19/07/2023	1	UBS	USD	975,558	NZD	1,580,000	5,972	0.00
19/07/2023	1	UBS	USD	219,161	AUD	320,000	5,909	0.00
19/07/2023	1	J.P. Morgan	USD	680,000	SGD	911,270	5,847	0.00
19/07/2023	1	J.P. Morgan	USD	680,000	SGD	911,331	5,802	0.00
19/07/2023	1	UBS	USD	2,532,892	NOK	27,113,170	5,647	0.00
19/07/2023	1	UBS	USD	858,531	NZD	1,390,000	5,541	0.00

満期日	契約数	取引相手		購入金額	売却金額	未実現利益 (米ドル)	純資産に占める 割合(%)	
19/07/2023	1	UBS	GBP	1,160,000	USD	1,467,867	5,470	0.00
19/07/2023	1	J.P. Morgan	USD	160,109	ZAR	2,914,704	5,458	0.00
19/07/2023	1	UBS	USD	1,544,815	AUD	2,310,000	5,404	0.00
19/07/2023	1	J.P. Morgan	CHF	1,077,217	USD	1,199,832	5,388	0.00
19/07/2023	1	UBS	USD	385,670	NZD	620,000	5,199	0.00
19/07/2023	1	J.P. Morgan	CAD	1,119,919	USD	840,442	5,111	0.00
19/07/2023	1	J.P. Morgan	USD	280,000	ZAR	5,181,480	5,076	0.00
19/07/2023	1	J.P. Morgan	USD	4,341,823	CAD	5,743,975	5,047	0.00
19/07/2023	1	UBS	USD	263,180	NOK	2,771,769	4,821	0.00
19/07/2023	1	UBS	EUR	980,000	USD	1,065,361	4,739	0.00
19/07/2023	1	UBS	NZD	760,000	USD	461,779	4,604	0.00
19/07/2023	1	UBS	USD	863,694	NZD	1,400,000	4,567	0.00
19/07/2023	1	UBS	USD	1,205,693	EUR	1,100,000	4,560	0.00
19/07/2023	1	UBS	EUR	940,000	USD	1,021,876	4,547	0.00
19/07/2023	1	J.P. Morgan	USD	140,000	KRW	178,414,138	4,515	0.00
19/07/2023	1	UBS	SEK	13,341,878	USD	1,233,479	4,326	0.00
19/07/2023	1	UBS	HUF	435,529,888	EUR	1,160,000	4,211	0.00
19/07/2023	1	UBS	USD	2,480,901	GBP	1,950,000	4,171	0.00
19/07/2023	1	UBS	USD	774,773	CZK	16,797,930	4,158	0.00
19/07/2023	1	UBS	USD	814,101	NZD	1,320,000	4,067	0.00
19/07/2023	1	J.P. Morgan	CHF	1,401,146	USD	1,563,652	3,989	0.00
19/07/2023	1	J.P. Morgan	USD	120,000	JPY	16,712,191	3,938	0.00
19/07/2023	1	J.P. Morgan	USD	100,675	JPY	13,951,210	3,787	0.00
19/07/2023	1	J.P. Morgan	USD	892,707	CAD	1,177,548	3,643	0.00
19/07/2023	1	J.P. Morgan	THB	26,735,738	USD	751,580	3,520	0.00
19/07/2023	1	J.P. Morgan	MXN	9,431,532	USD	546,008	3,517	0.00
19/07/2023	1	J.P. Morgan	USD	140,652	ILS	508,150	3,509	0.00
19/07/2023	1	UBS	USD	994,066	GBP	780,000	3,374	0.00
19/07/2023	1	J.P. Morgan	USD	180,000	ZAR	3,332,696	3,171	0.00
19/07/2023	1	UBS	USD	1,806,659	GBP	1,420,000	3,091	0.00
19/07/2023	1	J.P. Morgan	USD	80,462	JPY	11,150,160	3,027	0.00
19/07/2023	1	J.P. Morgan	MXN	10,976,298	USD	636,595	2,935	0.00
19/07/2023	1	UBS	USD	587,145	GBP	460,000	2,891	0.00
19/07/2023	1	UBS	USD	444,798	SEK	4,763,991	2,814	0.00
19/07/2023	1	UBS	USD	534,325	CZK	11,586,113	2,805	0.00
19/07/2023	1	UBS	NOK	7,191,792	USD	667,554	2,800	0.00
19/07/2023	1	J.P. Morgan	USD	158,627	ZAR	2,937,983	2,741	0.00
19/07/2023	1	J.P. Morgan	USD	180,045	CNH	1,287,919	2,694	0.00
19/07/2023	1	UBS	PLN	1,473,717	USD	359,527	2,668	0.00
19/07/2023	1	J.P. Morgan	USD	140,617	THB	4,888,100	2,562	0.00
19/07/2023	1	UBS	PLN	1,698,541	EUR	380,000	2,514	0.00
19/07/2023	1	UBS	PLN	890,316	USD	216,357	2,456	0.00
19/07/2023	1	J.P. Morgan	USD	340,113	SGD	456,434	2,445	0.00
19/07/2023	1	J.P. Morgan	INR	182,408,520	USD	2,220,000	2,441	0.00
19/07/2023	1	J.P. Morgan	USD	490,376	JPY	70,259,421	2,440	0.00
19/07/2023	1	UBS	PLN	1,817,588	USD	444,279	2,430	0.00
19/07/2023	1	UBS	USD	185,595	NOK	1,965,503	2,389	0.00
19/07/2023	1	UBS	USD	109,008	AUD	160,000	2,382	0.00
19/07/2023	1	UBS	USD	261,480	HUF	88,794,152	2,382	0.00
19/07/2023	1	J.P. Morgan	CHF	1,381,143	USD	1,543,011	2,250	0.00
19/07/2023	1	UBS	GBP	250,000	USD	315,308	2,222	0.00
19/07/2023	1	UBS	USD	484,729	GBP	380,000	2,084	0.00
19/07/2023	1	J.P. Morgan	USD	199,237	THB	6,981,760	2,051	0.00
19/07/2023	1	J.P. Morgan	USD	60,102	ZAR	1,094,131	2,049	0.00

満期日	契約数	取引相手		購入金額	売却金額	未実現利益 (米ドル)	純資産に占める 割合(%)	
19/07/2023	1	UBS	USD	131,385	SEK	1,394,216	2,035	0.00
19/07/2023	1	J.P. Morgan	USD	410,016	CAD	540,371	2,029	0.00
19/07/2023	1	UBS	HUF	37,213,100	USD	106,567	2,020	0.00
19/07/2023	1	UBS	USD	141,957	AUD	210,000	2,011	0.00
19/07/2023	1	J.P. Morgan	USD	200,171	SGD	267,937	1,952	0.00
19/07/2023	1	UBS	SEK	2,598,463	USD	239,142	1,933	0.00
19/07/2023	1	UBS	EUR	1,070,000	SEK	12,572,819	1,920	0.00
19/07/2023	1	UBS	USD	504,199	EUR	460,000	1,907	0.00
19/07/2023	1	UBS	USD	257,036	NOK	2,737,469	1,874	0.00
19/07/2023	1	J.P. Morgan	PHP	11,147,000	USD	200,000	1,869	0.00
19/07/2023	1	J.P. Morgan	USD	220,530	SGD	295,612	1,838	0.00
19/07/2023	1	UBS	USD	296,391	NZD	480,000	1,833	0.00
19/07/2023	1	J.P. Morgan	USD	79,077	ZAR	1,455,998	1,823	0.00
19/07/2023	1	J.P. Morgan	USD	120,000	TWD	3,675,936	1,789	0.00
19/07/2023	1	J.P. Morgan	USD	81,659	JPY	11,501,918	1,781	0.00
19/07/2023	1	J.P. Morgan	USD	240,071	SGD	322,107	1,778	0.00
19/07/2023	1	UBS	USD	173,175	NOK	1,838,867	1,772	0.00
19/07/2023	1	J.P. Morgan	USD	521,630	CHF	464,652	1,764	0.00
19/07/2023	1	J.P. Morgan	MXN	4,835,695	USD	280,000	1,750	0.00
19/07/2023	1	J.P. Morgan	USD	79,812	ZAR	1,471,376	1,742	0.00
19/07/2023	1	UBS	AUD	3,000,000	USD	1,997,507	1,728	0.00
19/07/2023	1	J.P. Morgan	PHP	29,912,058	USD	540,000	1,699	0.00
19/07/2023	1	J.P. Morgan	USD	80,125	CNH	569,824	1,658	0.00
19/07/2023	1	UBS	USD	438,434	EUR	400,000	1,658	0.00
19/07/2023	1	UBS	USD	260,493	SEK	2,790,002	1,648	0.00
19/07/2023	1	UBS	SEK	2,126,051	USD	195,665	1,581	0.00
19/07/2023	1	UBS	GBP	170,000	USD	214,410	1,510	0.00
19/07/2023	1	J.P. Morgan	USD	720,000	KRW	946,152,000	1,507	0.00
19/07/2023	1	J.P. Morgan	USD	200,613	THB	7,050,020	1,499	0.00
19/07/2023	1	J.P. Morgan	USD	450,889	SGD	607,462	1,491	0.00
19/07/2023	1	J.P. Morgan	INR	42,801,720	USD	520,000	1,490	0.00
19/07/2023	1	UBS	USD	54,790	AUD	80,000	1,477	0.00
19/07/2023	1	J.P. Morgan	USD	190,133	CNH	1,370,100	1,466	0.00
19/07/2023	1	UBS	NZD	200,000	USD	121,301	1,431	0.00
19/07/2023	1	J.P. Morgan	USD	60,000	THB	2,074,254	1,417	0.00
19/07/2023	1	J.P. Morgan	USD	1,674,916	CHF	1,495,782	1,394	0.00
19/07/2023	1	J.P. Morgan	USD	79,888	ZAR	1,479,548	1,385	0.00
19/07/2023	1	J.P. Morgan	USD	60,558	JPY	8,521,549	1,378	0.00
19/07/2023	1	UBS	EUR	160,000	SEK	1,868,354	1,372	0.00
19/07/2023	1	UBS	CZK	3,807,331	USD	173,302	1,362	0.00
19/07/2023	1	J.P. Morgan	PHP	7,805,560	USD	140,000	1,357	0.00
19/07/2023	1	UBS	NOK	1,879,025	USD	173,808	1,338	0.00
19/07/2023	1	UBS	USD	350,747	EUR	320,000	1,327	0.00
19/07/2023	1	J.P. Morgan	USD	920,683	CAD	1,217,753	1,264	0.00
19/07/2023	1	UBS	USD	87,169	NZD	140,000	1,256	0.00
19/07/2023	1	J.P. Morgan	USD	249,658	JPY	35,770,140	1,242	0.00
19/07/2023	1	J.P. Morgan	PHP	6,694,200	USD	120,000	1,230	0.00
19/07/2023	1	J.P. Morgan	USD	59,966	THB	2,080,920	1,194	0.00
19/07/2023	1	J.P. Morgan	USD	1,251,790	CHF	1,117,780	1,187	0.00
19/07/2023	1	J.P. Morgan	CLP	1,045,057,000	USD	1,300,000	1,177	0.00
19/07/2023	1	J.P. Morgan	USD	50,030	ILS	181,100	1,154	0.00
19/07/2023	1	J.P. Morgan	USD	360,000	TWD	11,158,920	1,152	0.00
19/07/2023	1	J.P. Morgan	PHP	5,585,320	USD	100,000	1,149	0.00
19/07/2023	1	J.P. Morgan	CHF	118,741	USD	131,707	1,144	0.00

満期日	契約数	取引相手		購入金額	売却金額	未実現利益 (米ドル)	純資産に占める 割合(%)	
19/07/2023	1	J.P. Morgan	USD	189,919	THB	6,685,150	1,110	0.00
19/07/2023	1	UBS	USD	142,721	SEK	1,526,585	1,091	0.00
19/07/2023	1	J.P. Morgan	USD	370,291	JPY	53,162,386	1,090	0.00
19/07/2023	1	J.P. Morgan	USD	401,682	AUD	601,146	1,071	0.00
19/07/2023	1	UBS	USD	306,809	EUR	280,000	1,066	0.00
19/07/2023	1	J.P. Morgan	USD	108,837	GBP	84,851	1,066	0.00
19/07/2023	1	J.P. Morgan	USD	100,000	TWD	3,076,590	1,063	0.00
19/07/2023	1	J.P. Morgan	USD	100,000	TWD	3,076,700	1,059	0.00
19/07/2023	1	UBS	PLN	267,573	USD	64,708	1,053	0.00
19/07/2023	1	J.P. Morgan	USD	100,000	TWD	3,077,020	1,049	0.00
19/07/2023	1	UBS	GBP	380,000	USD	481,608	1,037	0.00
19/07/2023	1	J.P. Morgan	USD	100,000	TWD	3,077,500	1,034	0.00
19/07/2023	1	UBS	USD	218,898	CZK	4,749,208	1,025	0.00
19/07/2023	1	J.P. Morgan	USD	49,313	AUD	72,497	1,000	0.00
19/07/2023	1	UBS	USD	153,388	GBP	120,000	974	0.00
19/07/2023	1	J.P. Morgan	CAD	3,591,148	USD	2,710,390	973	0.00
19/07/2023	1	UBS	HUF	51,848,021	USD	150,329	962	0.00
19/07/2023	1	J.P. Morgan	USD	724,971	CHF	647,131	943	0.00
19/07/2023	1	J.P. Morgan	PHP	3,365,160	USD	60,000	942	0.00
19/07/2023	1	J.P. Morgan	USD	119,951	CAD	157,632	937	0.00
19/07/2023	1	J.P. Morgan	MXN	3,084,134	USD	178,765	931	0.00
19/07/2023	1	J.P. Morgan	USD	60,101	CNH	429,715	928	0.00
19/07/2023	1	J.P. Morgan	USD	39,979	ZAR	736,060	924	0.00
19/07/2023	1	J.P. Morgan	TWD	18,063,762	USD	580,000	894	0.00
19/07/2023	1	J.P. Morgan	USD	250,000	TWD	7,747,250	864	0.00
19/07/2023	1	J.P. Morgan	MXN	2,061,837	USD	119,283	849	0.00
19/07/2023	1	J.P. Morgan	USD	280,839	JPY	40,316,710	848	0.00
19/07/2023	1	UBS	HUF	107,638,350	USD	313,238	847	0.00
19/07/2023	1	J.P. Morgan	USD	100,277	SGD	134,418	835	0.00
19/07/2023	1	J.P. Morgan	MXN	2,235,625	USD	129,424	834	0.00
19/07/2023	1	J.P. Morgan	USD	40,000	THB	1,386,946	828	0.00
19/07/2023	1	J.P. Morgan	USD	160,414	EUR	146,167	809	0.00
19/07/2023	1	J.P. Morgan	USD	70,000	KRW	91,115,360	808	0.00
19/07/2023	1	J.P. Morgan	USD	55,488	AUD	82,056	805	0.00
19/07/2023	1	UBS	GBP	90,000	USD	113,511	800	0.00
19/07/2023	1	UBS	USD	319,903	NZD	520,000	799	0.00
19/07/2023	1	J.P. Morgan	THB	6,062,030	USD	170,412	798	0.00
19/07/2023	1	UBS	HUF	37,364,771	USD	108,240	789	0.00
19/07/2023	1	UBS	NZD	130,000	USD	78,989	787	0.00
19/07/2023	1	J.P. Morgan	USD	1,582,895	CAD	2,095,479	781	0.00
19/07/2023	1	J.P. Morgan	MXN	2,054,592	USD	118,931	779	0.00
19/07/2023	1	J.P. Morgan	MXN	2,064,010	USD	119,485	774	0.00
19/07/2023	1	UBS	USD	123,504	NZD	200,000	772	0.00
19/07/2023	1	UBS	PLN	576,105	USD	140,819	770	0.00
19/07/2023	1	J.P. Morgan	USD	240,000	TWD	7,439,352	765	0.00
19/07/2023	1	UBS	PLN	536,495	USD	131,090	764	0.00
19/07/2023	1	J.P. Morgan	USD	20,128	JPY	2,789,260	757	0.00
19/07/2023	1	J.P. Morgan	CLP	64,853,600	USD	80,000	748	0.00
19/07/2023	1	J.P. Morgan	USD	100,203	SGD	134,444	742	0.00
19/07/2023	1	J.P. Morgan	USD	240,000	TWD	7,440,120	741	0.00
19/07/2023	1	J.P. Morgan	CHF	1,378,320	USD	1,541,362	741	0.00
19/07/2023	1	UBS	USD	808,765	EUR	740,000	730	0.00
19/07/2023	1	UBS	PLN	401,295	USD	97,900	726	0.00
19/07/2023	1	J.P. Morgan	CHF	143,635	USD	159,984	719	0.00

満期日	契約数	取引相手		購入金額	売却金額	未実現利益 (米ドル)	純資産に占める 割合(%)
19/07/2023	1	UBS	USD	109,912	EUR 100,000	718	0.00
19/07/2023	1	J.P. Morgan	USD	70,000	KRW 91,236,971	716	0.00
19/07/2023	1	J.P. Morgan	USD	230,000	TWD 7,130,181	708	0.00
19/07/2023	1	J.P. Morgan	USD	49,709	ILS 181,656	682	0.00
19/07/2023	1	J.P. Morgan	USD	20,097	JPY 2,796,800	674	0.00
19/07/2023	1	J.P. Morgan	MXN	1,374,979	USD 79,439	674	0.00
19/07/2023	1	UBS	PLN	356,678	USD 87,015	646	0.00
19/07/2023	1	UBS	HUF	81,663,563	USD 237,649	642	0.00
19/07/2023	1	J.P. Morgan	USD	80,196	SGD 107,548	632	0.00
19/07/2023	1	J.P. Morgan	USD	40,168	ILS 146,540	619	0.00
19/07/2023	1	J.P. Morgan	USD	209,628	MXN 3,587,333	613	0.00
19/07/2023	1	UBS	USD	61,974	NZD 100,000	608	0.00
19/07/2023	1	J.P. Morgan	MXN	2,229,367	USD 129,297	596	0.00
19/07/2023	1	UBS	USD	65,437	HUF 22,221,428	596	0.00
19/07/2023	1	J.P. Morgan	THB	3,561,630	USD 100,000	591	0.00
19/07/2023	1	J.P. Morgan	USD	20,000	KRW 25,565,520	586	0.00
19/07/2023	1	J.P. Morgan	CHF	791,466	USD 884,933	581	0.00
19/07/2023	1	UBS	USD	414,431	CZK 9,021,268	575	0.00
19/07/2023	1	J.P. Morgan	USD	20,000	KRW 25,587,560	569	0.00
19/07/2023	1	J.P. Morgan	USD	198,466	ZAR 3,729,775	568	0.00
19/07/2023	1	J.P. Morgan	USD	50,000	KRW 65,104,600	561	0.00
19/07/2023	1	J.P. Morgan	USD	94,617	CAD 124,583	555	0.00
19/07/2023	1	J.P. Morgan	COP	1,007,688,000	USD 240,000	547	0.00
19/07/2023	1	J.P. Morgan	USD	20,084	ZAR 368,253	545	0.00
19/07/2023	1	J.P. Morgan	MXN	3,087,036	USD 179,322	543	0.00
19/07/2023	1	UBS	USD	21,938	NOK 229,637	533	0.00
19/07/2023	1	J.P. Morgan	USD	19,957	ZAR 366,116	531	0.00
19/07/2023	1	J.P. Morgan	USD	19,959	ZAR 366,158	531	0.00
19/07/2023	1	J.P. Morgan	CAD	1,136,718	USD 857,709	528	0.00
19/07/2023	1	J.P. Morgan	USD	26,498	AUD 38,984	519	0.00
19/07/2023	1	UBS	PLN	355,918	USD 86,969	505	0.00
19/07/2023	1	J.P. Morgan	USD	1,320,000	INR 108,299,400	495	0.00
19/07/2023	1	UBS	USD	261,903	PLN 1,063,635	493	0.00
19/07/2023	1	J.P. Morgan	USD	120,548	CAD 159,012	492	0.00
19/07/2023	1	J.P. Morgan	USD	20,153	THB 696,182	491	0.00
19/07/2023	1	UBS	NOK	2,579,876	USD 239,984	489	0.00
19/07/2023	1	UBS	EUR	100,000	USD 108,710	484	0.00
19/07/2023	1	J.P. Morgan	USD	50,100	ZAR 935,158	482	0.00
19/07/2023	1	J.P. Morgan	USD	699,691	ILS 2,590,749	482	0.00
19/07/2023	1	UBS	HUF	44,687,000	USD 129,920	475	0.00
19/07/2023	1	J.P. Morgan	USD	1,300,000	INR 106,659,800	472	0.00
19/07/2023	1	UBS	HUF	52,551,156	EUR 140,000	471	0.00
19/07/2023	1	J.P. Morgan	USD	50,000	KRW 65,222,250	471	0.00
19/07/2023	1	UBS	HUF	44,614,517	USD 129,717	467	0.00
19/07/2023	1	J.P. Morgan	MXN	7,875,132	USD 458,376	466	0.00
19/07/2023	1	UBS	SEK	1,410,157	USD 130,371	458	0.00
19/07/2023	1	UBS	USD	86,369	NZD 140,000	456	0.00
19/07/2023	1	UBS	EUR	130,000	SEK 1,525,160	454	0.00
19/07/2023	1	J.P. Morgan	PHP	10,516,614	USD 190,000	453	0.00
19/07/2023	1	J.P. Morgan	USD	121,141	THB 4,273,260	451	0.00
19/07/2023	1	J.P. Morgan	USD	59,947	SGD 80,431	445	0.00
19/07/2023	1	UBS	USD	2,274,660	SEK 24,513,040	440	0.00
19/07/2023	1	J.P. Morgan	USD	149,787	MXN 2,563,287	438	0.00
19/07/2023	1	UBS	USD	76,639	GBP 60,000	432	0.00

満期日	契約数	取引相手		購入金額	売却金額	未実現利益 (米ドル)	純資産に占める 割合(%)
19/07/2023	1	J.P. Morgan	PHP	2,784,400	USD 50,000	425	0.00
19/07/2023	1	UBS	USD	306,156	EUR 280,000	413	0.00
19/07/2023	1	J.P. Morgan	USD	30,000	KRW 38,964,300	411	0.00
19/07/2023	1	J.P. Morgan	USD	20,000	KRW 25,798,200	409	0.00
19/07/2023	1	J.P. Morgan	CAD	926,065	USD 698,784	407	0.00
19/07/2023	1	UBS	HUF	7,469,000	USD 21,389	405	0.00
19/07/2023	1	J.P. Morgan	USD	20,000	KRW 25,804,600	404	0.00
19/07/2023	1	J.P. Morgan	CAD	3,717,409	USD 2,806,288	404	0.00
19/07/2023	1	J.P. Morgan	USD	20,000	THB 694,432	387	0.00
19/07/2023	1	UBS	PLN	267,294	USD 65,312	381	0.00
19/07/2023	1	UBS	USD	76,584	GBP 60,000	377	0.00
19/07/2023	1	UBS	EUR	110,000	SEK 1,290,650	372	0.00
19/07/2023	1	J.P. Morgan	USD	60,000	THB 2,111,394	368	0.00
19/07/2023	1	J.P. Morgan	USD	20,067	THB 697,560	366	0.00
19/07/2023	1	J.P. Morgan	INR	86,209,200	USD 1,050,000	361	0.00
19/07/2023	1	J.P. Morgan	USD	40,000	KRW 52,209,760	353	0.00
19/07/2023	1	UBS	USD	589,978	SEK 6,355,587	333	0.00
19/07/2023	1	UBS	PLN	267,335	USD 65,378	325	0.00
19/07/2023	1	UBS	NOK	2,692,985	USD 250,691	325	0.00
19/07/2023	1	UBS	USD	43,491	NOK 463,184	317	0.00
19/07/2023	1	UBS	HUF	14,937,199	USD 43,271	315	0.00
19/07/2023	1	J.P. Morgan	USD	19,967	ZAR 370,406	314	0.00
19/07/2023	1	J.P. Morgan	CHF	1,248,426	USD 1,396,461	313	0.00
19/07/2023	1	J.P. Morgan	PHP	1,673,130	USD 30,000	300	0.00
19/07/2023	1	J.P. Morgan	GBP	82,639	USD 104,663	298	0.00
19/07/2023	1	J.P. Morgan	USD	20,000	TWD 612,666	298	0.00
19/07/2023	1	UBS	USD	218,683	EUR 200,000	295	0.00
19/07/2023	1	J.P. Morgan	CLP	32,363,600	USD 40,000	295	0.00
19/07/2023	1	J.P. Morgan	KRW	224,248,700	USD 170,000	291	0.00
19/07/2023	1	J.P. Morgan	INR	24,646,200	USD 300,000	286	0.00
19/07/2023	1	J.P. Morgan	USD	729,269	SGD 985,391	281	0.00
19/07/2023	1	UBS	USD	21,767	NOK 230,522	280	0.00
19/07/2023	1	UBS	USD	43,375	SEK 464,565	275	0.00
19/07/2023	1	UBS	USD	25,673	GBP 20,000	271	0.00
19/07/2023	1	J.P. Morgan	USD	689,248	SGD 931,314	266	0.00
19/07/2023	1	J.P. Morgan	USD	20,000	TWD 614,192	249	0.00
19/07/2023	1	J.P. Morgan	USD	49,848	JPY 7,142,050	248	0.00
19/07/2023	1	J.P. Morgan	USD	69,965	ZAR 1,313,949	248	0.00
19/07/2023	1	J.P. Morgan	GBP	28,300	USD 35,697	247	0.00
19/07/2023	1	J.P. Morgan	USD	45,970	GBP 36,000	246	0.00
19/07/2023	1	J.P. Morgan	USD	180,297	CNH 1,307,526	246	0.00
19/07/2023	1	UBS	USD	24,790	NZD 40,000	244	0.00
19/07/2023	1	UBS	USD	37,059	NZD 60,000	239	0.00
19/07/2023	1	UBS	USD	139,948	GBP 110,000	235	0.00
19/07/2023	1	UBS	HUF	29,669,417	USD 86,341	233	0.00
19/07/2023	1	UBS	USD	43,698	CZK 947,524	230	0.00
19/07/2023	1	UBS	SEK	703,998	USD 65,086	228	0.00
19/07/2023	1	UBS	USD	262,290	EUR 240,000	225	0.00
19/07/2023	1	J.P. Morgan	TWD	6,226,264	USD 200,000	224	0.00
19/07/2023	1	UBS	USD	53,530	AUD 80,000	217	0.00
19/07/2023	1	J.P. Morgan	USD	59,830	ZAR 1,123,613	212	0.00
19/07/2023	1	J.P. Morgan	TWD	8,402,623	USD 270,000	212	0.00
19/07/2023	1	UBS	USD	508,255	GBP 400,000	208	0.00
19/07/2023	1	J.P. Morgan	INR	6,582,720	USD 80,000	203	0.00

満期日	契約数	取引相手		購入金額	売却金額	未実現利益 (米ドル)	純資産に占める 割合(%)	
19/07/2023	1	UBS	EUR	60,000	SEK	704,026	200	0.00
19/07/2023	1	J.P. Morgan	GBP	32,900	USD	41,591	196	0.00
19/07/2023	1	UBS	EUR	80,000	SEK	939,468	195	0.00
19/07/2023	1	J.P. Morgan	USD	20,034	SGD	26,818	194	0.00
19/07/2023	1	J.P. Morgan	USD	20,077	ZAR	374,758	193	0.00
19/07/2023	1	J.P. Morgan	USD	10,000	KRW	12,918,100	190	0.00
19/07/2023	1	J.P. Morgan	USD	50,530	THB	1,782,461	188	0.00
19/07/2023	1	UBS	USD	53,500	AUD	80,000	187	0.00
19/07/2023	1	UBS	USD	6,849	AUD	10,000	185	0.00
19/07/2023	1	UBS	CZK	475,252	USD	21,619	183	0.00
19/07/2023	1	J.P. Morgan	MXN	1,028,627	USD	59,752	181	0.00
19/07/2023	1	UBS	SEK	1,179,253	USD	109,225	181	0.00
19/07/2023	1	UBS	USD	12,441	NZD	20,000	168	0.00
19/07/2023	1	J.P. Morgan	USD	10,000	THB	348,205	166	0.00
19/07/2023	1	UBS	USD	87,279	PLN	354,456	164	0.00
19/07/2023	1	J.P. Morgan	GBP	18,936	USD	23,890	161	0.00
19/07/2023	1	UBS	EUR	40,000	USD	43,522	156	0.00
19/07/2023	1	J.P. Morgan	USD	20,006	CAD	26,292	155	0.00
19/07/2023	1	UBS	USD	109,342	EUR	100,000	148	0.00
19/07/2023	1	J.P. Morgan	PHP	1,112,540	USD	20,000	148	0.00
19/07/2023	1	J.P. Morgan	GBP	24,140	USD	30,517	144	0.00
19/07/2023	1	UBS	NOK	117,567	USD	10,816	143	0.00
19/07/2023	1	J.P. Morgan	USD	20,075	JPY	2,870,041	143	0.00
19/07/2023	1	UBS	USD	32,702	HUF	11,159,863	138	0.00
19/07/2023	1	UBS	NOK	353,314	USD	32,795	138	0.00
19/07/2023	1	UBS	USD	21,674	SEK	232,138	137	0.00
19/07/2023	1	J.P. Morgan	CLP	40,267,500	USD	50,000	136	0.00
19/07/2023	1	UBS	EUR	1,730,000	USD	1,888,918	136	0.00
19/07/2023	1	UBS	USD	54,763	PLN	222,274	135	0.00
19/07/2023	1	J.P. Morgan	USD	50,047	SGD	67,468	134	0.00
19/07/2023	1	J.P. Morgan	INR	27,916,720	USD	340,000	134	0.00
19/07/2023	1	UBS	USD	38,233	GBP	30,000	129	0.00
19/07/2023	1	UBS	PLN	89,025	USD	21,753	127	0.00
19/07/2023	1	J.P. Morgan	JPY	38,966,158	USD	270,484	127	0.00
19/07/2023	1	UBS	PLN	88,920	USD	21,728	126	0.00
19/07/2023	1	UBS	PLN	44,891	USD	10,907	126	0.00
19/07/2023	1	J.P. Morgan	USD	240,041	SGD	324,300	125	0.00
19/07/2023	1	UBS	PLN	44,484	USD	10,809	124	0.00
19/07/2023	1	J.P. Morgan	USD	29,059	EUR	26,501	122	0.00
19/07/2023	1	J.P. Morgan	MXN	2,054,821	USD	119,602	121	0.00
19/07/2023	1	J.P. Morgan	USD	27,357	EUR	24,949	114	0.00
19/07/2023	1	J.P. Morgan	USD	39,732	ZAR	746,691	113	0.00
19/07/2023	1	J.P. Morgan	USD	20,000	THB	704,136	113	0.00
19/07/2023	1	J.P. Morgan	USD	30,475	CHF	27,140	110	0.00
19/07/2023	1	J.P. Morgan	CLP	32,215,208	USD	40,000	110	0.00
19/07/2023	1	J.P. Morgan	USD	8,461	SEK	90,029	108	0.00
19/07/2023	1	UBS	USD	63,613	GBP	50,000	107	0.00
19/07/2023	1	J.P. Morgan	CLP	24,181,200	USD	30,000	107	0.00
19/07/2023	1	UBS	USD	76,382	CZK	1,662,673	106	0.00
19/07/2023	1	UBS	SEK	471,916	EUR	40,000	105	0.00
19/07/2023	1	J.P. Morgan	CAD	955,219	USD	721,099	104	0.00
19/07/2023	1	J.P. Morgan	USD	10,243	SEK	109,306	102	0.00
19/07/2023	1	UBS	NOK	1,987,726	USD	185,177	101	0.00
19/07/2023	1	J.P. Morgan	USD	20,000	CLP	15,982,648	100	0.00

満期日	契約数	取引相手		購入金額	売却金額	未実現利益 (米ドル)	純資産に占める 割合(%)	
19/07/2023	1	J.P. Morgan	USD	26,897	GBP	21,100	98	0.00
19/07/2023	1	J.P. Morgan	USD	410,000	TWD	12,746,490	98	0.00
19/07/2023	1	J.P. Morgan	MXN	684,443	USD	39,782	97	0.00
19/07/2023	1	J.P. Morgan	MXN	685,878	USD	39,865	97	0.00
19/07/2023	1	J.P. Morgan	USD	10,049	ZAR	187,566	97	0.00
19/07/2023	1	J.P. Morgan	MXN	684,470	USD	39,784	96	0.00
19/07/2023	1	J.P. Morgan	CHF	53,860	USD	60,172	88	0.00
19/07/2023	1	UBS	USD	50,890	GBP	40,000	85	0.00
19/07/2023	1	UBS	NOK	117,404	USD	10,860	83	0.00
19/07/2023	1	J.P. Morgan	GBP	9,398	USD	11,854	83	0.00
19/07/2023	1	J.P. Morgan	INR	6,572,720	USD	80,000	81	0.00
19/07/2023	1	UBS	USD	32,844	PLN	133,308	81	0.00
19/07/2023	1	J.P. Morgan	USD	20,000	CLP	15,998,791	80	0.00
19/07/2023	1	UBS	GBP	1,020,000	USD	1,295,441	80	0.00
19/07/2023	1	J.P. Morgan	USD	20,000	TWD	619,476	79	0.00
19/07/2023	1	UBS	USD	405,297	SEK	4,367,715	78	0.00
19/07/2023	1	UBS	USD	12,350	NZD	20,000	77	0.00
19/07/2023	1	UBS	USD	21,915	EUR	20,000	76	0.00
19/07/2023	1	J.P. Morgan	USD	25,218	AUD	37,729	75	0.00
19/07/2023	1	J.P. Morgan	USD	20,065	CHF	17,874	67	0.00
19/07/2023	1	J.P. Morgan	COP	42,158,900	USD	10,000	64	0.00
19/07/2023	1	UBS	USD	24,608	NZD	40,000	62	0.00
19/07/2023	1	J.P. Morgan	CAD	13,336	USD	10,008	61	0.00
19/07/2023	1	J.P. Morgan	USD	80,000	INR	6,561,016	61	0.00
19/07/2023	1	UBS	USD	21,868	PLN	88,731	61	0.00
19/07/2023	1	J.P. Morgan	MXN	343,005	USD	19,925	60	0.00
19/07/2023	1	UBS	USD	65,576	EUR	60,000	60	0.00
19/07/2023	1	J.P. Morgan	USD	60,000	CLP	48,141,600	60	0.00
19/07/2023	1	J.P. Morgan	USD	20,027	JPY	2,875,206	59	0.00
19/07/2023	1	J.P. Morgan	CHF	35,885	USD	40,090	59	0.00
19/07/2023	1	UBS	USD	10,910	CZK	236,550	58	0.00
19/07/2023	1	J.P. Morgan	USD	40,000	INR	3,278,400	56	0.00
19/07/2023	1	UBS	GBP	20,000	USD	25,348	54	0.00
19/07/2023	1	UBS	USD	21,915	PLN	88,950	54	0.00
19/07/2023	1	J.P. Morgan	INR	1,645,792	USD	20,000	52	0.00
19/07/2023	1	J.P. Morgan	CHF	17,964	USD	20,047	52	0.00
19/07/2023	1	J.P. Morgan	USD	40,218	CHF	35,900	52	0.00
19/07/2023	1	J.P. Morgan	USD	7,066	SEK	75,631	49	0.00
19/07/2023	1	J.P. Morgan	USD	40,013	CAD	52,934	47	0.00
19/07/2023	1	J.P. Morgan	MXN	171,548	USD	9,949	46	0.00
19/07/2023	1	J.P. Morgan	AUD	7,600	USD	5,019	46	0.00
19/07/2023	1	UBS	EUR	10,000	SEK	117,215	45	0.00
19/07/2023	1	UBS	USD	25,446	GBP	20,000	44	0.00
19/07/2023	1	UBS	NZD	40,000	USD	24,502	44	0.00
19/07/2023	1	J.P. Morgan	INR	3,286,504	USD	40,000	42	0.00
19/07/2023	1	J.P. Morgan	USD	50,000	INR	4,100,550	39	0.00
19/07/2023	1	J.P. Morgan	USD	70,151	SGD	94,775	37	0.00
19/07/2023	1	J.P. Morgan	TWD	2,177,907	USD	70,000	37	0.00
19/07/2023	1	UBS	USD	43,336	HUF	14,838,632	37	0.00
19/07/2023	1	J.P. Morgan	USD	10,000	ZAR	187,796	36	0.00
19/07/2023	1	J.P. Morgan	USD	60,063	SGD	81,141	35	0.00
19/07/2023	1	J.P. Morgan	INR	4,927,296	USD	60,000	34	0.00
19/07/2023	1	J.P. Morgan	TWD	622,904	USD	20,000	31	0.00
19/07/2023	1	UBS	USD	21,806	CZK	474,660	31	0.00

満期日	契約数	取引相手		購入金額	売却金額	未実現利益 (米ドル)	純資産に占める 割合(%)
19/07/2023	1	UBS	USD	21,868	EUR 20,000	29	0.00
19/07/2023	1	J.P. Morgan	USD	9,985	MXN 170,880	29	0.00
19/07/2023	1	UBS	USD	54,401	CZK 1,185,195	29	0.00
19/07/2023	1	J.P. Morgan	USD	9,986	ZAR 187,675	28	0.00
19/07/2023	1	J.P. Morgan	USD	30,000	INR 2,460,048	27	0.00
19/07/2023	1	UBS	GBP	350,000	USD 444,514	27	0.00
19/07/2023	1	J.P. Morgan	USD	20,148	CHF 17,985	26	0.00
19/07/2023	1	J.P. Morgan	USD	30,194	CHF 26,965	25	0.00
19/07/2023	1	UBS	EUR	10,000	SEK 117,428	25	0.00
19/07/2023	1	J.P. Morgan	USD	34,374	EUR 31,458	24	0.00
19/07/2023	1	J.P. Morgan	USD	59,998	SGD 81,070	23	0.00
19/07/2023	1	UBS	EUR	10,000	SEK 117,458	22	0.00
19/07/2023	1	UBS	NZD	20,000	USD 12,251	22	0.00
19/07/2023	1	J.P. Morgan	CAD	199,021	USD 150,242	21	0.00
19/07/2023	1	UBS	CZK	951,340	USD 43,623	20	0.00
19/07/2023	1	UBS	USD	21,859	EUR 20,000	20	0.00
19/07/2023	1	J.P. Morgan	MXN	342,557	USD 19,939	20	0.00
19/07/2023	1	J.P. Morgan	USD	20,218	CHF 18,054	19	0.00
19/07/2023	1	J.P. Morgan	INR	5,746,860	USD 70,000	19	0.00
19/07/2023	1	J.P. Morgan	CAD	39,661	USD 29,926	19	0.00
19/07/2023	1	UBS	GBP	240,000	USD 304,810	18	0.00
19/07/2023	1	J.P. Morgan	MXN	171,077	USD 9,950	18	0.00
19/07/2023	1	J.P. Morgan	USD	40,000	INR 3,281,640	17	0.00
19/07/2023	1	J.P. Morgan	USD	20,000	INR 1,640,200	16	0.00
19/07/2023	1	J.P. Morgan	USD	20,000	INR 1,640,180	16	0.00
19/07/2023	1	J.P. Morgan	USD	22,512	EUR 20,602	16	0.00
19/07/2023	1	J.P. Morgan	USD	240,025	SGD 324,427	15	0.00
19/07/2023	1	J.P. Morgan	USD	29,951	SGD 40,465	15	0.00
19/07/2023	1	J.P. Morgan	USD	7,658	CHF 6,832	14	0.00
19/07/2023	1	J.P. Morgan	USD	220,259	SGD 297,711	14	0.00
19/07/2023	1	UBS	USD	55,681	EUR 50,980	14	0.00
19/07/2023	1	UBS	USD	447,708	EUR 410,000	13	0.00
19/07/2023	1	J.P. Morgan	INR	1,642,424	USD 20,000	11	0.00
19/07/2023	1	UBS	PLN	44,475	USD 10,920	11	0.00
19/07/2023	1	UBS	USD	25,413	GBP 20,000	11	0.00
19/07/2023	1	J.P. Morgan	INR	1,642,332	USD 20,000	10	0.00
19/07/2023	1	UBS	GBP	110,000	USD 139,704	9	0.00
19/07/2023	1	J.P. Morgan	INR	9,849,840	USD 120,000	9	0.00
19/07/2023	1	J.P. Morgan	SGD	54,088	USD 40,005	9	0.00
19/07/2023	1	UBS	CZK	943,316	USD 43,267	8	0.00
19/07/2023	1	J.P. Morgan	USD	10,000	INR 820,150	7	0.00
19/07/2023	1	UBS	NOK	117,047	USD 10,904	6	0.00
19/07/2023	1	J.P. Morgan	INR	1,641,932	USD 20,000	5	0.00
19/07/2023	1	UBS	USD	185,635	EUR 170,000	5	0.00
19/07/2023	1	J.P. Morgan	CAD	13,251	USD 10,001	4	0.00
19/07/2023	1	UBS	USD	87,358	EUR 80,000	3	0.00
19/07/2023	1	J.P. Morgan	USD	10,006	CNH 72,639	3	0.00
19/07/2023	1	J.P. Morgan	USD	9,983	MXN 171,282	3	0.00
19/07/2023	1	UBS	USD	76,438	EUR 70,000	2	0.00
19/07/2023	1	J.P. Morgan	USD	40	SGD 53	1	0.00
19/07/2023	1	J.P. Morgan	INR	820,825	USD 10,000	1	0.00
19/07/2023	1	J.P. Morgan	EUR	6,200	USD 6,769	1	0.00
19/07/2023	1	UBS	USD	31,689	EUR 29,020	1	0.00
19/07/2023	1	UBS	CZK	412	USD 19	-	0.00

満期日	契約数	取引相手	購入金額	売却金額	未実現利益 (米ドル)	純資産に占める 割合(%)
19/07/2023	1	UBS	HUF 1,621	USD 5	-	0.00
19/07/2023	1	J.P. Morgan	USD 8	ZAR 148	-	0.00
19/07/2023	1	J.P. Morgan	USD 61	JPY 8,800	-	0.00
19/07/2023	1	J.P. Morgan	USD 10,008	SGD 13,528	-	0.00
19/07/2023	1	UBS	NZD 10,000	USD 6,137	-	0.00
19/07/2023	1	J.P. Morgan	USD 57	ZAR 1,071	-	0.00
19/07/2023	1	UBS	HUF 5,301	USD 16	(1)	(0.00)
19/07/2023	1	J.P. Morgan	INR 820,560	USD 10,000	(2)	(0.00)
19/07/2023	1	J.P. Morgan	MXN 170,882	USD 9,959	(3)	(0.00)
19/07/2023	1	UBS	PLN 88,567	USD 21,770	(3)	(0.00)
19/07/2023	1	J.P. Morgan	INR 4,924,260	USD 60,000	(3)	(0.00)
19/07/2023	1	J.P. Morgan	USD 130,175	ZAR 2,453,487	(4)	(0.00)
19/07/2023	1	J.P. Morgan	ZAR 375,996	USD 19,954	(4)	(0.00)
19/07/2023	1	UBS	NZD 10,000	USD 6,143	(6)	(0.00)
19/07/2023	1	J.P. Morgan	CHF 8,949	USD 10,019	(7)	(0.00)
19/07/2023	1	UBS	PLN 176,841	USD 43,469	(7)	(0.00)
19/07/2023	1	J.P. Morgan	CNH 218,078	USD 30,037	(7)	(0.00)
19/07/2023	1	J.P. Morgan	EUR 9,771	USD 10,678	(9)	(0.00)
19/07/2023	1	J.P. Morgan	USD 80,000	INR 6,566,824	(9)	(0.00)
19/07/2023	1	J.P. Morgan	INR 820,022	USD 10,000	(9)	(0.00)
19/07/2023	1	J.P. Morgan	GBP 7,800	USD 9,916	(9)	(0.00)
19/07/2023	1	UBS	GBP 20,000	USD 25,411	(9)	(0.00)
19/07/2023	1	UBS	GBP 20,000	USD 25,411	(9)	(0.00)
19/07/2023	1	J.P. Morgan	USD 20,000	INR 1,642,368	(10)	(0.00)
19/07/2023	1	J.P. Morgan	JPY 4,337,565	USD 30,133	(10)	(0.00)
19/07/2023	1	UBS	SEK 235,876	USD 21,894	(10)	(0.00)
19/07/2023	1	J.P. Morgan	ZAR 375,678	USD 19,943	(10)	(0.00)
19/07/2023	1	J.P. Morgan	ZAR 375,685	USD 19,943	(10)	(0.00)
19/07/2023	1	J.P. Morgan	INR 1,640,480	USD 20,000	(13)	(0.00)
19/07/2023	1	J.P. Morgan	INR 2,461,230	USD 30,000	(13)	(0.00)
19/07/2023	1	UBS	NOK 116,877	USD 10,909	(15)	(0.00)
19/07/2023	1	J.P. Morgan	JPY 7,211,896	USD 50,100	(15)	(0.00)
19/07/2023	1	UBS	GBP 40,000	USD 50,821	(16)	(0.00)
19/07/2023	1	J.P. Morgan	GBP 8,152	USD 10,371	(17)	(0.00)
19/07/2023	1	J.P. Morgan	USD 100,000	INR 8,208,980	(17)	(0.00)
19/07/2023	1	J.P. Morgan	USD 19,925	MXN 342,260	(17)	(0.00)
19/07/2023	1	UBS	PLN 88,904	USD 21,868	(18)	(0.00)
19/07/2023	1	UBS	PLN 88,699	USD 21,818	(18)	(0.00)
19/07/2023	1	J.P. Morgan	USD 10,000	COP 41,965,900	(18)	(0.00)
19/07/2023	1	J.P. Morgan	ZAR 1,691,883	USD 89,787	(18)	(0.00)
19/07/2023	1	UBS	HUF 3,697,800	USD 10,811	(21)	(0.00)
19/07/2023	1	J.P. Morgan	USD 10,021	JPY 1,446,165	(22)	(0.00)
19/07/2023	1	J.P. Morgan	MXN 1,707,220	USD 99,494	(23)	(0.00)
19/07/2023	1	J.P. Morgan	CLP 176,675,400	USD 220,000	(25)	(0.00)
19/07/2023	1	J.P. Morgan	USD 20,000	INR 1,643,552	(25)	(0.00)
19/07/2023	1	J.P. Morgan	INR 1,639,350	USD 20,000	(26)	(0.00)
19/07/2023	1	J.P. Morgan	GBP 24,629	USD 31,309	(27)	(0.00)
19/07/2023	1	UBS	NOK 233,755	USD 21,817	(28)	(0.00)
19/07/2023	1	J.P. Morgan	INR 4,922,184	USD 60,000	(29)	(0.00)
19/07/2023	1	UBS	NOK 233,748	USD 21,817	(29)	(0.00)
19/07/2023	1	UBS	NZD 10,000	USD 6,167	(30)	(0.00)
19/07/2023	1	J.P. Morgan	CLP 8,006,832	USD 10,000	(31)	(0.00)
19/07/2023	1	UBS	SEK 705,699	USD 65,503	(31)	(0.00)
19/07/2023	1	J.P. Morgan	COP 83,639,000	USD 20,000	(34)	(0.00)

満期日	契約数	取引相手		購入金額	売却金額	未実現利益 (米ドル)	純資産に占める 割合(%)
19/07/2023	1	J.P. Morgan	GBP	6,346	USD 8,094	(34)	(0.00)
19/07/2023	1	J.P. Morgan	ILS	73,860	USD 19,968	(34)	(0.00)
19/07/2023	1	UBS	NZD	1,460,000	USD 895,982	(35)	(0.00)
19/07/2023	1	J.P. Morgan	GBP	17,096	USD 21,750	(36)	(0.00)
19/07/2023	1	J.P. Morgan	USD	120,101	CNH 872,430	(36)	(0.00)
19/07/2023	1	UBS	PLN	1,018,261	USD 250,296	(38)	(0.00)
19/07/2023	1	J.P. Morgan	USD	140,430	SGD 189,876	(39)	(0.00)
19/07/2023	1	J.P. Morgan	USD	20,000	PHP 1,106,600	(40)	(0.00)
19/07/2023	1	J.P. Morgan	USD	20,002	CHF 17,914	(41)	(0.00)
19/07/2023	1	J.P. Morgan	USD	20,000	INR 1,644,936	(42)	(0.00)
19/07/2023	1	J.P. Morgan	CAD	26,382	USD 19,961	(42)	(0.00)
19/07/2023	1	UBS	GBP	10,000	USD 12,745	(44)	(0.00)
19/07/2023	1	J.P. Morgan	COP	586,292,000	USD 140,000	(45)	(0.00)
19/07/2023	1	UBS	HUF	51,691,062	USD 150,878	(45)	(0.00)
19/07/2023	1	UBS	GBP	10,000	USD 12,746	(45)	(0.00)
19/07/2023	1	UBS	SEK	117,193	EUR 10,000	(47)	(0.00)
19/07/2023	1	J.P. Morgan	JPY	23,083,007	USD 160,355	(49)	(0.00)
19/07/2023	1	J.P. Morgan	SEK	99,300	USD 9,262	(49)	(0.00)
19/07/2023	1	J.P. Morgan	INR	4,920,480	USD 60,000	(50)	(0.00)
19/07/2023	1	J.P. Morgan	KRW	26,271,046	USD 20,000	(50)	(0.00)
19/07/2023	1	J.P. Morgan	USD	50,000	TWD 1,556,400	(51)	(0.00)
19/07/2023	1	UBS	EUR	20,000	USD 21,891	(52)	(0.00)
19/07/2023	1	J.P. Morgan	USD	19,930	MXN 343,011	(55)	(0.00)
19/07/2023	1	UBS	NOK	234,392	USD 21,904	(56)	(0.00)
19/07/2023	1	J.P. Morgan	USD	19,932	THB 707,740	(57)	(0.00)
19/07/2023	1	J.P. Morgan	USD	69,556	MXN 1,194,780	(57)	(0.00)
19/07/2023	1	UBS	EUR	20,000	SEK 236,021	(58)	(0.00)
19/07/2023	1	UBS	USD	21,892	PLN 89,318	(60)	(0.00)
19/07/2023	1	UBS	USD	10,857	EUR 10,000	(62)	(0.00)
19/07/2023	1	UBS	USD	32,692	EUR 30,000	(66)	(0.00)
19/07/2023	1	J.P. Morgan	THB	2,122,030	USD 60,000	(67)	(0.00)
19/07/2023	1	J.P. Morgan	ZAR	186,532	USD 9,966	(69)	(0.00)
19/07/2023	1	UBS	CZK	1,182,875	USD 54,338	(73)	(0.00)
19/07/2023	1	UBS	PLN	88,490	USD 21,826	(78)	(0.00)
19/07/2023	1	J.P. Morgan	INR	8,201,160	USD 100,000	(78)	(0.00)
19/07/2023	1	J.P. Morgan	USD	40,070	CHF 35,886	(80)	(0.00)
19/07/2023	1	UBS	EUR	20,000	USD 21,921	(82)	(0.00)
19/07/2023	1	UBS	SEK	116,777	EUR 10,000	(85)	(0.00)
19/07/2023	1	UBS	GBP	380,000	USD 482,731	(86)	(0.00)
19/07/2023	1	J.P. Morgan	GBP	9,952	USD 12,727	(87)	(0.00)
19/07/2023	1	J.P. Morgan	CAD	52,908	USD 40,035	(89)	(0.00)
19/07/2023	1	UBS	NZD	20,000	USD 12,363	(90)	(0.00)
19/07/2023	1	UBS	NZD	30,000	USD 18,501	(91)	(0.00)
19/07/2023	1	J.P. Morgan	USD	109,665	MXN 1,883,745	(91)	(0.00)
19/07/2023	1	UBS	HUF	3,695,819	USD 10,876	(92)	(0.00)
19/07/2023	1	UBS	HUF	107,046,504	USD 312,452	(94)	(0.00)
19/07/2023	1	UBS	EUR	80,000	SEK 942,612	(97)	(0.00)
19/07/2023	1	J.P. Morgan	GBP	18,410	USD 23,481	(98)	(0.00)
19/07/2023	1	UBS	USD	152,656	CZK 3,329,760	(99)	(0.00)
19/07/2023	1	J.P. Morgan	USD	50,179	CHF 44,939	(100)	(0.00)
19/07/2023	1	UBS	EUR	180,000	USD 196,651	(102)	(0.00)
19/07/2023	1	J.P. Morgan	USD	450,000	TWD 13,996,647	(104)	(0.00)
19/07/2023	1	J.P. Morgan	INR	6,557,456	USD 80,000	(105)	(0.00)
19/07/2023	1	UBS	EUR	20,000	USD 21,945	(106)	(0.00)

満期日	契約数	取引相手		購入金額	売却金額	未実現利益 (米ドル)	純資産に占める 割合(%)	
19/07/2023	1	J.P. Morgan	MXN	7,853,212	USD	457,671	(106)	(0.00)
19/07/2023	1	UBS	NZD	20,000	USD	12,380	(107)	(0.00)
19/07/2023	1	UBS	SEK	234,227	EUR	20,000	(108)	(0.00)
19/07/2023	1	J.P. Morgan	USD	11,003	EUR	10,176	(109)	(0.00)
19/07/2023	1	J.P. Morgan	USD	50,069	CHF	44,849	(109)	(0.00)
19/07/2023	1	J.P. Morgan	EUR	35,882	USD	39,295	(114)	(0.00)
19/07/2023	1	UBS	SEK	940,334	EUR	80,000	(115)	(0.00)
19/07/2023	1	UBS	EUR	270,000	USD	294,940	(116)	(0.00)
19/07/2023	1	UBS	NOK	934,303	USD	87,203	(116)	(0.00)
19/07/2023	1	UBS	USD	21,817	PLN	89,259	(120)	(0.00)
19/07/2023	1	UBS	NZD	40,000	USD	24,668	(122)	(0.00)
19/07/2023	1	UBS	USD	21,577	HUF	7,437,459	(125)	(0.00)
19/07/2023	1	J.P. Morgan	CAD	79,121	USD	59,862	(125)	(0.00)
19/07/2023	1	J.P. Morgan	COP	125,151,000	USD	30,000	(125)	(0.00)
19/07/2023	1	J.P. Morgan	COP	83,198,000	USD	20,000	(140)	(0.00)
19/07/2023	1	J.P. Morgan	USD	100,000	KRW	131,871,000	(141)	(0.00)
19/07/2023	1	J.P. Morgan	GBP	18,800	USD	24,023	(145)	(0.00)
19/07/2023	1	UBS	EUR	30,000	USD	32,906	(148)	(0.00)
19/07/2023	1	J.P. Morgan	CLP	32,004,800	USD	40,000	(152)	(0.00)
19/07/2023	1	J.P. Morgan	CAD	186,647	USD	141,077	(156)	(0.00)
19/07/2023	1	UBS	USD	21,833	NOK	235,916	(157)	(0.00)
19/07/2023	1	UBS	EUR	30,000	USD	32,915	(157)	(0.00)
19/07/2023	1	J.P. Morgan	GBP	21,139	USD	27,012	(163)	(0.00)
19/07/2023	1	J.P. Morgan	TWD	8,080,020	USD	260,000	(163)	(0.00)
19/07/2023	1	J.P. Morgan	USD	40,308	CHF	36,181	(172)	(0.00)
19/07/2023	1	J.P. Morgan	SGD	26,796	USD	20,003	(179)	(0.00)
19/07/2023	1	J.P. Morgan	USD	89,824	CHF	80,444	(179)	(0.00)
19/07/2023	1	UBS	EUR	60,000	SEK	708,194	(187)	(0.00)
19/07/2023	1	UBS	NZD	310,000	USD	190,424	(189)	(0.00)
19/07/2023	1	J.P. Morgan	TWD	1,237,880	USD	40,000	(192)	(0.00)
19/07/2023	1	J.P. Morgan	COP	124,872,300	USD	30,000	(192)	(0.00)
19/07/2023	1	UBS	HUF	7,383,057	USD	21,740	(196)	(0.00)
19/07/2023	1	J.P. Morgan	JPY	5,749,080	USD	40,124	(198)	(0.00)
19/07/2023	1	UBS	EUR	40,000	USD	43,891	(213)	(0.00)
19/07/2023	1	J.P. Morgan	USD	130,000	KRW	171,481,700	(221)	(0.00)
19/07/2023	1	J.P. Morgan	USD	79,688	MXN	1,371,520	(223)	(0.00)
19/07/2023	1	UBS	SEK	350,670	EUR	30,000	(224)	(0.00)
19/07/2023	1	UBS	CZK	473,236	USD	21,934	(224)	(0.00)
19/07/2023	1	J.P. Morgan	USD	100,091	JPY	14,444,963	(226)	(0.00)
19/07/2023	1	UBS	EUR	400,000	USD	437,003	(227)	(0.00)
19/07/2023	1	J.P. Morgan	CHF	35,654	USD	40,120	(229)	(0.00)
19/07/2023	1	UBS	USD	86,935	HUF	29,873,599	(235)	(0.00)
19/07/2023	1	UBS	GBP	1,040,000	USD	1,321,160	(237)	(0.00)
19/07/2023	1	J.P. Morgan	CNH	434,620	USD	60,089	(240)	(0.00)
19/07/2023	1	J.P. Morgan	JPY	1,411,061	USD	10,041	(241)	(0.00)
19/07/2023	1	J.P. Morgan	CNH	143,377	USD	19,987	(243)	(0.00)
19/07/2023	1	J.P. Morgan	CNH	145,460	USD	20,276	(246)	(0.00)
19/07/2023	1	UBS	EUR	50,000	USD	54,843	(246)	(0.00)
19/07/2023	1	UBS	EUR	100,000	USD	109,442	(248)	(0.00)
19/07/2023	1	J.P. Morgan	CNH	143,647	USD	20,030	(249)	(0.00)
19/07/2023	1	J.P. Morgan	TWD	614,100	USD	20,000	(252)	(0.00)
19/07/2023	1	J.P. Morgan	USD	40,000	COP	168,635,036	(255)	(0.00)
19/07/2023	1	J.P. Morgan	CLP	31,915,600	USD	40,000	(263)	(0.00)
19/07/2023	1	UBS	USD	130,769	EUR	120,000	(264)	(0.00)

満期日	契約数	取引相手		購入金額	売却金額	未実現利益 (米ドル)	純資産に占める 割合(%)	
19/07/2023	1	UBS	GBP	60,000	USD	76,472	(265)	(0.00)
19/07/2023	1	UBS	EUR	100,000	SEK	1,179,844	(267)	(0.00)
19/07/2023	1	J.P. Morgan	USD	119,483	MXN	2,055,396	(274)	(0.00)
19/07/2023	1	UBS	SEK	467,105	USD	43,611	(275)	(0.00)
19/07/2023	1	UBS	SEK	585,441	EUR	50,000	(282)	(0.00)
19/07/2023	1	UBS	SEK	1,644,708	EUR	140,000	(282)	(0.00)
19/07/2023	1	J.P. Morgan	USD	110,180	CHF	98,736	(289)	(0.00)
19/07/2023	1	J.P. Morgan	CAD	52,662	USD	40,052	(291)	(0.00)
19/07/2023	1	UBS	USD	108,967	HUF	37,444,740	(295)	(0.00)
19/07/2023	1	UBS	EUR	120,000	USD	131,330	(297)	(0.00)
19/07/2023	1	J.P. Morgan	AUD	132,603	USD	88,665	(297)	(0.00)
19/07/2023	1	J.P. Morgan	USD	70,420	CHF	63,210	(301)	(0.00)
19/07/2023	1	J.P. Morgan	USD	39,833	MXN	688,912	(306)	(0.00)
19/07/2023	1	UBS	SEK	232,591	USD	21,890	(311)	(0.00)
19/07/2023	1	UBS	USD	109,146	PLN	445,437	(329)	(0.00)
19/07/2023	1	UBS	AUD	1,980,000	USD	1,319,826	(331)	(0.00)
19/07/2023	1	J.P. Morgan	KRW	302,431,407	USD	230,000	(338)	(0.00)
19/07/2023	1	J.P. Morgan	CHF	107,252	USD	120,336	(339)	(0.00)
19/07/2023	1	UBS	AUD	160,000	USD	106,969	(343)	(0.00)
19/07/2023	1	UBS	SEK	1,290,912	EUR	110,000	(348)	(0.00)
19/07/2023	1	J.P. Morgan	USD	250,334	SGD	338,878	(366)	(0.00)
19/07/2023	1	UBS	EUR	730,000	USD	797,487	(372)	(0.00)
19/07/2023	1	UBS	GBP	140,000	USD	178,190	(373)	(0.00)
19/07/2023	1	UBS	GBP	920,000	USD	1,168,883	(374)	(0.00)
19/07/2023	1	UBS	CZK	6,150,373	USD	282,531	(379)	(0.00)
19/07/2023	1	UBS	PLN	532,584	USD	131,275	(382)	(0.00)
19/07/2023	1	UBS	NOK	228,738	USD	21,705	(384)	(0.00)
19/07/2023	1	J.P. Morgan	CNH	142,713	USD	20,038	(386)	(0.00)
19/07/2023	1	J.P. Morgan	JPY	184,740,484	USD	1,283,370	(388)	(0.00)
19/07/2023	1	UBS	NZD	40,000	USD	24,939	(393)	(0.00)
19/07/2023	1	J.P. Morgan	TWD	3,719,352	USD	120,000	(393)	(0.00)
19/07/2023	1	J.P. Morgan	THB	694,108	USD	20,000	(396)	(0.00)
19/07/2023	1	J.P. Morgan	CNH	142,605	USD	20,042	(405)	(0.00)
19/07/2023	1	UBS	USD	239,209	HUF	82,116,821	(405)	(0.00)
19/07/2023	1	J.P. Morgan	KRW	25,800,680	USD	20,000	(407)	(0.00)
19/07/2023	1	J.P. Morgan	SGD	53,559	USD	40,045	(422)	(0.00)
19/07/2023	1	UBS	GBP	410,000	USD	521,178	(430)	(0.00)
19/07/2023	1	UBS	NOK	1,881,324	USD	175,809	(449)	(0.00)
19/07/2023	1	J.P. Morgan	CNH	723,805	USD	100,120	(450)	(0.00)
19/07/2023	1	UBS	NOK	229,598	USD	21,857	(456)	(0.00)
19/07/2023	1	J.P. Morgan	KRW	65,208,500	USD	50,000	(482)	(0.00)
19/07/2023	1	UBS	NOK	306,773	USD	29,078	(483)	(0.00)
19/07/2023	1	J.P. Morgan	JPY	2,822,493	USD	20,086	(484)	(0.00)
19/07/2023	1	J.P. Morgan	ZAR	1,309,869	USD	69,987	(487)	(0.00)
19/07/2023	1	J.P. Morgan	USD	1,062,929	CHF	950,487	(502)	(0.00)
19/07/2023	1	J.P. Morgan	USD	56,300	AUD	85,252	(513)	(0.00)
19/07/2023	1	J.P. Morgan	SGD	107,470	USD	80,040	(534)	(0.00)
19/07/2023	1	UBS	SEK	1,171,121	EUR	100,000	(542)	(0.00)
19/07/2023	1	UBS	USD	228,763	EUR	210,000	(544)	(0.00)
19/07/2023	1	UBS	NZD	260,000	USD	160,100	(548)	(0.00)
19/07/2023	1	J.P. Morgan	KRW	51,952,400	USD	40,000	(548)	(0.00)
19/07/2023	1	UBS	SEK	933,974	USD	87,200	(550)	(0.00)
19/07/2023	1	J.P. Morgan	USD	145,994	EUR	134,216	(562)	(0.00)
19/07/2023	1	J.P. Morgan	ZAR	364,616	USD	19,912	(566)	(0.00)

満期日	契約数	取引相手		購入金額	売却金額	未実現利益 (米ドル)	純資産に占める 割合(%)	
19/07/2023	1	J.P. Morgan	USD	4,711,293	CHF	4,211,453	(598)	(0.00)
19/07/2023	1	J.P. Morgan	USD	209,458	THB	7,437,570	(602)	(0.00)
19/07/2023	1	UBS	SEK	1,170,398	EUR	100,000	(609)	(0.00)
19/07/2023	1	J.P. Morgan	CNH	286,596	USD	40,081	(616)	(0.00)
19/07/2023	1	J.P. Morgan	ILS	71,977	USD	20,050	(624)	(0.00)
19/07/2023	1	J.P. Morgan	KRW	25,449,600	USD	20,000	(674)	(0.00)
19/07/2023	1	UBS	EUR	1,190,000	USD	1,300,082	(675)	(0.00)
19/07/2023	1	UBS	EUR	260,000	USD	284,586	(682)	(0.00)
19/07/2023	1	J.P. Morgan	CAD	131,442	USD	99,924	(684)	(0.00)
19/07/2023	1	J.P. Morgan	JPY	5,676,340	USD	40,108	(687)	(0.00)
19/07/2023	1	J.P. Morgan	KRW	25,431,360	USD	20,000	(688)	(0.00)
19/07/2023	1	UBS	USD	348,716	EUR	320,000	(704)	(0.00)
19/07/2023	1	J.P. Morgan	CNH	794,745	USD	110,147	(708)	(0.00)
19/07/2023	1	UBS	GBP	160,000	USD	203,939	(720)	(0.00)
19/07/2023	1	J.P. Morgan	TWD	6,818,275	USD	220,000	(738)	(0.00)
19/07/2023	1	J.P. Morgan	TWD	1,842,618	USD	60,000	(745)	(0.00)
19/07/2023	1	UBS	GBP	60,000	USD	76,962	(755)	(0.00)
19/07/2023	1	UBS	GBP	170,000	USD	216,685	(765)	(0.00)
19/07/2023	1	UBS	USD	163,118	NOK	1,758,372	(782)	(0.00)
19/07/2023	1	J.P. Morgan	ILS	143,888	USD	39,635	(802)	(0.00)
19/07/2023	1	J.P. Morgan	CHF	124,782	USD	140,414	(804)	(0.00)
19/07/2023	1	J.P. Morgan	THB	1,390,821	USD	40,110	(829)	(0.00)
19/07/2023	1	UBS	NZD	980,000	USD	602,222	(833)	(0.00)
19/07/2023	1	UBS	NZD	120,000	USD	74,477	(838)	(0.00)
19/07/2023	1	UBS	AUD	40,000	USD	27,509	(853)	(0.00)
19/07/2023	1	UBS	EUR	180,000	USD	197,434	(885)	(0.00)
19/07/2023	1	J.P. Morgan	CAD	184,317	USD	140,054	(892)	(0.00)
19/07/2023	1	UBS	PLN	1,287,429	USD	317,334	(923)	(0.00)
19/07/2023	1	UBS	GBP	210,000	USD	267,670	(945)	(0.00)
19/07/2023	1	UBS	USD	403,059	EUR	370,000	(958)	(0.00)
19/07/2023	1	UBS	USD	227,634	GBP	180,000	(987)	(0.00)
19/07/2023	1	UBS	HUF	40,671,580	USD	119,686	(1,008)	(0.00)
19/07/2023	1	J.P. Morgan	USD	641,400	CHF	574,193	(1,023)	(0.00)
19/07/2023	1	J.P. Morgan	USD	160,000	CHF	143,931	(1,034)	(0.00)
19/07/2023	1	J.P. Morgan	ZAR	731,184	USD	39,834	(1,038)	(0.00)
19/07/2023	1	J.P. Morgan	JPY	22,948,680	USD	160,419	(1,046)	(0.00)
19/07/2023	1	J.P. Morgan	USD	80,000	PHP	4,475,440	(1,049)	(0.00)
19/07/2023	1	UBS	NOK	4,450,028	USD	415,853	(1,062)	(0.00)
19/07/2023	1	UBS	NOK	1,169,189	USD	110,049	(1,068)	(0.00)
19/07/2023	1	UBS	GBP	130,000	USD	166,189	(1,074)	(0.00)
19/07/2023	1	J.P. Morgan	USD	542,288	JPY	78,240,470	(1,075)	(0.00)
19/07/2023	1	UBS	USD	1,163,156	NOK	12,490,336	(1,080)	(0.00)
19/07/2023	1	UBS	HUF	33,192,271	USD	97,937	(1,083)	(0.00)
19/07/2023	1	UBS	USD	362,411	NOK	3,899,700	(1,084)	(0.00)
19/07/2023	1	J.P. Morgan	KRW	51,188,160	USD	40,000	(1,128)	(0.00)
19/07/2023	1	UBS	USD	129,902	EUR	120,000	(1,131)	(0.00)
19/07/2023	1	J.P. Morgan	ZAR	729,288	USD	39,826	(1,131)	(0.00)
19/07/2023	1	J.P. Morgan	KRW	51,176,440	USD	40,000	(1,137)	(0.00)
19/07/2023	1	UBS	GBP	260,000	USD	331,380	(1,149)	(0.00)
19/07/2023	1	UBS	NOK	685,840	USD	65,081	(1,153)	(0.00)
19/07/2023	1	UBS	NOK	9,382,622	USD	875,724	(1,161)	(0.00)
19/07/2023	1	UBS	HUF	66,614,799	USD	195,572	(1,192)	(0.00)
19/07/2023	1	UBS	SEK	27,821,554	USD	2,582,389	(1,219)	(0.00)
19/07/2023	1	UBS	GBP	280,000	USD	356,871	(1,238)	(0.00)

満期日	契約数	取引相手		購入金額	売却金額	未実現利益 (米ドル)	純資産に占める 割合(%)	
19/07/2023	1	J.P. Morgan	USD	550,228	JPY	79,408,307	(1,245)	(0.00)
19/07/2023	1	UBS	NOK	5,397,190	USD	504,365	(1,288)	(0.00)
19/07/2023	1	UBS	AUD	560,000	USD	374,510	(1,319)	(0.00)
19/07/2023	1	J.P. Morgan	USD	460,000	CAD	611,010	(1,320)	(0.00)
19/07/2023	1	UBS	CZK	2,833,383	USD	131,323	(1,340)	(0.00)
19/07/2023	1	J.P. Morgan	USD	478,399	MXN	8,233,824	(1,342)	(0.00)
19/07/2023	1	J.P. Morgan	TWD	8,664,040	USD	280,000	(1,382)	(0.00)
19/07/2023	1	J.P. Morgan	CAD	276,316	USD	210,059	(1,437)	(0.00)
19/07/2023	1	UBS	GBP	180,000	USD	230,108	(1,487)	(0.00)
19/07/2023	1	UBS	EUR	580,000	USD	634,845	(1,520)	(0.00)
19/07/2023	1	J.P. Morgan	CHF	428,054	USD	480,441	(1,522)	(0.00)
19/07/2023	1	J.P. Morgan	TWD	11,768,676	USD	380,000	(1,543)	(0.00)
19/07/2023	1	UBS	USD	1,134,068	EUR	1,040,000	(1,549)	(0.00)
19/07/2023	1	J.P. Morgan	THB	2,786,559	USD	80,256	(1,555)	(0.00)
19/07/2023	1	UBS	HUF	73,964,627	USD	217,400	(1,574)	(0.00)
19/07/2023	1	J.P. Morgan	CAD	302,681	USD	230,102	(1,574)	(0.00)
19/07/2023	1	J.P. Morgan	GBP	235,050	USD	300,140	(1,599)	(0.00)
19/07/2023	1	UBS	USD	675,395	EUR	620,000	(1,607)	(0.00)
19/07/2023	1	UBS	SEK	2,571,265	EUR	220,000	(1,675)	(0.00)
19/07/2023	1	J.P. Morgan	KRW	76,768,800	USD	60,000	(1,703)	(0.00)
19/07/2023	1	J.P. Morgan	KRW	116,253,000	USD	90,000	(1,719)	(0.00)
19/07/2023	1	UBS	EUR	680,000	USD	744,301	(1,782)	(0.00)
19/07/2023	1	J.P. Morgan	JPY	53,189,217	USD	371,219	(1,832)	(0.00)
19/07/2023	1	J.P. Morgan	USD	811,320	JPY	117,088,906	(1,836)	(0.00)
19/07/2023	1	J.P. Morgan	USD	284,069	EUR	261,905	(1,915)	(0.00)
19/07/2023	1	J.P. Morgan	JPY	11,313,059	USD	80,506	(1,939)	(0.00)
19/07/2023	1	UBS	SEK	4,446,753	USD	414,550	(1,998)	(0.00)
19/07/2023	1	J.P. Morgan	ILS	471,431	USD	129,237	(2,004)	(0.00)
19/07/2023	1	UBS	EUR	770,000	USD	842,812	(2,019)	(0.00)
19/07/2023	1	J.P. Morgan	KRW	260,700,000	USD	200,000	(2,028)	(0.00)
19/07/2023	1	J.P. Morgan	CHF	1,618,276	USD	1,812,631	(2,059)	(0.00)
19/07/2023	1	UBS	CZK	5,458,672	USD	252,485	(2,065)	(0.00)
19/07/2023	1	J.P. Morgan	TWD	4,288,110	USD	140,000	(2,103)	(0.00)
19/07/2023	1	UBS	USD	893,265	EUR	820,000	(2,125)	(0.00)
19/07/2023	1	J.P. Morgan	KRW	313,205,784	USD	240,000	(2,156)	(0.00)
19/07/2023	1	UBS	HUF	66,428,832	USD	196,004	(2,167)	(0.00)
19/07/2023	1	J.P. Morgan	TWD	12,368,708	USD	400,000	(2,247)	(0.00)
19/07/2023	1	J.P. Morgan	USD	972,432	CAD	1,291,006	(2,294)	(0.00)
19/07/2023	1	J.P. Morgan	TWD	4,902,000	USD	160,000	(2,362)	(0.00)
19/07/2023	1	UBS	AUD	220,000	USD	148,986	(2,375)	(0.00)
19/07/2023	1	UBS	USD	1,187,815	EUR	1,090,000	(2,398)	(0.00)
19/07/2023	1	J.P. Morgan	JPY	53,049,030	USD	370,830	(2,416)	(0.00)
19/07/2023	1	J.P. Morgan	KRW	233,830,800	USD	180,000	(2,432)	(0.00)
19/07/2023	1	J.P. Morgan	AUD	194,943	USD	132,401	(2,489)	(0.00)
19/07/2023	1	UBS	NZD	820,000	USD	505,700	(2,497)	(0.00)
19/07/2023	1	UBS	SEK	1,622,580	USD	153,052	(2,516)	(0.00)
19/07/2023	1	J.P. Morgan	USD	1,114,085	JPY	160,783,647	(2,522)	(0.00)
19/07/2023	1	UBS	USD	317,309	AUD	480,000	(2,569)	(0.00)
19/07/2023	1	J.P. Morgan	CNH	854,537	USD	120,251	(2,578)	(0.00)
19/07/2023	1	J.P. Morgan	CHF	946,576	USD	1,061,647	(2,591)	(0.00)
19/07/2023	1	UBS	NOK	2,893,204	USD	272,321	(2,643)	(0.00)
19/07/2023	1	UBS	HUF	107,250,692	USD	315,612	(2,658)	(0.00)
19/07/2023	1	J.P. Morgan	USD	1,223,759	CHF	1,096,165	(2,661)	(0.00)
19/07/2023	1	J.P. Morgan	CNH	4,645,287	USD	642,363	(2,691)	(0.00)

満期日	契約数	取引相手		購入金額	売却金額	未実現利益 (米ドル)	純資産に占める 割合(%)	
19/07/2023	1	UBS	USD	1,340,378	EUR	1,230,000	(2,707)	(0.00)
19/07/2023	1	J.P. Morgan	JPY	60,176,771	USD	420,656	(2,742)	(0.00)
19/07/2023	1	J.P. Morgan	KRW	312,429,600	USD	240,000	(2,746)	(0.00)
19/07/2023	1	UBS	SEK	9,032,733	EUR	770,000	(2,773)	(0.00)
19/07/2023	1	J.P. Morgan	USD	1,082,531	CHF	970,093	(2,836)	(0.00)
19/07/2023	1	UBS	NOK	4,446,068	USD	417,285	(2,863)	(0.00)
19/07/2023	1	UBS	SEK	1,862,384	USD	175,672	(2,888)	(0.00)
19/07/2023	1	UBS	SEK	7,383,041	EUR	630,000	(2,953)	(0.00)
19/07/2023	1	UBS	SEK	5,021,663	USD	468,844	(2,955)	(0.00)
19/07/2023	1	J.P. Morgan	KRW	193,569,510	USD	150,000	(3,006)	(0.00)
19/07/2023	1	UBS	AUD	1,810,000	USD	1,209,478	(3,273)	(0.00)
19/07/2023	1	UBS	EUR	670,000	USD	734,893	(3,294)	(0.00)
19/07/2023	1	UBS	EUR	1,350,000	USD	1,477,462	(3,344)	(0.00)
19/07/2023	1	J.P. Morgan	KRW	153,606,000	USD	120,000	(3,354)	(0.00)
19/07/2023	1	J.P. Morgan	KRW	127,246,000	USD	100,000	(3,371)	(0.00)
19/07/2023	1	UBS	NZD	360,000	USD	224,450	(3,532)	(0.00)
19/07/2023	1	J.P. Morgan	SGD	455,455	USD	340,536	(3,592)	(0.00)
19/07/2023	1	UBS	USD	1,535,980	EUR	1,410,000	(3,654)	(0.00)
19/07/2023	1	UBS	CZK	9,731,017	USD	450,097	(3,681)	(0.00)
19/07/2023	1	J.P. Morgan	USD	1,202,791	JPY	173,749,553	(3,861)	(0.00)
19/07/2023	1	J.P. Morgan	CHF	1,105,501	USD	1,240,798	(3,933)	(0.00)
19/07/2023	1	UBS	NOK	5,481,199	USD	514,954	(4,046)	(0.00)
19/07/2023	1	UBS	EUR	870,000	USD	954,276	(4,289)	(0.00)
19/07/2023	1	UBS	GBP	520,000	USD	664,758	(4,297)	(0.00)
19/07/2023	1	UBS	SEK	8,191,546	EUR	700,000	(4,379)	(0.00)
19/07/2023	1	J.P. Morgan	CAD	2,863,667	USD	2,166,614	(4,508)	(0.00)
19/07/2023	1	J.P. Morgan	KRW	204,758,400	USD	160,000	(4,510)	(0.00)
19/07/2023	1	UBS	USD	519,619	EUR	480,000	(4,512)	(0.00)
19/07/2023	1	J.P. Morgan	KRW	204,716,560	USD	160,000	(4,541)	(0.00)
19/07/2023	1	UBS	SEK	9,717,216	EUR	830,000	(4,786)	(0.00)
19/07/2023	1	UBS	NZD	600,000	USD	373,090	(4,893)	(0.00)
19/07/2023	1	J.P. Morgan	CNH	2,004,251	USD	280,952	(4,960)	(0.00)
19/07/2023	1	J.P. Morgan	USD	1,191,855	CHF	1,069,715	(4,972)	(0.00)
19/07/2023	1	UBS	USD	2,461,280	NOK	26,461,106	(5,186)	(0.00)
19/07/2023	1	J.P. Morgan	CAD	1,371,583	USD	1,040,892	(5,329)	(0.00)
19/07/2023	1	UBS	GBP	1,260,000	USD	1,605,920	(5,571)	(0.00)
19/07/2023	1	UBS	AUD	260,000	USD	179,043	(5,776)	(0.00)
19/07/2023	1	UBS	SEK	11,942,325	EUR	1,020,000	(5,818)	(0.00)
19/07/2023	1	UBS	NOK	2,975,466	USD	283,258	(5,912)	(0.00)
19/07/2023	1	UBS	USD	2,964,089	EUR	2,720,000	(5,985)	(0.00)
19/07/2023	1	J.P. Morgan	ILS	569,652	USD	159,753	(6,011)	(0.00)
19/07/2023	1	UBS	SEK	10,278,412	USD	959,638	(6,049)	(0.00)
19/07/2023	1	J.P. Morgan	USD	1,425,891	CHF	1,279,902	(6,099)	(0.00)
19/07/2023	1	UBS	NZD	880,000	USD	546,165	(6,142)	(0.00)
19/07/2023	1	UBS	AUD	280,000	USD	192,816	(6,221)	(0.00)
19/07/2023	1	UBS	NOK	3,205,763	USD	305,182	(6,370)	(0.00)
19/07/2023	1	UBS	USD	2,356,040	GBP	1,860,000	(6,380)	(0.00)
19/07/2023	1	UBS	USD	2,690,688	EUR	2,470,000	(6,401)	(0.00)
19/07/2023	1	UBS	AUD	370,000	USD	253,044	(6,472)	(0.00)
19/07/2023	1	J.P. Morgan	JPY	30,866,642	USD	220,921	(6,559)	(0.00)
19/07/2023	1	UBS	NZD	1,480,000	USD	914,841	(6,621)	(0.00)
19/07/2023	1	J.P. Morgan	USD	1,418,489	CAD	1,887,607	(6,679)	(0.00)
19/07/2023	1	J.P. Morgan	JPY	51,038,543	USD	361,260	(6,809)	(0.00)
19/07/2023	1	J.P. Morgan	USD	4,680,663	SGD	6,336,241	(6,859)	(0.00)

満期日	契約数	取引相手		購入金額	売却金額	未実現利益 (米ドル)	純資産に占める 割合(%)
19/07/2023	1	UBS	NOK	4,112,980	USD 390,290	(6,915)	(0.00)
19/07/2023	1	UBS	GBP	1,560,000	USD 1,988,406	(7,022)	(0.00)
19/07/2023	1	UBS	GBP	1,550,000	USD 1,975,705	(7,022)	(0.00)
19/07/2023	1	UBS	SEK	12,741,965	USD 1,189,326	(7,178)	(0.00)
19/07/2023	1	UBS	USD	1,186,143	GBP 940,000	(7,768)	(0.00)
19/07/2023	1	UBS	SEK	5,812,173	USD 547,006	(7,776)	(0.00)
19/07/2023	1	UBS	NOK	4,686,095	USD 444,674	(7,878)	(0.00)
19/07/2023	1	UBS	SEK	5,338,287	USD 503,565	(8,300)	(0.00)
19/07/2023	1	J.P. Morgan	CAD	5,290,090	USD 4,002,998	(8,911)	(0.00)
19/07/2023	1	UBS	SEK	5,802,640	USD 547,367	(9,022)	(0.00)
19/07/2023	1	J.P. Morgan	SGD	1,096,389	USD 820,570	(9,467)	(0.00)
19/07/2023	1	UBS	AUD	450,000	USD 309,480	(9,595)	(0.00)
19/07/2023	1	UBS	USD	2,301,635	GBP 1,820,000	(9,980)	(0.00)
19/07/2023	1	UBS	USD	2,322,275	AUD 3,500,000	(10,166)	(0.00)
19/07/2023	1	UBS	SEK	17,936,804	USD 1,674,374	(10,270)	(0.00)
19/07/2023	1	UBS	EUR	2,090,000	USD 2,293,094	(10,942)	(0.00)
19/07/2023	1	UBS	USD	1,299,119	EUR 1,200,000	(11,208)	(0.00)
19/07/2023	1	UBS	NZD	1,380,000	USD 858,106	(11,252)	(0.00)
19/07/2023	1	J.P. Morgan	CAD	2,369,518	USD 1,800,481	(11,464)	(0.00)
19/07/2023	1	UBS	AUD	5,330,000	USD 3,564,530	(12,556)	(0.00)
19/07/2023	1	UBS	EUR	2,400,000	USD 2,633,451	(12,797)	(0.00)
19/07/2023	1	UBS	USD	2,026,421	AUD 3,060,000	(12,799)	(0.00)
19/07/2023	1	J.P. Morgan	ILS	2,026,412	USD 560,054	(13,152)	(0.00)
19/07/2023	1	J.P. Morgan	SGD	1,630,805	USD 1,219,974	(13,512)	(0.00)
19/07/2023	1	UBS	GBP	1,160,000	USD 1,487,935	(14,598)	(0.00)
19/07/2023	1	J.P. Morgan	JPY	73,040,420	USD 521,861	(14,612)	(0.00)
19/07/2023	1	UBS	EUR	3,560,000	USD 3,902,000	(14,697)	(0.00)
19/07/2023	1	UBS	NZD	1,580,000	USD 984,818	(15,232)	(0.01)
19/07/2023	1	UBS	NZD	1,600,000	USD 997,284	(15,425)	(0.01)
19/07/2023	1	J.P. Morgan	USD	3,616,395	CAD 4,812,398	(17,028)	(0.01)
19/07/2023	1	J.P. Morgan	JPY	107,395,145	USD 764,248	(18,413)	(0.01)
19/07/2023	1	J.P. Morgan	JPY	164,666,898	USD 1,163,516	(19,941)	(0.01)
19/07/2023	1	J.P. Morgan	THB	40,309,325	USD 1,162,469	(24,009)	(0.01)
19/07/2023	1	J.P. Morgan	JPY	181,397,673	USD 1,284,360	(24,593)	(0.01)
19/07/2023	1	J.P. Morgan	JPY	123,679,382	USD 883,667	(24,741)	(0.01)
19/07/2023	1	UBS	NOK	27,096,626	USD 2,550,449	(24,746)	(0.01)
19/07/2023	1	J.P. Morgan	JPY	129,073,553	USD 923,814	(27,427)	(0.01)
19/07/2023	1	J.P. Morgan	CAD	5,630,549	USD 4,280,419	(29,281)	(0.01)
19/07/2023	1	UBS	AUD	2,860,000	USD 1,936,818	(30,881)	(0.01)
19/07/2023	1	J.P. Morgan	CAD	6,186,406	USD 4,705,092	(34,275)	(0.01)
19/07/2023	1	UBS	USD	4,422,491	AUD 6,690,000	(35,803)	(0.01)
19/07/2023	1	UBS	AUD	2,200,000	USD 1,504,587	(38,481)	(0.01)
19/07/2023	1	J.P. Morgan	GBP	3,788,219	USD 4,858,932	(47,446)	(0.02)
19/07/2023	1	UBS	AUD	3,500,000	USD 2,383,780	(51,339)	(0.02)
19/07/2023	1	UBS	AUD	4,740,000	USD 3,216,398	(57,607)	(0.02)
19/07/2023	1	J.P. Morgan	THB	94,039,838	USD 2,720,000	(64,025)	(0.02)
19/07/2023	1	UBS	USD	7,469,939	EUR 6,900,000	(64,440)	(0.02)
19/07/2023	1	J.P. Morgan	JPY	444,731,355	USD 3,164,810	(76,250)	(0.02)
19/07/2023	1	J.P. Morgan	SEK	127,971,127	USD 11,966,412	(93,772)	(0.03)
19/07/2023	1	J.P. Morgan	USD	21,220,000	CHF 19,087,674	(135,820)	(0.04)
19/07/2023	1	J.P. Morgan	AUD	20,091,516	USD 13,645,716	(256,496)	(0.08)
19/07/2023	1	UBS	USD	46,270,315	EUR 42,740,000	(399,157)	(0.13)
19/07/2023	1	J.P. Morgan	AUD	59,560,784	USD 40,452,374	(760,373)	(0.25)
19/07/2023	1	J.P. Morgan	JPY	11,776,986,472	USD 84,601,257	(2,812,705)	(0.92)

満期日	契約数	取引相手		購入金額	売却金額	未実現利益 (米ドル)	純資産に占める 割合(%)
20/07/2023	1	J.P. Morgan	IDR	1,500,800,000	USD	100,000	0.00
20/07/2023	1	J.P. Morgan	USD	20,000	IDR	298,960,000	0.00
20/07/2023	1	J.P. Morgan	IDR	1,200,480,000	USD	80,000	0.00
20/07/2023	1	J.P. Morgan	IDR	1,349,805,600	USD	90,000	0.00
20/07/2023	1	J.P. Morgan	IDR	750,010,000	USD	50,000	0.00
20/07/2023	1	J.P. Morgan	USD	10,000	IDR	149,916,000	0.00
20/07/2023	1	J.P. Morgan	IDR	598,380,800	USD	40,000	(0.00)
20/07/2023	1	J.P. Morgan	USD	70,000	IDR	1,052,639,000	(0.00)
20/07/2023	1	J.P. Morgan	IDR	1,044,309,000	USD	70,000	(0.00)
20/07/2023	1	J.P. Morgan	IDR	10,169,128,000	USD	680,000	(0.00)
20/07/2023	1	J.P. Morgan	USD	700,000	IDR	10,538,976,000	(0.00)
20/07/2023	1	J.P. Morgan	IDR	11,606,493,600	USD	780,000	(0.00)
02/08/2023	1	J.P. Morgan	BRL	3,324,500	USD	680,000	0.00
02/08/2023	1	J.P. Morgan	BRL	391,480	USD	80,000	0.00
02/08/2023	1	J.P. Morgan	BRL	342,272	USD	70,000	0.00
02/08/2023	1	J.P. Morgan	USD	220,000	BRL	1,054,636	0.00
02/08/2023	1	J.P. Morgan	BRL	483,912	USD	100,000	0.00
02/08/2023	1	J.P. Morgan	USD	90,000	BRL	430,965	0.00
02/08/2023	1	J.P. Morgan	BRL	1,203,975	USD	250,000	0.00
02/08/2023	1	J.P. Morgan	BRL	48,360	USD	10,000	0.00
02/08/2023	1	J.P. Morgan	BRL	96,330	USD	20,000	0.00
02/08/2023	1	J.P. Morgan	USD	10,000	BRL	48,891	(0.00)
02/08/2023	1	J.P. Morgan	BRL	672,028	USD	140,000	(0.00)
02/08/2023	1	J.P. Morgan	USD	50,000	BRL	244,460	(0.00)
02/08/2023	1	J.P. Morgan	USD	100,000	BRL	485,513	(0.00)
02/08/2023	1	J.P. Morgan	BRL	1,150,416	USD	240,000	(0.00)
02/08/2023	1	J.P. Morgan	USD	70,000	BRL	341,655	(0.00)
02/08/2023	1	J.P. Morgan	BRL	12,271,104	USD	2,560,000	(0.00)
02/08/2023	1	J.P. Morgan	BRL	30,054,618	USD	6,270,000	(0.01)
外国為替先渡契約に係る未実現利益						5,756,029	1.66
外国為替先渡契約に係る未実現(損失)						(6,029,891)	(1.75)
外国先渡契約に係る未実現純(損失)						(273,862)	(0.09)

金利スワップ: 0.01% (2022年6月30日: ゼロ)

通貨	想定元本	ファンド支払い	ファンド受取り	取引相手	満期日	公正価格 (米ドル)	純資産に占める 割合(%)
JPY	9,424,000,000	11.10%	12 Month TONAR	Morgan Stanley	17/09/2025	3,004	0.00
JPY	481,000,000	30.70%	12 Month TONAR	Morgan Stanley	20/09/2028	1,060	0.00
JPY	9,151,000,000	12 Month TONA	11.10%	Morgan Stanley	17/09/2025	38,051	0.01
JPY	374,000,000	12 Month TONAR	30.70%	Morgan Stanley	20/09/2028	7,517	0.00
プラスの公正価格で評価された金利スワップ						49,632	0.01
正味プラスの公正価格で評価された金利スワップ						49,632	0.01

M&Gエピソード・マクロ・ファンドTI-JPYクラス(円ヘッジ)

2023年3月31日決算

●当ファンドの仕組みは次の通りです。

運用方針	当ファンドは柔軟性の高い投資手法を採用しており、投資対象の債券や株式(クローズドエンド型不動産投資信託を含む)に柔軟に投資します。新興国を含む世界中の資産に投資可能であり、各通貨建ての資産へ投資することができます。運用担当者は、経済情勢の変化に対応した資産配分をトップダウンのアプローチに基づいて決定します。
投資対象	主にデリバティブを通じ、債券、株式(クローズドエンド型不動産投資信託を含む)、転換社債、資産担保証券、通貨、現金、現金同等物に投資を行ないます。また、デリバティブを経由せず、これらの投資対象に直接投資を行なう場合があります。 上海-香港ストックコネクトおよび深セン-香港ストックコネクトを通じて、中国A株に投資することができます。中国銀行間債券市場で取引される中国国内債券に投資することができます。集団投資スキーム、ワラント債、その他譲渡可能な証券に投資することができます。
管理会社	M&G ルクセンブルグ エス・エー
投資運用会社	M&G インベストメント・マネジメント・リミテッド
保管受託銀行 管理事務代行会社	ステート・ストリート・バンク・インターナショナル・ルクセンブルグ支店
名義書換 事務受託会社	CACEIS インバスター・サービスズ・バンク・エス・エー

*作成時点において、入手可能な直前計算期間の年次報告書をもとに作成いたしております。

財務諸表
損益計算書および純資産変動計算書
当期(至2023年3月31日)

	単位:千米ドル
期首純資産	342,703
収益	
マーケット・ディスカウントの増額/(マーケット・プレミアムの償却)	8,299
銀行利息	189
預金利息	0
デリバティブ収益	0
配当金	272
債券に係る利息	0
配当およびその他の投資収益に係る源泉徴収税	(52)
収益合計	8,708
費用	
管理手数料	(548)
年間運用手数料	(5,559)
監査報酬	(22)
保管取引手数料	(39)
受託者手数料	(15)
成功報酬	(1,903)
専門家報酬	(1)
保護預り手数料	(3)
株式クラス・ヘッジ手数料	(60)
年次税費用	(111)
費用合計	(8,261)
当期純利益	447
投資有価証券の売却に係る実現利益/(損失)	
デリバティブを除く投資有価証券	292
為替契約および為替先渡契約	(17,179)
先物契約	43,649
スワップ契約	0
オプション契約	0
証券集中保管機関規則(CSDR)に基づく罰金	0
実現純(損失)/利益	26,762
未実現利益/(損失)の変動額	
デリバティブを除く投資有価証券	(3,824)
為替契約および為替先渡契約	6,706
先物契約	(1,192)
スワップ契約	0
オプション契約	0
未実現利益/(損失)の純変動額	1,690
投資活動による純資産の変動額	28,899
株式発行および償還(純額)	62,034
分配金	0
外貨換算	0
純資産	433,636

投資有価証券明細表

投資銘柄	保有株数/ 契約数	通貨	満期日	契約額 (単位:千ドル)	市場価格 (単位:千ドル)	純資産に 占める割合 (%)
株式					8,291	1.91
銀行					4,256	0.98
Bank of America	28,048	US\$			797	0.18
Citigroup	20,171	US\$			930	0.21
JPMorgan Chase	7,179	US\$			925	0.21
PNC Financial Services Group	6,329	US\$			803	0.19
Wells Fargo	21,428	US\$			801	0.19
投資銀行業務およびブローカー業務						
株式ポートフォリオ(上記業界の一部としての)						
iShares MSCI Brazil UCITS ETF	224,826	£			4,997	1.15
株式デリバティブ						
株式指数先物					(962)	(0.22)
Hang Seng China Enterprises Index Futures	112	HK\$	27.04.2023	4,972	232	0.05
Korean Stock Exchange Futures	81	KRW	08.06.2023	5,009	24	0.01
Topix Index Futures	34	¥	08.06.2023	5,109	(47)	(0.01)
DAX Index Futures	13	€	16.06.2023	5,507	192	0.04
FTSE 100 Index Futures	55	£	16.06.2023	5,198	(57)	(0.01)
S&P MINI 500 Futures	(198)	US\$	16.06.2023	40,682	(1,306)	(0.30)
債券					397,207	91.60
債務証券						
信用格付のない債券					395,594	91.23
Germany (Federal Republic of) 0%	23,457,000	€	21.06.2023		25,352	5.85
Germany (Federal Republic of) 0%	23,518,000	€	19.07.2023		25,366	5.85
Germany (Federal Republic of) 0%	35,016,000	€	20.09.2023		37,561	8.66
US Treasury Bill 0%	18,654,000	US\$	06.04.2023		18,640	4.30
US Treasury Bill 0%	30,691,500	US\$	13.04.2023		30,642	7.07
US Treasury Bill 0%	27,590,700	US\$	20.04.2023		27,522	6.35
US Treasury Bill 0%	30,735,000	US\$	18.05.2023		30,552	7.04
US Treasury Bill 0%	39,066,900	US\$	25.05.2023		38,812	8.95
US Treasury Bill 0%	40,835,800	US\$	15.06.2023		40,440	9.33
US Treasury Bill 0%	34,096,000	US\$	22.06.2023		33,733	7.78
US Treasury Bill 0%	17,570,000	US\$	13.07.2023		17,337	4.00
US Treasury Bill 0%	17,558,000	US\$	20.07.2023		17,310	3.99
US Treasury Bill 0%	11,510,700	US\$	03.08.2023		11,327	2.61
US Treasury Bill 0%	41,745,700	US\$	17.08.2023		41,000	9.45
債券デリバティブ						
金利先物						
US Ultra Bond Futures	352	US\$	21.06.2023	326	1,613	0.37
通貨					1,584	0.37
為替先渡契約					1,584	0.37
Bought for BRL 55,196,392.18, Sold for US\$ 10,589,801.62			27.04.2023		203	0.05
Bought for INR 859,565,110.27, Sold for US\$ 10,464,220.84			27.04.2023		(23)	(0.01)

投資銘柄	満期日	市場価格 (単位:千米ドル)	純資産に 占める割合 (%)
Bought for £ 702,626.92, Sold for US\$ 862,591.74	28.04.2023	7	0.00
Bought for HUF 3,810,030,500.00, Sold for US\$ 10,404,802.28	28.04.2023	401	0.09
Bought for MXN 179,540,734.48, Sold for US\$ 9,388,241.71	28.04.2023	508	0.12
Bought for PLN 43,485,533.33, Sold for US\$ 9,978,758.44	28.04.2023	110	0.03
Bought for TRY 203,868,757.62, Sold for US\$ 10,286,601.62	28.04.2023	(3)	0.00
Bought for US\$ 12,530,776.86, Sold for CHF 11,404,337.95	28.04.2023	69	0.02
Bought for US\$ 102,381,688.11, Sold for € 94,565,101.78	28.04.2023	(554)	(0.13)
Bought for US\$ 872,402.66, Sold for £ 702,626.92	28.04.2023	3	0.00
Bought for US\$ 13,474,521.06, Sold for ¥ 1,731,505,053.00	28.04.2023	442	0.10
Bought for US\$ 12,454,761.75, Sold for THB 404,132,109.13	28.04.2023	606	0.14
Bought for US\$ 10,380,282.97, Sold for TRY 203,868,757.62	28.04.2023	97	0.02
Bought for TRY 203,868,757.62, Sold for US\$ 9,473,455.28	27.06.2023	(282)	(0.06)
投資ポートフォリオ		407,082	93.88
株式クラス・ヘッジ		6,480	1.50
Bought for CHF 5,947,210.00, Sold for US\$ 6,558,915.85	19.04.2023	(66)	(0.02)
Bought for € 233,234,227.61, Sold for US\$ 250,037,517.50	19.04.2023	3,709	0.86
Bought for £ 108,320,317.94, Sold for US\$ 131,143,181.21	19.04.2023	2,949	0.68
Bought for ¥ 4,576,841.00, Sold for US\$ 34,683.84	19.04.2023	0	0.00
Bought for US\$ 9,310,227.11, Sold for € 8,654,528.23	19.04.2023	(103)	(0.02)
Bought for US\$ 449,458.04, Sold for £ 370,611.32	19.04.2023	(9)	0.00
ポートフォリオ合計		413,562	95.38
その他の純資産／(負債)		20,074	4.62
純資産		433,636	100.00

すべての有価証券は、言及されている場合を除き、証券取引所に上場されている。

金利は、記載された表面利率、または金利指標に基づき決定される変動利付証券の直近の更改利率のいずれかを表す。満期日は、有価証券に記載された日、または変動利付証券の次回金利更改日もしくは当該種類の有価証券の期限前償還日のいずれかを表す。

変動表面利率は、2023年3月31日現在の実勢金利に応じた利率である。

野村マネー マザーファンド

運用報告書

第21期（決算日2023年8月21日）

作成対象期間（2022年8月20日～2023年8月21日）

受益者のみなさまへ

平素は格別のご愛顧を賜り、厚く御礼申し上げます。
当作成対象期間の運用状況等についてご報告申し上げます。
今後とも一層のお引立てを賜りますよう、お願い申し上げます。

●当ファンドの仕組みは次の通りです。

運用方針	本邦通貨表示の公社債等に投資を行ない、安定した収益と流動性の確保を図ることを目的として運用を行ないます。
主な投資対象	本邦通貨表示の短期有価証券を主要投資対象とします。
主な投資制限	株式への投資は行ないません。

野村アセットマネジメント

東京都江東区豊洲二丁目2番1号

<http://www.nomura-am.co.jp/>

○最近5期の運用実績

決算期	基準価額	騰落率		債組入比率	債券先物比率	純総資産額
		期騰	落中率			
17期(2019年8月19日)	円 10,205		% △0.0	% 59.3	% —	百万円 8,458
18期(2020年8月19日)	10,203		△0.0	68.2	—	3,175
19期(2021年8月19日)	10,200		△0.0	60.1	—	9,159
20期(2022年8月19日)	10,199		△0.0	57.5	—	7,850
21期(2023年8月21日)	10,196		△0.0	5.7	—	6,733

*債券先物比率は買い建て比率－売り建て比率。

*当ファンドでは、値動きを表す適切な指数が存在しないため、ベンチマーク等はありません。

○当期中の基準価額と市況等の推移

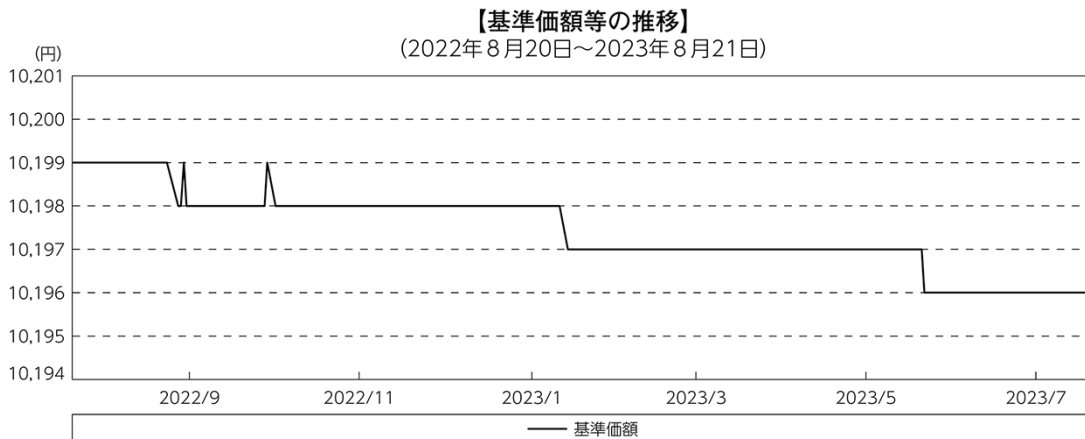
年月日	基準価額	騰落率		債組入比率	債券先物比率
		騰	落率		
(期首) 2022年8月19日	円 10,199		% —	% 57.5	% —
8月末	10,199		0.0	58.4	—
9月末	10,198		△0.0	48.5	—
10月末	10,198		△0.0	44.4	—
11月末	10,198		△0.0	34.4	—
12月末	10,198		△0.0	20.7	—
2023年1月末	10,198		△0.0	16.4	—
2月末	10,197		△0.0	25.4	—
3月末	10,197		△0.0	22.8	—
4月末	10,197		△0.0	26.2	—
5月末	10,197		△0.0	14.3	—
6月末	10,196		△0.0	9.1	—
7月末	10,196		△0.0	4.3	—
(期末) 2023年8月21日	10,196		△0.0	5.7	—

*騰落率は期首比です。

*債券先物比率は買い建て比率－売り建て比率。

◎運用経過

○期中の基準価額等の推移



○基準価額の主な変動要因

投資している短期有価証券やコール・ローンなどのマイナス金利環境を要因とする支払利息等。

○投資環境

国内経済は、消費や雇用環境など景気全般に持ち直しの動きが見られました。このような中、日銀は2022年12月の金融政策決定会合で、長短金利操作（イールドカーブ・コントロール）の運用を一部見直し、長期金利の許容変動幅を±0.5%と、従来の±0.25%から拡大することを決定しました。また、2023年7月には、イールドカーブ・コントロールの運用を更に柔軟化し、従前の上限であった+0.5%からの上振れを容認し、実質的な長期金利の上限を+1%とすることを決定しました。

TDB（国庫短期証券）3ヵ月物の利回りは、期を通じて-0.10%～-0.30%程度で推移しました。また、無担保コール翌日物金利は-0.01%～-0.08%程度で推移しました。

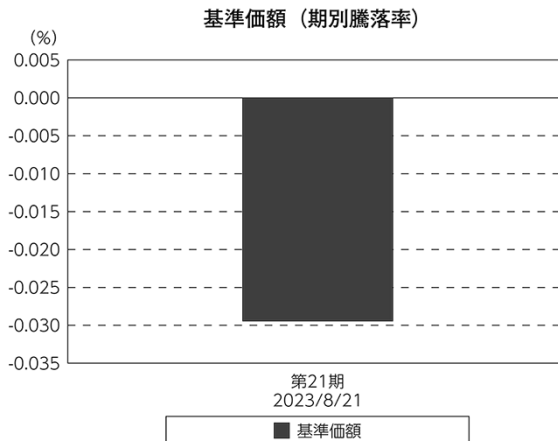
○当ファンドのポートフォリオ

残存1年以内の公社債等の短期有価証券への投資を行ない、あわせてコール・ローン等で運用を行なうことで流動性の確保を図りました。

○当ファンドのベンチマークとの差異

当ファンドでは、値動きを表す適切な指数が存在しないため、ベンチマーク等はありません。

グラフは、期中の当ファンドの期別基準価額騰落率です。



◎今後の運用方針

残存1年以内の公社債やコマーシャル・ペーパー等の短期有価証券への投資を行ない、あわせてコール・ローン等で運用を行なうことで流動性の確保を図って運用いたします。

日銀によるマイナス金利政策のもと、主要な投資対象となる公社債の利回りや余資運用の際のコール・ローンの金利もマイナスとなる中、マイナス利回りの資産への投資等を通じて、基準価額が下落することが想定されますのでご注意ください。

引き続きご愛顧賜りますよう、よろしくお願い申し上げます。

○1万口当たりの費用明細

(2022年8月20日～2023年8月21日)

該当事項はございません。

○売買及び取引の状況

(2022年8月20日～2023年8月21日)

公社債

		買付額	売付額
国内	地方債証券	千円 4,557,523	千円 503,685 (4,569,320)
	特殊債券	2,284,885	— (5,187,000)
	社債券（投資法人債券を含む）	300,407	— (1,000,000)

*金額は受け渡し代金。(経過利子分は含まれておりません。)

*単位未満は切り捨て。

*（ ）内は償還等による増減分で、上段の数字には含まれておりません。

*社債券（投資法人債券を含む）には新株予約権付社債（転換社債）は含まれておりません。

○利害関係人との取引状況等

(2022年8月20日～2023年8月21日)

該当事項はございません。

利害関係人とは、投資信託及び投資法人に関する法律第11条第1項に規定される利害関係人です。

○組入資産の明細

(2023年8月21日現在)

国内公社債

(A)国内(邦貨建)公社債 種類別開示

区 分	当 期			末			
	額 面 金 額	評 価 額	組 入 比 率	うちBB格以下 組 入 比 率	残存期間別組入比率		
	千円	千円	%	%	5年以上	2年以上	2年未満
地方債証券	230,000 (230,000)	230,079 (230,079)	3.4 (3.4)	— (—)	— (—)	— (—)	3.4 (3.4)
特殊債券 (除く金融債)	54,000 (54,000)	54,051 (54,051)	0.8 (0.8)	— (—)	— (—)	— (—)	0.8 (0.8)
普通社債券 (含む投資法人債券)	100,000 (100,000)	100,043 (100,043)	1.5 (1.5)	— (—)	— (—)	— (—)	1.5 (1.5)
合 計	384,000 (384,000)	384,175 (384,175)	5.7 (5.7)	— (—)	— (—)	— (—)	5.7 (5.7)

* ()内は非上場債で内書きです。

*組入比率は、純資産総額に対する評価額の割合。

*金額の単位未満は切り捨て。

*評価については金融商品取引業者、価格情報会社等よりデータを入手しています。

*残存期間が1年以内の公社債は原則として償却原価法により評価しています。

(B)国内(邦貨建)公社債 銘柄別開示

銘 柄	当 期			末	
	利 率	額 面 金 額	評 価 額	額	償 還 年 月 日
地方債証券	%	千円	千円		
東京都 公募第724回	0.7	10,000	10,005		2023/9/20
大阪府 公募(5年)第155回	0.001	100,000	100,000		2023/10/30
京都府 公募平成25年度第7回	0.8	90,000	90,058		2023/9/19
愛知県 公募平成25年度第15回	0.699	10,000	10,012		2023/10/25
福岡県 公募平成25年度第4回	0.816	20,000	20,003		2023/8/25
小 計		230,000	230,079		
特殊債券(除く金融債)					
日本高速道路保有・債務返済機構債券 政府保証債第200回	0.801	34,000	34,030		2023/9/29
地方公共団体金融機構債券 第54回	0.73	10,000	10,019		2023/11/28
西日本高速道路 第47回	0.07	10,000	10,002		2023/12/20
小 計		54,000	54,051		
普通社債券(含む投資法人債券)					
三井住友ファイナンス&リース 第21回社債間限定同順位特約付	0.18	100,000	100,043		2023/11/27
小 計		100,000	100,043		
合 計		384,000	384,175		

*額面・評価額の単位未満は切り捨て。

○投資信託財産の構成

(2023年8月21日現在)

項 目	当 期 末	
	評 価 額	比 率
公社債	千円 384,175	% 5.7
コール・ローン等、その他	6,358,969	94.3
投資信託財産総額	6,743,144	100.0

*金額の単位未満は切り捨て。

○資産、負債、元本及び基準価額の状況 (2023年8月21日現在)

項 目	当 期 末
	円
(A) 資産	6,743,144,910
コール・ローン等	6,358,433,056
公社債(評価額)	384,175,187
未収利息	210,342
前払費用	326,325
(B) 負債	10,011,425
未払金	10,002,200
未払利息	9,225
(C) 純資産総額(A-B)	6,733,133,485
元本	6,603,862,387
次期繰越損益金	129,271,098
(D) 受益権総口数	6,603,862,387口
1万口当たり基準価額(C/D)	10,196円

(注) 期首元本額は7,697,164,972円、期中追加設定元本額は6,899,643,779円、期中一部解約元本額は7,992,946,364円、1口当たり純資産額は1.0196円です。

○損益の状況 (2022年8月20日～2023年8月21日)

項 目	当 期
	円
(A) 配当等収益	10,224,214
受取利息	11,704,539
その他収益金	26,370
支払利息	△ 1,506,695
(B) 有価証券売買損益	△ 12,018,108
売買損	△ 12,018,108
(C) 当期損益金(A+B)	△ 1,793,894
(D) 前期繰越損益金	153,116,866
(E) 追加信託差損益金	135,776,221
(F) 解約差損益金	△ 157,828,095
(G) 計(C+D+E+F)	129,271,098
次期繰越損益金(G)	129,271,098

*損益の状況の中で(B)有価証券売買損益は期末の評価換えによるものを含みます。

*損益の状況の中で(E)追加信託差損益金とあるのは、信託の追加設定の際、追加設定をした価額から元本を差し引いた差額分をいいます。

*損益の状況の中で(F)解約差損益金とあるのは、中途解約の際、元本から解約価額を差し引いた差額分をいいます。

○当マザーファンドを投資対象とする投資信託の当期末元本額

ファンド名	当期末
	元本額
	円
野村世界業種別投資シリーズ(マネープール・ファンド)	2,663,398,020
野村日経225ターゲット(公社債運用移行型)Kプライス(適格機関投資家専用)	1,486,454,639
ノムラスマートプレミアムファンドハイブリッド30(非課税適格機関投資家専用)	1,248,281,712
野村アンジェロ・ゴードンDCファンド(為替ヘッジあり)2210(適格機関投資家転売制限付)	730,584,834
ノムラスマートプレミアムファンドハイブリッド50(適格機関投資家転売制限付)	158,756,834
野村DC運用戦略ファンド	85,180,134
ノムラ・アジア・シリーズ(マネープール・ファンド)	68,496,125
野村世界高金利通貨投信	34,318,227
野村DC運用戦略ファンド(マイルド)	7,492,405
ネクストコア	2,282,012

ファンド名	当期末
	元本額
	円
野村グローバル・ハイ・イールド債券投信(円コース)毎月分配型	984,834
野村グローバル・ハイ・イールド債券投信(資源国通貨コース)毎月分配型	984,834
野村グローバル・ハイ・イールド債券投信(アジア通貨コース)毎月分配型	984,834
野村グローバル・ハイ・イールド債券投信(円コース)年2回決算型	984,834
野村グローバル・ハイ・イールド債券投信(資源国通貨コース)年2回決算型	984,834
野村グローバル・ハイ・イールド債券投信(アジア通貨コース)年2回決算型	984,834
野村グローバルCB投信(円コース)毎月分配型	984,543
野村グローバルCB投信(資源国通貨コース)毎月分配型	984,543
野村グローバルCB投信(アジア通貨コース)毎月分配型	984,543
野村グローバルCB投信(円コース)年2回決算型	984,543

ファンド名	当期末
	元本額
	円
野村グローバルCB投信(資源国通貨コース)年2回決算型	984,543
野村グローバルCB投信(アジア通貨コース)年2回決算型	984,543
野村ドイチェ・高配当インフラ関連株投信(円コース)毎月分配型	984,252
野村ドイチェ・高配当インフラ関連株投信(豪ドルコース)毎月分配型	984,252
野村ドイチェ・高配当インフラ関連株投信(ブラジルリアルコース)毎月分配型	984,252
野村ドイチェ・高配当インフラ関連株投信(円コース)年2回決算型	984,252
野村ドイチェ・高配当インフラ関連株投信(豪ドルコース)年2回決算型	984,252
野村ドイチェ・高配当インフラ関連株投信(ブラジルリアルコース)年2回決算型	984,252
野村米国ブランド株投資(資源国通貨コース)毎月分配型	983,768
野村米国ブランド株投資(アジア通貨コース)毎月分配型	983,768
野村米国ブランド株投資(円コース)年2回決算型	983,768
野村米国ブランド株投資(資源国通貨コース)年2回決算型	983,768
野村米国ブランド株投資(アジア通貨コース)年2回決算型	983,768
ノムラ・グローバルトレンド(円コース)毎月分配型	983,672
ノムラ・グローバルトレンド(資源国通貨コース)毎月分配型	983,672
ノムラ・グローバルトレンド(アジア通貨コース)毎月分配型	983,672
ノムラ・グローバルトレンド(円コース)年2回決算型	983,672
ノムラ・グローバルトレンド(資源国通貨コース)年2回決算型	983,672
ノムラ・グローバルトレンド(アジア通貨コース)年2回決算型	983,672
野村テンブルトン・トータル・リターン Aコース	983,381
野村テンブルトン・トータル・リターン Cコース	983,381
野村テンブルトン・トータル・リターン Dコース	983,381
野村グローバル高配当株プレミアム(円コース)毎月分配型	983,091
野村グローバル高配当株プレミアム(通貨セレクトコース)毎月分配型	983,091
野村グローバル高配当株プレミアム(円コース)年2回決算型	983,091
野村グローバル高配当株プレミアム(通貨セレクトコース)年2回決算型	983,091
野村アジアハイ・イールド債券投信(円コース)毎月分配型	982,898
野村アジアハイ・イールド債券投信(通貨セレクトコース)毎月分配型	982,898
野村アジアハイ・イールド債券投信(アジア通貨セレクトコース)毎月分配型	982,898
野村アジアハイ・イールド債券投信(円コース)年2回決算型	982,898
野村アジアハイ・イールド債券投信(通貨セレクトコース)年2回決算型	982,898
野村アジアハイ・イールド債券投信(アジア通貨セレクトコース)年2回決算型	982,898
野村豪ドル債オープン・プレミアム毎月分配型	982,801
欧州ハイ・イールド・ボンド・ファンド(欧州通貨コース)	982,609
欧州ハイ・イールド・ボンド・ファンド(円コース)	982,609
欧州ハイ・イールド・ボンド・ファンド(豪ドルコース)	982,609
野村日本ブランド株投資(円コース)毎月分配型	982,609
野村日本ブランド株投資(資源国通貨コース)毎月分配型	982,609
野村日本ブランド株投資(アジア通貨コース)毎月分配型	982,609
野村日本ブランド株投資(資源国通貨コース)年2回決算型	982,609
野村日本ブランド株投資(アジア通貨コース)年2回決算型	982,609
野村米国ハイ・イールド債券投信(通貨セレクトコース)毎月分配型	982,609
野村ドイチェ・高配当インフラ関連株投信(通貨セレクトコース)毎月分配型	982,608
野村新世界高金利通貨投信	982,608
野村米国ハイ・イールド債券投信(円コース)毎月分配型	982,608
野村米国ハイ・イールド債券投信(豪ドルコース)毎月分配型	982,608
野村米国ハイ・イールド債券投信(ブラジルリアルコース)毎月分配型	982,608
野村米国ハイ・イールド債券投信(南アフリカランドコース)毎月分配型	982,608
野村米国ハイ・イールド債券投信(トルコリラコース)毎月分配型	982,608
野村米国ハイ・イールド債券投信(豪ドルコース)年2回決算型	982,608
野村米国ハイ・イールド債券投信(ブラジルリアルコース)年2回決算型	982,608
野村日本ブランド株投資(豪ドルコース)毎月分配型	982,608
野村日本ブランド株投資(ブラジルリアルコース)毎月分配型	982,608
野村日本ブランド株投資(円コース)年2回決算型	982,608
野村日本ブランド株投資(豪ドルコース)年2回決算型	982,608
野村日本ブランド株投資(ブラジルリアルコース)年2回決算型	982,608
野村日本ブランド株投資(トルコリラコース)年2回決算型	982,608
野村新米国ハイ・イールド債券投信(円コース)毎月分配型	982,608

ファンド名	当期末
	元本額
	円
野村新米国ハイ・イールド債券投信(豪ドルコース)毎月分配型	982,608
野村新米国ハイ・イールド債券投信(ブラジルリアルコース)毎月分配型	982,608
野村新米国ハイ・イールド債券投信(南アフリカランドコース)毎月分配型	982,608
野村新米国ハイ・イールド債券投信(トルコリラコース)毎月分配型	982,608
野村新米国ハイ・イールド債券投信(ブラジルリアルコース)年2回決算型	982,608
野村新エマージング債券投信(円コース)毎月分配型	982,608
野村新エマージング債券投信(ブラジルリアルコース)毎月分配型	982,608
野村新エマージング債券投信(インドネシアルピアコース)毎月分配型	982,608
野村新エマージング債券投信(円コース)年2回決算型	982,608
野村新エマージング債券投信(ブラジルリアルコース)年2回決算型	982,608
野村PIMCO新興国インフラ関連債券投信(アジア通貨コース)毎月分配型	982,608
野村グローバルREITプレミアム(円コース)毎月分配型	982,608
野村グローバルREITプレミアム(通貨セレクトコース)毎月分配型	982,608
野村グローバルREITプレミアム(円コース)年2回決算型	982,608
野村グローバルREITプレミアム(通貨セレクトコース)年2回決算型	982,608
野村日本ブランド株投資(トルコリラコース)毎月分配型	982,607
野村新エマージング債券投信(豪ドルコース)毎月分配型	982,607
野村新エマージング債券投信(豪ドルコース)年2回決算型	982,607
野村PIMCO新興国インフラ関連債券投信(円コース)毎月分配型	982,607
野村PIMCO新興国インフラ関連債券投信(資源国通貨コース)毎月分配型	982,607
野村日本高配当株プレミアム(円コース)毎月分配型	982,415
野村日本高配当株プレミアム(通貨セレクトコース)毎月分配型	982,415
野村日本高配当株プレミアム(円コース)年2回決算型	982,415
野村日本高配当株プレミアム(通貨セレクトコース)年2回決算型	982,415
野村高配当インフラ関連株プレミアム(円コース)毎月分配型	982,029
野村高配当インフラ関連株プレミアム(通貨セレクトコース)毎月分配型	982,029
野村高配当インフラ関連株プレミアム(円コース)年2回決算型	982,029
野村高配当インフラ関連株プレミアム(通貨セレクトコース)年2回決算型	982,029
野村カルミニャック・ファンド Aコース	981,547
野村カルミニャック・ファンド Bコース	981,547
野村通貨選択日本株投信(米ドルコース)毎月分配型	981,451
野村通貨選択日本株投信(米ドルコース)年2回決算型	981,451
野村エマージング債券プレミアム毎月分配型	981,451
野村エマージング債券プレミアム年2回決算型	981,451
ノムラ THE USA Aコース	981,258
ノムラ THE USA Bコース	981,258
野村グローバルボンド投信 Bコース	980,489
野村グローバルボンド投信 Dコース	980,489
野村グローバルボンド投信 Fコース	980,489
野村高配当インフラ関連株ファンド(米ドルコース)毎月分配型	980,297
野村高配当インフラ関連株ファンド(通貨セレクトコース)毎月分配型	980,297
野村高配当インフラ関連株ファンド(米ドルコース)年2回決算型	980,297
グローバル・ストック Bコース	979,528
野村通貨選択日本株投信(メキシコペソコース)毎月分配型	626,503
野村豪ドル債オープン・プレミアム年2回決算型	491,401
野村通貨選択日本株投信(ブラジルリアルコース)毎月分配型	398,357
野村通貨選択日本株投信(メキシコペソコース)年2回決算型	373,897
野村通貨選択日本株投信(豪ドルコース)毎月分配型	177,539
野村通貨選択日本株投信(インドルピーコース)毎月分配型	149,947
野村通貨選択日本株投信(豪ドルコース)年2回決算型	132,547
野村通貨選択日本株投信(トルコリラコース)毎月分配型	123,377
グローバル・ストック Dコース	116,529
野村通貨選択日本株投信(ブラジルリアルコース)年2回決算型	100,946
野村米国ハイ・イールド債券投信(通貨セレクトコース)年2回決算型	98,262
野村米国ハイ・イールド債券投信(米ドルコース)毎月分配型	98,261
野村米国ハイ・イールド債券投信(ユーロコース)毎月分配型	98,261

ファンド名	当期末
	元本額
	円
野村米国ハイ・イールド債券投信(円コース)年2回決算型	98,261
野村米国ハイ・イールド債券投信(米ドルコース)年2回決算型	98,261
野村米国ハイ・イールド債券投信(トルコリラコース)年2回決算型	98,261
野村日本ブランド株投資(南アフリカランドコース)毎月分配型	98,261
野村新米国ハイ・イールド債券投信(円コース)年2回決算型	98,261
野村新米国ハイ・イールド債券投信(南アフリカランドコース)年2回決算型	98,261
野村新エマージング債券投信(米ドルコース)毎月分配型	98,261
野村新エマージング債券投信(南アフリカランドコース)毎月分配型	98,261
野村新エマージング債券投信(米ドルコース)年2回決算型	98,261
野村新エマージング債券投信(インドネシアルピアコース)年2回決算型	98,261
野村ドイチェ・高配当インフラ関連株投信(米ドルコース)毎月分配型	98,261
野村ドイチェ・高配当インフラ関連株投信(米ドルコース)年2回決算型	98,261
野村PIMCO新興国インフラ関連債券投信(円コース)年2回決算型	98,261
野村PIMCO新興国インフラ関連債券投信(資源国通貨コース)年2回決算型	98,261
野村PIMCO新興国インフラ関連債券投信(アジア通貨コース)年2回決算型	98,261
野村米国ブランド株投資(円コース)毎月分配型	98,261
野村テンブルトン・トータル・リターン Bコース	98,261
野村ドイチェ・高配当インフラ関連株投信(通貨セレクトコース)年2回決算型	98,261
野村米国ハイ・イールド債券投信(南アフリカランドコース)年2回決算型	98,260
野村日本ブランド株投資(南アフリカランドコース)年2回決算型	98,260
野村新米国ハイ・イールド債券投信(豪ドルコース)年2回決算型	98,260
野村新米国ハイ・イールド債券投信(トルコリラコース)年2回決算型	98,260
野村新エマージング債券投信(豪ドルコース)年2回決算型	98,260
ウェリントン・企業価値共創世界株ファンド Aコース	98,078
ウェリントン・企業価値共創世界株ファンド Bコース	98,078
野村PIMCO・トレンド戦略ファンド Aコース	98,059
野村PIMCO・トレンド戦略ファンド Bコース	98,059
野村グローバルボンド投信 Aコース	98,049
野村グローバルボンド投信 Cコース	98,049
野村グローバルボンド投信 Eコース	98,049
マイライフ・エール(資産成長型)	98,049
マイライフ・エール(年2%目標払出型)	98,049
マイライフ・エール(年6%目標払出型)	98,049
野村環境リーダーズ戦略ファンド Aコース	98,020
野村環境リーダーズ戦略ファンド Bコース	98,020
野村ブラックロック循環経済関連株投信 Aコース	98,011
野村ブラックロック循環経済関連株投信 Bコース	98,011
(年3%目標払出)のむらップ・ファンド(普通型)	98,001
(年6%目標払出)のむらップ・ファンド(普通型)	98,001
グローバル・ストック Aコース	97,953
グローバル・ストック Cコース	97,953
野村通貨選択日本株投信(インドルピアコース)年2回決算型	63,772
野村通貨選択日本株投信(インドネシアルピアコース)毎月分配型	27,600
野村通貨選択日本株投信(中国元コース)毎月分配型	23,859

ファンド名	当期末
	元本額
	円
野村通貨選択日本株投信(トルコリラコース)年2回決算型	18,851
野村通貨選択日本株投信(インドネシアルピアコース)年2回決算型	14,308
野村通貨選択日本株投信(中国元コース)年2回決算型	13,042
ノムラ新興国債券ファンズ(野村SMA向け)	10,000
野村米国ハイ・イールド債券投信(ユーロコース)年2回決算型	9,826
野村新エマージング債券投信(南アフリカランドコース)年2回決算型	9,826
野村DCテンブルトン・トータル・リターン Aコース	9,818
野村DCテンブルトン・トータル・リターン Bコース	9,818
野村日本ブランド株投資(米ドルコース)毎月分配型	9,809
野村日本ブランド株投資(メキシコペソコース)毎月分配型	9,809
野村日本ブランド株投資(米ドルコース)年2回決算型	9,809
野村日本ブランド株投資(メキシコペソコース)年2回決算型	9,809
野村アジアハイ・イールド債券投信(米ドルコース)毎月分配型	9,808
野村アジアハイ・イールド債券投信(米ドルコース)年2回決算型	9,808
野村米国ハイ・イールド債券投信(メキシコペソコース)毎月分配型	9,808
野村米国ハイ・イールド債券投信(メキシコペソコース)年2回決算型	9,808
野村PIMCO・トレンド戦略ファンド(米ドル売り円買い)(野村SMA・EW向け)	9,808
野村米国ブランド株投資(米ドルコース)毎月分配型	9,807
野村米国ブランド株投資(米ドルコース)年2回決算型	9,807
野村PIMCO新興国インフラ関連債券投信(米ドルコース)毎月分配型	9,807
野村PIMCO新興国インフラ関連債券投信(米ドルコース)年2回決算型	9,807
野村新米国ハイ・イールド債券投信(米ドルコース)毎月分配型	9,805
野村新米国ハイ・イールド債券投信(メキシコペソコース)毎月分配型	9,805
野村新米国ハイ・イールド債券投信(米ドルコース)年2回決算型	9,805
野村新米国ハイ・イールド債券投信(メキシコペソコース)年2回決算型	9,805
野村高配当インフラ関連株ファンド(円コース)毎月分配型	9,803
野村高配当インフラ関連株ファンド(円コース)年2回決算型	9,803
野村高配当インフラ関連株ファンド(通貨セレクトコース)年2回決算型	9,803
ノムラ新興国債券ファンズ(野村SMA・EW向け)	9,801
野村ブルーベイ・トータルリターンファンド(野村SMA・EW向け)	9,801
野村PIMCO米国投資適格債券戦略ファンド(為替ヘッジあり)毎月分配型	9,797
野村PIMCO米国投資適格債券戦略ファンド(為替ヘッジあり)年2回決算型	9,797
野村ウエスタン・世界債券戦略ファンド Aコース	9,797
野村ウエスタン・世界債券戦略ファンド Bコース	9,797
野村ウエスタン・世界債券戦略ファンド Cコース	9,797
野村ウエスタン・世界債券戦略ファンド Dコース	9,797
野村ファンドラップ債券プレミア	9,795
野村ファンドラップオルタナティブプレミア	9,795
野村グローバル・クオリティ・グロース Aコース(野村SMA・EW向け)	9,794
野村グローバル・クオリティ・グロース Bコース(野村SMA・EW向け)	9,794
野村MFSグローバル・リサーチ・フォーカス株式 Aコース(野村SMA・EW向け)	9,794
野村MFSグローバル・リサーチ・フォーカス株式 Bコース(野村SMA・EW向け)	9,794
野村通貨選択日本株投信(ユーロコース)年2回決算型	3,114
野村通貨選択日本株投信(ユーロコース)毎月分配型	966

○お知らせ

該当事項はございません。